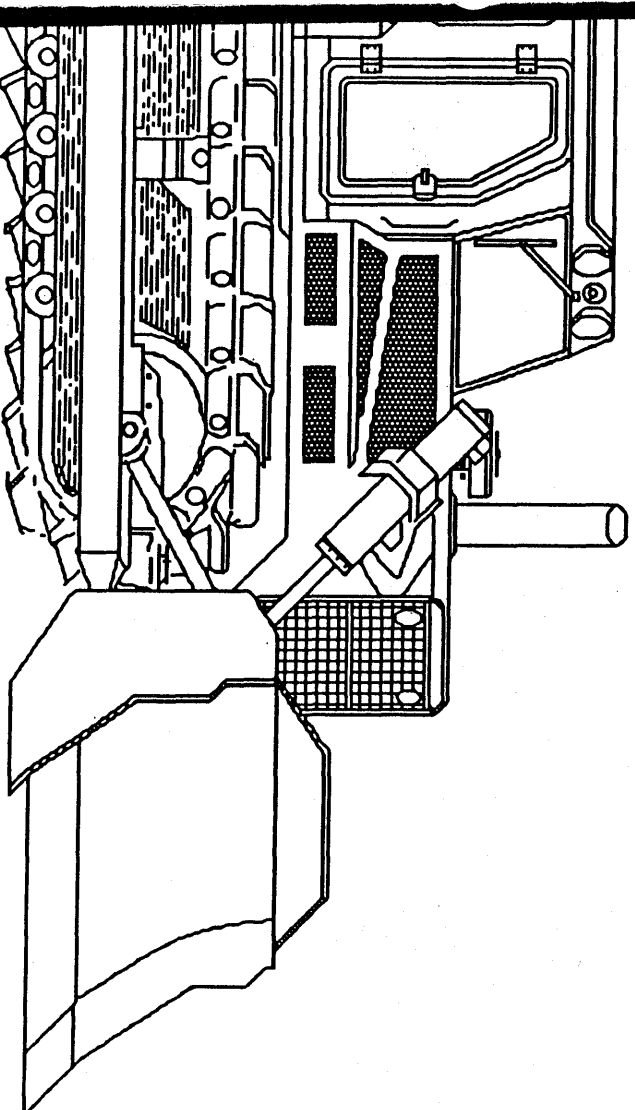


# 11-B

Powershift  
Crawler Tractor

## PARTS CATALOG



FORM 73110380 ENGLISH  
1-91

Fiatallis is not responsible for any liability arising from any damage resulting from defects caused by parts and/or components not approved by Fiatallis for use in maintaining and/or repairing products manufactured or merchandized by Fiatallis.

In any case, no warranty of any kind is made or shall be imposed with respect to products manufactured or merchandized by Fiatallis when failures are caused by the use of parts and/or components not approved by Fiatallis.

## AVOID ACCIDENTS

Most accidents, whether they occur in industry, on the farm, at home or on the highway, are caused by the failure of some individual to follow simple and fundamental safety rules or precautions. For this reason **MOST ACCIDENTS CAN BE PREVENTED** by recognizing the real cause and doing something about it before the accident occurs.

Regardless of the care used in the design and construction of any type of equipment there are conditions that cannot be completely safeguarded against without interfering with reasonable accessibility and efficient operation.

A careful operator is the best insurance against an accident.  
The complete observance of one simple rule would prevent many thousand serious injuries each year.  
That rule is:

*Never attempt to clean, oil or adjust a machine while it is in motion.*

## WARNING

On machines having hydraulically, mechanically, and/or cable controlled equipment (such as shovels, loaders, dozers, scrapers, etc.) be certain the equipment is lowered to the ground before servicing, adjusting and/or repairing. If it is necessary to have the hydraulically, mechanically, and/or cable controlled equipment partially or fully raised to gain access to certain items, be sure the equipment is suitably supported by means other than the hydraulic lift cylinders, cable and/or mechanical devices used for controlling the equipment.

**COPYRIGHT BY FIATALLIS**



All rights reserved. Reproduction of text and illustrations  
in whole or in part, is strictly prohibited.

# 11-B

(POWER SHIFT)

crawler tractor

(Includes 11R Ripper, Dozers  
and Hydraulic Systems)

## parts catalog

S/N 25L16001 - UP

Form 73110380 English

(REPLACES 70699832)



### WARNING

STUDY THE OPERATION AND MAINTENANCE  
INSTRUCTION MANUAL THROUGH BEFORE  
STARTING, OPERATING, MAINTAINING,  
FUELING OR SERVICING THIS MACHINE.

}

(

(

(

(

(

## ADDITIONAL PUBLICATIONS

Additional publications pertaining to this model and to all other Fiat-Allis products are available through Fiat-Allis dealers. Publications are generally available in several languages. Refer to Service Publications Index Form 70658800 for all such publications; the index is available free from Fiat-Allis.

## IMPORTANT

All parts listed herein, which have no specific usage indicated, are applicable to all models. Those parts which are used only on specific models are so indicated.

Attaching parts such as bolts, nuts, rivets, screws, washers, etc., are indented immediately following the parts which they attach.

Parts indicated with a square (□) are also available in packaged sets. Refer to section titled "PACKAGED PARTS".

The terms "right" and "left" used throughout this parts catalog are determined by facing the direction of forward travel.

## INSTRUCTIONS FOR ORDERING PARTS

At the time this parts catalog was published the listed part numbers were current. It is our policy to constantly improve our machines and therefore, part numbers and design may change. When ordering parts, verify part numbers through your dealer's microfiche which is up to date with all latest part numbers.

Order parts from the dealer covering the local territory.

ALWAYS GIVE THE MODEL AND SERIAL NUMBER OF MACHINE. IF PARTS ARE FOR AN ASSEMBLY WHICH HAS A MODEL AND/OR SERIAL NUMBER (SUCH AS ENGINE ASSEMBLY, PUMP ASSEMBLY), ALSO INCLUDE THIS INFORMATION.

To obtain parts promptly, give part name and part number.

Give post office address, town, county and state where parts are to be shipped. Also specify whether material is to be shipped by freight, express or parcel post.

Confirm all telephone or telegraph orders in writing.

Parts for standard motor accessories such as generators and starting motors should be ordered from authorized Service Stations maintained by manufacturers of these units throughout the country.

No credit will be allowed on parts unless they are returned to the dealer from whom they were purchased; from there they will be returned, at the customer's expense, to the factory for inspection.

Unless claims for shortages or errors are made immediately upon receipt of goods, they will not be considered.

When broken goods are received, a full description of the damage should be made by the carrier agent on the freight bill. If this description is insisted upon, full damage can always be collected from the transportation company.

No responsibility is assumed for delay or damage to merchandise while in transit. Our responsibility ceases upon delivery of shipment to the transportation company from whom a receipt is received showing that shipment was in good condition when delivered to them; therefore, claims (if any) should be filed with the transportation company.

The right is reserved to change the construction or material of any parts where it seems desirable to do so without incurring the obligation of installing such changes on units already delivered.

*(Specifications and design subject to change without notice)*

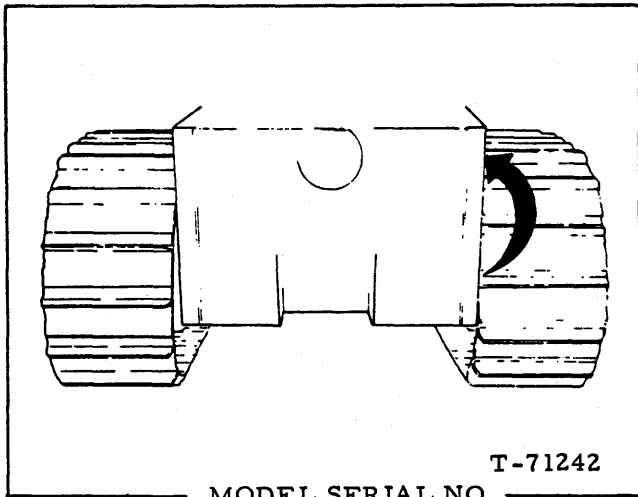
## MODEL IDENTIFICATION

MODEL SYMBOL	ENGINE MODEL	DESCRIPTION
11-B	11000 (Prior to Engines S/N 11-25967)	Diesel engine driven crawler tractor with power-shift transmission
11 HS	11000 MKII (Engine S/N 11-25967 and up)	Hydraulically-operated Dozer; straight moldboard
11 HA		Hydraulically-operated Dozer; angling moldboard
11 R		Hydraulically-operated Ripper


### RECORD YOUR SERIAL NUMBERS BELOW

MODEL SERIAL NUMBER \_\_\_\_\_

ENGINE SERIAL NUMBER \_\_\_\_\_



Stamped vertically along rear edge on right side of main housing and on small plate attached to cowl.



Also stamped on small plate attached to cowl.

Models are identified by an 8-character combination of letters and numerals.

**\*SERIAL NUMBER**, consisting of all 8 characters must always be submitted for positive identification of your machine. This Point Cannot Be Over-emphasized.

TRACTOR MODEL	*SERIAL NO.	
	PRODUCT CODE	UNIT NO.
11-B	25L	16001

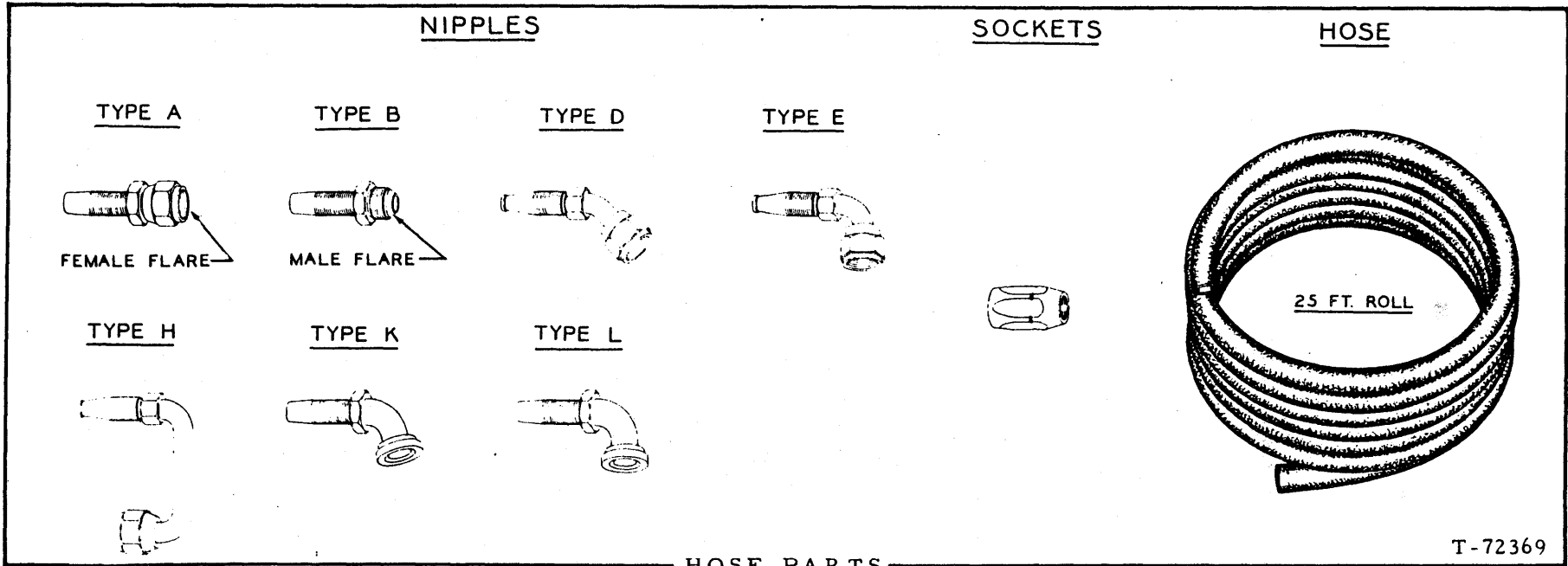
## ALPHABETICAL INDEX

Air Cleaner . . . . .	95;97	Frame, Ripper Mounting . . . . .	303
Air Restriction Indicator . . . . .	95	Front Fenders . . . . .	232
Alternator . . . . .	253;254	Fuel Filter . . . . .	57;58
Angling Moldboard and C-Frame . . . . .	289	Fuel Injection Pump . . . . .	61;63
Auxiliary Valve and Control . . . . .	323	Fuel Lines . . . . .	54
Batteries and Cables . . . . .	260	Fuel Tank . . . . .	53
Battery and Tool Boxes . . . . .	263	Fuel Tank Guard . . . . .	275
Battery Mounting . . . . .	259	Gauges	
Belt, Drive . . . . .	114;253;254	Air Restriction Indicator . . . . .	95
Belt, Safety . . . . .	241	Ammeter . . . . .	265
Bevel Gear and Shaft . . . . .	169	Bevel Gear Comp. Oil Level . . . . .	167
Bottom Guards . . . . .	207	Engine Oil Level . . . . .	32;33
Brake Control . . . . .	201	Engine Oil Pressure . . . . .	268
Brake Drum . . . . .	172	Engine Temperature . . . . .	266
Brakes . . . . .	198	Fuel Level . . . . .	53
Bumper . . . . .	203	Fuel Pressure . . . . .	271
Camshaft . . . . .	29	Hour Meter . . . . .	272;273
Connecting Rod . . . . .	17	Track Wear . . . . .	281
Control Valves . . . . .	313	Transmission Hydraulic Pressure . . . . .	270
Control Valve Lines . . . . .	193	Transmission Lubricating	
Coolant Filter . . . . .	120	Oil Pressure . . . . .	269
Counterweight . . . . .	278	Transmission Oil Level . . . . .	137
Cowl . . . . .	233	Governor Control Linkage . . . . .	84
Crankcase Guard . . . . .	204;207	Ground Speed Governor . . . . .	159
Crankshaft . . . . .	20	Guide Brackets . . . . .	287
Cylinder Block . . . . .	15	Heat Exchanger . . . . .	109
Cylinder Head . . . . .	24	Hood . . . . .	234
Cylinder Piping (Dozer) . . . . .	297	Hose Parts . . . . .	6
Cylinder Piping (Ripper) . . . . .	307	Hour Meter . . . . .	272;273
Cylinder Sleeve . . . . .	15	Hydraulic Tank and Control Valve . . . . .	309
Drawbar . . . . .	208;209;210	Hydraulic Tilt . . . . .	292
Elements		Hydraulic Tilt Piping . . . . .	295
Air Cleaner . . . . .	96;98	Injection Fuel Return Lines . . . . .	69;71;73
Coolant Filter . . . . .	120;122	Injection Nozzles and Lines . . . . .	65;67
Engine Oil Filter . . . . .	43;50	Injection Pump . . . . .	61;63
Fuel Filter . . . . .	57	Instruments . . . . .	264;266
Main Housing Breather . . . . .	167	Intake Manifold . . . . .	89
Steering Oil Filter . . . . .	181	Lights	
Transmission Breather . . . . .	135	Dash . . . . .	264;266
Transmission Oil Filter . . . . .	150	Head . . . . .	245
Water Filter . . . . .	74	Rear Flood . . . . .	245
Engine Breather . . . . .	27	Lights and Wiring . . . . .	247;249
Engine Decelerator . . . . .	83	Lubricating Oil Filter and Cooler . . . . .	43
Engine and Mounting . . . . .	12	Main Frame . . . . .	203
Engine Primer . . . . .	100;101	Main Housing . . . . .	166
Engine Shut-off Control . . . . .	82	Manifolds	
Equalizing Beam . . . . .	212;213	Exhaust . . . . .	88
Exhaust Manifold . . . . .	88	Intake . . . . .	89
Exhaust Pipe . . . . .	87	Water Outlet . . . . .	118
Fan . . . . .	111	Numerical Index . . . . .	328
Fan Drive . . . . .	114	Oil Cooler . . . . .	43
Filter Care Kits . . . . .	10B, C, D	Oil Filter . . . . .	43;47
Filters		Oil Filter Lines . . . . .	47;49
Coolant . . . . .	120	Oil Pan . . . . .	32;33
Engine Oil . . . . .	43;47;49	Oil Pump Lines . . . . .	40;325
Fuel . . . . .	57;58	Packaged Parts . . . . .	9
Steering Oil . . . . .	181	Painting and Marking . . . . .	243
Transmission Oil . . . . .	150	Piston and Connecting Rod . . . . .	17
Final Drive		Primer . . . . .	101
Housing . . . . .	166	Pull Hook . . . . .	203
Intermediate Shaft . . . . .	174	Pumps	
Outboard Bearing and Seal . . . . .	176	Engine Oil Pressure . . . . .	37
Pinion Shaft . . . . .	172	Engine Primer . . . . .	103
Sprocket, Shaft and Gear . . . . .	179	Fuel Injection . . . . .	63
Floor . . . . .	242	Push-Start . . . . .	153
Flywheel . . . . .	22	Scavenging Oil . . . . .	35
Flywheel Housing . . . . .	22		



## ALPHABETICAL INDEX

Pumps (Cont.)	
Steering . . . . .	189
Transmission . . . . .	151
Water . . . . .	116
Push-Start Pump . . . . .	153
Radiator . . . . .	104
Radiator Guard . . . . .	231
Radiator Support . . . . .	108
Rear Fenders . . . . .	235
Rear Flood Light . . . . .	250;251
Rear Mounting Bracket . . . . .	276
Regulator . . . . .	258
Roll Over Protection Frame . . . . .	274
Seat . . . . .	241
Speed Control Linkage . . . . .	164
Speed Control Piping . . . . .	163
Speed Control Valve . . . . .	162
Starter . . . . .	256
Steering Clutch & Final Drive Housing . . . . .	167
Steering Clutches . . . . .	170
Steering Control Valve Lines . . . . .	193
Steering Levers and Linkage . . . . .	191
Steering Oil Strainer Lines . . . . .	187
Steering Pump Drive . . . . .	30
Steering Pump and Filter Lines . . . . .	183;185
Straight Moldboard and Push Beams . . . . .	285
Switch	
Alternator Cut-off . . . . .	247
Light . . . . .	264;266
Master . . . . .	261
Safety . . . . .	164
Starter . . . . .	256
Thermostat . . . . .	118
Throttle Control . . . . .	79
Timing Gear Housing . . . . .	19
Timing Gears . . . . .	20;29
Tool Bar and Linkage . . . . .	305
Tool Box . . . . .	263
Tools . . . . .	281
Torque Converter and Flywheel	
Housing Drain . . . . .	131
Torque Converter Lines . . . . .	124
Track . . . . .	228
Track Carrier Roller . . . . .	222
Track Frame . . . . .	215
Track Idler . . . . .	225
Track Release . . . . .	226
Track Roller . . . . .	221
Track Roller Guards . . . . .	216;219
Transmission	
Assembly . . . . .	133
Bevel Pinion Shaft . . . . .	144
Case and Covers . . . . .	134
Clutch Shafts . . . . .	139
Input Shaft . . . . .	143
Transmission Guards . . . . .	205;173
Transmission Oil Filler Lines . . . . .	148
Transmission Pressure Relief Valve . . . . .	146
Turbocharger . . . . .	90
Universal Joint . . . . .	132
Valve Operating Mechanism . . . . .	29
Valves	
Dozer Control . . . . .	318
Dozer Tilt Control . . . . .	316
Engine Oil Pressure Regulating . . . . .	15
Exhaust . . . . .	24
Intake . . . . .	24
Relief . . . . .	314
Pressure Oil Pump Relief . . . . .	37
Push-Start . . . . .	154
Ripper Control . . . . .	316
Speed Control . . . . .	162
Steering Control . . . . .	194
Track Release Check . . . . .	226
Transmission Pressure Relief . . . . .	146
Valve Controls . . . . .	321
Vandalism Prevention Parts . . . . .	283
Water Outlet Manifold . . . . .	118
Water Pump . . . . .	116
Water Separator . . . . .	74



HOSE PARTS

T-72369

**NOTE:** Refer to right hand column for identity of interchangeable crimped-type hose (fittings not re-usable). Assembly number shown in left hand column indicates available replacement hose assembly with re-usable components; where no assembly number is listed, hose assembly is not available from factory but may be constructed in the field from data indicated.

HOSE ASSEMBLY NO. (See NOTE)	BULK HOSE (25' roll)	HOSE LENGTH (inches)	NIPPLE (#1 end)			NIPPLE (#2 end)			SOCKET (both ends)	NIPPLE FLANGE		CRIMPED-TYPE HOSE (See NOTE) Part No.
			Including SOCKET	NIPPLE only	Type	Including SOCKET	NIPPLE only	Type		Part No.	X Dim	
												70641125
	70920221	36-1/2	70920852	70920344	A	70920852	70920344	A	70919281			70643953
	70919196	32-1/4	70920847	70920301	A	70920847	70920301	A	70919143			70644880
	70919156	46-3/4	70920850	70920303	A	70920850	70920303	A	70919076			70648037
	70919155	30-1/2	70920857	70919079	B	70920864	70919082	E	70919075			70650765
	70919156	11-1/2	70920850	70920303	A	70920858	70919080	B	70919076			70650967
	70920795	25-7/8	70920945	70922831	A	70920945	70922831	A	70920973			70656296
	70919196	25-3/4	70920847	70920301	A	70920862	70919194	E	70919143			70658637
	70919196	14	70920855	70919144	B	70920862	70919194	E	70919143			70659895

	70919156	24	70920880	70919254	D	70920880	70919254	D	70919076			70664616
	70919196	32-1/2	70920880	70919254	D	70920880	70919254	D	70919076			70664687
	70919196	16-1/4	70920862	70919194	E	70920847	70920301	A	70919143			70671042
	70919156	83-7/8	70920865	70919081	E	70920865	70919081	E	70919076			70673791
	70919156	21-1/2	70920880	70919254	D		70922253	H	70919076			70673792
	70920222	57-1/2	70920868	70920144	E	70920868	70920144	E	70919282			70673795
	70919156	27-3/8	70920850	70920303	A	70920880	70919254	D	70919076			70674072
	70920794	26-3/8	70920944	70920978	A	70920944	70920978	A	70920972			70674591
	70920794	21-5/8	70920944	70920978	A	70920944	70920978	A	70920972			70674592
	70920794	73-7/8	70920944	70920978	A	70920944	70920978	A	70920972			70674594
	70920794	21	70920944	70920978	A		70927182	L	70920972			70674595
	70920982	45-1/4		70923255	J		70923255	J	70920986			70674906
	70920795	31-1/2		70923254	J	70924408	70923259	K	70920973			70674907
	70919156	32-1/2	70920858	70919080	B	70920865	70919081	E	70919076			70675280
	70920795	30	70920945	70922831	A		70923263	L	70920973			70676574
	70919156	71-5/8	70920850	70920303	A	70920865	70919081	E	70919076			70676598
	70919156	21-5/8	70920880	70919254	D	70920865	70919081	E	70919076			70676599
	70919156	16-3/8	70920865	70919081	E	70920865	70919081	E	70919076			70676859
	70919156	14-7/8	70920865	70919081	E	70920865	70919081	E	70919076			70676860
	70919156	18-3/8	70920865	70919081	E	70920865	70919081	E	70919076			70676861
	70920222	19	70921033	70921034	A	70920875	70920232	E	70919282			70677168
	70920222	58-1/4	70921033	70921034	A	70921033	70921034	A	70919282			70677189
	70920222	29-7/8	70921033	70921034	A	70920875	70920232	E	70919282			70677190
	90919155	46-7/8	70920879	70919159	D		70919914	H	70919075			70678179
	70919196	16-3/4	70920847	70920301	A	70920862	70919914	E	70919143			70678291
	70919156	23	70920850	70920303	A	70920865	70919081	E	70919076			70679726
	70920982	43-3/4		70923255	J		70923255	J	70920986			70680856
	70919156	13-1/2	70920865	70919081	E	70920850	70920303	A	70919076			70680857
	70919156	6-3/16	70920880	70919254	D	70920865	70919081	E	70919076			70680858
	70919155	10-5/16	70920857	70919079	A	70920864	70919082	E	70919075			70681242
	70920732	39-3/4		70922966	A		70921120	E	70920569			70681274

	70919156	10-7/8	70920865	70919081	E	70920850	70920303	A	70919076			70682522
	70919155	32-1/2	70920857	70919079	B	70920864	70919082	E	70919075			70682954
	70919156	50-1/4	70920858	70919080	B	70920865	70919081	E	70919076			70696012

PACKAGED PARTS

PACKAGE NO.	DESCRIPTION
74321984	GASKET KIT, cylinder head
4	70923574 O-RING, water by-pass tube (Discard)
4	70923813 O-RING, water manifold tube
1	74300145 GASKET, water outlet elbow
2	74321981 GASKET, rocker cover
4	74336182 GASKET, water manifold
1	74336263 GASKET, thermostat housing
1	74336266 GASKET, water elbow (Discard)
2	74337764 GASKET, valve lifter cover
2	74348133 GASKET, breather tube (Discard)
1	74321437 GASKET ASSY., front cylinder head
1	74321438 GASKET ASSY., rear cylinder head
6	74376749 WASHER, sealing, rocker cover nut
12	74359741 GASKET, intake and exhaust manifold
6	74378031 GASKET, injection nozzle
74321798	GASKET KIT, intermediate, engine cylinder block
2	70667252 GASKET, oil drain plug
2	70923376 O-RING, flywheel housing dowel
1	70923589 O-RING, fan drive (Discard)
1	70923718 O-RING, oil filter
1	70923814 O-RING, hydraulic pump drive
1	70923815 O-RING, camshaft hole plug
1	70923816 O-RING, flywheel to crankshaft
1	70923820 O-RING, fan drive
1	70924139 O-RING, injection pump mounting cover
2	74113897 GASKET (Discard)
1	74320916 GASKET
1	74335056 GASKET, water pump volute
3	74335577 GASKET, oil cooler (Discard)
1	74335578 GASKET, filter head (Discard)
1	74335668 GASKET, oil cooler (Discard)
1	74335712 GASKET, cover plate
1	74336345 GASKET, hydraulic pump mounting hole (Discard)
1	74336436 GASKET, oil drain flange
1	74336676 GASKET, timing hole cover
1	74336897 RING, sealing, flywheel housing to crankcase
1	74339150 GASKET, filter head to block
1	74339151 GASKET, oil cooler to block
1	74346169 GASKET, oil pipe
2	74346441 GASKET, oil pipe
1	74346456 GASKET, water inlet pipe
1	74346744 GASKET, water pump
1	74347031 GASKET, water by-pass flange
1	74347120 GASKET, timing hole cover
1	74348126 GASKET, timing gear cover (Discard)
1	74348136 GASKET, timing gear housing
1	74348184 GASKET, filter head to block
1	74348185 GASKET, oil cooler water inlet
2	74348215 GASKET, oil pipe
1	74348218 GASKET, oil pipe
1	74349011 GASKET
1	74354163 GASKET, timing gear cover
1	74354304 GASKET, fan hose bracket
1	74354415 GASKET (Discard)
1	74362458 GASKET, oil pump cover (Discard)
1	74371289 GASKET, clean-out cover
2	74373069 GASKET, oil pan cover
1	74393349 GASKET
2	74393359 GASKET

(Continued)

(Revised September 1978)

PACKAGED PARTS (Continued)

PACKAGE NO.	DESCRIPTION
70696756	GASKET KIT, transmission
1	70623971 SEAL
1	70624706 GASKET
1	70628941 SEAL
1	70629192 GASKET
2	70629223 GASKET
1	70638336 SEAL
1	70642788 GASKET
1	70643080 GASKET
1	70643810 GASKET
2	70648027 SEAL RING KIT
1	70654294 GASKET
1	70654798 GASKET
1	70654798 GASKET
1	70662882 GASKET
1	70666907 GASKET
1	70667252 GASKET
3	70921214 O-RING
1	70921235 O-RING
1	70921887 O-RING
70696757	GASKET KIT, torque converter
1	70630030 GASKET
1	70663482 SEAL
1	70664701 GASKET
1	70664702 GASKET
1	70921206 O-RING
2	70921214 O-RING
1	70921235 O-RING
3	70921349 O-RING
1	70923591 O-RING
2	70923664 O-RING
1	70923818 O-RING
2	70923819 O-RING
1	70926008 O-RING
74321189	ENGINE OIL PUMP KIT (Adapts intergral scavenging and oil pressure pump to engines prior to serial No. 11-24134)
1	70035250 PLUG
1	70667252 GASKET
2	70904206 LOCKWASHER, 3/8"
2	70907863 LOCKWASHER, 7/16"
4	70910287 LOCKWASHER, 3/8"
5	70912369 WASHER
29	70913544 WASHER
22	70914847 CAPSCREW, 3/8"NC x 1-1/2"
4	70916271 CAPSCREW, 3/8"NC x 1"
4	70916279 CAPSCREW, 5/16"NC x 1-1/2"
8	70916543 LOCKWASHER, internal tooth, 3/8"
2	70916871 NUT, elastic stop, 5/8"NC
1	70919784 CAPSCREW, 5/16"NC x 4"
4	70921076 CAPSCREW, 3/8"NC x 1-1/4"
1	70921204 PLUG, 1-1/16" straight-thd. (Includes O-RING)
2	70921565 CAPSCREW, 3/8"NC x 1-1/2"
8	70923193 CAPSCREW, 3/8"NF x 1-1/4"
2	70928212 NUT, 7/16"NC
1	70930924 O-RING
5	74255916 CAPSCREW, Nylok strip, 3/8"NC x 1"
1	74320597 VALVE ASSY., pressure relief
1	74320838 ELBOW
1	74320839 TUBE
1	74320885 TUBE
1	74320887 TUBE

(Continued)

(Revised September 1978)

PACKAGED PARTS (Continued)

PACKAGE NO.	DESCRIPTION
74321189 (Continued)	ENGINE OIL PUMP KIT (Adapts integral scavenging and oil pressure pump to engines prior to serial No. 11-24134) 1 74320916 GASKET 1 74321052 ELBOW 1 74321053 U-BOLT 1 74321087 BRACKET 1 74321954 PAN, oil 1 74321399 OIL PUMP ASSY., with gear 1 74337740 GASKET 1 74337741 PLATE 4 74393359 GASKET 2 74395024 DOWEL 1 74347573 GASKET 1 OA-8673 DRAWING
74062316	PISTON AND SLEEVE KIT (Engine #11-18999 and up, including #11-18862 thru 11-18934) 1 74061746 SLEEVE 1 74062313 PISTON
-----	RING KIT, transmission (See H-21)
-----	RING SET, piston (See PISTON AND CONNECTING ROD)
-----	SEAL KITS, final drive (See J-14 and J-18)
-----	SEAL KIT, track roller (See 2 of 2, B-21)
-----	SEAL KIT, track idler (See 2 of 2, C-4)
-----	SEAL KIT, track carrier roller (See 2 of 2, B-23)

(Revised September 1978)

"FILTER CARE" KIT  
MODEL: 11B

250 HOUR KIT

PART NUMBER: 75124710

<u>QUANTITY</u>	<u>PART NUMBER</u>	<u>DESCRIPTION</u>
1	70921349	O'RING OIL PAN DRAIN
1	70667252	GASKET OIL PAN DRAIN
1	70923663	O'RING OIL PAN DRAIN
1	74059343	LUBE OIL FILTER
2	74395889	LUBE OIL FILTER



"FILTER CARE" KIT

MODEL: 11B

500 HOUR KIT

PART NUMBER: 75124713

<u>QUANTITY</u>	<u>PART NUMBER</u>	<u>DESCRIPTION</u>
1	70923950	O'RING HYDRAULIC FILTER CAP
2	70667252	GASKET OIL PAN
1	70924153	O'RING HYDRAULIC STRAINER
1	70923581	O'RING HYDRAULIC STRAINER
1	70669434	TRANSMISSION FILTER KIT
2	74028945	FUEL FILTER
1	74394407	FUEL FILTER
1	74059343	LUBE OIL FILTER
1	74393504	COOLANT FILTER
1	70665859	HYDRAULIC FILTER KIT
2	74395889	LUBE OIL FILTER

NOTE: Clean and reuse:  
Hydraulic suction filter - 70670698


"FILTER CARE" KIT  
MODEL: 11B S/N 22076 & Up

1000 HOUR KIT

PART NUMBER: 75124714

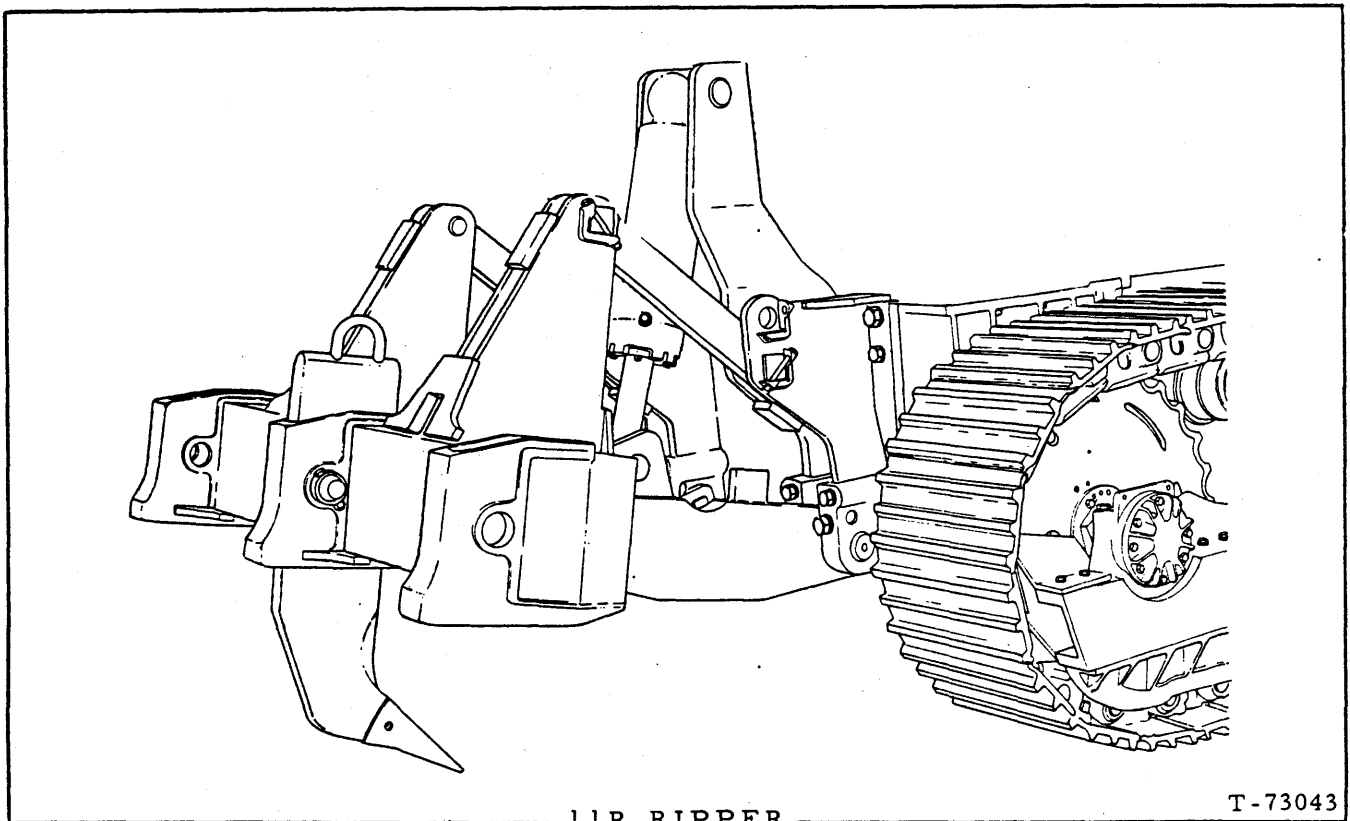
<u>QUANTITY</u>	<u>PART NUMBER</u>	<u>DESCRIPTION</u>
1	70923950	O'RING HYDRAULIC STRAINER
1	70667252	GASKET OIL PAN DRAIN
1	70924153	O'RING HYDRAULIC STRAINER
1	70923581	O'RING HYDRAULIC STRAINER
1	70669434	TRANSMISSION FILTER
2	74028945	FUEL FILTER
1	74394407	FUEL FILTER
1	74059343	LUBE OIL FILTER - By Pass
1	74393504	COOLANT FILTER
1	70665859	HYDRAULIC FILTER
2	74395889	LUBE OIL FILTER
1	70632062	RING
1	70923587	O'RING
1	70631869	WASHER
1	70632063	O'RING
1	70651385	O'RING STEERING SUCTION
1	75000718	INSTRUCTION SHEET
1	70684734	AIR FILTER - PRIMARY
1	70662477	AIR FILTER - SAFETY
1	70694662	ELEMENT STEERING KIT

NOTE: Clean and reuse:  
Hydraulic suction filter - 70670698  
Steering suction strainer - 70651506



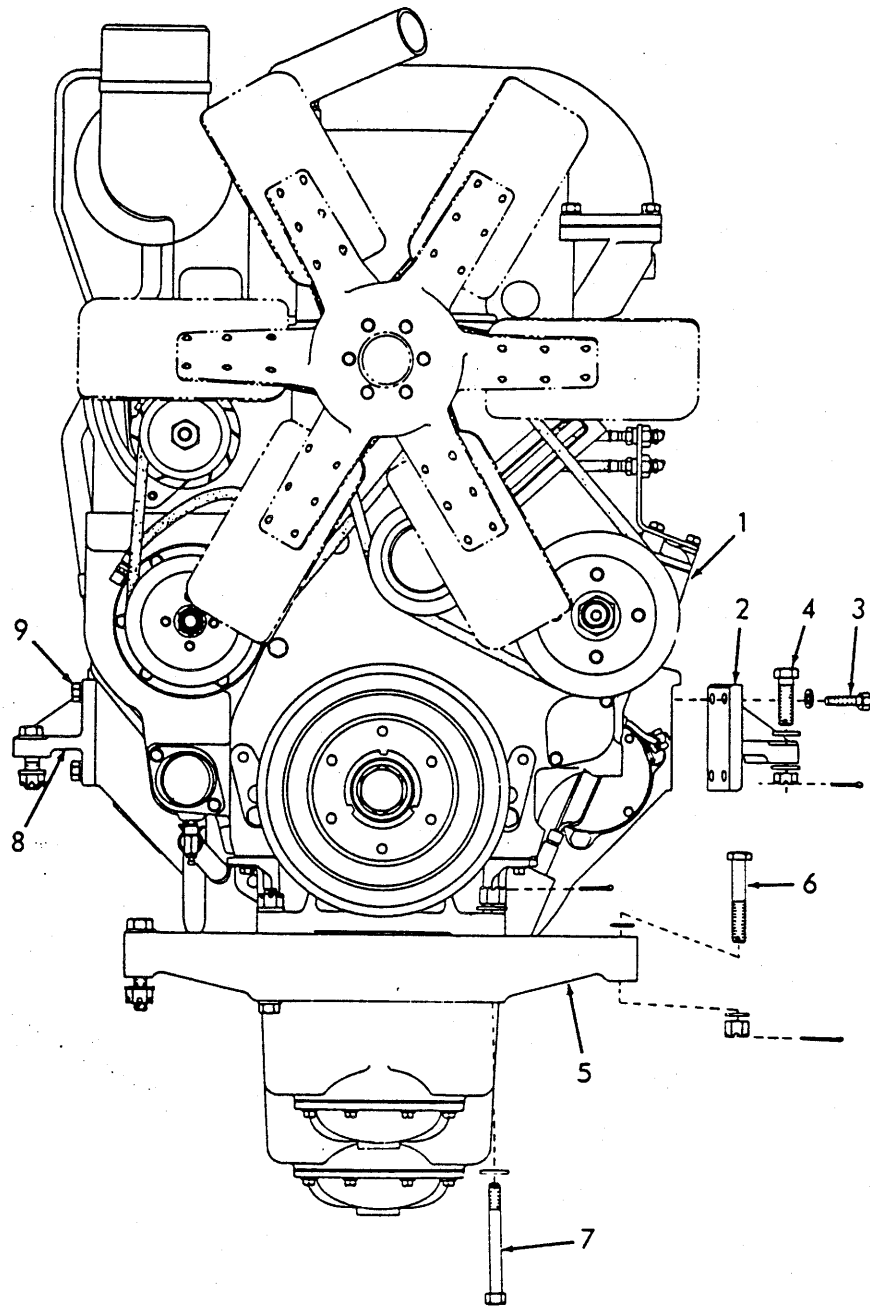
11-B (POWER SHIFT) W/11HA DOZER

T-76333



11R RIPPER

T-73043

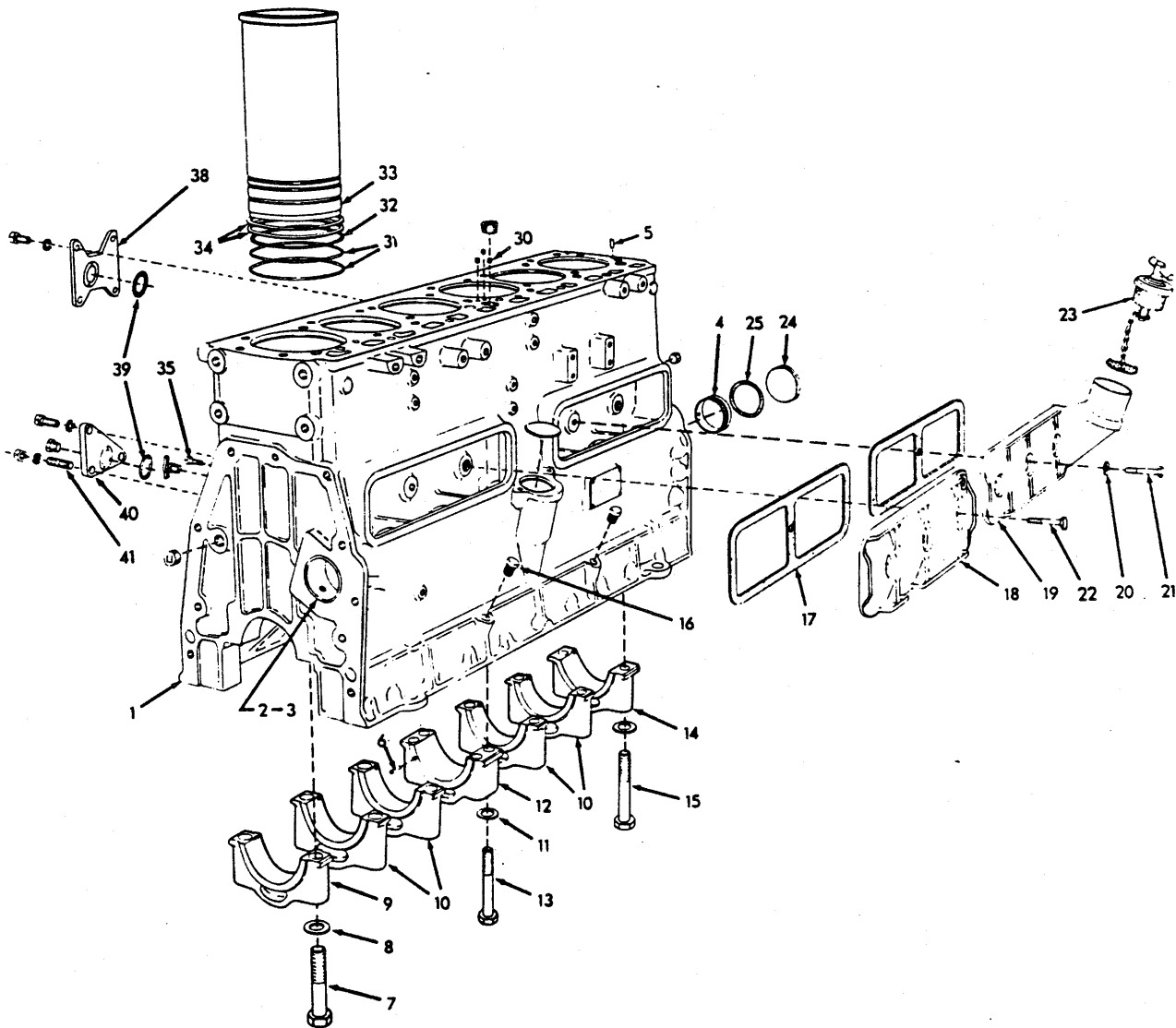
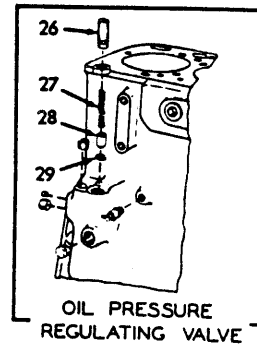
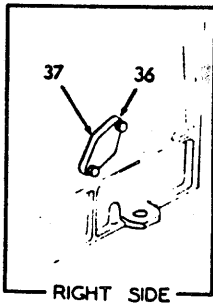


ENGINE AND MOUNTING

T-72370

## ENGINE AND MOUNTING

ITEM	PART NO.	QTY.	DESCRIPTION
1	74359735	1	ENGINE ASSY., with alternator ("Bosch Injection Pump)(Tractors prior to unit #18799, excluding #18756 (Engines prior to #11-24069)
	70696719	1	ENGINE ASSY. ("Roosa Master" Injection Pump) (Tractors unit #18799 thru #19334, including #18756)(Engines #11-24069 thru #11-25966)
	70699809	1	ENGINE ASSY., MK II (Tractor unit #19335 and up) (Engines #11-25967 and up)
NOTE: Each engine includes turbocharger, oil and fuel filters, but does not include air cleaner, fan, or starter			
2	70084493	1	BRACKET, engine supporting, rear, left
3	70920583	4	CAPSCREW, 1/2"NC x 1-1/2"
	70928188	4	WASHER
4	70930371	4	CAPSCREW, rear mounting
	70928142	8	WASHER
	70912840	4	NUT, slotted, 5/8"NF
	70900806	4	PIN, cotter, 1/8" x 1"
5	70642562	1	SUPPORT, front
6	70928685	2	CAPSCREW, 5/8"NF x 3-1/2" (to frame)
	70928142	4	WASHER
	70913280	2	NUT, high, slotted, 5/8"NF
	70900806	2	PIN, cotter, 1/8" x 1"
7	70930372	2	CAPSCREW, front mounting
	70928142	2	WASHER
	70677010	2	* WASHER
	70913280	2	NUT, high, slotted, 5/8"NF
8	70678788	1	BRACKET, engine supporting, rear, right (Tractors prior to unit #17345)
	70084493	1	BRACKET, engine supporting, rear, right (Tractor unit #17345 and up)
9	70920583	4	CAPSCREW, 1/2"NC x 1-1/2"
	70928188	4	WASHER



CYLINDER BLOCK

T-41944

(Revised July 1977)

CYLINDER BLOCK

ITEM	PART NO.	QTY.	DESCRIPTION
1	74321963	1	BLOCK ASSY. (Engines prior to #11-24164)
	74321959	1	BLOCK ASSY. (Engines #11-24164 and up)(Requires piston-cooling type main bearings)
			} Includes items 2 thru 16, 29, 31,, 32, 33, 35, 38, 39, 41 and hardware indented below
	70910017	1	PLUG, expansion, 2-3/8" diam. (Not used when Mechanical Hour Meter is installed)
	70919134	5	PLUG, pipe, hex-hd., 1/8"NPT
	70920333	1	PLUG, pipe, hex-hd., 3/8"NPT
	70918887	1	PLUG, pipe, hex-socket, 3/8"NPT
	70917970	2	PLUG, pipe, hex-socket, 1/2"NPT
	70920416	1	PLUG, pipe, hex-hd., 1/2"NPT
	70918851	1	PLUG, pipe, hex-socket, 3/4"NPT
	70918888	1	PLUG, pipe, hex-socket, 1"NPT
	70912415	2	COCK, drain, 1/4"NPT
2	74346100	1	BEARING, camshaft, front (standard size)
	74347416	1	BEARING, camshaft, front (.010" undersize)
3	74346099	2	BEARING, camshaft, intermediate (standard size)
	74347419	2	BEARING, camshaft, intermediate (.010" undersize)
4	74346108	1	BEARING, camshaft, rear (standard size)
	74347413	1	BEARING, camshaft, rear (.010" undersize)
5	74336432	4	PIN, dowel, cylinder head
6	-----	4	PIN, dowel, crankshaft thrust flange (See Crankshaft)
7	74339037	2	CAPSCREW, front main bearing cap (3/4"NC x 3-13/16")
8	74354175	12	WASHER, main bearing capscrew (Engines prior to #11-25967)
9	74349630	1	*CAP, front main bearing
10	74349632	4	*CAP, intermediate main bearing
11	74391160	4	WASHER, center main bearing capscrew
12	74349629	1	*CAP, center main bearing
13	74035387	4	CAPSCREW, center main bearing cap (5/8"NC x 3-13/16")
14	74349631	1	*CAP, rear main bearing
15	74339036	10	CAPSCREW, rear and intermediate main bearing cap (3/4"NC x 4-5/16")
16	74255063	2	PLUG, crankcase
17	74337764	2	□GASKET, valve lifter cover
18	74359668	1	COVER, cast, valve lifter, front
	74320985	1	COVER, stamped, valve lifter, front
19	74338674	1	COVER, cast, valve lifter, rear
	74320994	1	COVER, stamped, valve lifter, rear
20	74335456	3	WASHER, valve lifter cover bolt (Used with cast cover)
	74256008	6	WASHER, valve lifter cover bolt (Used with stamped cover)
21	74335455	3	BOLT, valve lifter cover (Used with cast cover)
	70913730	3	CAPSCREW, 5/16"NC x 2-1/4" (Used with stamped cover)

\*Replacement bearing caps are semi-finished and must be line-bored after installing.

(Continued)

CYLINDER BLOCK (Continued)

ITEM	PART NO.	QTY.	DESCRIPTION
22	74359683	3	BOLT, valve lifter cover (Used with cast cover)
	70921160	3	CAPSCREW, 5/16"NC x 2-1/4" (Used with stamped cover)
23	74354492	1	CLOSURE ASSY., oil filler (Serviced only as a unit)
24	74335534	1	PLUG, camshaft hole (Engines prior to #11-27758)
	74255118	1	PLUG, camshaft hole (Engine #11-27758 and up)
25	70923815	1	□O-RING, camshaft hole plug (Engine prior to #11-27758)
26	74389058	1	SCREW, oil pressure regulating valve (Engines prior to #11-25680)
	74022129	1	SCREW, oil pressure regulating valve (Engines #11-25680 and up)
	70910847	1	NUT, jam, 3/4"NF
27	74660358	1	SPRING, oil pressure regulating valve (Engines prior to #11-25680; also effective #11-25967 thru #11-29108)
	74500231	1	SPRING, oil pressure regulating valve (Engines #11-25680 thru #11-25966)
	74321928	1	SPRING (Engines #11-29109 and up)
28	74500230	1	PISTON, oil pressure regulating valve (Engines prior to #11-25680)
	74507374	1	PISTON (Engines #11-25680 and up)
29	74347465	1	INSERT, oil pressure regulating valve seat (Engines prior to #11-24251)
	74507673	1	INSERT, oil pressure regulating valve seat (Engine #11-24251 and up)
30	74347061	1	RESTRICTION, oil passage (Engines prior to #11-25967)
31	74337972	6	O-RING, cylinder sleeve (bottom groove)(red)
32	74359869	6	O-RING, cylinder sleeve (top groove)(black with white markings)
32A	74359870	6	O-RING, cylinder sleeve (center groove)(black with blue markings)
33	74061746	6	□SLEEVE ASSY., (Includes sleeve and items 31, 32 and 32A)
34	74348857	-	SHIM, cylinder sleeve (.005" thick)
	74348856	-	SHIM, cylinder sleeve (.008" thick)
	74348859	-	SHIM, cylinder sleeve (.010" thick)
	74348858	-	SHIM, cylinder sleeve (.015" thick)
	74348900	-	SHIM, cylinder sleeve (.020" thick)
35	70920473	2	CAPSCREW, nylok, 3/8"NC x 3/4"
<p><u>NOTE:</u> Items 36, 37 and 40 listed below were furnished with some early service replacement cylinder blocks and are not original equipment.</p>			
36	74339604	1	PLATE, cover, turbocharger oil drain hole
	70918683	2	CAPSCREW, 1/2"NC x 1-1/8"
	70904208	2	LOCKWASHER, 1/2"
37	74336436	1	□GASKET, oil drain hole cover
38	74335369	1	PLATE, cover, oil gallery hole, upper
	70916311	4	CAPSCREW, 1/2"NC x 1-1/4"
	70904208	4	LOCKWASHER, 1/2"

(Continued)



CYLINDER BLOCK (Continued)

ITEM	PART NO.	QTY.	DESCRIPTION
39	70923718	2	O-RING, oil gallery hole cover plate
40	74359104	1	PLATE, cover, oil gallery hole, lower
	70920333	1	PLUG, pipe, hex-hd., 3/8"NPT
	70919230	1	CAPSCREW, 1/2"NC x 1-3/8"
41	74305073	2	STUD
	70904208	3	LOCKWASHER, 1/2"
	70919423	2	NUT, 1/2"NF

}

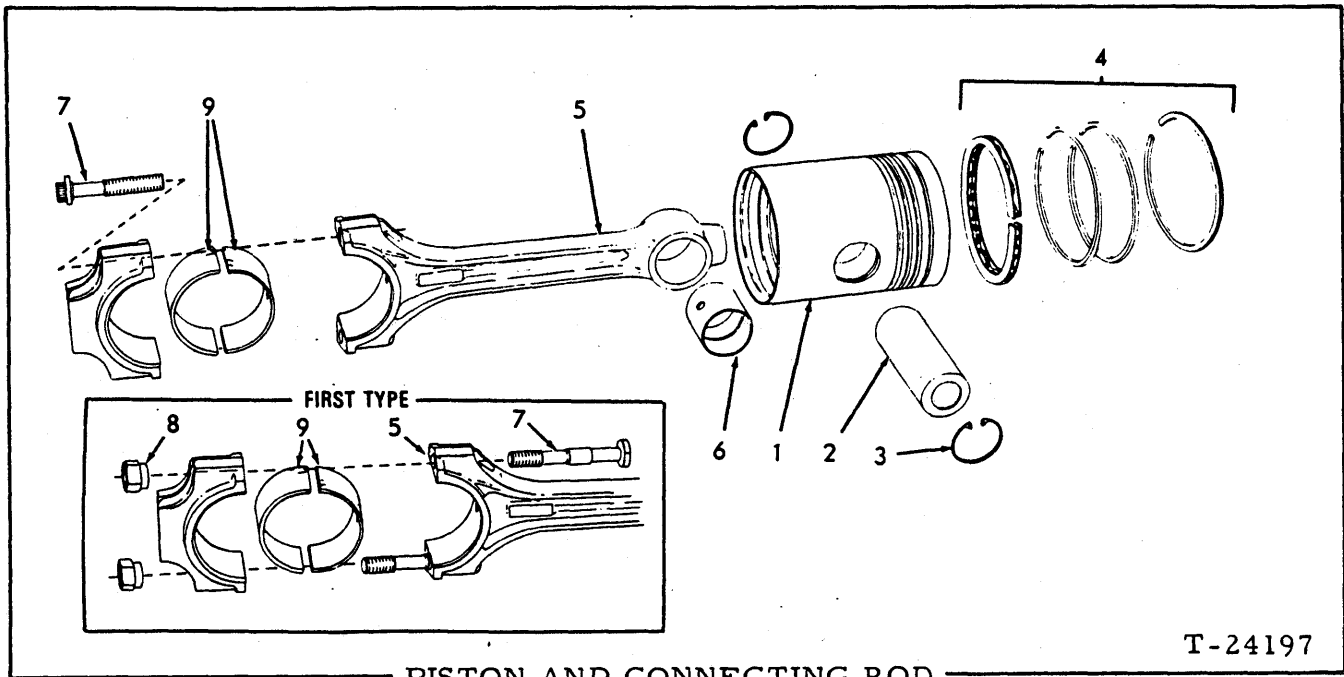
(

(

(

(

(



PISTON AND CONNECTING ROD

ITEM	PART NO.	QTY.	DESCRIPTION
1	74062315	6	PISTON ASSY. (Engines prior to #11-18999, excluding #11-18862 thru 11-18934)
	74062313	6	□ PISTON ASSY. (Engines #11-18999 and up, including #11-18862 thru #11-18934)
2	74337395	6	PIN, piston (Engines prior to #11-18999, excluding #11-18862 thru #11-18934 with piston stamped 74358745)
	74354778	6	PIN, piston (Engines #11-18999 and up, including #11-18862 thru #11-18934 with piston stamped 74359360 or 74321547)
3	74255465	12	RETAINER, piston pin
4	74062312	6	RING SET (Engines prior to #11-18999, excluding #11-18862 thru #11-18934 with piston stamped 74258745)
	74062311	6	RING SET (Engines #11-18999 and up, including #11-18862 thru #11-18934 with piston stamped 74359360 or 74321547)
5	-----	6	ROD ASSY., connecting (Includes items 6 thru 8) (Engines prior to #11-19497)(Order 74359220)
	74359220	6	ROD ASSY., connecting (Includes items 6 and 7) (Engines #11-19497 and up)
6	74339017	6	BUSHING, connecting rod
7	74354787	12	BOLT, connecting rod (Engines prior to #11-19497)
	74359222	12	CAPSCREW, connecting rod (Engines #11-19497 and up)
8	74354748	12	NUT, connecting rod bolt (Engines prior to #11-19497)

} Includes piston and items 2, 3 and 4

(Continued)

(Revised September 1978)

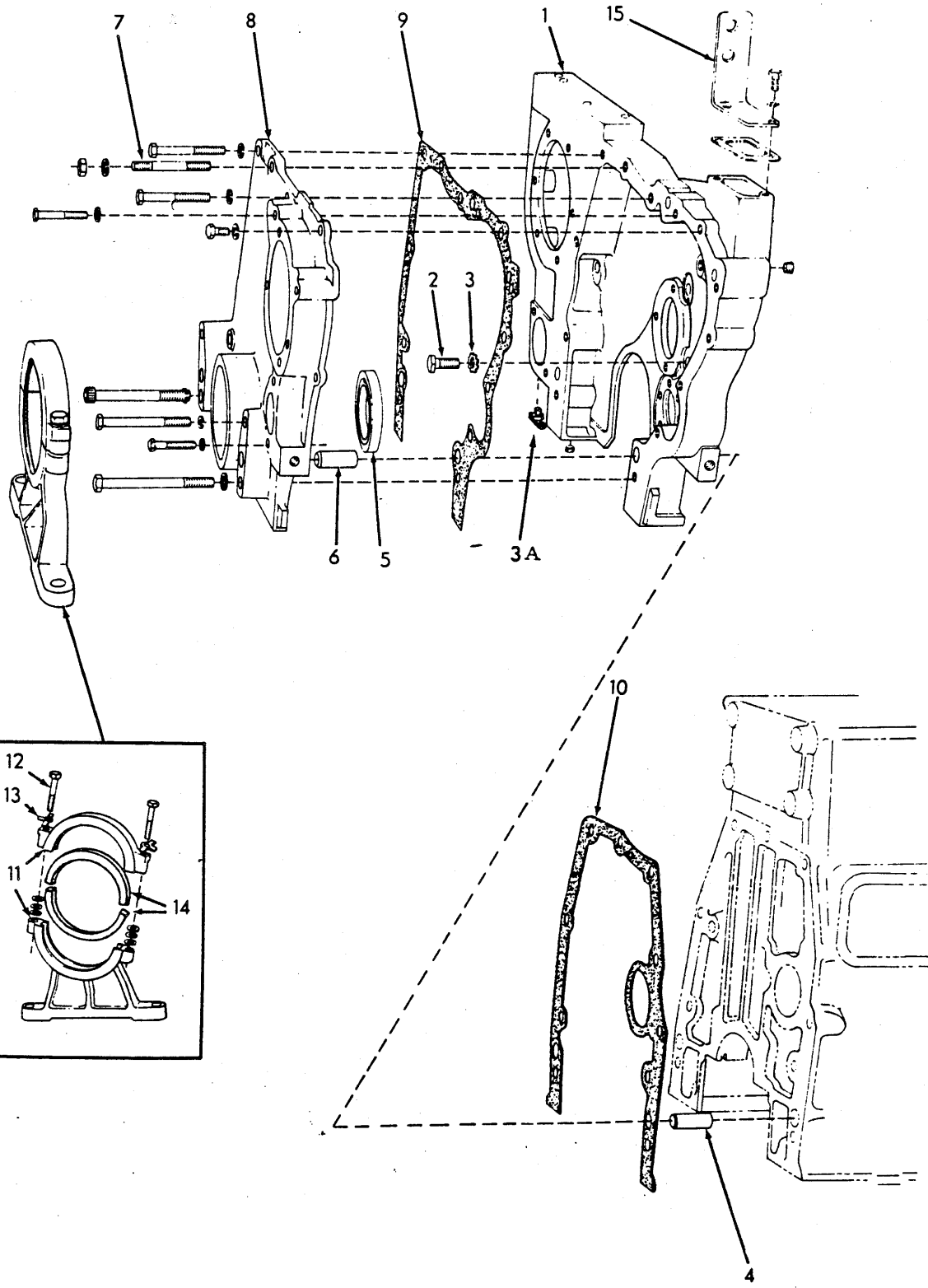
PISTON AND CONNECTING ROD (Continued)

ITEM	PART NO.	QTY.	DESCRIPTION		
9	74337701	12	BEARING, connecting rod (standard size)	} Engines prior to #11-25967	
	74337702	12	BEARING, connecting rod (.010" undersize)		
	74337703	12	BEARING, connecting rod (.020" undersize)		
	74337704	12	BEARING, connecting rod (.030" undersize)		
	74337705	12	BEARING, connecting rod (.040" undersize)		
		74321007	12	BEARING, connecting rod (standard size)	} Engine #11-25967 and up
		74321033	12	BEARING, connecting rod (.010" undersize)	
		74321034	12	BEARING, connecting rod (.020" undersize)	
		74321035	12	BEARING, connecting rod (.030" undersize)	
	74321036	12	BEARING, connecting rod (.040" ;undersize)		
10	74061766	1	BEARING KIT, connecting rod (Standard)	} Each Kit contains 12 bearings	
	74061767	1	BEARING KIT, connecting rod (.010" undersize)		
	74061768	1	BEARING KIT, connecting rod (.020" undersize)		
	74061769	1	BEARING KIT, connecting rod (.030" undersize)		
	74061770	1	BEARING KIT, connecting rod (.040" undersize)		

(Revised September 1978)

MEMO

17B

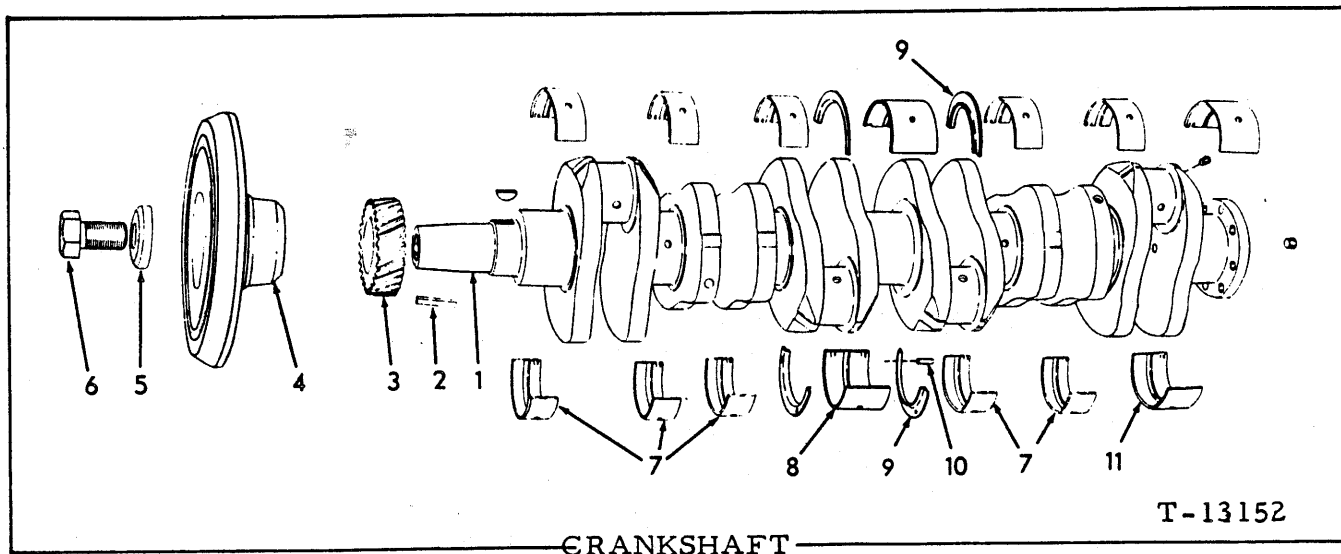


TIMING GEAR HOUSING

T-72319

TIMING GEAR HOUSING

ITEM	PART NO.	QTY.	DESCRIPTION
1	74320742	1	HOUSING, timing gear (If for engines prior to #11-20259 also order 1 Plug 70920416)
	70919134	2	PLUG, pipe, hex-hd., 1/8"NPT
	70907856	1	PLUG, pipe, hex-socket, 3/8"NPT (Engines prior to #11-20259)
	70920416	1	PLUG, pipe, hex-hd., 1/2"NPT (Engine #11-20259 and up)
	70917970	2	PLUG, pipe, hex-socket, 1/2"NPT
2	74004054	3	CAPSCREW, 1/2"NC x 1-1/16"
3	74253490	3	LOCKWASHER
3A	70916873	1	COCK, drain, 3/8"NPT (Engine #11-24811 and up)
4	74346246	2	PIN, dowel, timing gear housing
5	74036340	1	SEAL, oil, crankshaft
6	74348107	2	PIN, dowel, timing gear cover
7	74335371	1	STUD, timing gear housing
	70904208	1	LOCKWASHER, 1/2" } Engines prior
	70910195	1	NUT, 1/2"NF } to #11-27413
8	74321927	1	COVER ASSY., timing gear housing
	70915969	3	CAPSCREW, 1/2"NC x 3"
	70916319	1	CAPSCREW, 1/2"NC x 3-1/2"
	70921299	1	CAPSCREW, hex-socket-hd., 1/2"NC x 4"
	70919232	1	CAPSCREW, 1/2"NC x 4-3/4"
	70910948	2	CAPSCREW, 3/8"NC x 2"
	70912069	2	CAPSCREW, 3/8"NC x 2-1/2"
	70912441	6	LOCKWASHER, 1/2"
	70904206	6	LOCKWASHER, 3/8"
	70916271	2	CAPSCREW, 3/8"NC x 1"
9	74354163	1	□GASKET, timing gear housing cover
10	74348136	1	□GASKET, timing gear housing
11	74335067	1	BRACKET (Includes Cap)(Original equipment)(Order 2 Lockwasher 70912441, 1 Liner 74321466, and 1 Bracket 74321465)
	74321465	1	BRACKET (Includes Cap)(Service replacement)
12	74254891	2	CAPSCREW, 1/2"NC x 2-1/2"
	70916009	10	WASHER (1/32" thick. Use as required)(Not used with Bracket 74321465)
13	74335550	2	LOCKWASHER (Used with Bracket 74335067)
	70912441	2	LOCKWASHER, 1/2" (Used with Bracket 74321465)
14	74336491	2	LINER (Used with Bracket 74359425)
	74321466	1	LINER (Used with Bracket 74321470)
15	-----	1	BRACKET, lubricating hose (See Fan)



ITEM	PART NO.	QTY.	DESCRIPTION	
1	74359875	1	CRANKSHAFT ASSY. (Engines prior to #11-24393, and engines #11-25559 thru 11-25966)(Order 74321965)	} Includes PLUG indented below
	74359876	1	CRANKSHAFT ASSY. (Engines #11-24394 thru #11-25558)	
	74321965	1	CRANKSHAFT ASSY. (Engines #11-25967 and up)	
	74255491	1	PLUG, pipe, hex-socket, 1/4"NPT	
2	74003490	1	KEY, crankshaft damper	
3	74359278	1	GEAR, crankshaft (Engines prior to #11-25967)	
	74321381	1	GEAR, crankshaft (Engines #11-25967 and up)	
	70905127	1	KEY, "B" woodruff, 5/16" x 1"	
4	74321991	1	DAMPER, vibration	
5	74371503	1	WASHER, crankshaft damper	
6	74393587	1	CAPSCREW, crankshaft damper	
7	74322058	10	BEARING (standard size)	} Front and Intermediate Main
	74322117	10	BEARING (.010" undersize)	
	74322118	10	BEARING (.020" undersize)	
	74322119	10	BEARING (.030" undersize)	
	74322120	10	BEARING (.040" undersize)	
8	74321349	2	BEARING (standard size)	} See item 13
	74321392	2	BEARING (.010" undersize)	
	74321393	2	BEARING (.020" undersize)	
	74321394	2	BEARING (.030" undersize)	
	74321395	2	BEARING (.040" undersize)	
9	74337687	2	FLANGE, thrust, center main, upper and lower (standard size)	} See item 13
	74337688	2	FLANGE, thrust, center main, upper and lower (.005" oversize)	
	74337689	2	FLANGE, thrust, center main, upper and lower (.010" oversize)	
	74337690	2	FLANGE, thrust, center main, upper and lower (.015" oversize)	
10	70919347	4	PIN, spring, 1/4" x 5/8"	

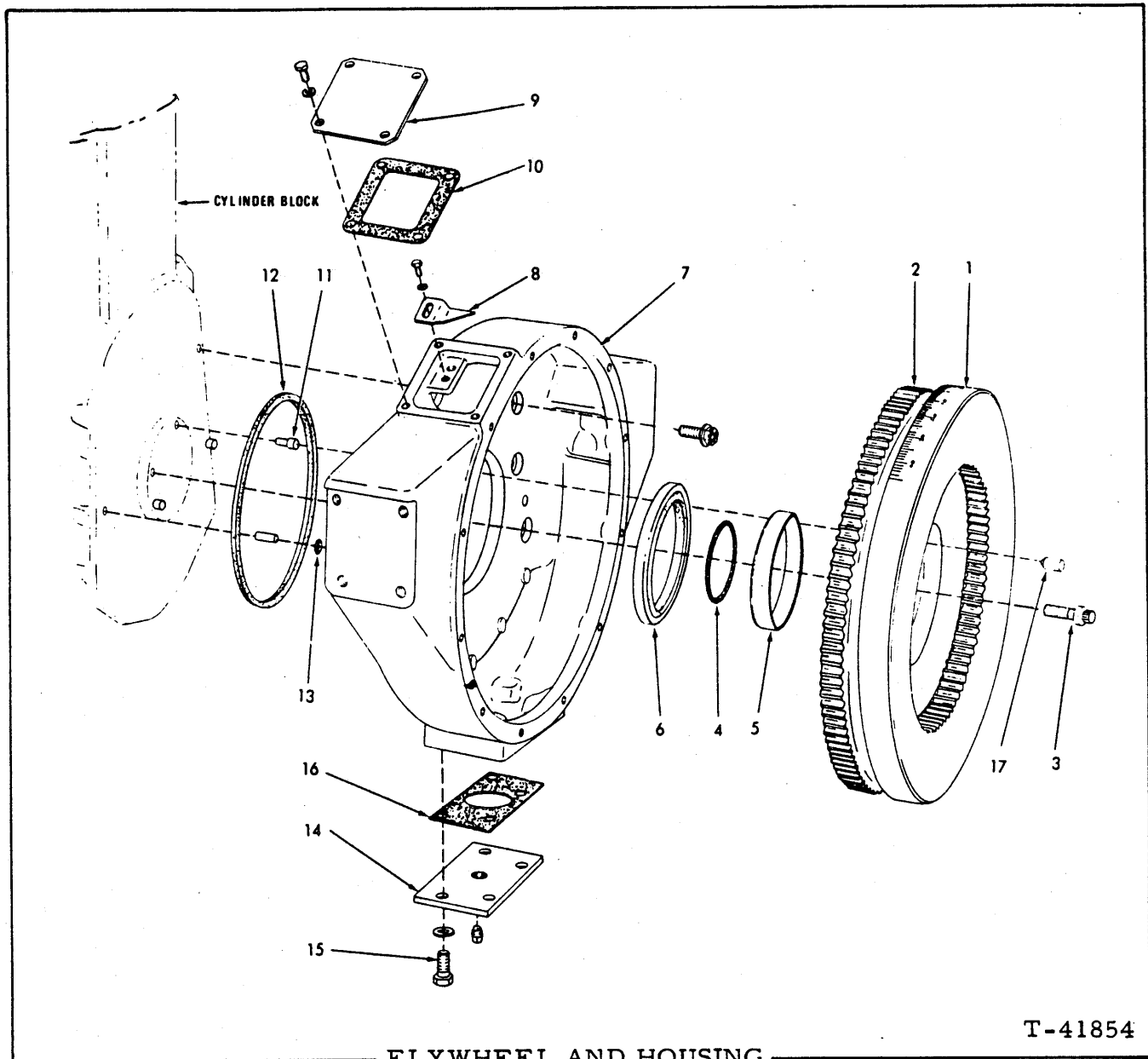
(Continued)

(Revised November 1980)



CRANKSHAFT (Continued)

ITEM	PART NO.	QTY.	DESCRIPTION
11	74337698	2	BEARING, rear main (standard size)
	74337699	2	BEARING, rear main (.010" undersize)
	74337700	2	BEARING, rear main (.020" undersize)
	74337715	2	BEARING, rear main (.030" undersize)
	74337716	2	BEARING, rear main (.040" undersize)
12	74322208	1	KIT, bearing (standard)
	74322209	1	KIT, bearing (.010" undersize)
	74322210	1	KIT, bearing (.020" undersize)
	74322211	1	KIT, bearing (.030" undersize)
	74322212	1	KIT, bearing (.040" undersize)
NOTE: Each KIT listed above consists of MAIN BEARINGS for complete crankshaft overhaul.			
13	74061821	1	KIT, flange (standard size)
	74061822	1	KIT, flange (.005" undersize)
	74061823	1	KIT, flange (.010" undersize)
	74061824	1	KIT, flange (.015" undersize)
			} Kit contains four each of items 9 and 10



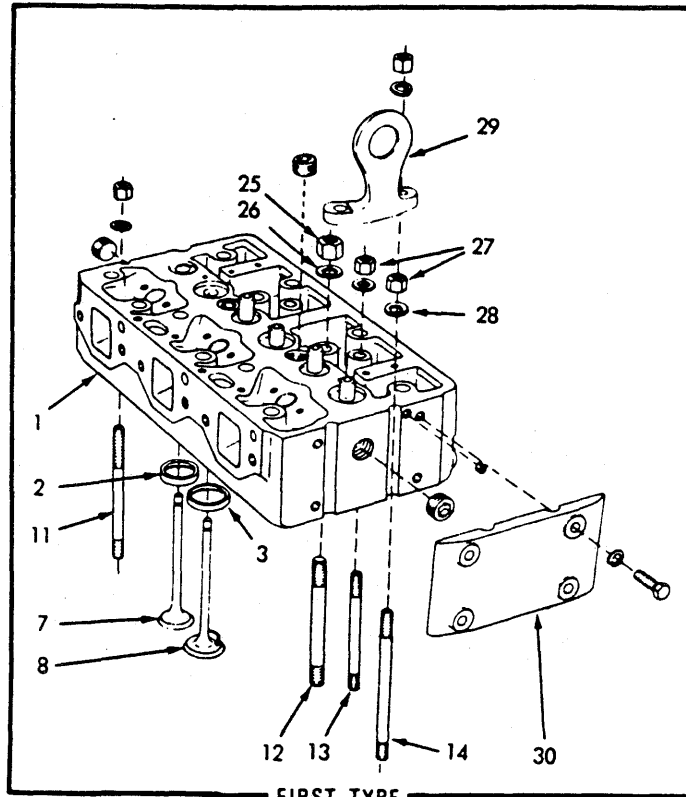
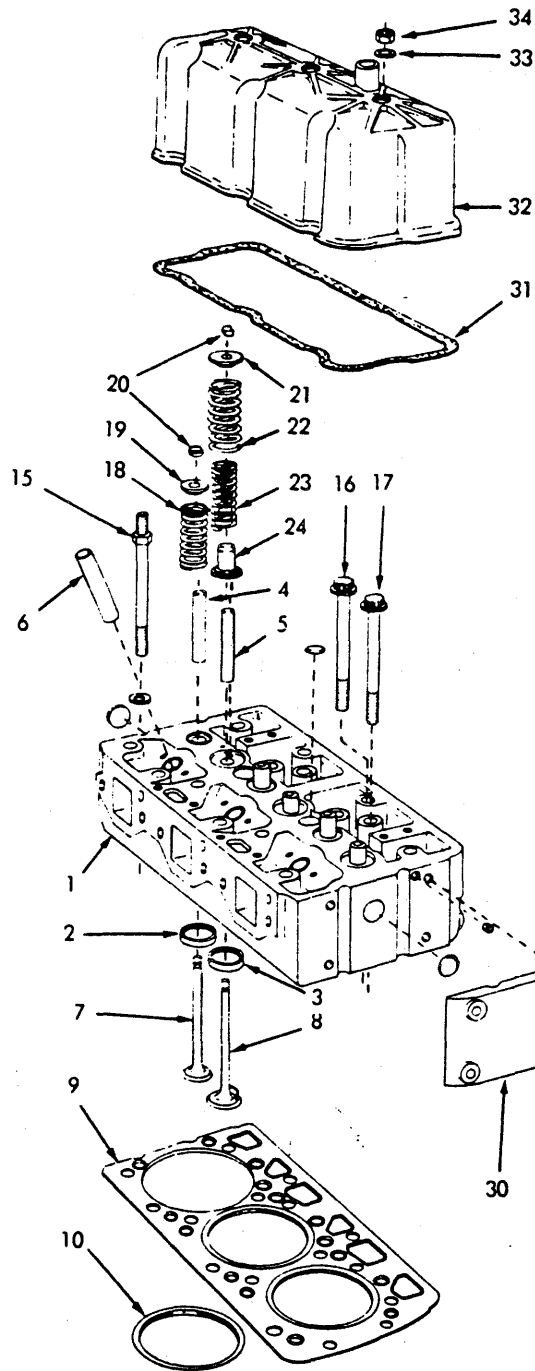
FLYWHEEL AND HOUSING

ITEM	PART NO.	QTY.	DESCRIPTION
1	74359097	1	FLYWHEEL ASSY. (Includes item 2)
2	74304907	1	GEAR, ring
3	74035529	6	CAPSCREW, 12-pt.
4	70923816	1	O-RING, flywheel to crankshaft
5	74029556	1	SLEEVE KIT, wear (Engines #11-18384 and up)
6	74029500	1	SEAL KIT, oil, crankshaft rear end (If for engines prior to #11-18384; also order 1 Sleeve Kit 74029556)

(Continued)

FLYWHEEL AND HOUSING (Continued)

ITEM	PART NO.	QTY.	DESCRIPTION
7	74358790	1	HOUSING, flywheel
	70917021	2	PIN, dowel, 1/2" x 1"
	70916311	9	BOLT, self-locking, 1/2" NC x 1-1/4"
8	74336609	1	POINTER, timing
	70916284	2	CAPSCREW, 1/4" NC x 1/2"
	70904204	2	LOCKWASHER, 1/4"
9	74358840	1	COVER, timing hole
	70916282	4	CAPSCREW, 1/4" NC x 7/8"
	70904204	4	LOCKWASHER, 1/4"
10	74336676	1	<input type="checkbox"/> GASKET, timing hole cover
11	74500300	2	DOWEL, flywheel to crankshaft (Engines prior to #11-19292)
12	74336897	1	<input type="checkbox"/> RING, sealing, flywheel housing to crankcase
13	70923376	2	<input type="checkbox"/> O-RING, flywheel housing dowel pin hole
14	70628512	1	COVER, bottom, flywheel housing
	70901652	1	PLUG, pipe, 1/4" NPT
15	70920582	4	CAPSCREW, 1/2" NC x 1-1/4"
	70928188	4	WASHER, plain
16	70629141	1	GASKET, bottom cover
17	74359168	1	SLUG KIT, dowel sealing (Consists of two lead slugs)(Engines prior to #11-19292)



CYLINDER HEAD

T-78395

**CYLINDER HEAD**

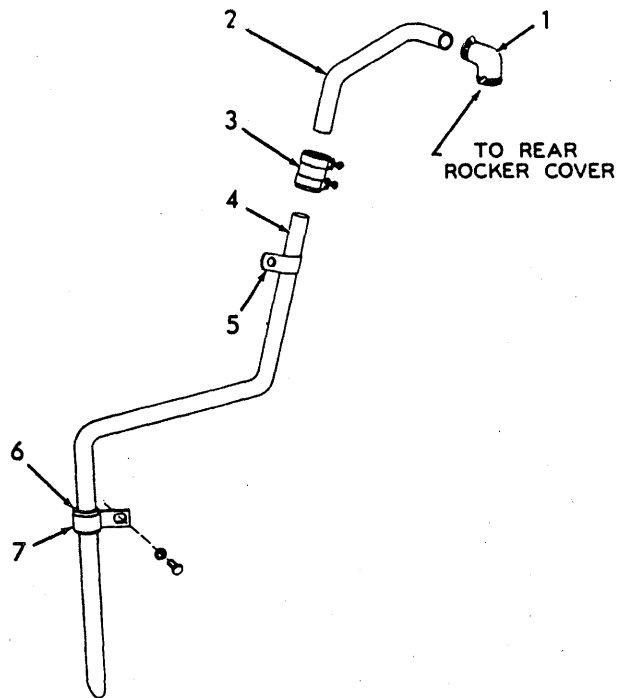
\* Engines prior to serial No. 11-19608  
 \*\* Engine serial No. 11-19608 and up

ITEM	PART NO.	QTY.	DESCRIPTION	
		* **		
1	74359196	2	- HEAD ASSY.	} Each includes items 2 thru 6 and hardware indented below
	74320689	- 2	HEAD ASSY. (Engines prior to #11-25967)	
	74359392	- 2	HEAD ASSY. (Engine #11-25967 and up)	
	70917673	4	4 PLUG, pipe, hex-socket, 1/8" NPT	
	70920340	8	- PLUG, pipe, hex-socket, 3/4" NPT	
	70928879	- 4	PLUG, expansion, 1"	
	70917560	6	- PIN, dowel, 3/16" x 3/8" (intake valve locator)	
2	74359114	6	- INSERT, exhaust valve seat (30° - standard size)	
	74359646	- 6	INSERT, exhaust valve seat (30° - standard size)	
	74359115	6	6 INSERT, exhaust valve seat (30° - .005" oversize)	
3	74359112	6	6 INSERT, intake valve seat (30° - standard size)	
	74359113	6	6 INSERT, intake valve seat (30° - .005" oversize)	
4	74359192	6	12 GUIDE, exhaust, valve stem	
5	74359193	6	- GUIDE, intake valve stem	
6	74336157	6	6 SLEEVE, injection nozzle	
7	74359117	6	- VALVE, exhaust (30°)	
	74359645	- 6	VALVE, exhaust (30°)(Engines #11-19608 thru #11-25966)	
	74321372	- 6	VALVE, exhaust (30°)(Engine #11-25967 and up)	
8	74359116	6	- VALVE, intake(30°)	
	74359373	- 6	VALVE, intake (30°)(Engines prior to #11-24850)	
	74321157	- 6	VALVE, intake (30°)(Engine #11-24850 and up)	
9	74359029	1	1 □ GASKET, cylinder head, front	} Each includes item 10. Engines prior to #11-25967
	74359030	1	1 □ GASKET, cylinder head, rear	
	74321437	- 1	□ GASKET, front	
	74321438	- 1	□ GASKET, rear	
10	74358984	6	6 GASKET, fire ring (cylinder sealing (Engines prior to #11-25967)	
11	74339499	2	2 STUD, cylinder head (1/2" x 7-1/4")	} Engines prior to #11-20247
12	74339505	24	24 STUD, cylinder head (5/8" x 6-1/2")	
13	74339498	4	4 STUD, cylinder head (1/2" x 6-1/8")	
14	74339497	2	2 STUD, cylinder head, front (1/2" x 7-3/8")	
	74339434	2	2 STUD, cylinder head, rear (1/2" x 8-5/8")	
15	74514400	- 1	CAPSCREW, cylinder head (1/2" x 5-3/8")	} Engine #11-20247 and up
16	74320613	- 24	CAPSCREW, cylinder head 5/8" x 5-9/16")	
17	74320614	- 9	CAPSCREW, cylinder head (1/2" x 5-5/16")	
18	74336131	6	6 SPRING, exhaust valve	
19	74343799	6	6 RETAINER, exhaust valve spring (Engines prior to #11-25967)	
	74020408	- 6	RETAINER, exhaust valve spring (Engine #11-25967 and up)	
20	74376497	24	24 LOCK, valve spring retainer (half only)	

(Continued)

CYLINDER HEAD (Continued)

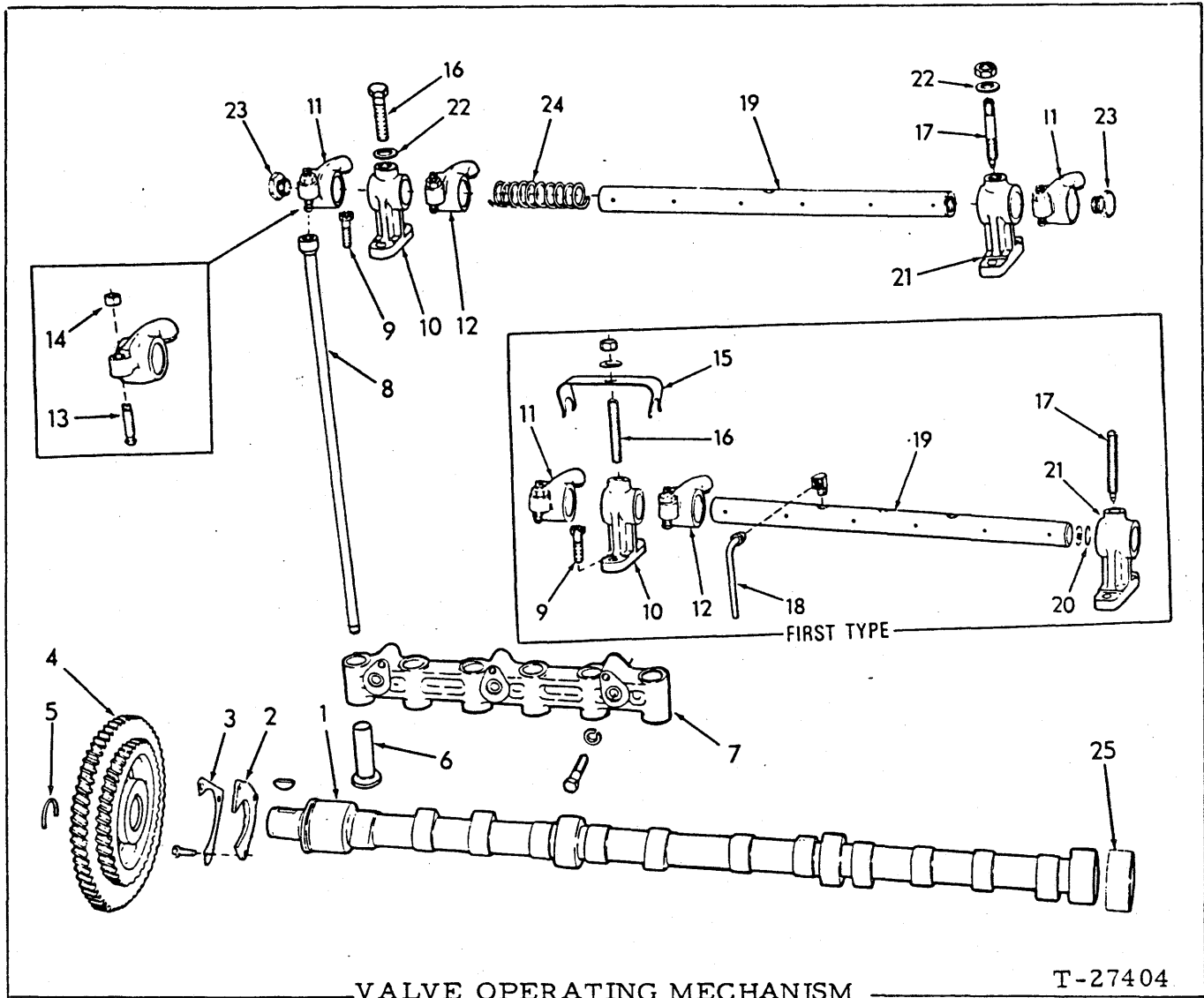
ITEM	PART NO.	QTY.		DESCRIPTION	
		*	**		
21	74336153	6	-	RETAINER, intake valve spring	
	74320655	-	6	ROTATOR, intake valve spring	
22	74336129	6	6	SPRING, intake valve, outer	
23	74336130	6	6	SPRING, intake valve, inner	
24	74336758	6	-	LOCATOR, intake valve spring	
	74320654	-	6	SEAT, intake valve spring	
25	74388202	20	20	NUT, cylinder head stud (5/8"NF)	} Engines prior to #11-20247
	74354407	4	4	NUT, cylinder head stud (5/8"NF, Nylok)(For end studs only)	
26	74354490	24	24	WASHER, cylinder head nut (For 5/8"Stud)	
27	74388205	14	14	NUT, cylinder head stud (1/2"NF)	} Engines prior to #11-20247
28	74372864	14	14	WASHER, cylinder head nut (For 1/2" stud)(1 only used effective with engine #11-20247)	
29	74347619	1	1	EYE, engine lifting (Engines prior to #11-20247)	
	74320616	-	1	EYE, engine lifting (#11-20247 and up)	
30	74336178	2	2	PLATE, end	
	70916191	8	8	CAPSCREW, 7/16"NC x 1-1/2"	
	70904207	8	8	LOCKWASHER, 7/16"	
31	74321981	2	2	□GASKET, rocker cover	
32	74321718	1	1	COVER, rocker, rear	
	74359264	1	1	COVER, rocker, front	
33	74376749	6	6	WASHER, sealing, rocker cover nut	
34	74375937	6	6	NUT, rocker cover	



T-74675

ENGINE BREATHER

ITEM	PART NO.	QTY.	DESCRIPTION
1	74357735	1	ELBOW (rubber)
	74253978	1	CLAMP, hose
	74253977	1	CLAMP, hose
2	74357733	1	TUBE, intermediate
3	74347924	1	HOSE, tube connecting
	74253453	2	CLAMP, hose
4	74338310	1	TUBE, lower
5	74254173	1	CLIP, tube supporting, upper
6	74371324	1	INSULATOR, lower tube (rubber)
7	74371323	1	CLIP, tube supporting, lower
	70915408	1	CAPSCREW, 3/8"NC x 3/4"
	70904206	1	LOCKWASHER, 3/8"



VALVE OPERATING MECHANISM

T-27404

\* Original equipment  
 \*\* Service replacement

ITEM	PART NO.	QTY.	DESCRIPTION
		* **	
1	74321678	1 -	CAMSHAFT
	74321892	1 1	CAMSHAFT
	70905126	1 1	KEY, #5 woodruff, 1/4" x 1"
2	74349257	1 1	COLLAR, camshaft thrust
	70916277	3 3	CAPSCREW, 5/16"NC x 5/8"
3	74025391	1 1	PLATE, capscREW locking
4	74339659	1 -	GEAR, camshaft
	74321380	1 1	GEAR
5	74346307	1 -	RING, snap, gear retaining
6	74338299	12 12	LIFTER
7	74359701	2 2	BRACKET
	74255393	6 6	BOLT, 3/8"NC x 1-3/4"
8	74336234	12 12	ROD
9	74255723	12 12	BOLT (self-locking)
10	74359984	4 -	BRACKET, end
	74321654	- 4	BRACKET, end

(Continued)

(Revised April 1981)

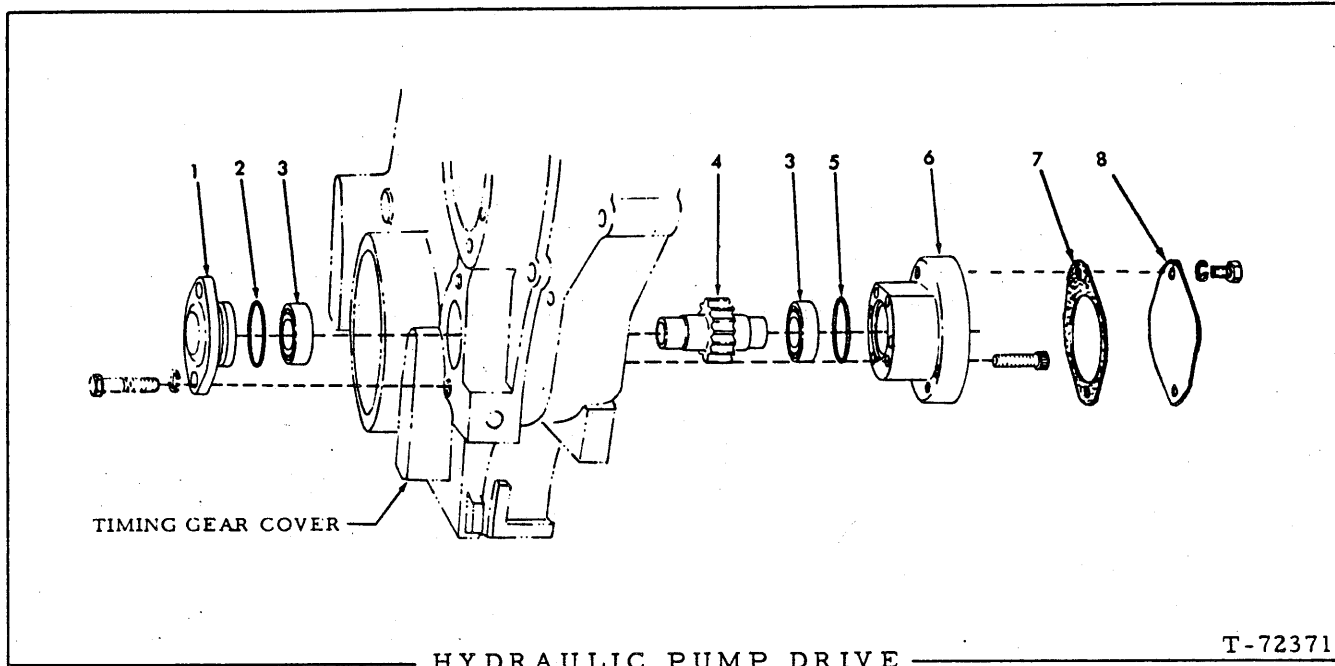


VALVE OPERATING MECHANISM (Continued)

ITEM	PART NO.	QTY.	DESCRIPTION
		* **	
11	74358989	6 -	ARM ASSY., intake valve
	74321651	- 6	ARM ASSY., intake valve
12	74358988	6 -	ARM ASSY., exhaust valve
	74321650	- 6	ARM ASSY., exhaust valve
13	74336646	12 12	SCREW
14	74516821	12 12	NUT
15	74338143	6 -	CLIP
	70910919	6 -	WASHER, plain, 7/16"
	70910986	6 -	NUT, 7/16"NF
16	74348129	4 -	STUD (7/16"NF x 2-5/8")
	70920648	- 4	CAPSCREW, 7/16"NC x 2"
17	74348130	2 -	SCREW (7/16"NF x 3", dog-pt.)
	74321712	- 2	SCREW (7/16"NC x 3", dog-pt.)
	70912201	- 2	NUT, 7/16"NC
18	74349157	2 -	TUBE ASSY. (Includes nut)
	70913039	2 -	ELBOW, male, 1/4" tube, 1/8"NPT
19	-----	2 -	SHAFT ASSY. (Order 1 Shaft 74321649, 2 Plug 74322222, and 2 Spring 74025191 per cylinder head)
	70910002	4 -	PLUG, expansion, 3/4" diam.
	74321649	- 2	SHAFT
20	74254363	4 -	RING, snap
21	74336142	2 -	BRACKET, center
	74321654	- 2	BRACKET, center
22	74335456	- 6	WASHER
23	74322222	- 4	PLUG, shaft end
24	74025191	- 4	SPRING, arm spacing
25	-----	- -	BEARING, camshaft (See CYLINDER BLOCK)

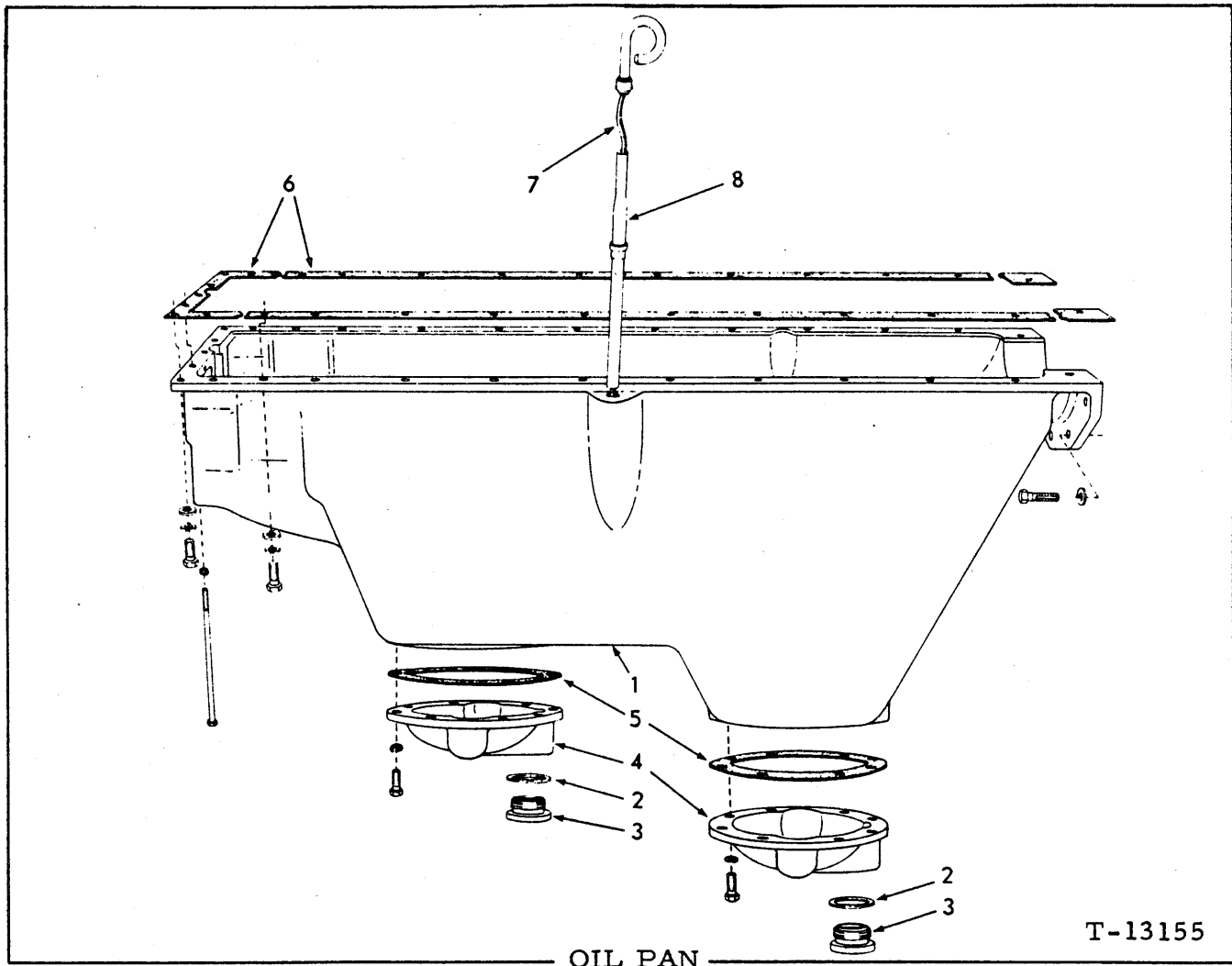
Each includes items 13 and 14

(Revised April 1981)



ITEM	PART NO.	QTY.	DESCRIPTION
1	74357411	1	RETAINER, front bearing
	-----	2	CAPSCREW (See TIMING GEAR HOUSING section)
2	70923814	1	O-RING, front bearing retainer
3	74253862	2	BEARING, ball
4	74357412	1	GEAR
5	70923579	1	O-RING, pump adapter
6	74357410	1	ADAPTER, pump mounting (Engines prior to #11-20084)
	74359858	1	ADAPTER (Engine #11-20084 thru #11-24720)
	74321257	1	ADAPTER (Engine #11-24721 and up)
	70924781	6	SCREW, 12-point, Nylok, 5/16"NC x 2-1/4"
7	74354959	1	GASKET
8	74025079	1	COVER
	70916269	2	CAPSCREW, 3/8"NC x 7/8"
	70904206	2	LOCKWASHER, 3/8"

MEMO



T-13155

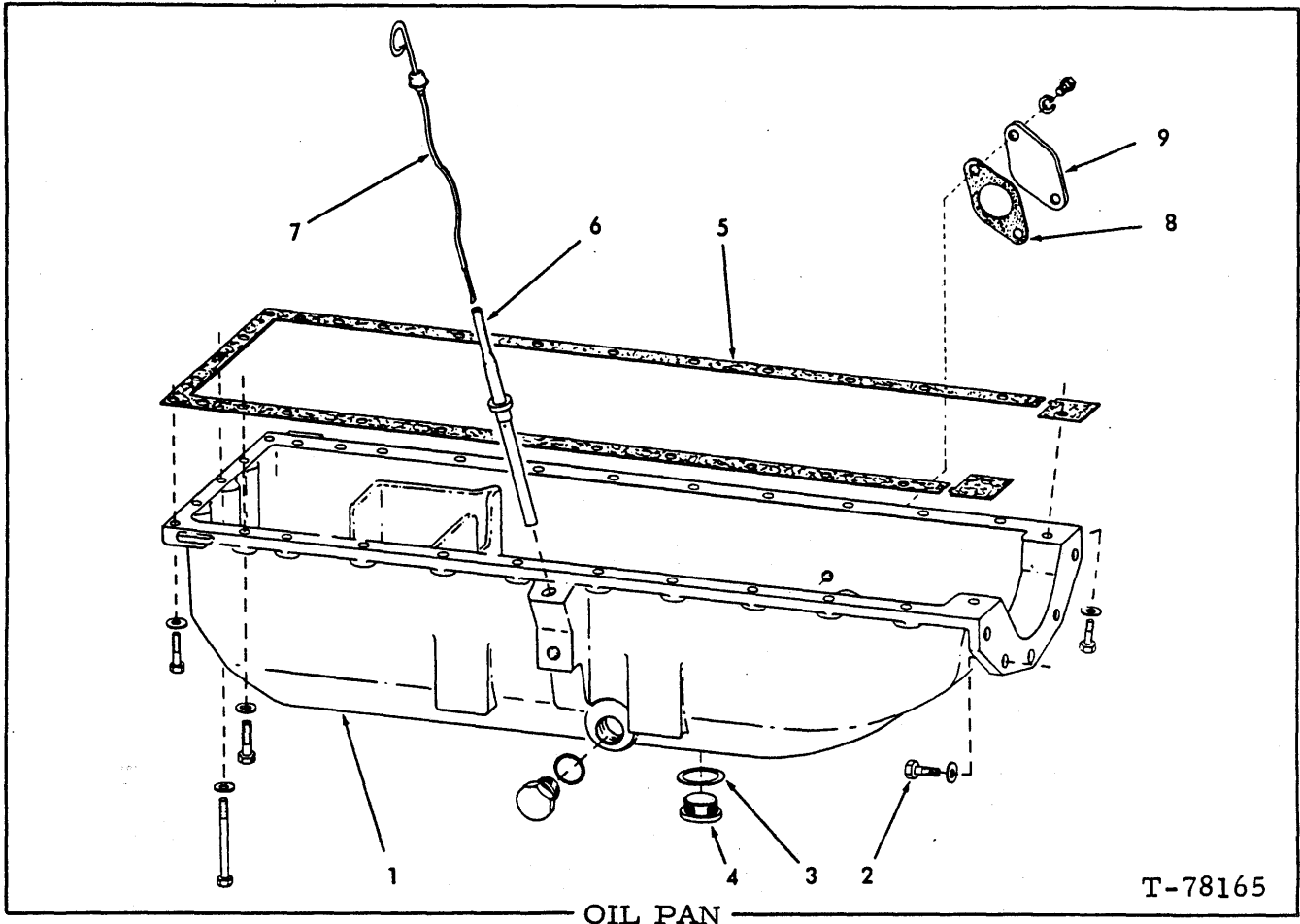
OIL PAN

USAGE: Engines prior to serial No. 11-24134. See NOTE below

ITEM PART NO. QTY. DESCRIPTION

**NOTE:** If OIL PUMP KIT 74321189 has been installed, the design on this page becomes void and service thereafter is governed by the design on page 33.

1	74337466	1	PAN, oil
	70919224	24	CAPSCREW, 3/8" NC x 1-1/8"
	74255916	4	CAPSCREW, nylon strip, 3/8" NC x 1"
	74513383	1	CAPSCREW, nylon strip, 3/8" NC x 1-1/8"
	70914392	2	CAPSCREW, 5/16" NC x 1"
	70919292	3	CAPSCREW, 5/16" NC x 6-3/4"
	70913544	29	WASHER, plain (3/4" O.D.)
	70912369	5	WASHER, plain (5/8" O.D.)
2	70667252	2	□GASKET, oil drain plug
3	70035250	2	PLUG, oil drain
4	74373770	2	COVER, clean-out
	70919224	16	CAPSCREW, 3/8" NC x 1-1/8"
	70904206	16	LOCKWASHER, 3/8"
5	74373069	2	□GASKET, clean-out cover
6	74321893	1	GASKET SET
7	74357982	1	GAUGE, oil level
8	74357592	1	ADAPTER, oil level gauge



OIL PAN

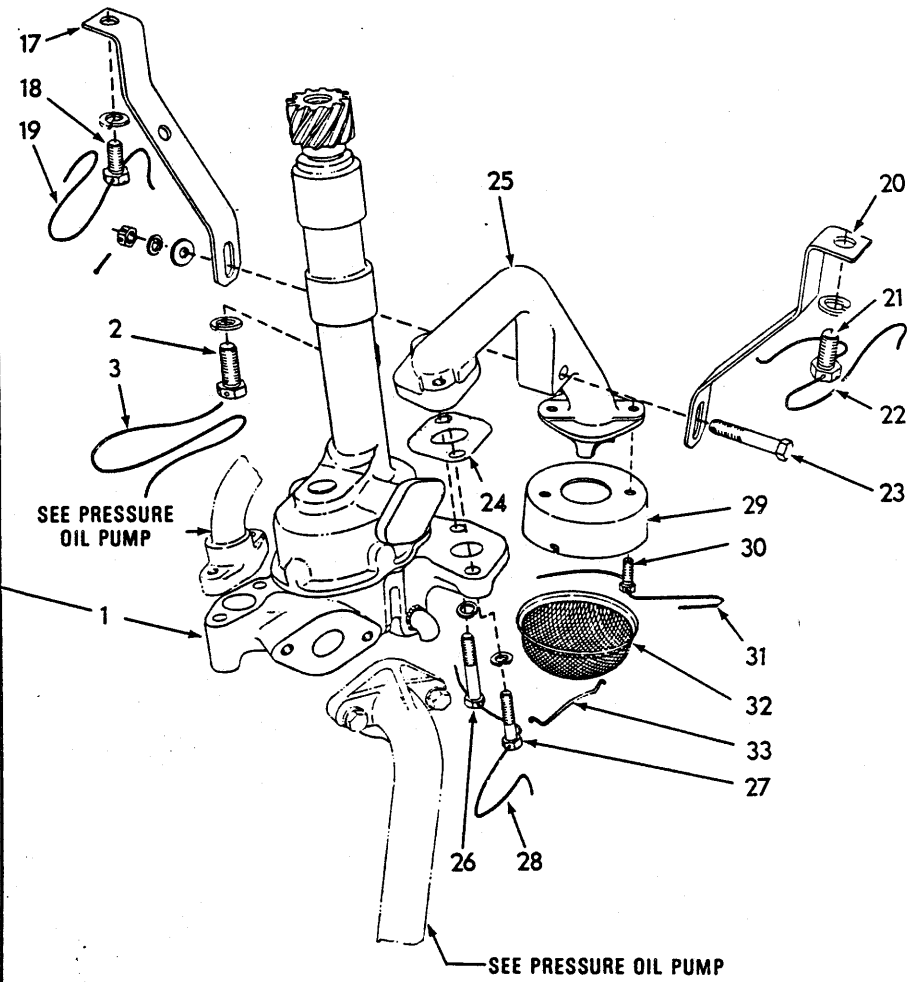
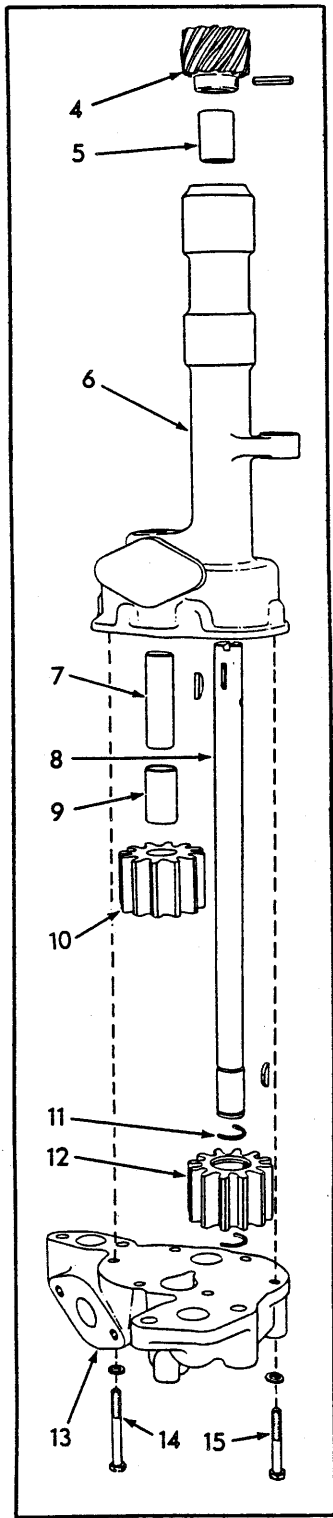
T-78165

USAGE: Engine serial No. 11-24134 and up

ITEM	PART NO.	QTY.	DESCRIPTION
1	74321954	1	PAN, oil (Service replacement. Also order PLUG 70921204 and items 8 and 9)
	70904223	2	PLUG, pipe, sq-socket, 1/2" NPT
	70921204	1	PLUG, 1-1/16" straight-thd. (Includes O-RING)
	70921206	1	O-RING
	70916279	4	CAPSCREW, 5/16" NC x 1-1/2"
	70919784	1	CAPSCREW, 5/16" NC x 4"
	70912369	5	WASHER
	70914847	22	CAPSCREW, 3/8" NC x 1-1/2"
	70916271	2	CAPSCREW, 3/3" NC x 1"
	70913544	24	WASHER
2	74255916	5	CAPSCREW, nylon strip, 3/8" NC x 1"
	70913544	5	WASHER
3	70667252	1	GASKET
4	70035250	1	PLUG, drain
5	74321893	1	GASKET SET
6	74354656	1	ADAPTER
7	74320898	1	GAUGE
8	74337740	1	GASKET
9	74337741	1	PLATE
	70916271	2	CAPSCREW, 3/8" NC x 1"
	70904206	2	LOCKWASHER, 3/8"

} Not original equipment

(Revised September 1978)



SCAVENGING OIL PUMP

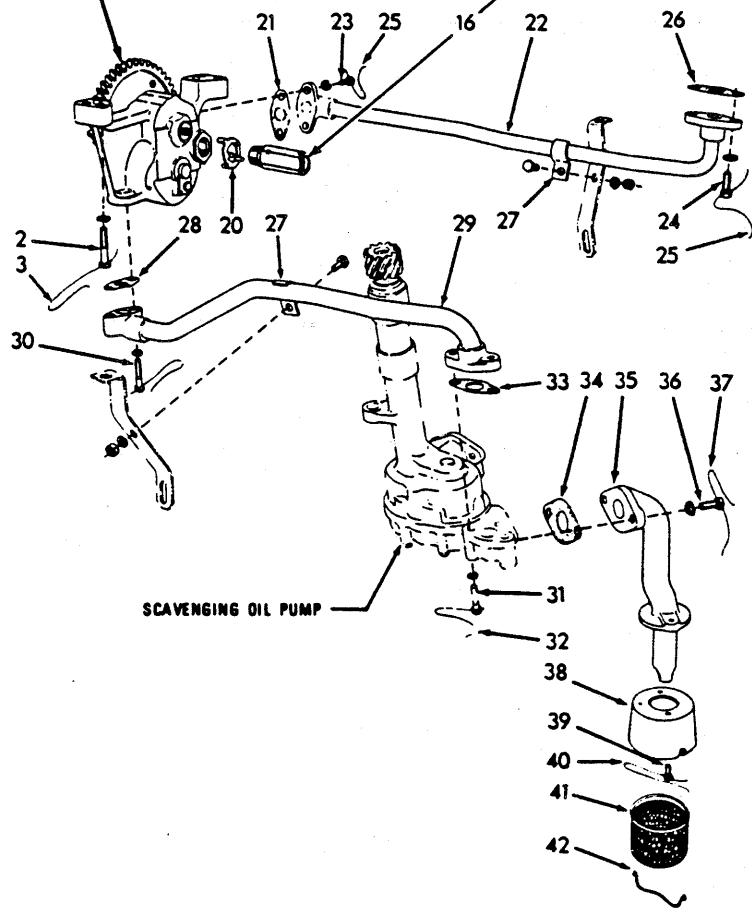
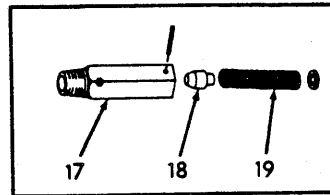
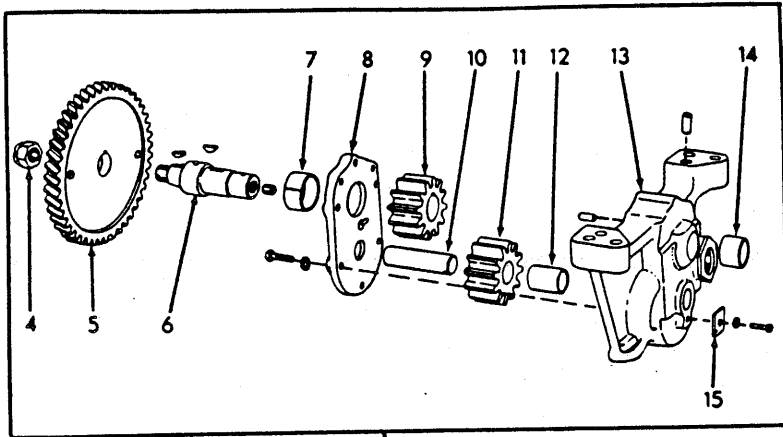
T-13980

SCAVENGING OIL PUMP

USAGE: Engines prior to serial No. 11-24134

ITEM	PART NO.	QTY.	DESCRIPTION
1	-----	1	PUMP ASSY., scavenging (Consists of items 4 thru 16) (Order 1 OIL PUMP KIT 74321189, 1 GAUGE 74320898 and 1 ADAPTER 74354656)(See PACKAGED PARTS) (Once the OIL PUMP KIT has been installed, the design on this page becomes void and service there- after is governed by the design shown on page 40)
2	74311869	1	CAPSCREW, drilled-hd., 1/2"NC x 1-1/4"
	70904208	1	LOCKWASHER, 1/2"
3	74509035	1	WIRE, locking, #18 x 10"
4	74660408	1	GEAR, pump driving
	70917466	1	PIN, roll, 3/16" x 1-1/8"
5	74346327	2	BUSHING, pump body
6	74357722	1	BODY ASSY. (Includes items 5 and 7)
7	74660409	1	SHAFT, stub
8	74347893	1	SHAFT, drive
	70905122	2	KEY, #7 woodruff, 1/8" x 3/4"
9	74660412	1	BUSHING, pumping gear
10	74660410	1	GEAR ASSY., pumping (Includes item 9)
11	74251141	2	RING, snap, drive shaft
12	74660407	1	GEAR, pumping (keywayed)
13	74335000	1	COVER, pump body
14	70910899	5	CAPSCREW, 1/4"NC x 2"
15	70918594	1	CAPSCREW, 1/4"NC x 2-1/4"
	70904204	6	LOCKWASHER, 1/4"
17	74347578	1	BRACKET, suction pipe bracing, left
18	74375812	1	CAPSCREW, drilled-hd., 1/2"NC x 1"
	70904208	1	LOCKWASHER, 1/2"
19	74348691	1	WIRE, locking, #18 x 6"
20	74347577	1	BRACKET, suction pipe bracing, right
21	74375812	1	CAPSCREW, drilled-hd., 1/2"NC x 1"
	70904208	1	LOCKWASHER, 1/2"
22	74348691	1	WIRE, locking, #18 x 6"
23	74335153	1	CAPSCREW, suction pipe to brace (drilled-end)
	70912597	1	WASHER
	70904206	1	LOCKWASHER, 3/8"
	70914773	1	NUT, slotted, 3/8"NC
	70900802	1	PIN, cotter, 3/32" x 1"
24	74346441	1	OGASKET, scavenging pump suction pipe
25	74335048	1	PIPE, suction
26	74349382	1	CAPSCREW, drilled-hd., 3/8"NC x 2-1/4"
27	74335264	1	CAPSCREW, drilled-hd., 3/8"NC x 1-3/8"
	70904206	2	LOCKWASHER, 3/8"
28	74509035	1	WIRE, locking, #18 x 10"
29	74348684	1	COVER, oil screen
30	74374129	2	CAPSCREW, drilled-hd., 5/16"NC x 3/4"
31	74509035	1	WIRE, locking, #18 x 10"
32	74348683	1	SCREEN, oil
33	74348682	1	RETAINER, oil screen

(Revised June 1977)



SCAVENGING OIL PUMP

PRESSURE OIL PUMP

T-13181



PRESSURE OIL PUMP

USAGE: Engines prior to serial No. 11-24134

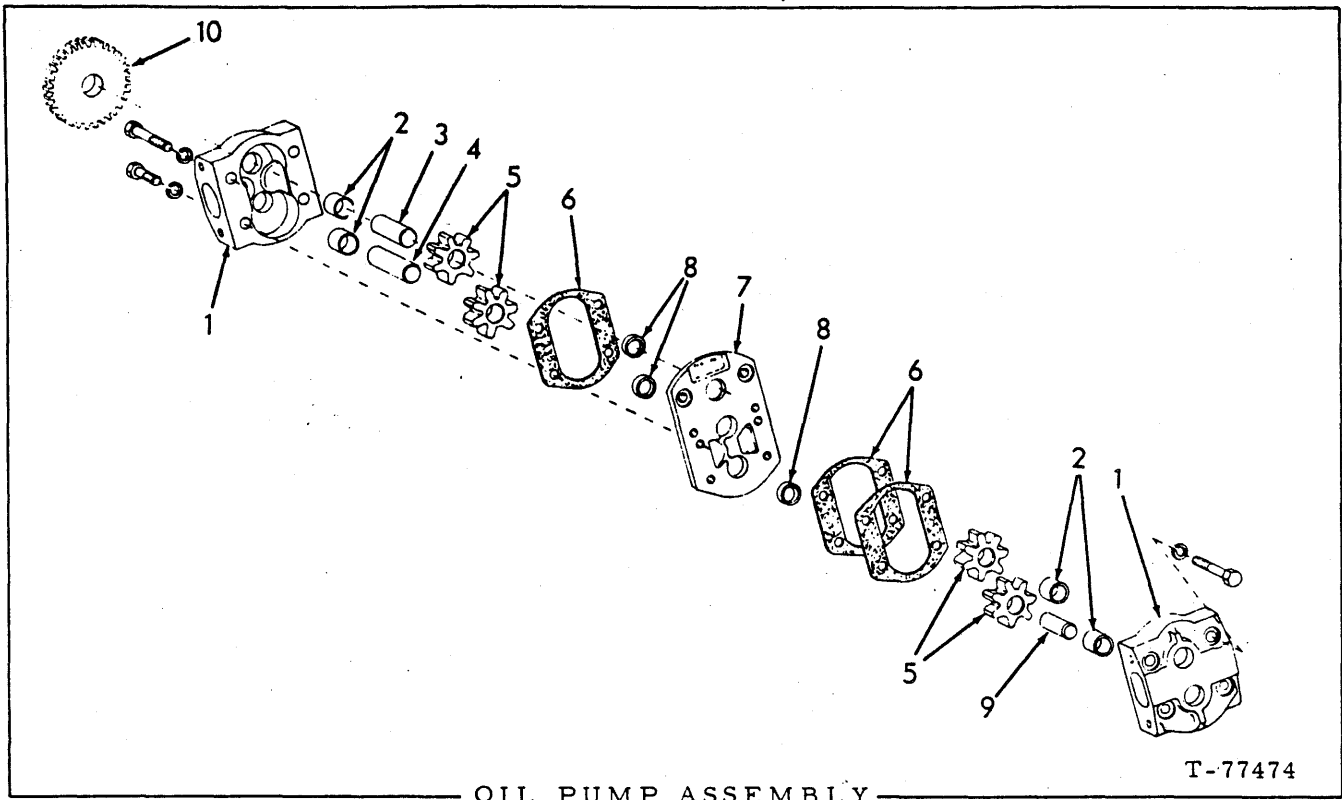
ITEM	PART NO.	QTY.	DESCRIPTION
1	-----	1	PUMP ASSY. (Consists of items 4 thru 15)(Order 1 OIL PUMP KIT 74321189, 1 GAUGE 74320898 and 1 ADAPTER 74354656)(See PACKAGED PARTS) Once the OIL PUMP KIT has been installed, the design on this page becomes void and service thereafter is governed by the design shown on page 40.
2	74348692	4	CAPSCREW, drilled-hd., 3/8"NC x 1-3/4"
	70904206	4	LOCKWASHER, 3/8"
3	74509035	2	WIRE, locking, #18 x 10"
4	74254977	1	NUT, gear retaining
5	74337047	1	GEAR, driving
6	74348894	1	SHAFT, upper
	70917673	1	PLUG, pipe, hex-socket, 1/8"NPT
	70910224	2	KEY, #6 woodruff, 5/32" x 5/8"
7	74347659	1	BUSHING, pump cover
8	74348044	1	COVER ASSY. (Includes item 7)
	70916282	6	CAPSCREW, 1/4"NC x 7/8"
	70904204	6	LOCKWASHER, 1/4"
9	74348883	1	GEAR, upper (10 teeth)
10	74348038	1	SHAFT, lower
11	74348891	1	GEAR ASSY., lower (10 teeth. Includes item 12)
12	74348083	1	BUSHING, lower gear
13	74348885	1	HOUSING ASSY. (Includes item 14 and dowel PINS indented below)
	70917554	1	PIN, dowel, 1/4" x 1/2"
	70917546	2	PIN, dowel, 3/8" x 5/8"
14	74348303	1	BUSHING, pump housing
15	74348020	1	RETAINER, lower shaft
	70916284	1	CAPSCREW, 1/4"NC x 1/2"
	70904204	1	LOCKWASHER, 1/4"
16	74354573	1	VALVE ASSY., pressure relief (Items 17 thru 19)
17	-----	1	BODY, pressure relief valve
18	-----	1	PISTON, pressure relief valve
19	74354568	1	SPRING, pressure relief valve
	74359310	1	WASHER, plain
	70916001	1	PIN, spring, 3/16" x 1"
20	74347938	1	LOCK, oil pressure relief valve
21	74348215	1	□GASKET, discharge pipe to pump
22	74335382	1	PIPE, pump discharge
23	74320227	2	CAPSCREW, drilled-hd., 5/16"NC x 7/8"
	70904205	2	LOCKWASHER, 5/16"
24	74346483	2	CAPSCREW, drilled-hd., 3/8"NC x 1-1/4"
	70904206	2	LOCKWASHER, 3/8"
25	74509035	2	WIRE, locking, #18 x 10"
26	74346169	1	□GASKET, discharge pipe to crankcase

(Continued)

(Revised June 1977)

PRESSURE OIL PUMP (Continued)

ITEM	PART NO.	QTY.	DESCRIPTION
27	74347572	2	CLAMP, pipe supporting
	70915408	2	CAPSCREW, 3/8"NC x 3/4"
	70904206	2	LOCKWASHER, 3/8"
	70910324	2	NUT, 3/8"NC
28	74348218	1	□GASKET, suction pipe to pressure pump
29	74335384	1	PIPE, suction, front section
30	74349375	2	CAPSCREW, drilled-hd., 5/16"NC x 1-5/8"
31	74349383	2	CAPSCREW, drilled-hd., 5/16"NC x 2"
	70904205	4	LOCKWASHER, 5/16"
32	74509035	2	WIRE, locking, #18 x 10"
33	74348215	1	□GASKET, front suction pipe to scavenging pump
34	74346441	1	□GASKET, rear suction pipe to scavenging pump
35	74335050	1	PIPE, suction, rear section
36	74304980	2	CAPSCREW, drilled-hd., 3/8"NC x 1-1/8"
	70904206	2	LOCKWASHER, 3/8"
37	74348689	1	WIRE, locking, #18 x 13"
38	74389732	1	COVER, oil screen
39	74374129	2	CAPSCREW, drilled-hd., 5/16"NC x 3/4"
40	74509035	1	WIRE, locking, #18 x 10"
41	74374127	1	SCREEN, oil
42	74376294	1	RETAINER, oil screen

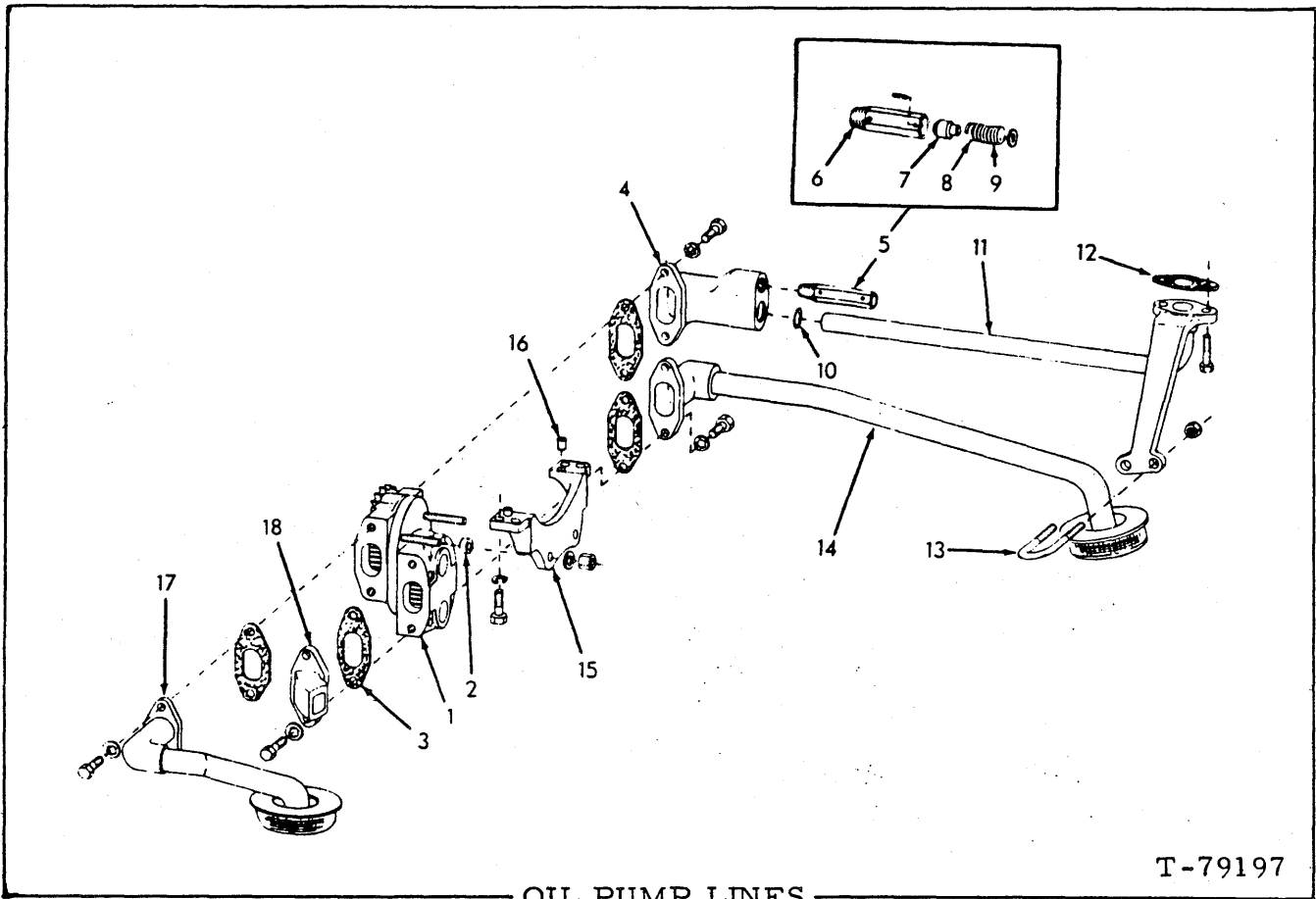


OIL PUMP ASSEMBLY

T-77474

USAGE: See page 40

ITEM	PART NO.	QTY.	DESCRIPTION
-	74321399	1	PUMP ASSY. (Includes items 1, 3 thru 7, 9 and 10)
1	74395087	2	BODY ASSY.
	70920594	6	CAPSCREW, 7/16"NF x 2"
	70930705	2	CAPSCREW, 7/16"NF x 3"
	70907863	8	LOCKWASHER, 7/16"
2	74393346	4	BUSHING (Engines prior to S/N 11-27037)
3	74393351	1	SHAFT
4	74026614	1	SHAFT
5	74028077	4	GEAR
6	74393349	3	GASKET
7	74395089	1	PLATE ASSY
8	74393346	3	BUSHING (Engines prior to S/N 11-27037)
9	74393354	1	SHAFT
10	74320884	1	GEAR



OIL PUMP LINES

USAGE: Engine serial No. 11-24134 and up

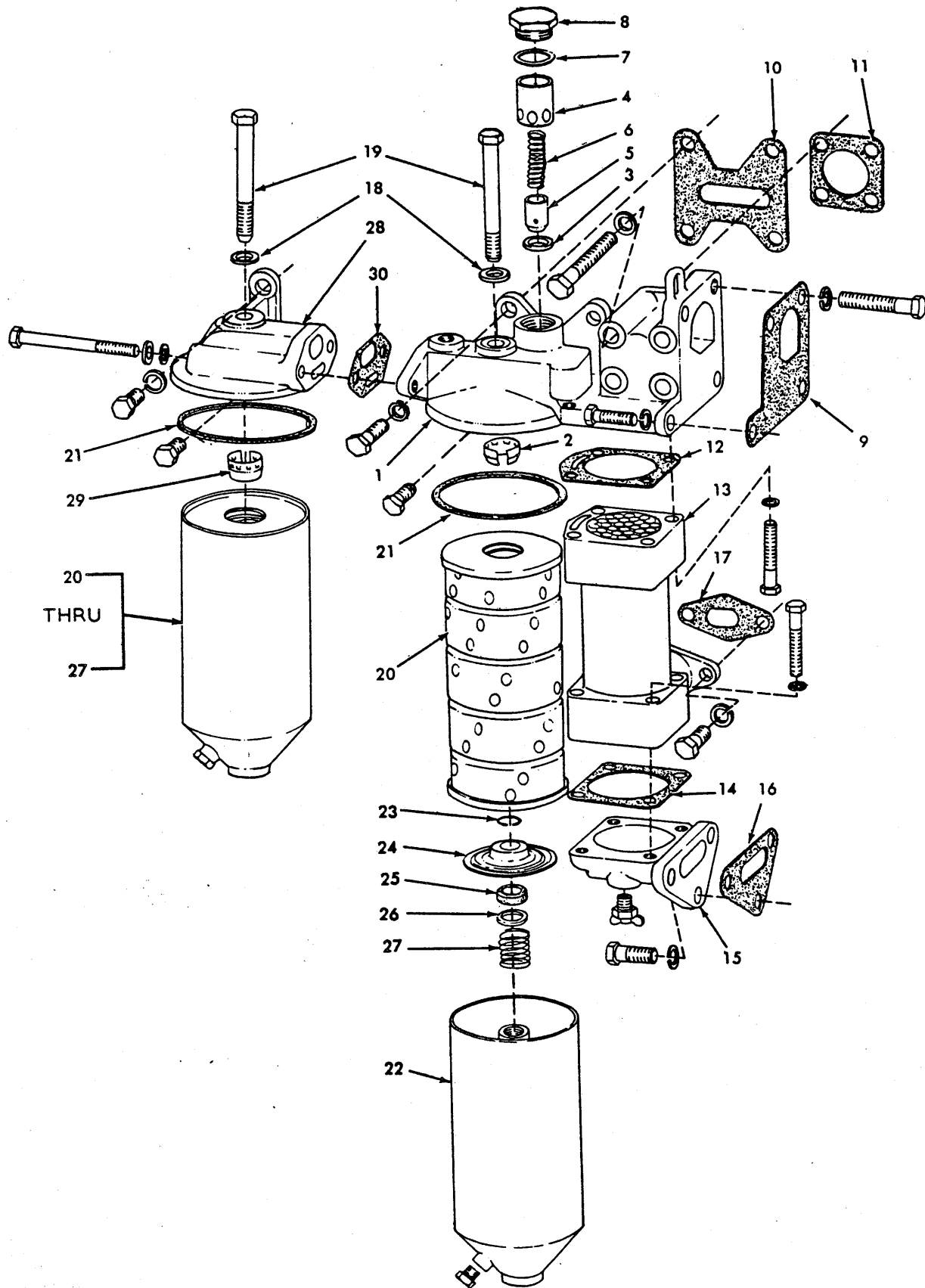
ITEM	PART NO.	QTY.	DESCRIPTION
1	-----	1	PUMP ASSY. (See page 39)
	70907863	2	LOCKWASHER, int-tooth, 7/16"
	70928212	2	NUT, 7/16"NC
2	74395024	2	DOWEL
3	74393359	4	GASKET
4	74321052	1	ELBOW
	70923193	2	CAPSCREW, 3/8"NF x 1-1/4"
	70916543	2	LOCKWASHER, internal teeth, 3/8"
5	74320597	1	VALVE ASSY. (Includes items 6 thru 9)
6	-----	1	BODY (Not serviced separately)
	70916001	1	PIN, spring, 3/16" x 1"
7	-----	1	PISTON (Not serviced separately)
8	74354568	1	SPRING
9	74359310	1	WASHER
10	70930924	1	O-RING

(Continued)

## OIL PUMP LINES (Continued)

ITEM	PART NO.	QTY.	DESCRIPTION
11	74320885	1	TUBE
	70921565	2	CAPSCREW, 3/8"x 1-1/2"
12	74320916	1	□GASKET
13	74321053	1	U-BOLT
	70916871	2	NUT, elastic stop, 5/16"NC
14	74320887	1	TUBE
	70923193	2	CAPSCREW, 3/8"NF x 1-1/4"
	70916543	2	LOCKWASHER, internal teeth, 3/8"
15	74321671	1	BRACKET
	70921076	2	CAPSCREW, 3/8"NC x 1-1/4"
	70910287	2	LOCKWASHER, 3/8"
16	70917546	2	DOWEL (Engines prior to #11-27594)
17	74320839	1	TUBE
	70923193	2	CAPSCREW, 3/8"NF x 1-1/4"
	70916543	2	LOCKWASHER, internal teeth, 3/8"
18	74320838	1	ELBOW
	70923193	2	CAPSCREW, 3/8"NF x 1-1/4"
	70916543	2	LOCKWASHER, internal teeth, 3/8"

(Revised June 1977)



LUBRICATING OIL FILTER AND COOLER

T-72320

LUBRICATING OIL FILTER AND COOLER

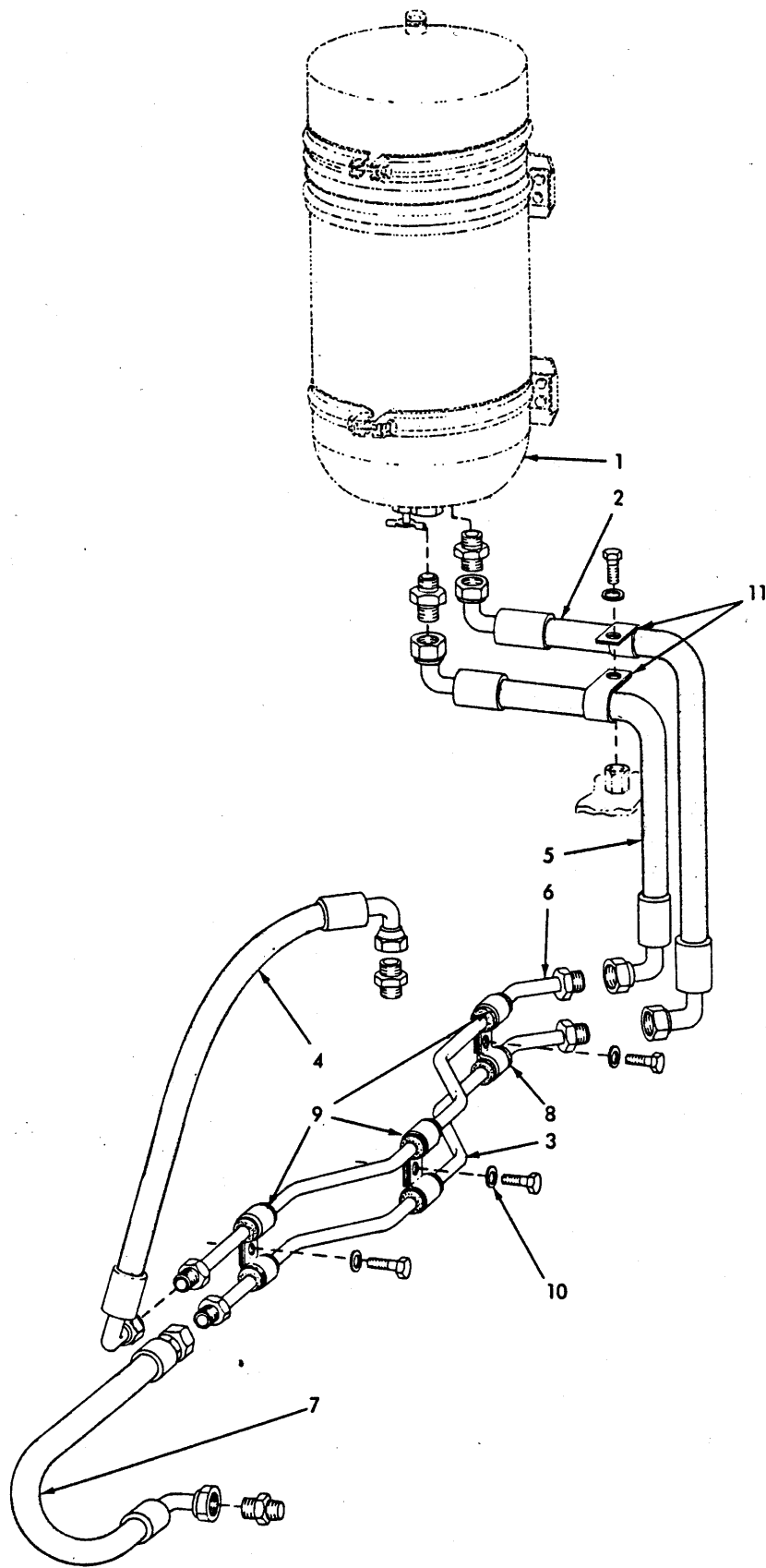
ITEM	PART NO.	QTY.	DESCRIPTION
1	74339198	1	HEAD ASSY. (Includes items 2 thru 8)
	70920541	3	CAPSCREW, Nylok, 1/2"NC x 1-1/2"
	70920540	1	CAPSCREW, Nylok, 1/2"NC x 1-1/4"
	70290574	3	CAPSCREW, 1/2"NC x 1-3/8"
	70915969	1	CAPSCREW, 1/2"NC x 3"
	70904208	6	LOCKWASHER, 1/2"
	70919293	4	CAPSCREW, 3/8"NC x 5"
	70904206	4	LOCKWASHER, 3/8"
2	74379263	1	ADAPTOR, cartridge centering, upper
3	74373614	1	SEAT, by-pass valve
4	74373612	1	SLEEVE, by-pass piston
5	74373613	1	PISTON, by-pass valve
6	74359656	1	SPRING, by-pass valve
7	74253751	1	GASKET, by-pass valve cap
8	74373610	1	CAP, by-pass valve cap
9	74339128	1	GASKET, filter head
10	74339150	1	□GASKET, filter head to block, rear
11	74348184	1	□GASKET, filter head to block, front
12	74339118	1	GASKET, oil cooler to filter head
13	74339124	1	COOLER, lubricating oil
	70912069	8	CAPSCREW, 3/8"NC x 2-1/2"
	70921076	2	CAPSCREW, 3/8"NC x 1-1/4" (To block)
	70904206	10	LOCKWASHER, 3/8"
14	74349984	1	GASKET, oil cooler to adaptor
15	74339121	1	ADAPTOR, oil cooler
	70912415	1	COCK, drain, 1/4"NPT
	70915987	3	CAPSCREW, 1/2"NC x 1-1/2"
	70904208	3	LOCKWASHER, 1/2"
16	74339127	1	GASKET, oil cooler adaptor
17	74339151	1	□GASKET, cooler to block
18	74376749	2	WASHER, sealing, filter body capscrew
19	70916321	2	CAPSCREW, 1/2"NC x 4-1/2"
20	74395889	2	ELEMENT, oil filter
21	74396318	2	GASKET, oil filter body
22	74339021	2	BODY, oil filter (Includes item 21)
	70918951	2	PLUG, pipe, hex-hd., 3/8"NPT
23	74379269	2	RING, snap, adaptor retaining
24	74055971	2	ADAPTOR, cartridge centering, lower
25	74053409	2	SEAL, cartridge adaptor
26	74053410	2	WASHER, cartridge adaptor seal
27	74379268	2	SPRING, cartridge retaining
28	74339454	1	HEAD ASSY., rear filter (Includes item 29)
	70919293	2	CAPSCREW, 3/8"NC x 5"
	70904206	2	LOCKWASHER, 3/8"
	70922465	2	WASHER, plain
	70916311	1	CAPSCREW, 1/2"NC x 1-1/4"
	70904208	1	LOCKWASHER, 1/2"
	70921865	1	CAPSCREW, Nylok, 1/2"NC x 1"
29	74379263	1	ADAPTOR, cartridge centering, upper
30	74339123	1	GASKET, filter interconnection

LUBRICATING OIL FILTER AND COOLER (Continued)

ITEM	PART NO.	QTY.	DESCRIPTION
24	74055971	2	ADAPTOR, cartridge centering, lower
25	74053409	2	SEAL, cartridge adaptor
26	74053410	2	WASHER, cartridge adaptor seal
27	74379268	2	SPRING, cartridge retaining
28	74339454	1	HEAD ASSY., rear filter (Includes item 29)
	70919293	2	CAPSCREW, 3/8"NC x 5"
	70904206	2	LOCKWASHER, 3/8"
	70922465	2	WASHER, plain
	70916311	1	CAPSCREW, 1/2"NC x 1-1/4"
	70904208	1	LOCKWASHER, 1/2"
	70921865	1	CAPSCREW, Nylok, 1/2"NC x 1"
29	74379263	1	ADAPTOR, cartridge centering, upper
30	74339123	1	GASKET, filter interconnection



MEMO



OIL FILTER LINES (By-pass type)

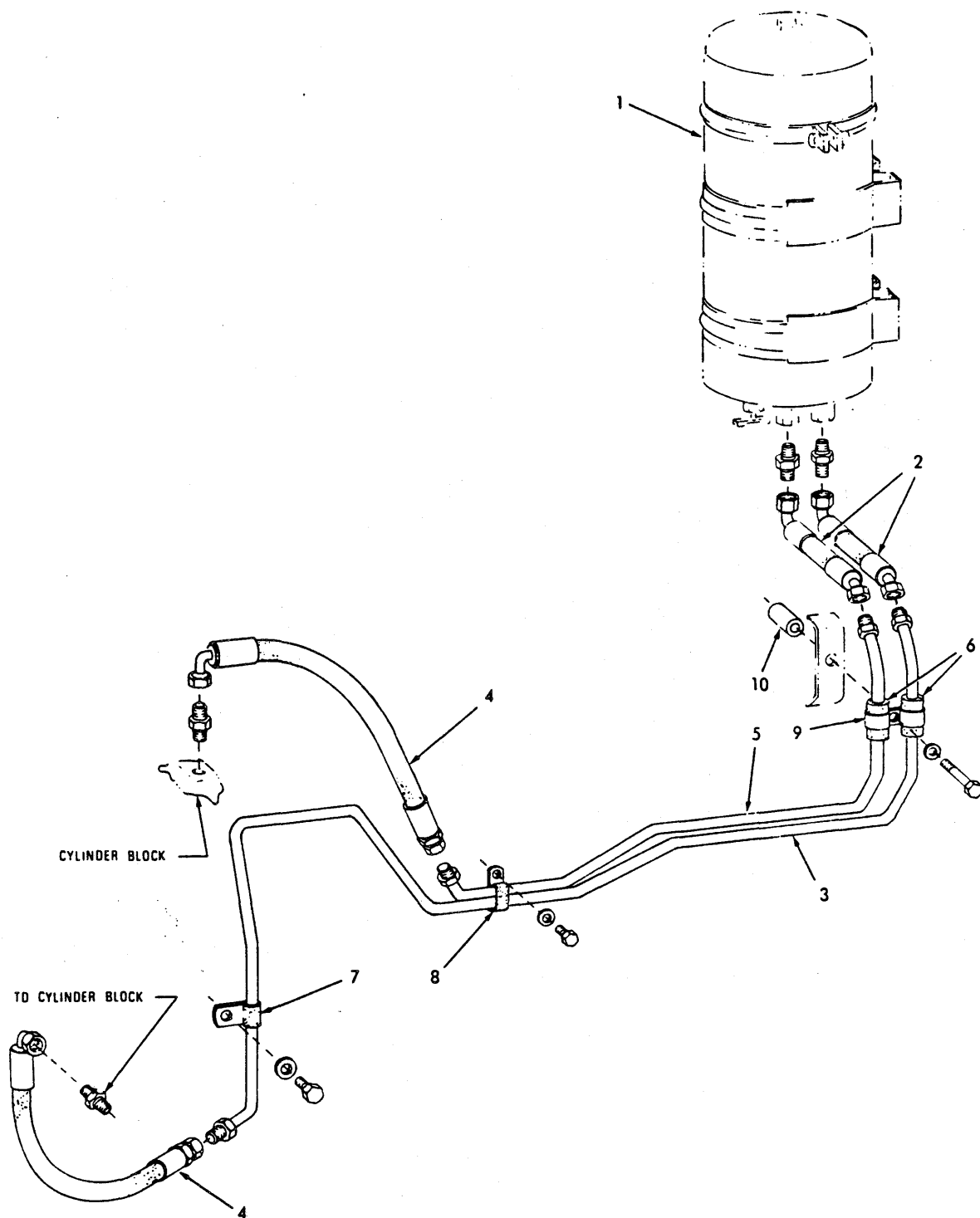
T-76240

**OIL FILTER LINES**  
(By-pass type)

USAGE: Tractors prior to S/N 25L17345

ITEM	PART NO.	QTY.	DESCRIPTION
1	-----	1	FILTER ASSY., oil (See page 50)
2	70676861	1	HOSE ASSY., inlet (See HOSE PARTS)
	70919128	1	CONNECTOR, flare type, 1/2" tube, 1/2"NPT male
3	70676864	1	TUBE, inlet
4	70676860	1	HOSE ASSY., outlet (See HOSE PARTS)
	70919063	1	CONNECTOR, flare type, 1/2" tube, 3/8"NPT male
5	70676859	1	HOSE ASSY., outlet (See HOSE PARTS)
	70919128	1	CONNECTOR, flare type, 1/2" tube, 1/2"NPT male
6	70676865	1	TUBE, outlet
7	70679726	1	HOSE ASSY., inlet (See HOSE PARTS)
	70919063	1	CONNECTOR, flare type, 1/2" tube, 3/8"NPT male
8	70093752	6	BOOT
9	70097534	6	CLIP, tube supporting
	70922763	2	CAPSCREW, 3/8"NC x 1"
	70922300	1	CAPSCREW, 3/8"NC x 3/4"
10	70677006	3	WASHER, plain
11	70622992	2	CLIP, hose supporting
	70922763	1	CAPSCREW, 3/8"NC x 1"
	70677006	1	WASHER, plain

NOTE: See PAINTING AND MARKING for instruction transfers applied to filter.



OIL FILTER LINES

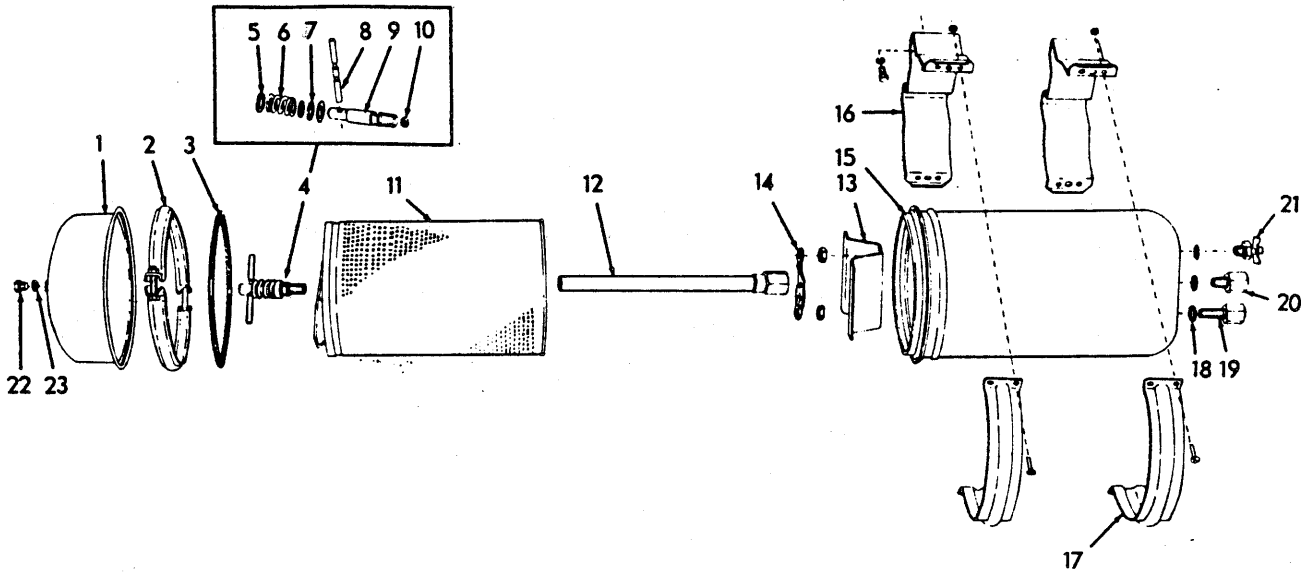
T-79185

## OIL FILTER LINES

USAGE: Effective with Tractor S/N 25L17345 and up.

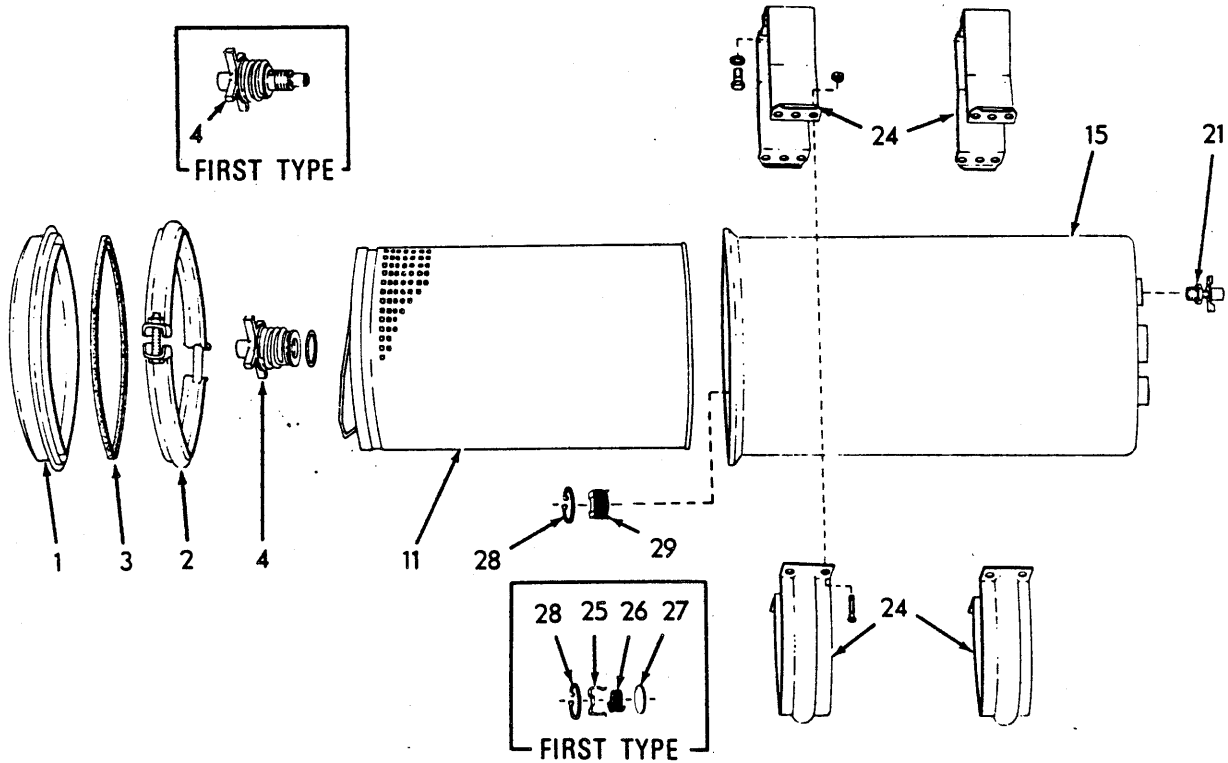
ITEM	PART NO.	QTY.	DESCRIPTION
1	-----	1	FILTER ASSY., oil (See page 50)
2	70680858	2	HOSE ASSY., rear (See HOSE PARTS)
	70919128	2	CONNECTOR, flare type, 1/2"tube, 1/2"NPT male
3	70680855	1	TUBE, inlet
4	70680857	2	HOSE ASSY., front (See HOSE PARTS)
	70919063	2	CONNECTOR, flare type 1/2" tube, 3/8"NPT male
5	70680854	1	TUBE, outlet
6	70093752	2	BOOT
7	70926707	1	CLAMP, tube supporting
	70921175	1	CAPSCREW, 1/2"NC x 1"
	70677008	1	WASHER, plain
8	70927445	1	CLAMP, tube supporting
	70922763	1	CAPSCREW, 3/8"NC x 1"
	70677006	1	WASHER, plain
9	70097534	2	CLIP, tube supporting
	70924843	1	CAPSCREW, 3/8"NC x 3-1/2"
	70677006	1	WASHER, plain
10	70682332	1	SPACER

NOTE: See PAINTING AND MARKING for instruction transfers applied to filters.



LUBER-FINER DESIGN

T-74660



FLEETGUARD DESIGN

T-76480

OIL FILTER (By-pass type)

OIL FILTER (By-pass type)

USAGE: See pages 47 and 49

NOTE: This Filter Assembly is available in two designs, "Fleetguard" and "Luber-Finer". Check which is applicable to your unit and order service parts accordingly.

\*Luber-Finer Design  
\*\*Fleetguard Design

ITEM	PART NO.	QTY.	DESCRIPTION
		* **	
-	74390593	1 -	FILTER ASSY. (Includes items 1 thru 23)
-	74390593	- 1	FILTER ASSY. (Includes items 1 thru 4, 11, 15, 21, 24 thru 29)
1	74059262	1 -	COVER
	74059813	- 1	COVER
2	70630540	1 -	RING ASSY. (Includes Nut and Bolt)
	74059814	- 1	COUPLING ASSY. (Includes hardware. Serviced only as a unit)
3	70082449	1 -	GASKET
	73115065	- 1	GASKET
4	74059266	1 -	HOLD-DOWN ASSY. (Includes items 5 thru 10)
	74060691	- 1	SUPPORT ASSY. (Male thread post) (First type)
	74061788	- 1	SUPPORT ASSY. (Female thread post)(Second type)
			} Each includes O-RING. Serviced only as a unit.
5	70082489	3 -	WASHER
6	70082490	1 -	SPRING
7	70082487	1 -	SEAL
8	70082488	1 -	HANDLE
9	-----	1 -	STUD (Not serviced separately)
10	74059265	1 -	PLUG
11	74059343	1 1	ELEMENT
12	74059264	1 -	TUBE ASSY. (Includes Nut)
13	70096816	1 -	SUPPORT
	70911049	2 -	NUT, jam, 5/8"NF
14	70096815	1 -	RETAINER
15	-----	1 -	HOUSING (Not serviced separately)
	-----	- 1	SHELL (Female thread post)(First type)(For initial replacement order Shell 74061785 and Support Assy. 74061788)
	74061785	- 1	SHELL (Male thread post)(Second type)
16	70082444	2 -	BRACKET
17	70082443	2 -	BAND
	70915406	8 -	CAPSCREW, 1/4"NC x 3/4"
	70911024	8 -	NUT, 1/4"NC
18	70063891	3 -	GASKET
19	70063890	1 -	VALVE ASSY. (Includes 1 Spring, 1 Ring, 1 Cup. Serviced only as a unit)
20	70080758	1 -	VALVE ASSY. (Includes 1 Spring, 1 Ring, 1 Cup. Serviced only as a unit)
21	74060755	1 -	COCK
	70229210	- 1	COCK

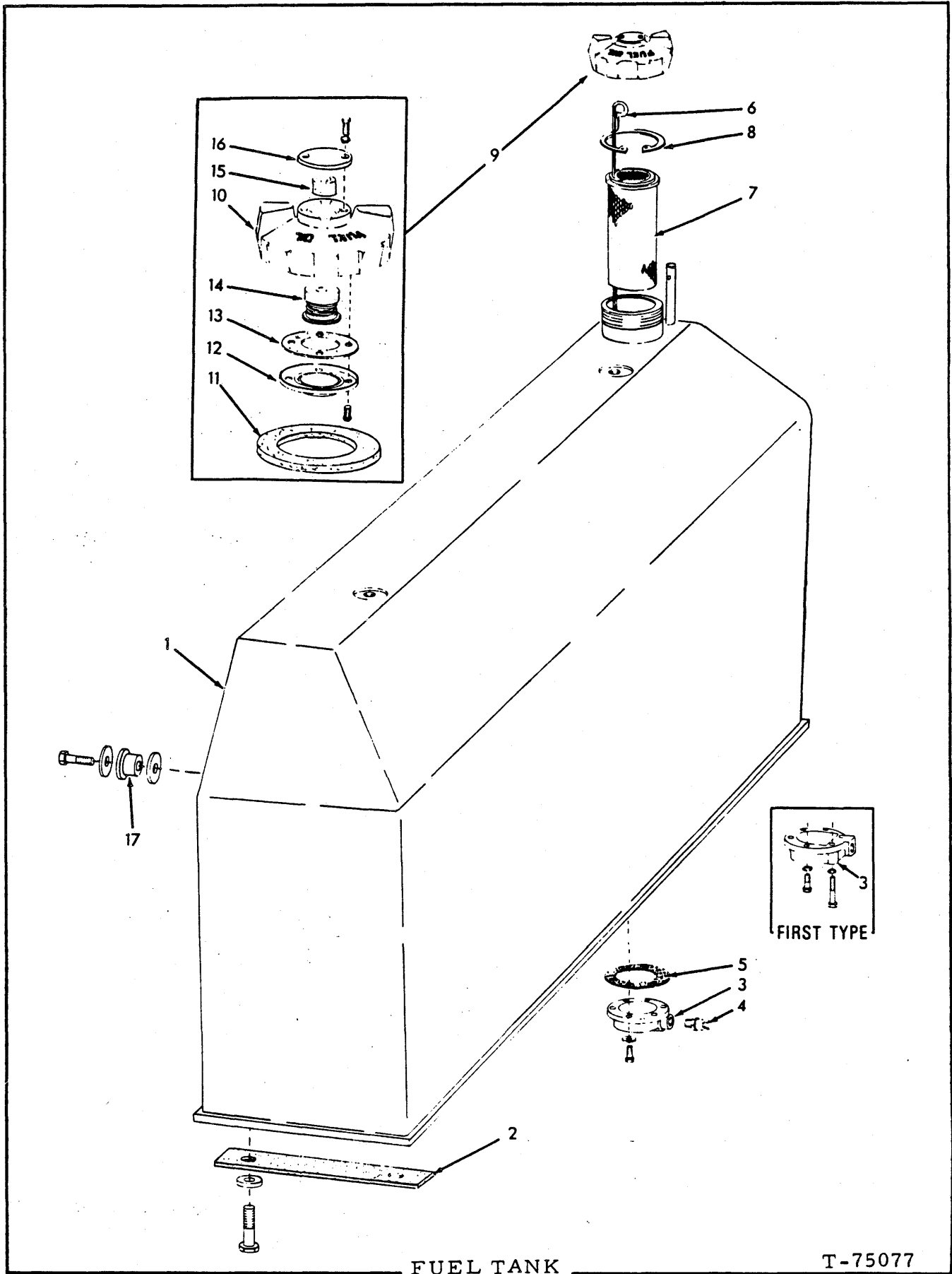
(Continued)

OIL FILTER (By-pass type)(Continued)

ITEM	PART NO.	QTY.	DESCRIPTION
		* **	
22	70084897	1 -	PLUG
23	70084899	1 -	WASHER
24	74061786	- 1	BRACKET ASSY. (2 piece, includes hardware. Serviced only as a unit)
25	74059810	- 1	CAGE
26	74059811	- 1	SPRING
27	74059812	- 1	DISC
28	74253555	- 1	RING
29	74061789	- 1	VALVE, check

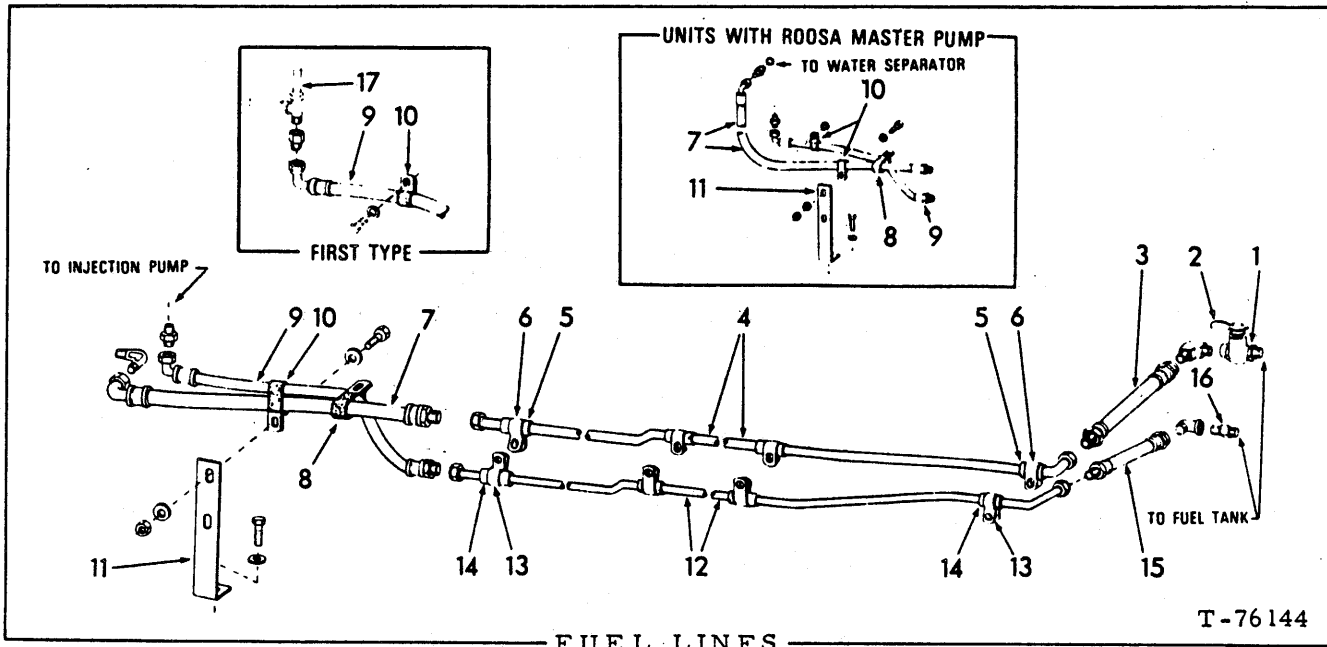
} First type. Order item 29.





FUEL TANK

ITEM	PART NO.	QTY.	DESCRIPTION	
1	70682516	1	TANK, fuel	
	70928291	8	CAPSCREW, Nylok, 3/4"NC x 2-1/2"	
	70677012	8	WASHER	
2	70672523	4	PAD, tank mounting (fabric)	
3	70662132	1	COVER, fuel tank drain	
	70921076	4	CAPSCREW, 3/8"NC x 1-1/4"	} Tractors prior to #19453
	70920996	2	CAPSCREW, 3/8"NC x 2-1/4"	
	70910287	6	LOCKWASHER, 3/8"	
	70695807	1	COVER, fuel tank drain (stamped)	} Tractor #19453 and up
	70922262	6	CAPSCREW, 3/8"NC x 7/8"	
	70930370	6	WASHER	
4	70633519	1	COCK, drain	
5	70656227	1	GASKET, drain cover	
6	70664075	1	GAUGE, fuel level	
7	70650509	1	STRAINER, fuel filler	
8	70654840	1	RING, snap, fuel strainer	
9	70668252	1	CAP ASSY., fuel tank (Consists of items 10 thru 16)	
10	-----	1	CAP only (Not serviced separately)	
11	70668263	1	GASKET, cap	
12	70668806	1	SEAT, relief valve	
	70926699	4	SCREW, fil-hd., brass, #10-24NC x 3/8"	
13	70668806	1	GASKET, valve seat	
14	70668805	1	VALVE ASSY., relief (Serviced only as a unit)	
15	70664867	1	ELEMENT, air filter	
16	70668262	1	COVER, tank cap	
	70921181	2	SCREW ASSY., #10-24NC x 1/2" (Includes lockwasher)	
17	70642441	4	SNUBBER, vibration	
	70927543	4	CAPSCREW, 1/2"NF x 2-1/4"	
	70092163	8	WASHER	



FUEL LINES

T-76144

ITEM	PART NO.	QTY.	DESCRIPTION	
1	70092727	1	COCK, fuel shut-off (Includes item 2)	
2	70082189	1	HANDLE, fuel shut-off cock	
3	70650967	1	HOSE, fuel supply line, rear (See HOSE PARTS)(Not used when special Heavy-duty Fuel Filter is installed)	
	70919206	1	ELBOW, flare type, 90°, 1/2" tube, 3/8" NPT male	
4	70675241	1	TUBE ASSY., fuel supply line (Includes nuts)	
5	70093752	4	BOOT, protecting, supply tube (rubber)	
6	70097534	4	CLIP, supporting, supply tube	
7	70675280	1	HOSE, fuel supply line, front (See HOSE PARTS)(Engine prior to serial No. 11-24069. Equipped with "Bosch" Injection Pump)	
	70922872	1		ELBOW, flare type, 90°, 1/2" tube, 1/4" NPT male
	70696012	1	HOSE, fuel supply line, front (Engine #11-24069 and up equipped with "Roosa-Master" Injection Pump)	
	70924403	1	CONNECTOR, flare type, 1/2" tube, straight thd. (Includes O-RING)	
	70921349	1	O-RING	
8	70643941	2	CLIP, hose supporting (double-hose)	
9	70650765	1	HOSE, fuel return line, front (See HOSE PARTS)(Tractors prior to unit #17579)	
	70924649	1		CONNECTOR, flare type, 3/8" tube, 1/8" NPT female
9	70682954	1	HOSE, fuel return line, front	
	70919062	1		CONNECTOR, flare type, 3/8" tube, 1/4" NPT male (Engine prior to serial No. 11-24069 equipped with "Bosch" Injection Pump)
	70924649	1		CONNECTOR, flare type, 3/8" tube, 1/8" NPT female (Engine #11-24069 and up equipped with "Roosa-Master" Injection Pump)

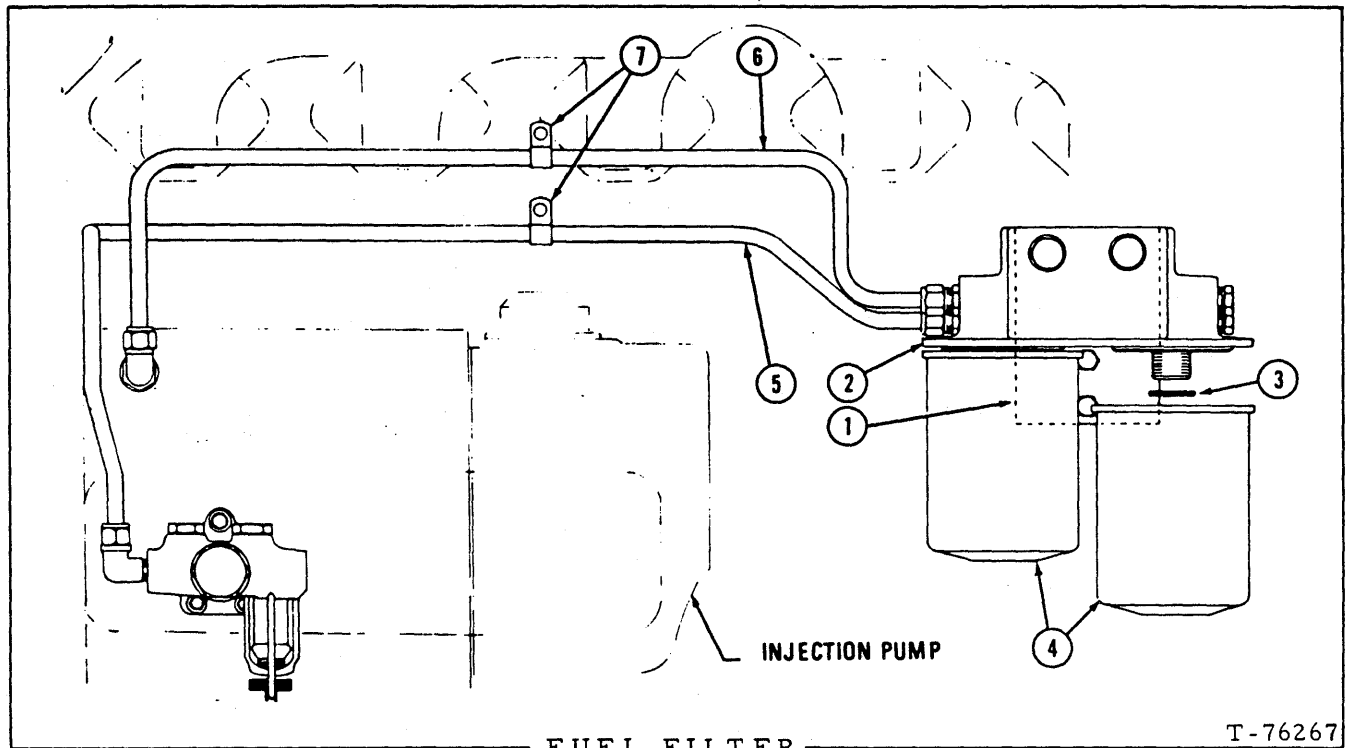
Tractors unit #17579 and up

(Continued)

FUEL LINES (Continued)

ITEM	PART NO.	QTY.	DESCRIPTION	
10	70637741	1	CLIP, fuel return hose (single-hose)(Tractors prior to unit #17579 also used on Engine #11-24069 and up equipped with "Roosa-Master" Injection Pump)	} Tractor unit #17579 and up
	70901165	1	WASHER, plain, U. S. S. Std., 5/16"	
	70643941	1	CLIP, fuel return hose (double-hose)(Engines prior to serial No. 11-24069 equipped with "Bosch" Injection Pump)	
	70621304	1	CLIP, fuel supply hose (single-hose)(Engines #11-24069 and up equipped with "Roosa-Master" Injection Pump)	
	70921076	1	CAPSCREW, 3/8"NC x 1-1/4"	
	70677006	2	WASHER, plain	
	70911026	1	NUT, 3/8"NC	
11	70682967	1	ANGLE, hose supporting	} Tractors unit #17579 and up
	70920582	1	CAPSCREW, 1/2"NC x 1-1/4"	
	70677008	1	WASHER, plain	
12	70675242	1	TUBE ASSY., fuel return line (Includes nuts)	
13	70055234	4	CLIP, supporting, return tube	
14	70093751	4	BOOT, protecting, return tube (rubber)	
15	70681242	1	HOSE, fuel return line, rear (See HOSE PARTS)	
	70921852	1	ELBOW, flare type, 90°, 3/8" tube, 1/4"NPT female	
16	70914378	1	VALVE, shut-off, fuel return line (1/4"NPT)	
17	-----	-	See INJECTION FUEL RETURN LINES	

MEMO

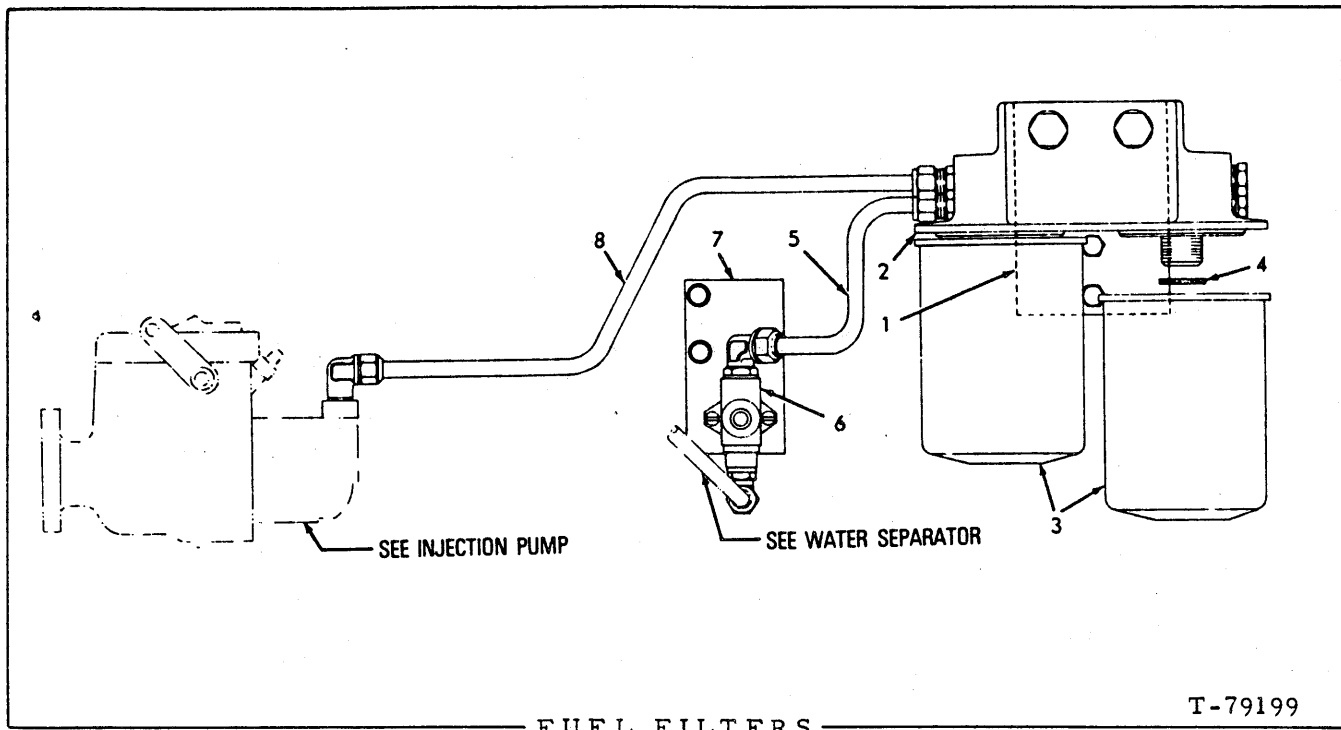


FUEL FILTER

T-76267

USAGE: Engines prior to serial No. 11-24069

ITEM	PART NO.	QTY.	DESCRIPTION
1	74359666	1	BRACKET, filter mounting
	70914670	2	CAPSCREW, 5/16"NC x 1-1/4"
	70904205	2	LOCKWASHER, 5/16"
2	74393077	1	HEAD ASSY., fuel filter
	70922577	2	PLUG, pipe, hex-hd., 9/16" straight thd. (Includes O-RING)
	70921885	2	O-RING
	70918683	2	CAPSCREW, 1/2"NC x 1-1/4"
	70904208	2	LOCKWASHER, 1/2"
	70912333	2	WASHER, plain
	3	-----	2
4	74028945	2	ELEMENT, fuel filter (Includes item 3)
	5	74359689	1
6	70917810	2	NUT, Imperial, 3/8" tube
	70917807	2	SLEEVE, Imperial, 3/8" tube
	70920280	1	ELBOW, Imperial, 3/8" tube, 1/4"NPT male
	74359776	1	CONNECTOR (Includes O-RING)
	70921885	1	O-RING
7	74359688	1	TUBE, filter to pump
	70917810	2	NUT, Imperial, 3/8" tube
	70917807	2	SLEEVE, Imperial, 3/8" tube
	70920280	1	ELBOW, Imperial, 3/8" tube, 1/4"NPT male
	74359776	1	CONNECTOR, (Includes O-RING)
	70921885	1	O-RING
7	74255740	2	CLAMP, tube supporting



USAGE: Engine serial No. 11-24069 and up

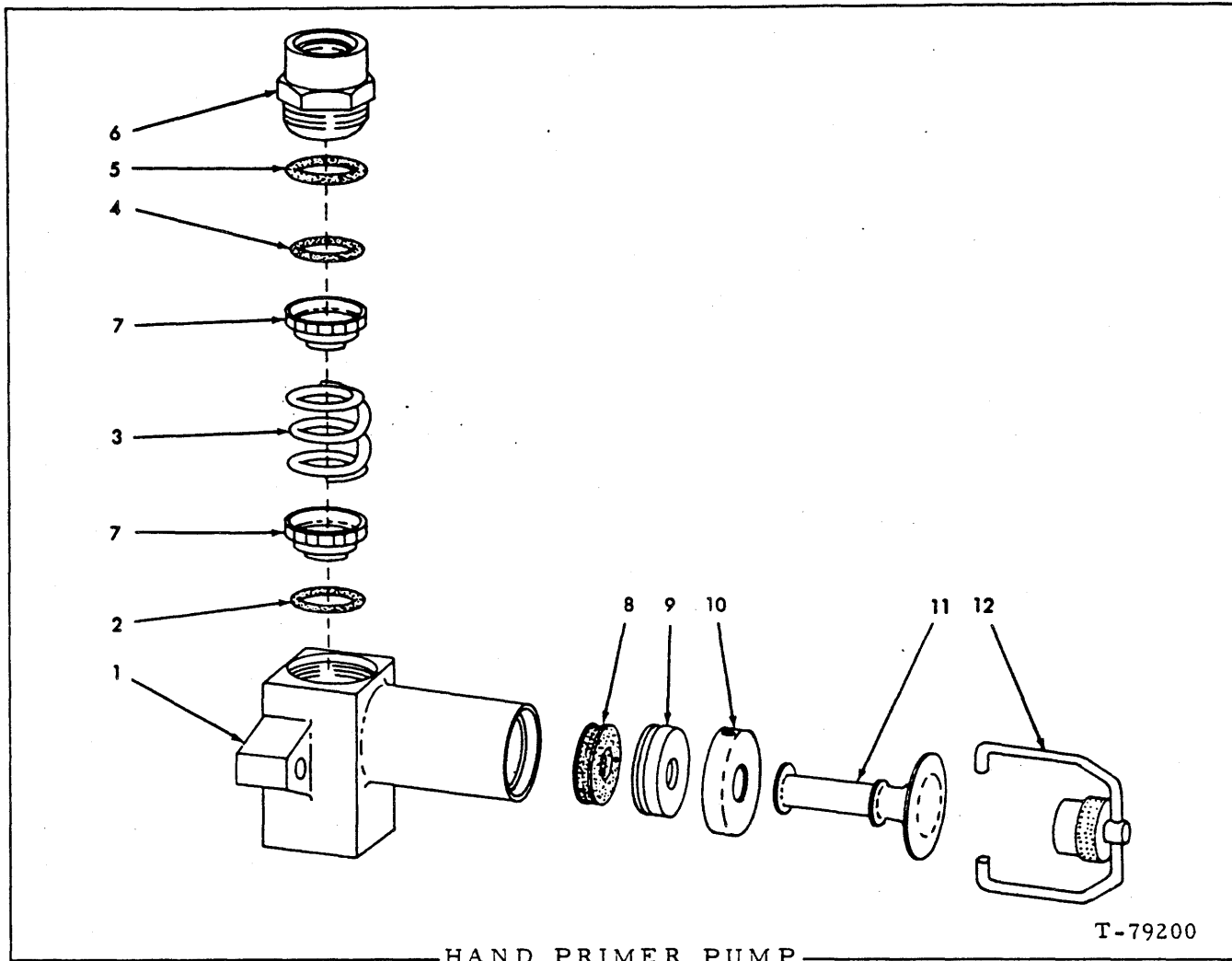
ITEM	PART NO.	QTY.	DESCRIPTION
1	74359666	1	BRACKET, filter mounting
	70914670	2	CAPSCREW, 5/16"NC x 1-1/4"
	70904205	2	LOCKWASHER, 5/16"
2	74393077	1	HEAD ASSY., fuel filter (Includes insert which is not serviced separately)
	70922577	2	PLUG, hex-hd., 9/16" straight thd. (Includes O-RING)
	70921885	2	O-RING
	70918683	2	CAPSCREW, 1/2"NC x 1-1/4"
	70904208	2	LOCKWASHER, 1/2"
	70912333	2	WASHER, plain
3	74028945	2	ELEMENT, fuel filter (Includes item 4)
4	-----	2	O-RING (Not serviced)
5	74321191	1	TUBE, hand pump to filter
	70917807	2	SLEEVE, Imperial, 3/8" tube
	70917810	2	NUT, Imperial, 3/8" tube
	74359776	1	CONNECTOR (Includes O-RING)
	70921885	1	O-RING
	74023720	1	ELBOW (Includes O-RING)
	70921884	1	O-RING
6	-----	1	PUMP, hand primer (See page 60)
	70902174	2	SCREW, machine, #10NF x 7/8"
	70904203	2	LOCKWASHER, #10

(Continued)

FUEL FILTERS (Continued)

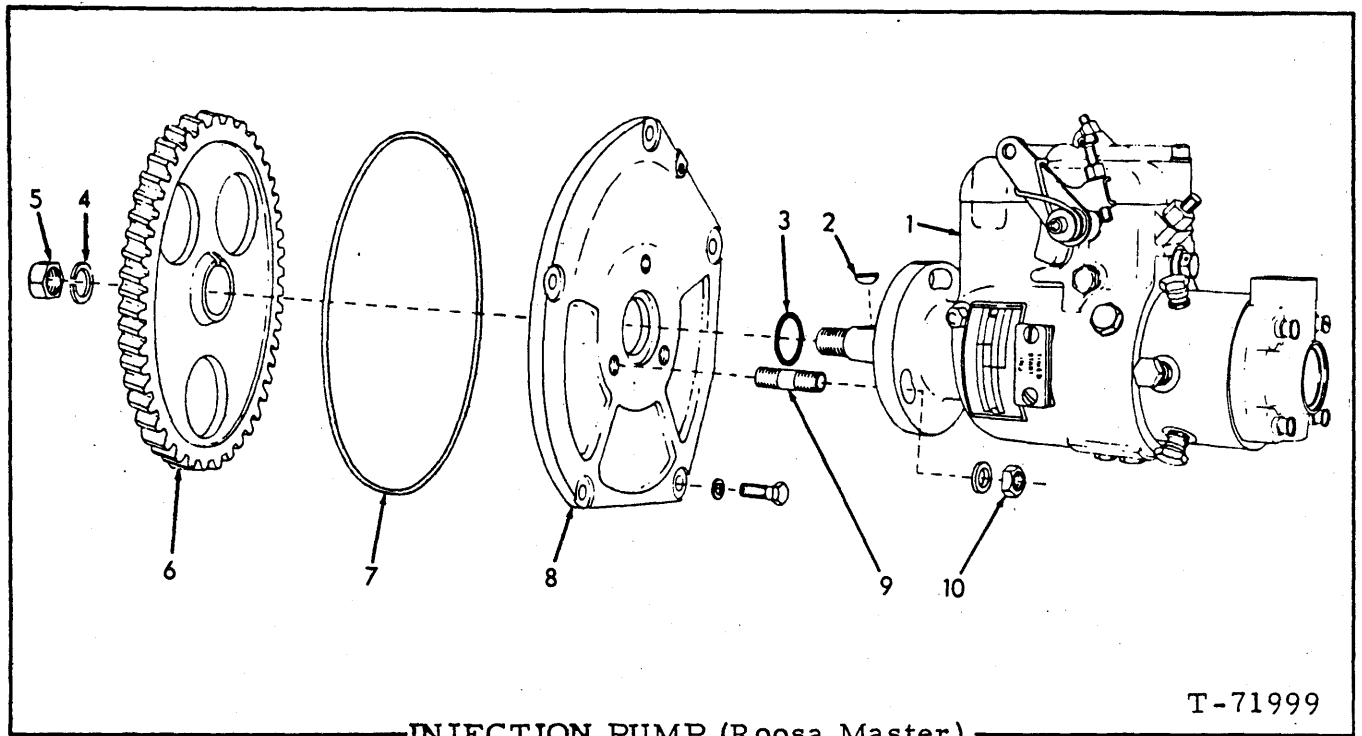
ITEM	PART NO.	QTY.	DESCRIPTION
7	74321190	1	BRACKET, hand pump mounting
	70914392	2	CAPSCREW, 5/16"NC x 1"
	70904205	2	LOCKWASHER, 5/16"
	70929100	1	WASHER, plain
8	74321192	1	TUBE ASSY. (Includes NUTS and SLEEVES)
	70917807	2	SLEEVE, Imperial, 3/8" tube
	70917810	2	NUT, Imperial, 3/8" tube
	74359776	1	CONNECTOR (Includes O-RING)
	70921885	1	O-RING
	70920280	1	ELBOW, Imperial, 90°, 3/8" tube, 1/4" NPT male





USAGE: See page 58. Engine serial No. 11-24069 and up.

ITEM	PART NO.	QTY.	DESCRIPTION
-	74024229	1	PUMP ASSY., primer (Includes items 1 thru 12)
1	-----	1	BODY, pump (Not serviced separately)
2	74060695	1	O-RING
3	74050638	1	SPRING, valve retainer
4	74048649	1	SEAL, valve nut (inner)
5	74050645	1	RING, seal, valve nut
6	74060956	1	NUT, valve
7	74050637	2	VALVE, primer pump
8	74053035	1	SEAL, piston
9	74053037	1	GUIDE, plunger
10	74059620	1	CAP, guide retainer
11	74053036	1	PLUNGER, pump
12	74050646	1	CLAMP ASSY. (Includes screw and wire)

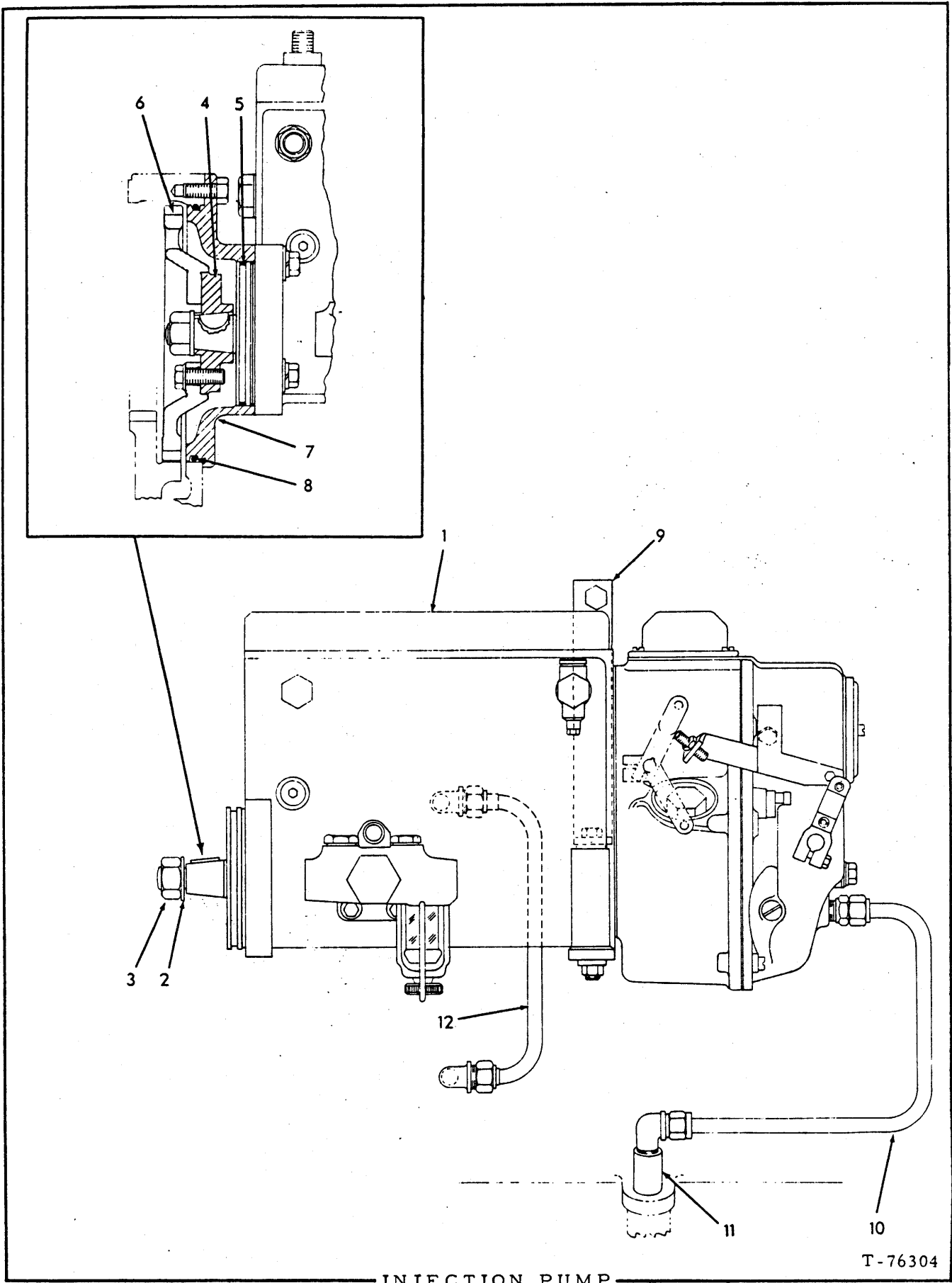


INJECTION PUMP (Roosa Master)

**USAGE:** Engine serial No. 11-24069 and up

ITEM	PART NO.	QTY.	DESCRIPTION
1	74321203	1	PUMP ASSY., injection (Includes items 2 thru 5. See your F-A dealer for pump service)(Engines prior to #11-26334)
	74321477	1	PUMP ASSY., injection (Includes items 2 thru 5. See your F-A dealer for pump service)(Engine #11-26334 & up)
2	70910224	1	KEY, #6 woodruff, 5/32" x 5/8"
3	74048596	1	SEAL, pump mounting
4	74048598	1	LOCKWASHER, gear retaining
5	74048597	1	NUT, gear retaining
6	74354362	1	GEAR, pump drive
7	70924139	1	O-RING, pump mounting cover
8	74320703	1	COVER ASSY., pump mounting (Includes item 9)
	70920473	5	CAPSCREW, Nylok, 3/8"NC x 3/4"
9	74344938	3	STUD, pump attaching
10	70910123	3	NUT, 3/8"NF
	74371718	3	WASHER, serrated
	70910287	3	LOCKWASHER, 3/8"

(Revised June 1977)



INJECTION PUMP

T-76304

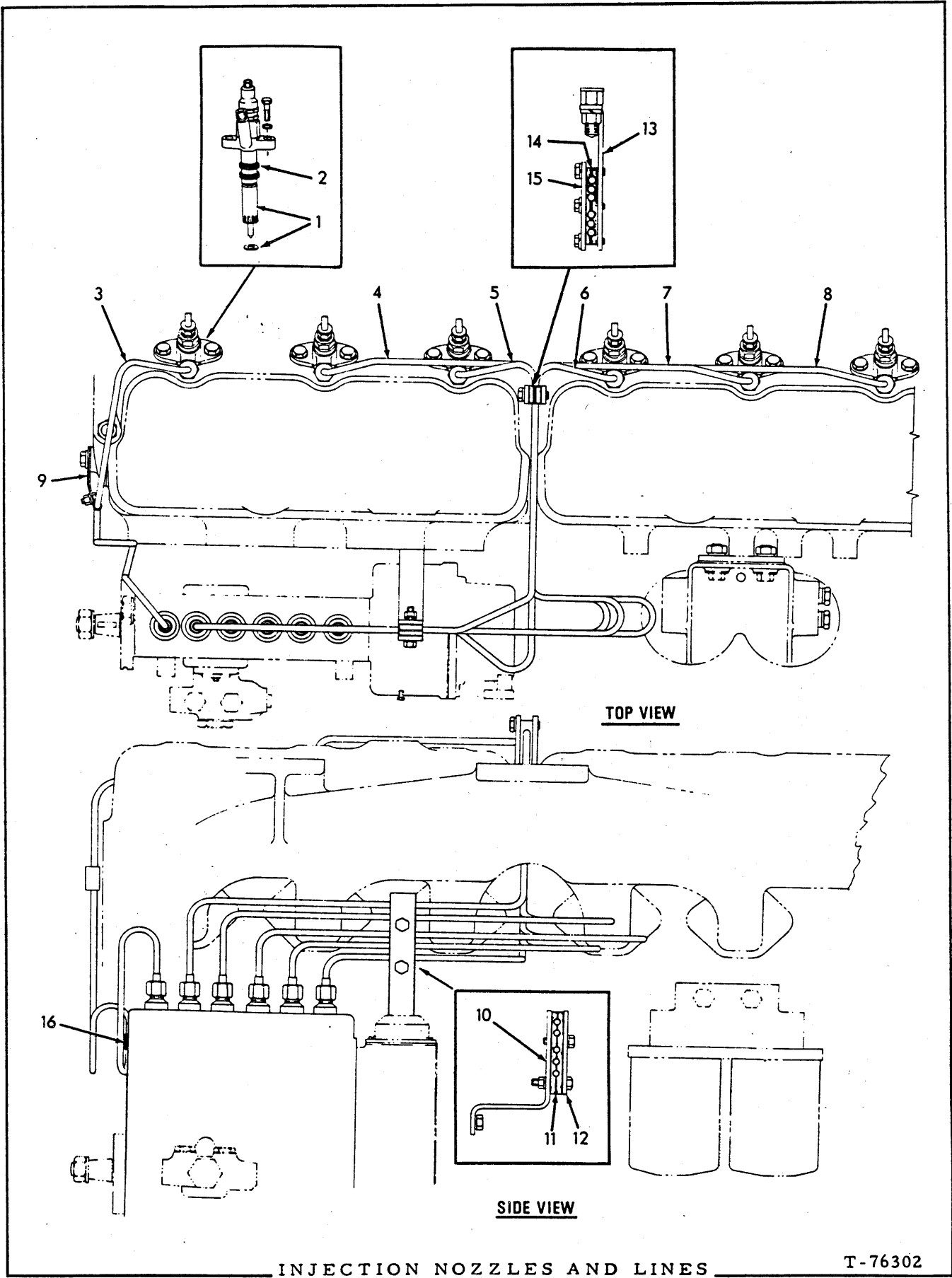
INJECTION PUMP

USAGE: Engines prior to serial No. 11-24069

ITEM PART NO. QTY. DESCRIPTION

1	74061285	1	PUMP KIT, injection (Includes item 2 thru 5)(Service replacement for original factory adjusted PUMP ASSEMBLIES 74359830, 74320754 and 74320941, requires calibration)
	74060141	1	KEY
	70914847	4	CAPSCREW, 3/8"NC x 1-1/2"
	70916275	1	CAPSCREW, 3/8"NC x 3-3/4"
	74344674	2	WASHER, plain
	70904206	4	LOCKWASHER, 3/8"
	70914900	4	WASHER, plain
	70910324	1	NUT, 3/8"NC
2	74060140	1	LOCKWASHER, adaptor retaining
3	74060139	1	NUT, adaptor retaining
4	74359663	1	ADAPTOR, gear mounting
5	74060799	1	O-RING, pump mounting
6	74359345	1	GEAR, pump driving (Engines prior to #11-18538)
	74359912	1	GEAR, pump driving (Engines #11-18538 and up)
	74255060	3	CAPSCREW, 3/8"NC x 1"
7	-----	1	COVER, pump mounting (Engines prior to #11-18538)(Order COVER 74359911, 1 SETSCREW 70922747 and 2 PLUG 70918887)
	70920333	1	PLUG, pipe
	70920473	5	CAPSCREW, Nylok, 3/8"NC x 3/4"
	74359911	1	COVER, pump mounting (Engines #11-18538 and up)
	70918887	2	PLUG, pipe, ctsk. -hex-socket, 3/8"NPT
	70922747	1	SETSCREW, nylok
	70920473	4	CAPSCREW, nylok, 3/8"NC x 3/4"
8	70924139	1	□ O-RING, pump mounting cover
9	74359348	1	BRACKET, pump mounting, rear
	70915408	1	CAPSCREW, 3/8"NC x 3/4"
	70904206	1	LOCKWASHER, 3/8"
10	74359661	1	TUBE ASSY. (Includes NUTS and SLEEVES)
	70917810	2	NUT, Imperial, 3/8" tube
	70917807	2	SLEEVE, Imperial, 3/8" tube (rubber)
	70920279	1	CONNECTOR, Imperial, 3/8" tube, 1/4"NPT
	70920280	1	ELBOW, Imperial, 3/8" tube, 1/4"NPT
11	74359667	1	PIPE
12	74359344	1	TUBE ASSY. (Includes NUTS and SLEEVES)
	70917810	2	NUT Imperial 3/8" tube
	70917807	2	SLEEVE, Imperial 3/8" tube
	70920790	2	ELBOW, Imperial, 3/8" tube, 1/8"NPT

(Revised July 1977)



INJECTION NOZZLES AND LINES

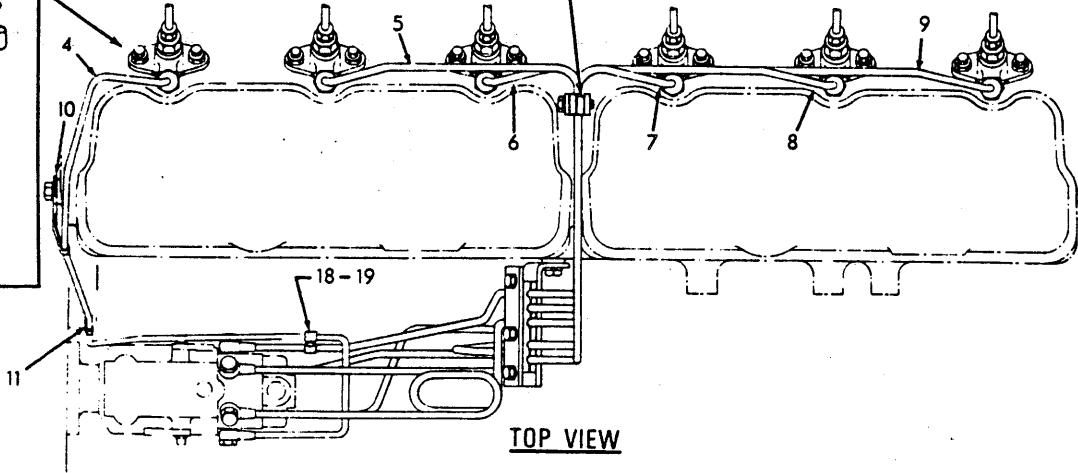
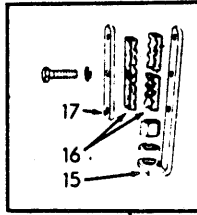
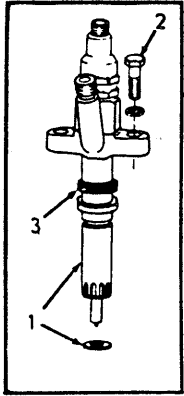
T-76302

## INJECTION NOZZLES AND LINES

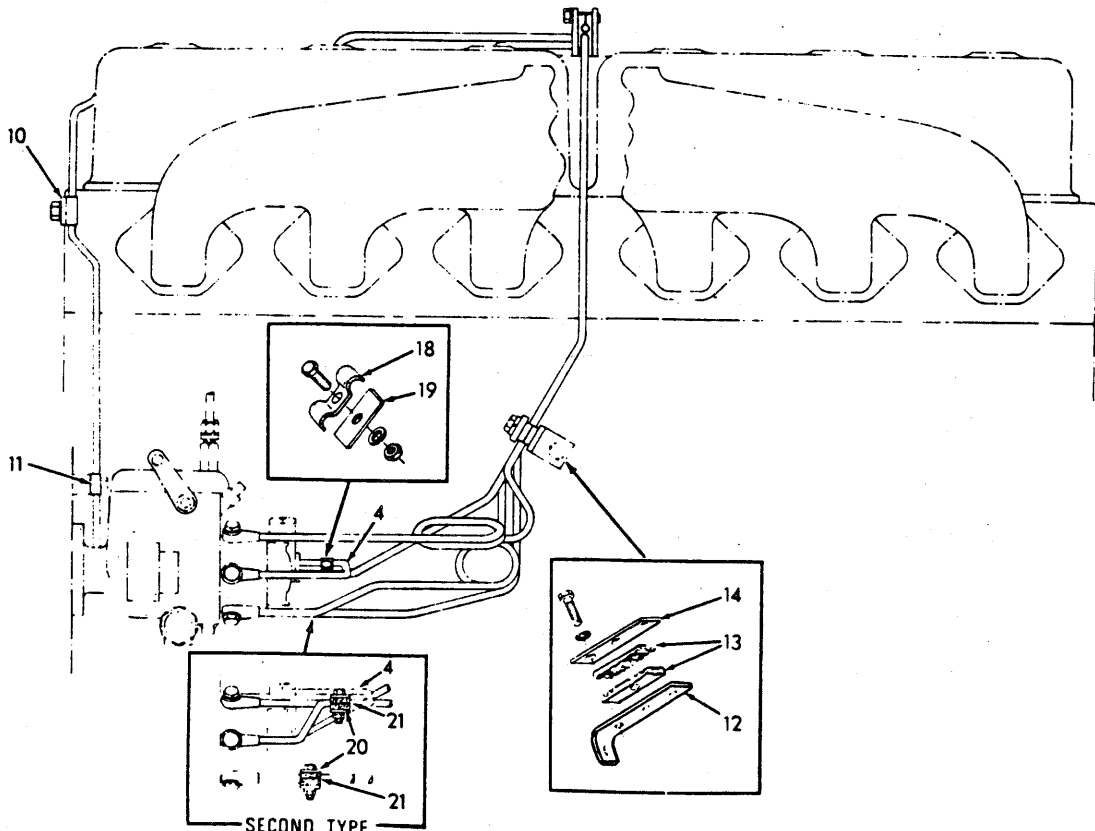
USAGE: Engines prior to serial No. 11-24069

ITEM	PART NO.	QTY.	DESCRIPTION
1	-----	6	HOLDER ASSY., injection nozzles (See page 75 and 76)
	70914847	12	CAPSCREW, 3/8"NC x 1-1/2"
	70904206	12	LOCKWASHER, 3/8"
2	74025385	12	SHIELD, dirt
3	74359326	1	TUBE ASSY., fuel injection (#1 cylinder)
4	74359327	1	TUBE ASSY., fuel injection #2 cylinder)
5	74359328	1	TUBE ASSY., fuel injection (#3 cylinder)
6	74359329	1	TUBE ASSY., fuel injection (#4 cylinder)
7	74359330	1	TUBE ASSY., fuel injection (#5 cylinder)
8	74359331	1	TUBE ASSY., fuel injection (#6 cylinder)
9	74256001	1	CLIP, injection tube (#1 cylinder)
	70916284	1	CAPSCREW, 1/4"NC x 1/2"
	70910285	1	LOCKWASHER, 1/4"
	70910880	1	NUT, 1/4"NC
10	74359333	1	BRACKET, tube supporting, lower
	70915408	1	CAPSCREW, 3/8"NC x 3/4"
	70904206	1	LOCKWASHER, 3/8"
11	74336532	2	SPACER, injection tubes, lower
12	74339334	1	PLATE, clamping, injection tubes, lower
	70914670	1	CAPSCREW, 5/16"NC x 1-1/8"
	70916279	1	CAPSCREW, 5/16"NC x 1-1/2"
	70904205	2	LOCKWASHER, 5/16"
	70910323	1	NUT, 5/16"NC
13	74321702	1	BRACKET, tube supporting, upper
	70910195	1	NUT, 1/2"NF
	70904208	1	LOCKWASHER, 1/2"
14	74507359	2	SPACER, injection tubes, upper
15	74336250	1	CLAMP, injection tubes, upper
	70914670	3	CAPSCREW, 5/16"NC x 1-1/8"
	70904205	3	LOCKWASHER, 5/16"
16	70930719	1	CLAMP
	70929911	1	CAPSCREW
	70910285	1	LOCKWASHER, 1/4"

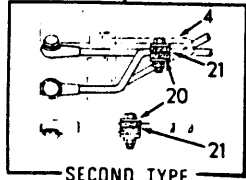
(Revised July 1977)



TOP VIEW



SIDE VIEW



SECOND TYPE

INJECTION NOZZLES AND LINES (Roosa Master)

T-71998

INJECTION NOZZLES AND LINES (Roosa Master)

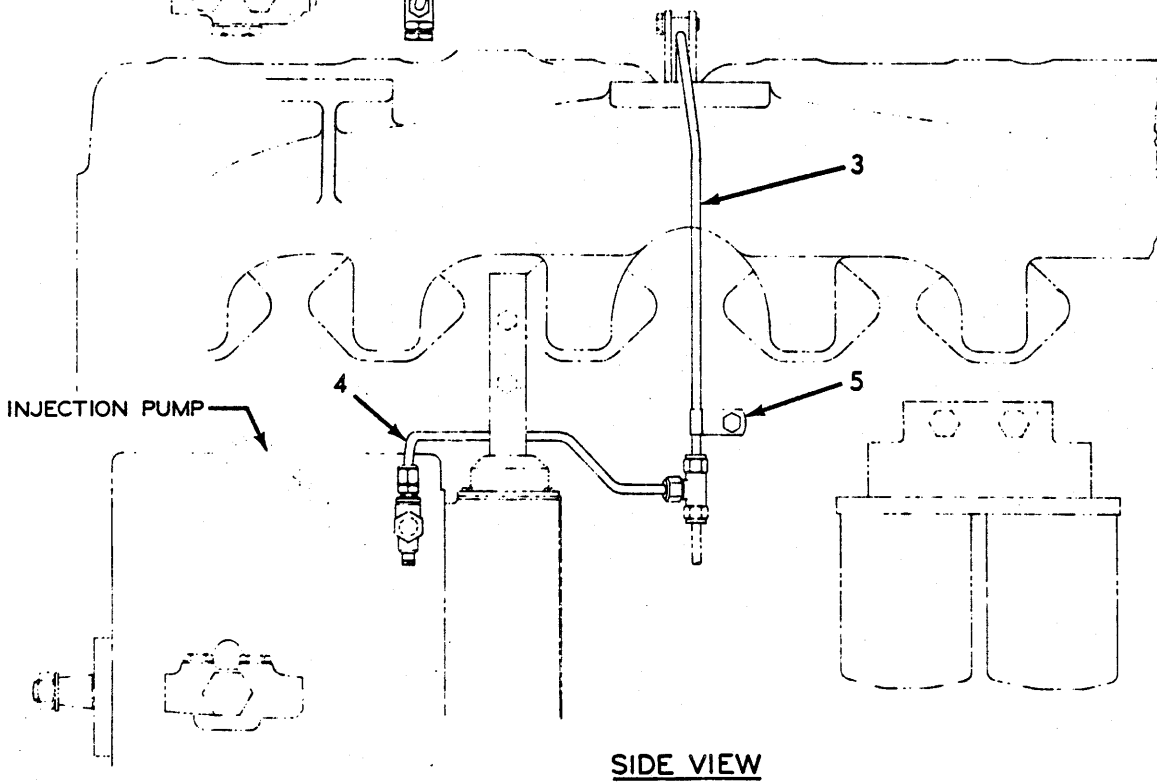
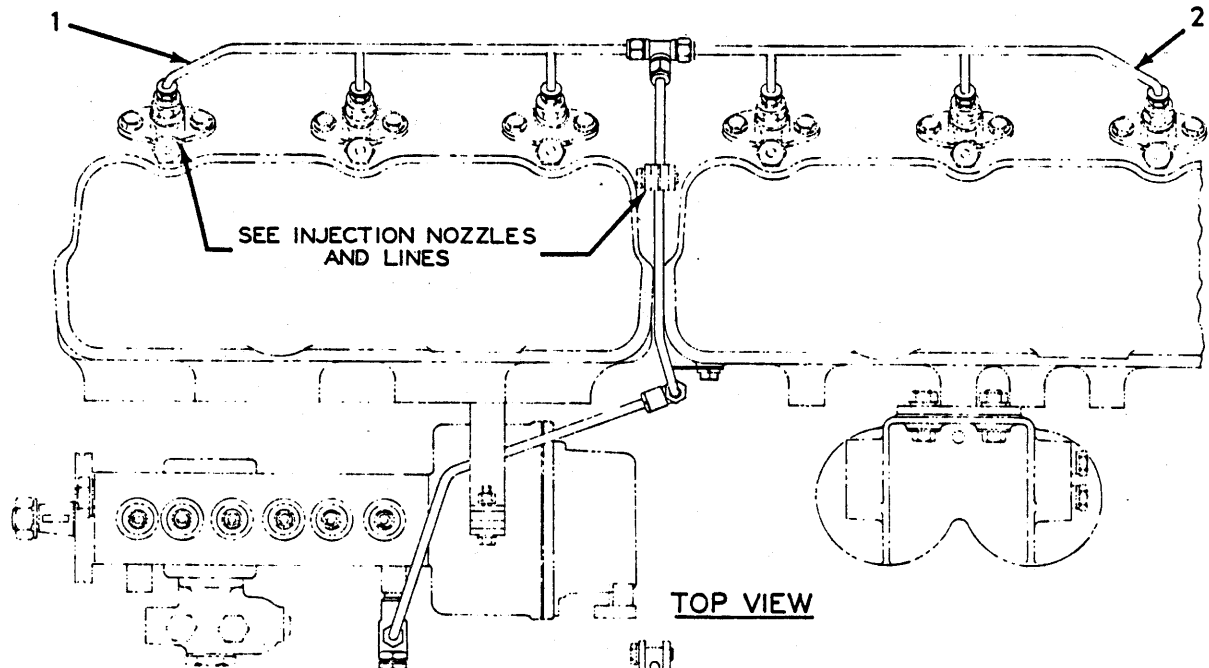
\* Engines Serial No. 11-24069 thru 11-26884

\*\* Engine Serial No. 11-26885 and up

ITEM	PART NO.	QTY.	DESCRIPTION
		* **	
1	74320642	6 6	HOLDER ASSY., injection nozzles (See page 76)
2	70914847	12 12	CAPSCREW, 3/8" NC x 1-1/2"
	70904206	12 12	LOCKWASHER, 3/8"
3	74025385	12 12	SHIELD, dirt
4	74359567	1 -	TUBE, fuel injection (#1 cylinder)
	74321795	- 1	TUBE, fuel injection (#1 cylinder)
5	74339559	1 -	TUBE, fuel injection (#2 cylinder)
	74321706	- 1	TUBE, fuel injection (#2 cylinder)
6	74339560	1 -	TUBE, fuel injection (#3 cylinder)
	74321707	- 1	TUBE, fuel injection (#3 cylinder)
7	74339561	1 -	TUBE, fuel injection (#4 cylinder)
	74321708	- 1	TUBE, fuel injection (#4 cylinder)
8	74339562	1 -	TUBE, fuel injection (#5 cylinder)
	74321709	- 1	TUBE, fuel injection (#5 cylinder)
9	74339563	1 -	TUBE, fuel injection (#6 cylinder)
	74321710	- 1	TUBE, fuel injection (#6 cylinder)
10	74256009	1 1	CLIP, injection tube (#1 cylinder)
	70916284	1 1	CAPSCREW, 1/4" NC x 1/2"
	70904204	1 1	LOCKWASHER, 1/4"
	70910880	1 1	NUT, 1/4" NC
11	74354831	1 -	CLIP, injection tube (#1 cylinder)
	70926918	- 2	CLIP, injection tube (#1 cylinder)
	70916284	1 1	CAPSCREW, 1/4" NC x 1/2"
	70904204	1 1	LOCKWASHER, 1/4"
12	74339712	1 1	BRACKET, tube supporting, lower
13	74336532	2 2	SPACER, injection tubes, lower
14	74336531	1 1	PLATE, clamping, injection tubes, lower
	70914670	3 3	CAPSCREW, 5/16" NC x 1-1/8"
	70904205	3 3	LOCKWASHER, 5/16"
15	74321702	1 1	BRACKET, tube supporting, upper
	70910195	1 1	NUT, 1/2" NF
	70904208	1 1	LOCKWASHER, 1/2"
16	74507359	4 4	SPACER, injection tubes, upper
17	74336250	1 1	CLAMP, injection tubes, upper
	70914670	3 3	CAPSCREW, 5/16" NC x 1-1/8"
	70904205	1 1	LOCKWASHER, 5/16"
18	74513552	1 1	CLAMP, injection tubes
	70916278	1 1	CAPSCREW, 5/16" NC x 1/2"
	70904205	1 1	LOCKWASHER, 5/16"
	70910323	1 1	NUT, 5/16" NC
19	74359106	1 -	PLATE, injection tube clamp
20	74029255	- 4	CLAMP, injection tube clamp
	70915807	- 4	CAPSCREW, 5/16" NC x 1-1/4"
	70904205	- 4	LOCKWASHER, 5/16"
	70910323	- 4	NUT, 5/16" NC
21	74029254	- 4	SPACER (rubber)

(Revised June 1977)





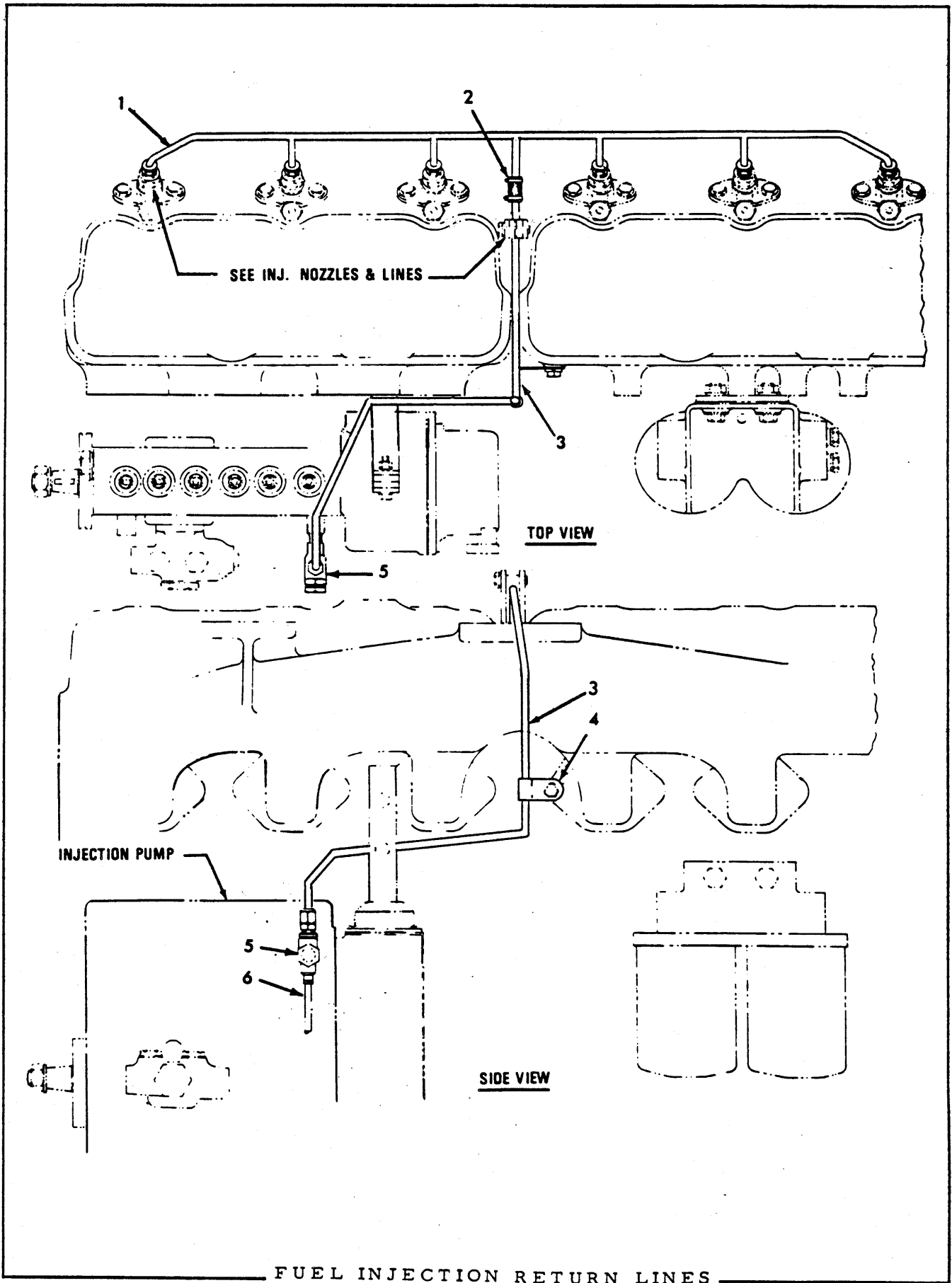
INJECTION FUEL RETURN LINES

T-76303

## INJECTION FUEL RETURN LINES

USAGE: Engines prior to serial No. 11-20378

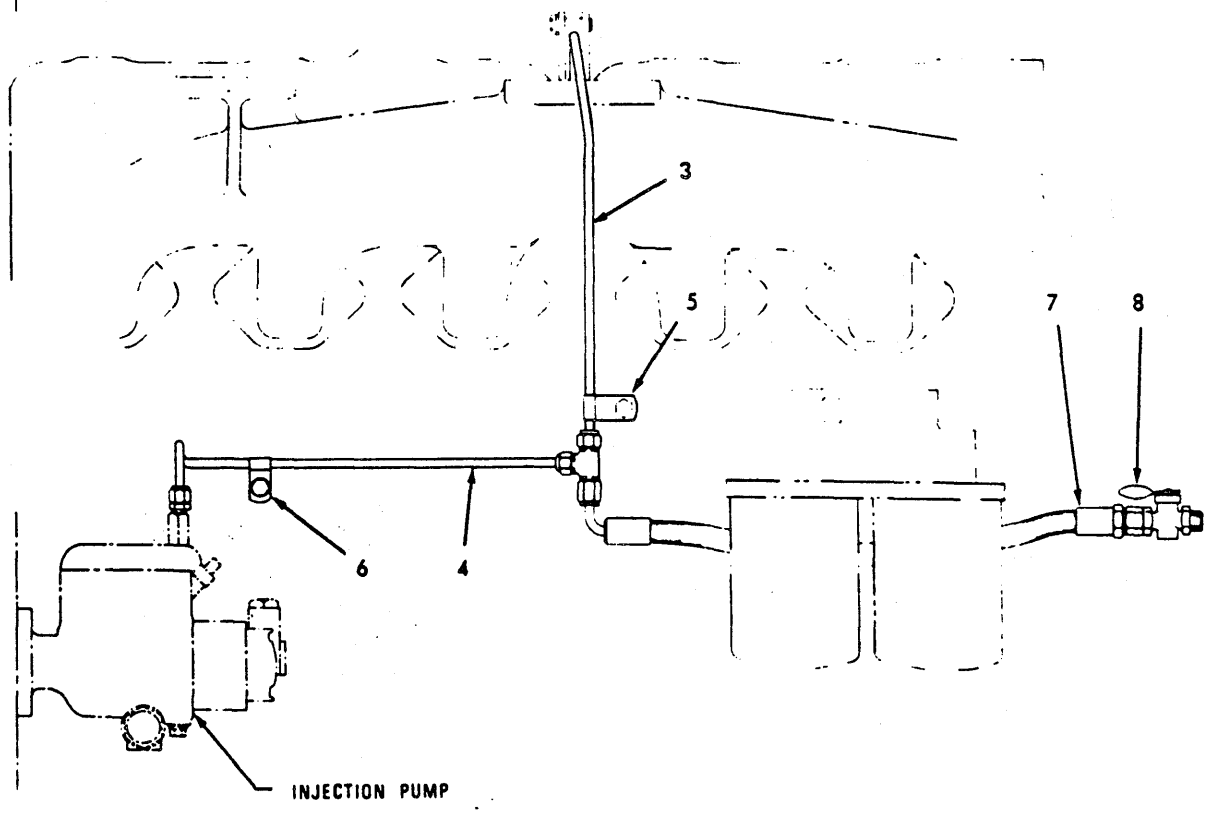
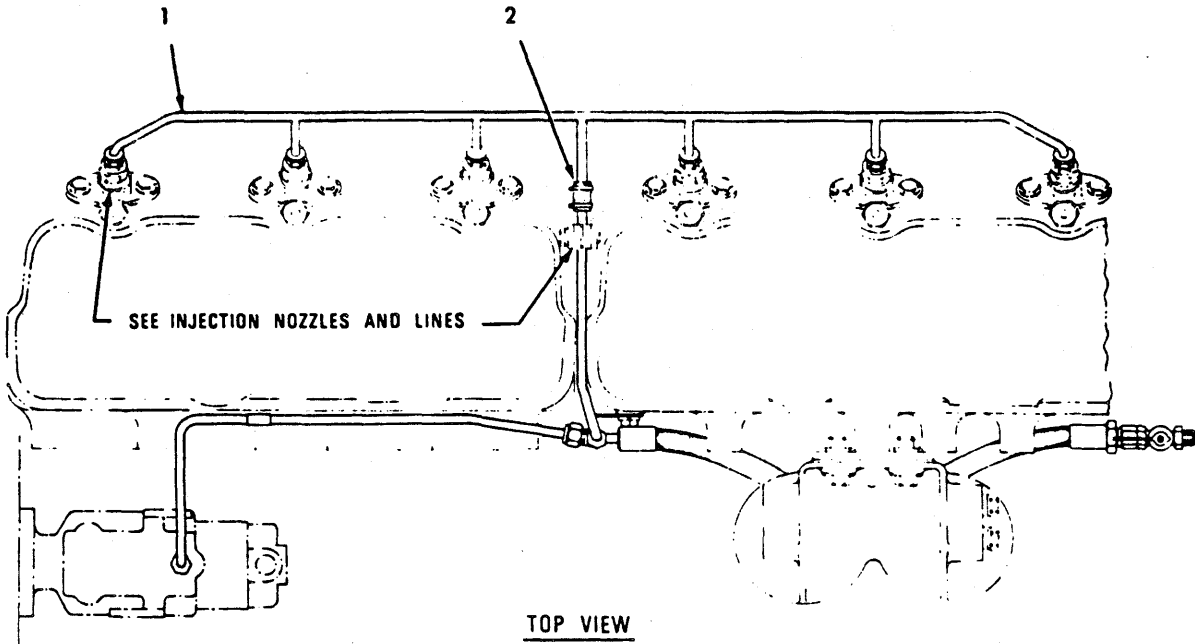
ITEM	PART NO.	QTY.	DESCRIPTION
1	74336680	1	MANIFOLD, front
	70917809	4	NUT, Imperial, 1/4" tube
	70917806	4	SLEEVE, Imperial, 1/4" tube
2	74336681	1	MANIFOLD, rear
	70917809	4	NUT, Imperial, 1/4" tube
	70917806	4	SLEEVE, Imperial, 1/4" tube
3	74359678	1	TUBE, manifold return
	70917809	2	NUT, Imperial, 1/4" tube
	70917806	2	SLEEVE, Imperial, 1/4" tube
	70919797	1	TEE, union, Imperial, 1/4" tube
	70920411	1	TEE, service, Imperial, 1/4" tube, 1/8" NPT male
4	74359337	1	TUBE, pump return
	70917809	2	NUT, Imperial, 1/4" tube
	70917806	2	SLEEVE, Imperial, 1/4" tube
	70919800	1	CONNECTOR, Imperial, 1/4" tube, 1/8" NPT male
5	74339949	1	CLAMP, manifold return tube
	70916277	1	CAPSCREW, 5/16" NC x 5/8"
	70904205	1	LOCKWASHER, 5/16"



FUEL INJECTION RETURN LINES

USAGE: Engines serial No. 11-20378 thru 11-24068

ITEM	PART NO.	QTY.	DESCRIPTION
1	74320638	1	MANIFOLD, front
	70917809	6	NUT, Imperial, 1/4" tube
	70917806	6	SLEEVE, Imperial, 1/4" tube
2	74514780	1	HOSE, tube to manifold
	70927450	2	CLAMP, hose
3	74320637	1	TUBE, manifold return
	70917809	1	NUT, Imperial, 1/4" tube
	70917806	1	SLEEVE, Imperial, 1/4" tube
	70919800	1	CONNECTOR, Imperial, 1/4" tube, 1/8" NPT male
4	74716090	1	CLAMP, manifold return tube
5	-----	-	See FUEL INJECTION PUMP Parts Catalog
6	-----	-	See FUEL LINES



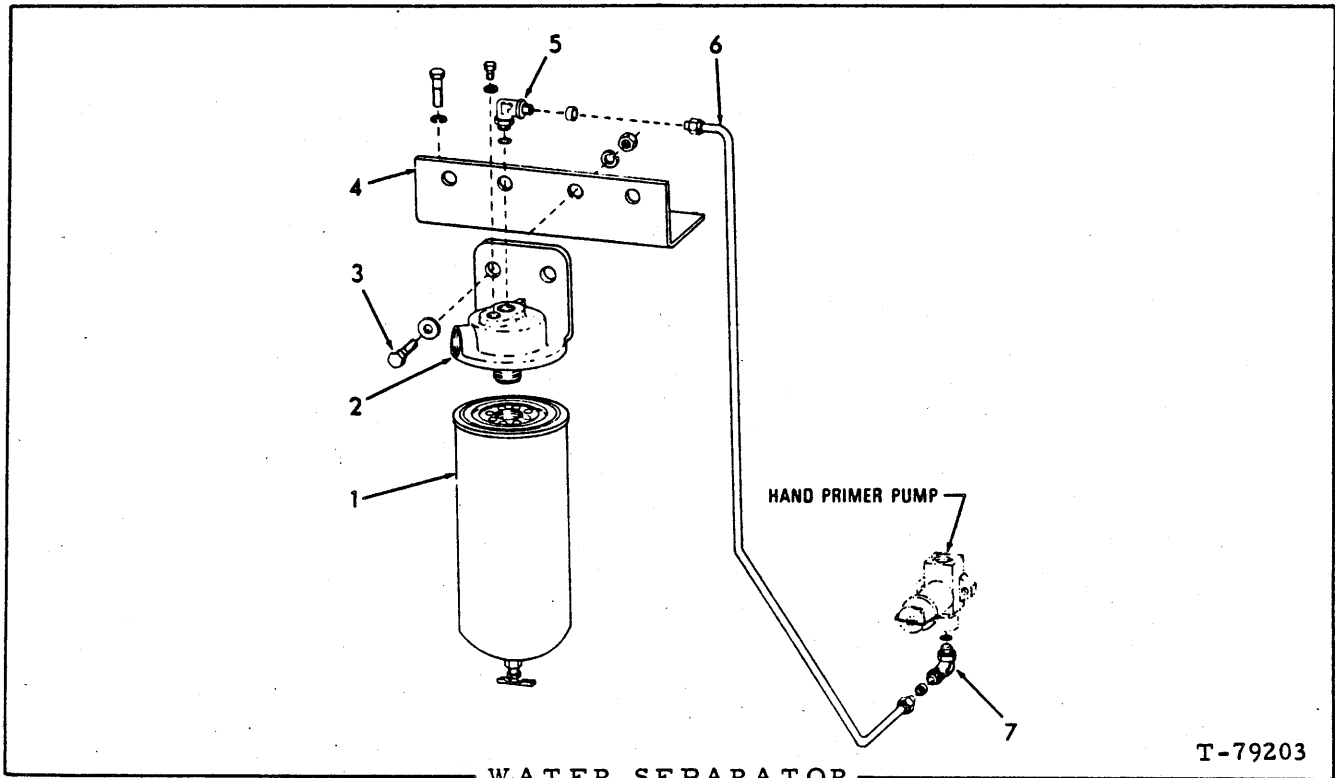
INJECTION FUEL RETURN LINES (Roosa-Master)

T-76303

INJECTION FUEL RETURN LINES (Roosa-Master)

USAGE: Engine serial No. 11-24069 and up.

ITEM	PART NO.	QTY.	DESCRIPTION
1	74320638	1	MANIFOLD, front
	70917809	6	NUT, Imperial, 1/4" tube
	70917806	6	SLEEVE, Imperial, 1/4" tube
2	74514780	1	HOSE, tube to manifold
	70927450	2	CLAMP, hose
3	74320636	1	TUBE, manifold return
	70917809	1	NUT, Imperial, 1/4" tube
	70917806	1	SLEEVE, Imperial, 1/4" tube
	70920411	1	TEE, service, Imperial, 1/4" tube, 1/8"NPT male
4	74339690	1	TUBE, pump return
	70917809	2	NUT, Imperial, 1/4" tube
	70917806	2	SLEEVE, Imperial, 1/4" tube
	70919800	1	CONNECTOR, Imperial, 1/4" tube, 1/8"NPT male
5	74339949	1	CLAMP, manifold return tube
	70916277	1	CAPSCREW, 5/16"NC x 5/8"
	70904205	1	LOCKWASHER, 5/16"
6	74253435	1	CLIP, pump return tube
	70916277	1	CAPSCREW, 5/16"NC x 5/8"
	70904205	1	LOCKWASHER 5/16"
7	70671042	1	HOSE, fuel return (See HOSE PARTS)
	70919174	1	CONNECTOR, flare type, 1/4" tube, 1/8"NPT female
	70919140	1	CONNECTOR, flare type, 1/4" tube, 1/4" NPT male
8	70099433	1	COCK, fuel shut-off (1/4"NPT male and female)



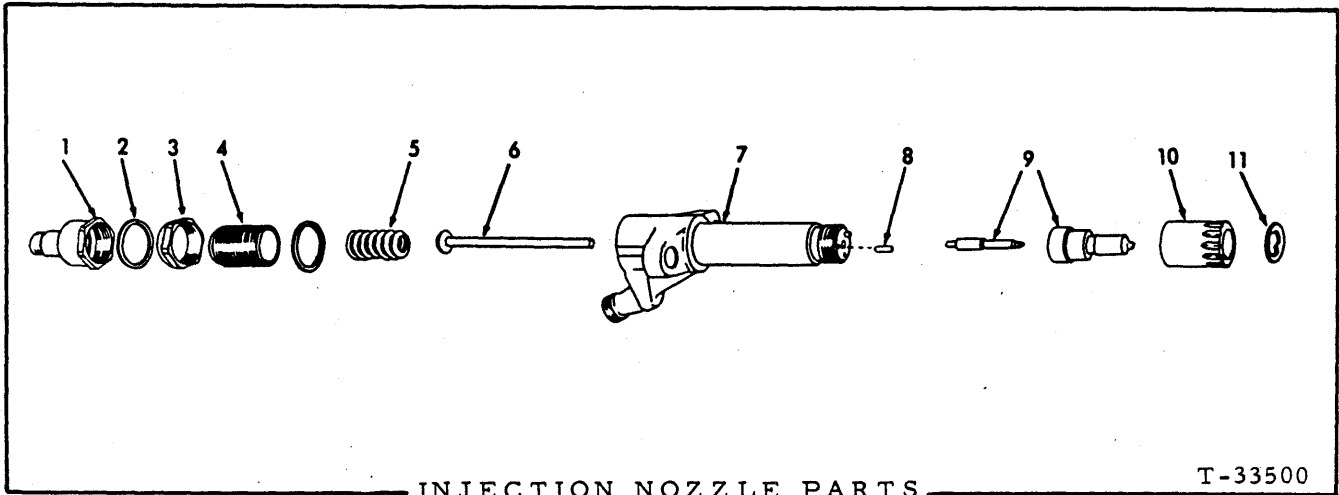
T-79203

WATER SEPARATOR

USAGE: Engine serial No. 11-24069 and up

ITEM	PART NO.	QTY.	DESCRIPTION
1	74394407	1	FILTER ELEMENT
2	74394408	1	BASE ASSY. (Includes insert and hardware indented below)
	70920612	1	CAPSCREW, 3/8"NF x 1/2"
	74251367	1	WASHER
3	70916191	2	CAPSCREW, 7/16"NC x 1-1/2"
	70910919	2	WASHER, plain
	70914678	2	LOCKWASHER, 7/16"
	70912201	2	NUT, 7/16"NC
4	74321112	1	BRACKET
	70916311	3	CAPSCREW, 1/2"NC x 1-1/4"
	70912441	3	LOCKWASHER, 1/2"
5	74023721	1	ELBOW ASSY. (Includes O-RING)
	70921885	1	O-RING
6	74321193	1	TUBE, filter to hand pump
	70917807	2	SLEEVE, Imperial, 3/8" tube
	70917810	2	NUT, Imperial, 3/8" tube
7	74023720	1	ELBOW ASSY. (Includes O-RING)
	70921884	1	O-RING

NOTE: See PAINTING AND MARKING



INJECTION NOZZLE PARTS

T-33500

USAGE: See page 65. Engines prior to serial No. 11-20378

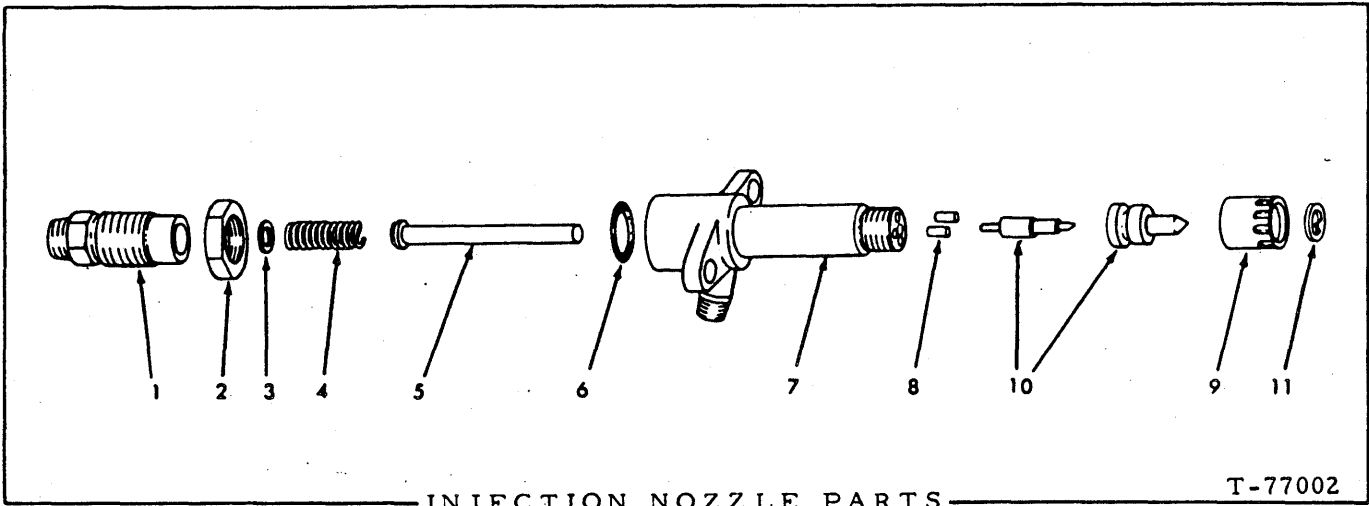
ITEM PART NO. QTY. DESCRIPTION

NOTE: Quantities indicated are for one (1) Holder Assembly only.

-	74359401	1	HOLDER ASSY. (Engines prior to #11-1899 excluding #11-18862 thru #11-18934)	} Not serviced. Order HOLDER ASSY. 74060856 and item 9
-	74359396	1	HOLDER ASSY. (Engines #11-18999 and up including #11-18862 thru #11-18934)	
-	74060856	1	HOLDER ASSY. (Includes items 1 thru 8, 10 and 11)	
1	74021227	1	CAP	
2	74511243	2	GASKET, cap nut	
3	74511213	1	NUT, locking	
4	74378033	1	SCREW, adjusting	
5	74380652	1	SPRING	
6	74380656	1	SPINDLE	
7	-----	1	BODY (Not serviced separately)	
8	74025149	2	PIN, nozzle locating	
9	74321932	1	NOZZLE ASSY., (Includes item 11 (For use with HOLDER ASSY. 74359401)	
	74321935	1	NOZZLE ASSY. (Includes item 11)(For use with HOLDER ASSY. 74359396 and HOLDER ASSY. 74060856)	
10	74380662	1	NUT, nozzle retaining	
11	74378031	1	□GASKET, nozzle holder	

(Revised September 1978)





INJECTION NOZZLE PARTS

T-77002

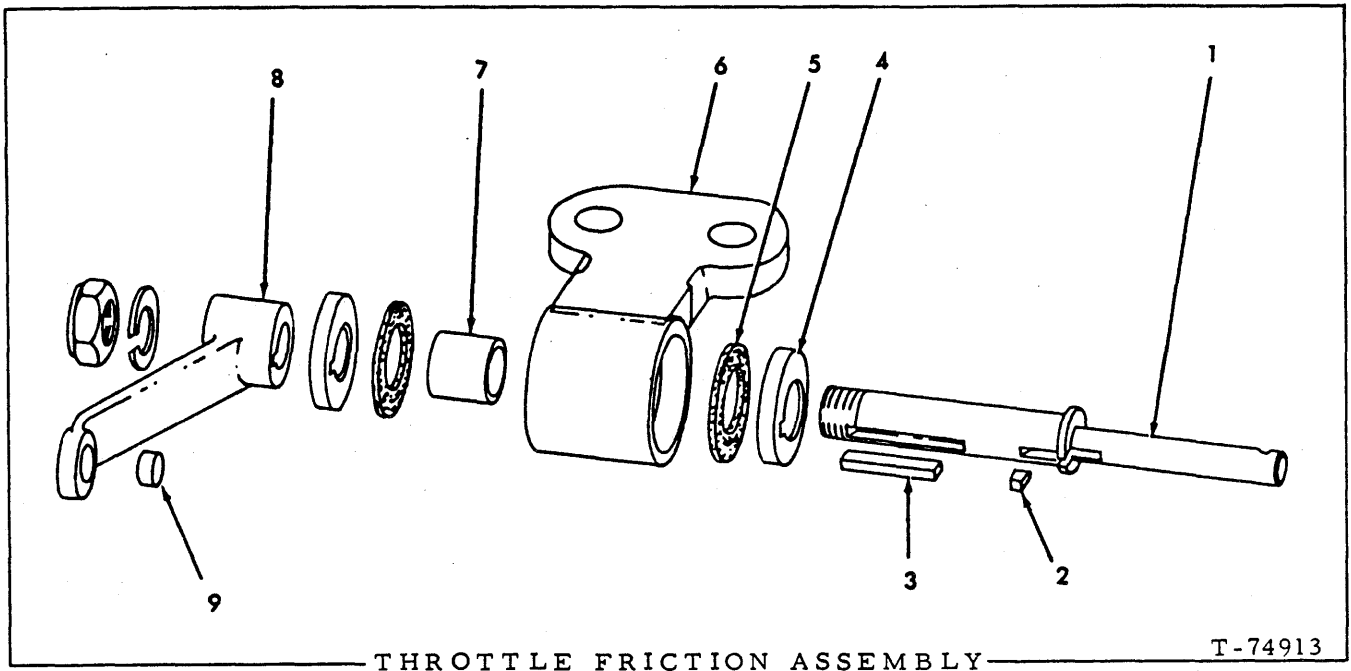
USAGE: See page 65. Engine Serial No. 11-20378 and up.

ITEM PART NO. QTY. DESCRIPTION

NOTE: Quantities indicated are for one (1) Holder Assy. only.

-	74320642	1	HOLDER ASSY. (Not serviced. Order HOLDER ASSY. 74060908 and item 10)
-	74060908	1	HOLDER ASSY. (Includes items 1 thru 9)
1	74023570	1	SCREW, adjusting
2	74511213	1	NUT, locking
3	74023571	1	WASHER, adjusting screw
4	74380652	1	SPRING
5	74380656	1	SPINDLE
6	70930506	1	O-RING
7	-----	1	BODY (Not serviced separately)
8	74025149	2	PIN, nozzle locating
9	74380662	1	NUT, nozzle retaining
10	74359395	1	NOZZLE ASSY. (Includes item 11)(Not a component of Holder Assy.)
11	74378031	1	<input type="checkbox"/> GASKET, nozzle holder

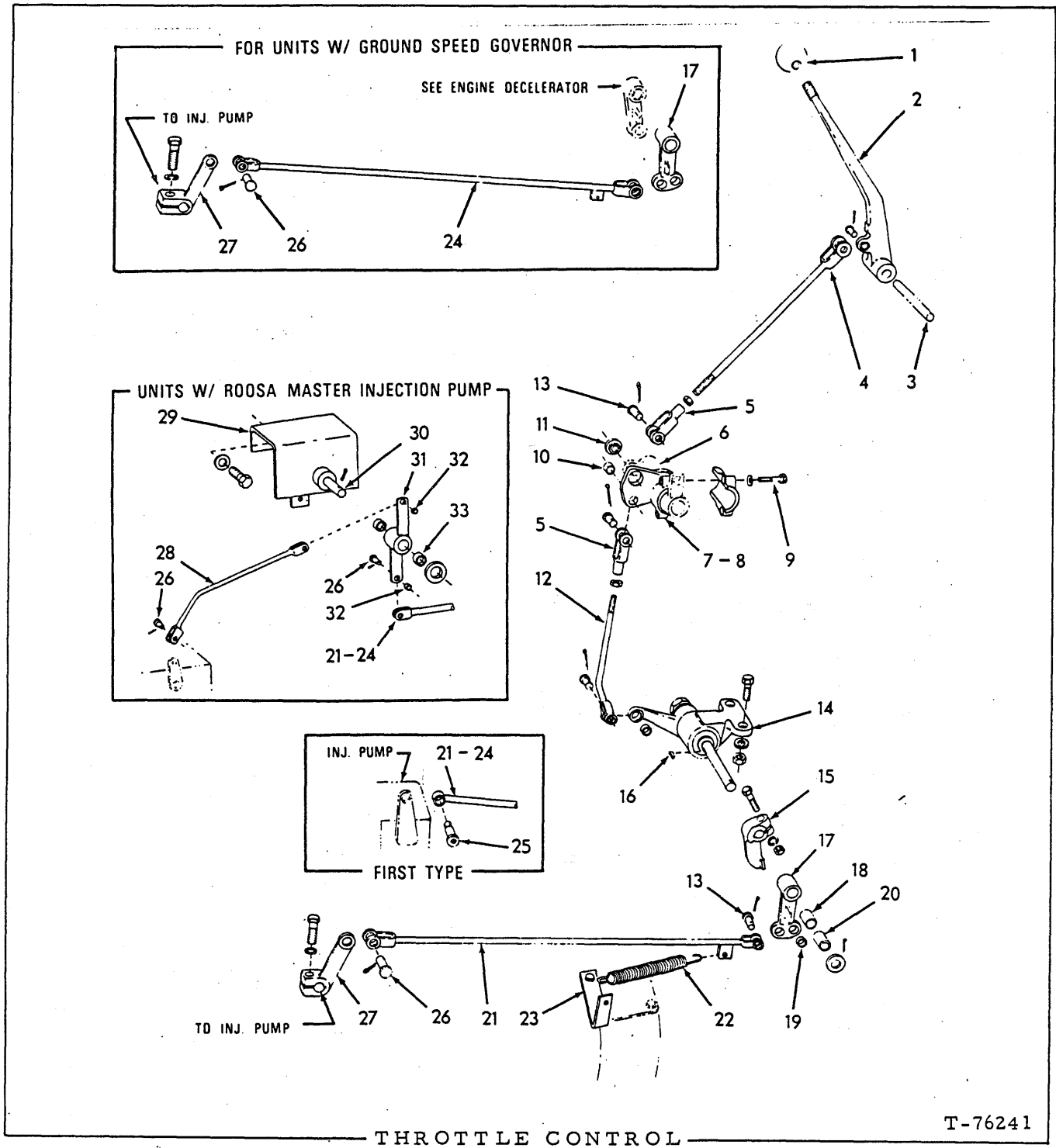
(Revised July 1977)



USAGE: See page 79

ITEM	PART NO.	QTY.	DESCRIPTION
-	70634087	1	FRICTION ASSY. (Includes items 1 thru 9)
1	70634088	1	SHAFT, throttle levers
	70914726	1	LOCKWASHER, 3/4"
	70914452	1	NUT, elastic stop, 3/4"
2	70632716	1	KEY, friction washer (short)
3	70916024	1	KEY, friction washer and lever (3/16" x 3/16" x 1-1/4")
4	70632710	2	WASHER, friction
5	70632747	2	DISC, friction
6	70632766	1	HOUSING ASSY., friction (Includes item 7)
7	70632752	1	BUSHING, friction housing
8	70633122	1	LEVER ASSY., friction (Includes item 9)
9	70624584	1	BUSHING, friction lever

(Revised July 1977)



THROTTLE CONTROL

T-76241

ITEM	PART NO.	QTY.	DESCRIPTION
1	70090020	1	KNOB, throttle lever
2	70679883	1	LEVER, throttle
3	-----	-	SHAFT, operating lever (See STEERING LEVERS AND LINKAGE)
4	70665589	1	ROD, upper
	70911048	1	NUT, jam, 3/8"NF

(Continued)

THROTTLE CONTROL (Continued)

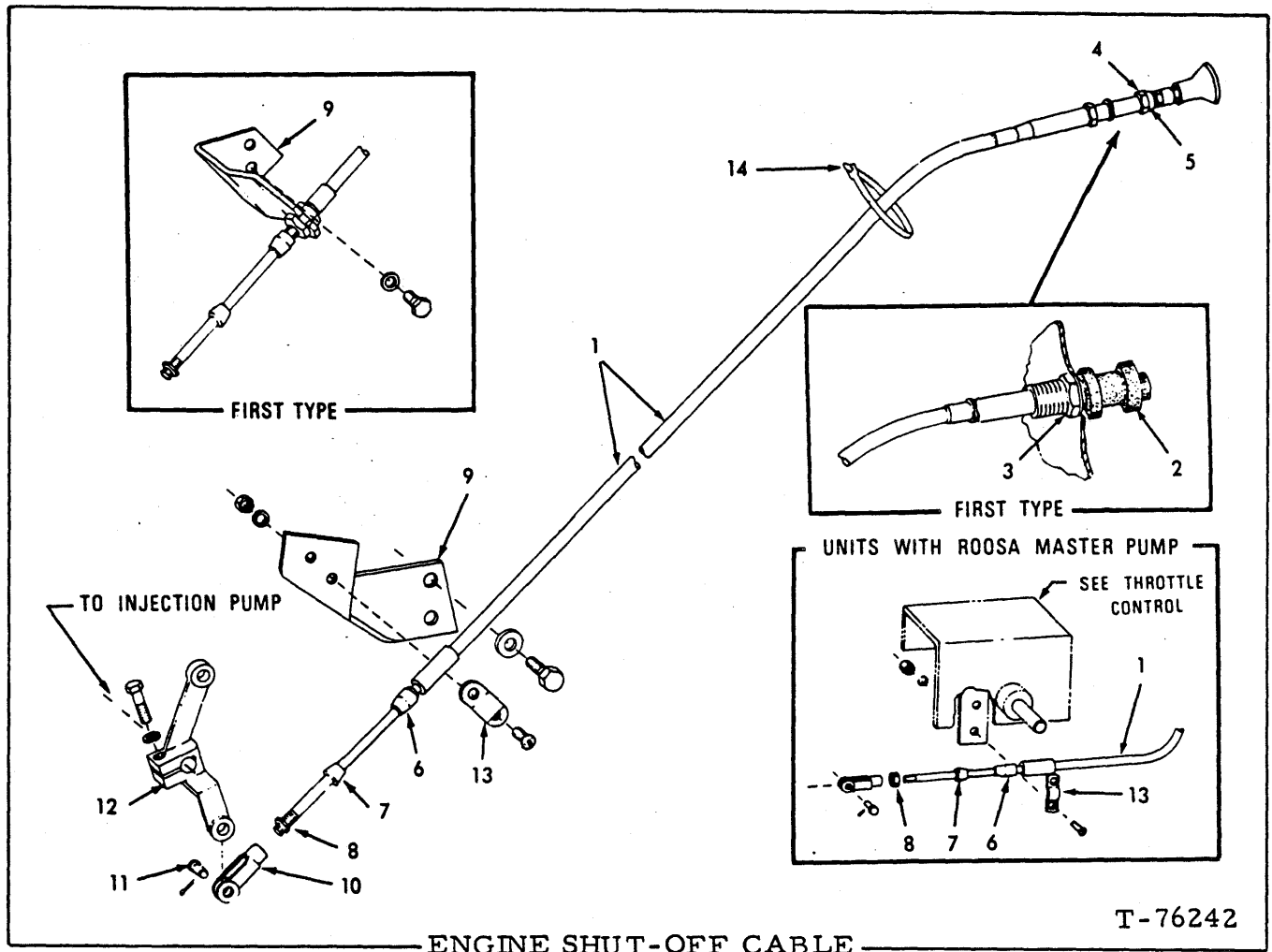
ITEM	PART NO.	QTY.	DESCRIPTION	
5	70628736	2	YOKE, upper rods	
6	-----	-	LEVER, operating (See STEERING LEVERS AND LINKAGE)	
7	70657861	1	BELLCRANK ASSY. (Includes CAP and items 9 thru 11)	
8	-----	1	CAP, bellcrank (Not serviced separately)	
9	70905658	2	CAPSCREW, 1/4"NC x 1-1/4"	
	70904204	2	LOCKWASHER, 1/4"	
10	70624584	1	BUSHING, bellcrank	
11	70650712	1	BEARING, bellcrank (spherical)	
12	70657862	1	ROD, intermediate, upper	
	70911048	1	NUT, jam, 3/8" NF	
13	70078810	5	PIN, yoke, control rods	
	70900942	5	PIN, cotter, 3/32" x 5/8"	
14	-----	1	FRICITION ASSY. (See page 77)	
	70910244	1	WASHER, plain, SAE std., 1/2"	
	70900806	1	PIN, cotter, 1/8" x 1"	
	70920574	2	CAPSCREW, 1/2"NC x 1-3/8"	
	70912441	2	LOCKWASHER, 1/2"	
	70911028	2	NUT, 1/2"NC	
15	70633123	1	LEVER, friction shaft	
	70920660	1	CAPSCREW, 5/16"NC x 1-1/2"	
	70910286	1	LOCKWASHER, 5/16"	
	70911025	1	NUT, 5/16"NC	
16	70632756	1	KEY, friction shaft lever	
17	70666795	1	LEVER ASSY., intermediate lower rod (Includes items 18 and 19)	
18	70631476	1	BUSHING, intermediate lower rod lever (large)	
19	70624584	2	BUSHING, intermediate lower rod lever (small)	
20	70610563	1	SPACER	
	-----	1	ROD, intermediate, lower (Tractors prior to unit #16597. Order ROD 70681827 and items 26 and 27)	} Not used on units with special GROUND SPEED GOVERNOR
21	70681827	1	ROD, intermediate, lower (Tractors unit #16597 thru Engine #11-24068. Not for units with "Roosa-Master" Injection Pump)	
	70696547	1	ROD, intermediate, lower (Engines #11-24069 and up equipped with "Roosa-Master" Injection Pump)	
22	70043881	1	SPRING, intermediate lower rod	
23	70634072	1	BRACKET, intermediate lower rod spring	
	70927541	2	CAPSCREW, 1/4"NC x 3/4"	} Also attach timing hole cover
	70904204	2	LOCKWASHER, 1/4"	
	-----	1	ROD, intermediate lower (Tractors prior to unit #16597. Order ROD 70681819 and items 26 and 27)	} Units with special GROUND SPEED GOVERNOR only
24	70681819	1	ROD, intermediate lower (Tractors unit #16597 and up)	

(Continued)

THROTTLE CONTROL (Continued)

ITEM	PART NO.	QTY.	DESCRIPTION
25	70679087	1	SCREW, shoulder (Tractors prior to unit #16597)
26	70628738	1	PIN, yoke, intermediate lower rod (Use two additional pins with "Roosa Master" Injection Pump)
	70900970	1	PIN, cotter, 1/16" x 1/2"
27	74393259	1	LEVER, intermediate lower rod (Effective with tractor unit #16559 thru engine #11-24069. Not for units with "Roosa-Master" Injection Pump)
	70927612	1	CAPSCREW, 5/16" NC x 5/8"
	70910286	1	LOCKWASHER, 5/16"
28	70696543	1	ROD, front, lower
29	70696536	1	BRACKET ASSY. (Includes item 30)
	70923490	2	CAPSCREW, 3/8" NC x 1"
	70928845	2	WASHER, plain
30	70650685	1	SHAFT
31	70696541	1	LEVER ASSY. (Includes items 32 and 33)
	70910244	1	WASHER, plain
	70900806	1	PIN, cotter, 1/8" x 1"
32	70624585	2	BUSHING, lever (small)
33	70094332	2	BEARING, lever (large)

Engine #11-24069  
and up equipped  
with "Roosa-Master"  
Injection Pump



T-76242

\* Tractors prior to serial No. 25L19525  
 \*\* Tractor serial No. 25L19525 and up

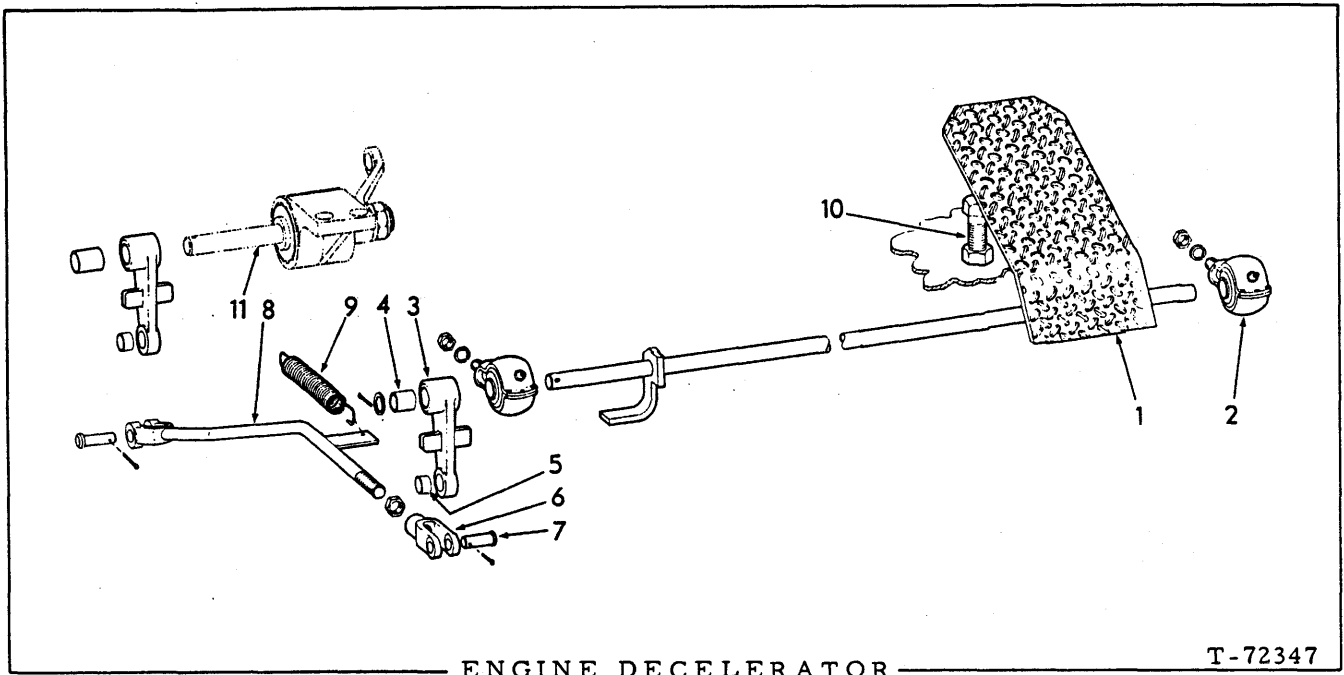
ITEM	PART NO.	QTY.	DESCRIPTION
		* **	
1	70696433	1 -	CABLE ASSY. (Includes items 2, 3 and 6 thru 8)(If for first replacement on tractors prior to units #16138 also order items 9 and 13)
	73108772	- 1	CABLE ASSY. (Includes items 2 thru 8)
	70911997	- 2	WASHER
	70929934	- 2	WASHER
2	70680931	1 -	BOOT
	73108771	- 1	KNOB
3	70680582	1 -	NUT
	70922471	- 1	NUT
	70928455	1 -	LOCKWASHER, int-tooth, 3/4"
	70922844	- 1	LOCKWASHER, int-tooth, 7/16"
4	70657707	- 1	NUT
5	70657709	- 1	SEAL
6	70680581	1 1	SEAL

(Continued)

ENGINE SHUT-OFF CABLE (Continued)

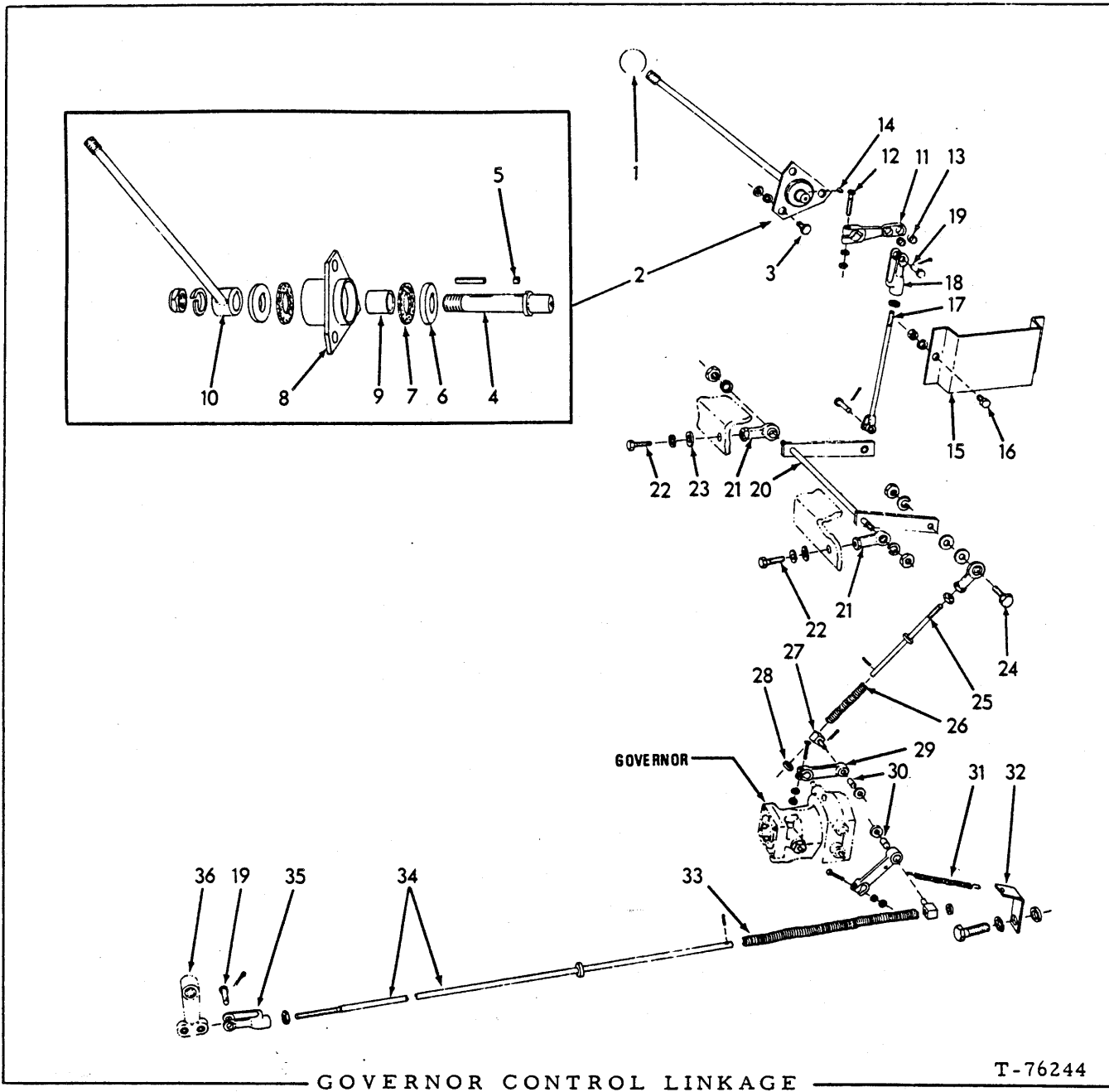
ITEM	PART NO.	QTY.		DESCRIPTION
		*	**	
7	70680580	1	1	SEAL
8	70917415	1	1	NUT, jam, #10-32NF
9	-----	1	-	BRACKET (First type)(Order BRACKET 70680017 and item 13)
	70680017	1	1	BRACKET (Second type)(Units equipped with "BOSCH" injection pumps)(Engines prior to serial No.11-24069)
	70922925	2	2	CAPSCREW, 5/16"NC x 3/4"
	70677005	2	2	WASHER
10	70196606	1	1	CLEVIS
11	70628738	1	1	PIN
	70900970	1	1	PIN, cotter, 1/16" x 1/2"
12	74393260	1	1	LEVER ASSY. (Engines prior to #11-2406 with "BOSCH" injection pump)
	70916277	1	1	CAPSCREW, 5/16"NC x 5/8"
	70904205	1	1	LOCKWASHER, 5/16"
13	70680023	1	1	CLAMP (Tractor unit #16138 and up)
	70901173	2	2	SCREW, machine, #10 NC x 5/8"
	70910284	2	2	LOCKWASHER, #10
	70901310	2	2	NUT, #10NC
14	70925094	1	1	TIE

(Revised July 1977)



ITEM	PART NO.	QTY.	DESCRIPTION
1	70673752	1	PEDAL
	70910244	1	WASHER, plain, SAE std., 1/2"
	70900806	1	PIN, cotter, 1/8" x 1"
2	70651002	2	BEARING, pedal (Includes FITTING)
	70901165	2	WASHER, plain, U.S. std., 5/16"
	70910286	2	LOCKWASHER, 5/16"
	70911025	2	NUT, 5/16"NC
3	70631498	2	LEVER ASSY. (Includes items 4 and 5)(One less used on units not equipped with ground speed governor)
4	70631476	2	BUSHING, lever (7/8" long)
5	70624584	2	BUSHING, lever (1/2" long)
6	70628736	1	YOKE, lever rod
7	70078810	2	PIN, yoke, lever rod
	70900942	2	PIN, cotter, 3/32" x 5/8"
8	70661341	1	ROD, lever
	70911048	1	NUT, 3/8"NF
9	70072438	1	SPRING, retracting, lever rod (For units equipped with special GROUND SPEED GOVERNOR only)
10	70927546	1	CAPSCREW, pedal stop (1/2"NC x 2-3/16")
	70911035	1	NUT, jam, 1/2"NC
11	-----	-	FRICITION ASSY. (See THROTTLE CONTROL)





USAGE: Special equipment

ITEM	PART NO.	QTY.	DESCRIPTION
1	70090020	1	KNOB, friction lever
2	70672371	1	FRICION ASSY. (Consists of items 4 thru 10)
3	70922262	3	CAPSCREW, 3/8"NC x 7/8"
	70910287	3	LOCKWASHER, 3/8"
	70911026	3	NUT, 3/8"NC
4	70632162	1	SHAFT, friction
	70915569	1	KEY, straight, 3/16" x 3/16" x 1-1/8"
	70914726	1	LOCKWASHER, 3/4"
	70914452	1	NUT, elastic stop, 3/4"NF

(Continued)

## GOVERNOR CONTROL LINKAGE (Continued)

ITEM	PART NO.	QTY.	DESCRIPTION
5	70632716	1	KEY, friction washer
6	70632710	2	WASHER, friction
7	70632747	2	DISC, friction
8	70632771	1	HOUSING ASSY., friction (Includes item 9)
9	70632752	1	BUSHING, friction housing
10	70672366	1	LEVER, friction
11	70640415	1	LEVER ASSY., upper rod (Includes item 13)
12	70922286	1	CAPSCREW, 5/16"NC x 1-3/4"
	70910286	1	LOCKWASHER, 5/16"
	70911025	1	NUT, 5/16"NC
13	70624584	2	BUSHING, upper rod lever
14	70632756	1	KEY, upper rod lever
15	70666403	1	SHIELD, protecting
16	70922300	2	CAPSCREW, 3/8"NC x 5/8"
	70910287	2	LOCKWASHER, 3/8"
	70911026	2	NUT, 3/8"NC
17	70672369	1	ROD, upper
	70911048	1	NUT, jam, 3/8"NF
18	70634074	1	YOKE, upper rod
19	70078810	3	PIN, control rod yoke
	70900942	3	PIN, cotter, 3/32" x 5/8"
20	70672370	1	SHAFT, cross
	70910287	2	LOCKWASHER, 3/8"
	70911048	2	NUT, jam, 3/8"NF
21	70617932	3	END, rod
22	70923193	2	CAPSCREW, 3/8"NF x 1-1/4"
	70904206	2	LOCKWASHER, 3/8"
23	70677006	2	WASHER, plain
24	70921565	1	CAPSCREW, 3/8"NC x 1-1/2"
	70911115	2	WASHER, plain, SAE std., 3/8"
	70910287	1	LOCKWASHER, 3/8"
	70911026	1	NUT, 3/8"NC
25	70672364	1	ROD, intermediate
	70911048	1	NUT, jam, 3/8"NF
	70916168	1	PIN, roll, 1/8" x 3/4"
26	70070212	1	SPRING, intermediate rod
27	70628116	2	EYE, swivel, governor lever
	70911115	2	WASHER, plain, SAE std., 3/8"
	70900942	2	PIN, cotter, 3/32" x 5/8"

(Continued)

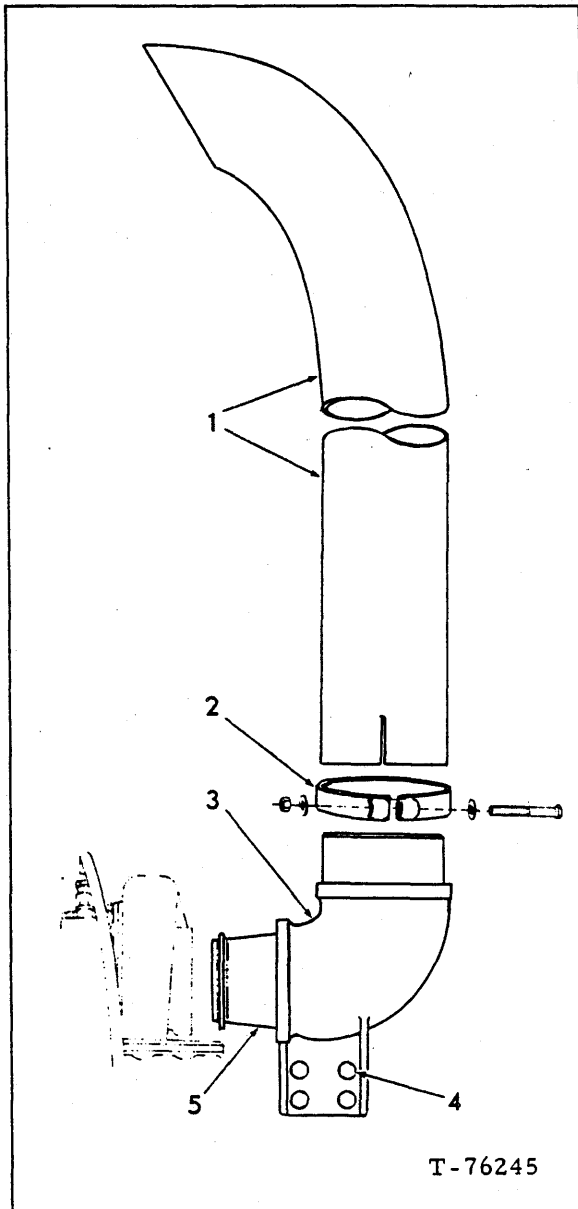
GOVERNOR CONTROL LINKAGE (Continued)

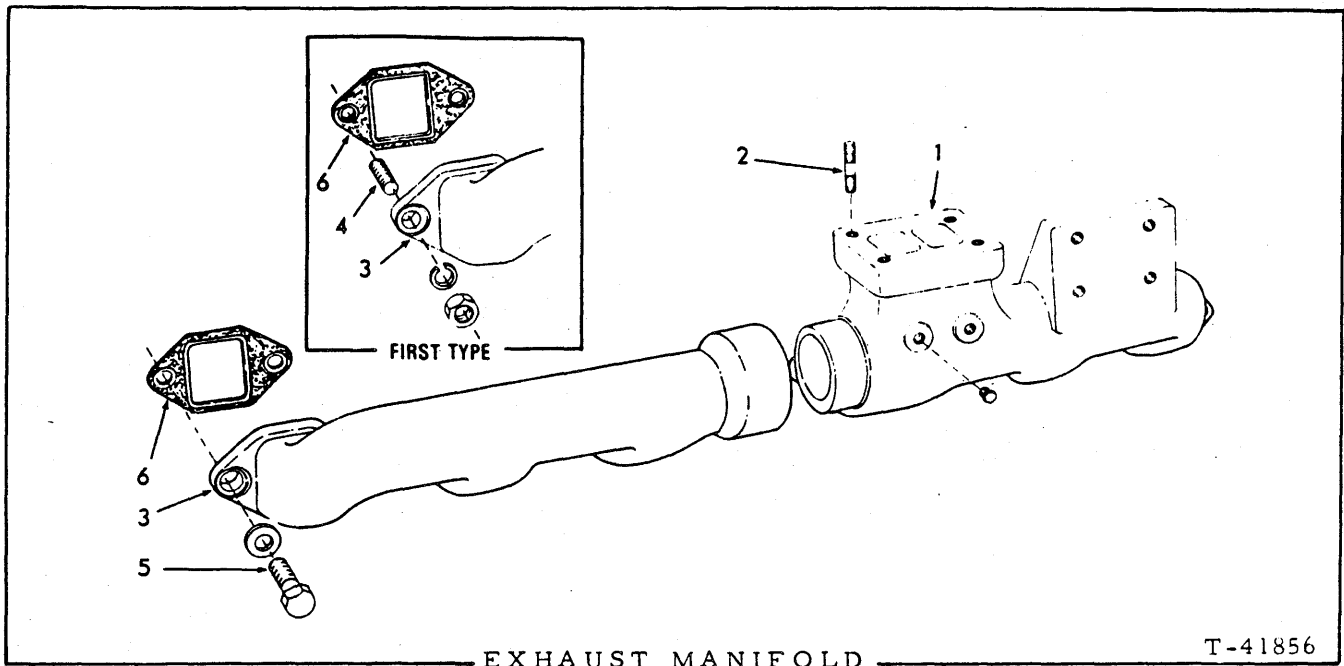
ITEM	PART NO.	QTY.	DESCRIPTION
28	70081672	2	SPACER, control rod
29	70630331	2	LEVER ASSY., governor (Includes item 30)
	70921382	2	CAPSCREW, 1/4"NC x 1-1/4"
	70910285	2	LOCKWASHER, 1/4"
	70911024	2	NUT, 1/4"NC
30	70628138	2	BUSHING, governor lever
31	70621614	1	SPRING, retracting, governor lever
32	70631657	1	CLIP, spring retaining
	70916028	1	CAPSCREW, 5/8"NF x 2"
	70904208	1	LOCKWASHER, 5/8"
	70910244	1	WASHER, plain (For spacing)
33	70088491	1	SPRING, lower rod
34	70634060	1	ROD, lower
	70911048	1	NUT, jam, 3/8"NF
	70916168	1	PIN, roll, 1/8" x 3/4"
35	70634074	1	YOKE, lower rod
36	-----	1	LEVER (See THROTTLE CONTROL)

## EXHAUST PIPE

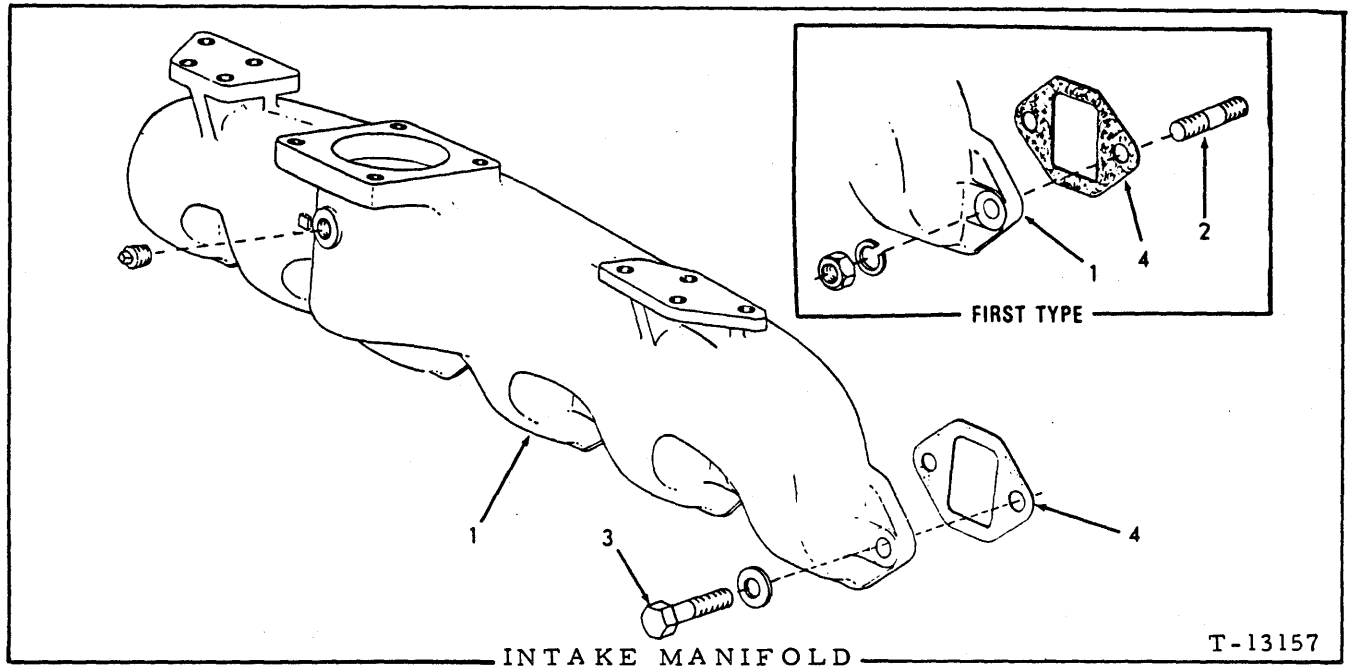
ITEM	PART NO.	QTY.	DESCRIPTION
1	70666456	1	PIPE, exhaust (See NOTE below)
2	70638922	1	CLAMP, exhaust pipe (See NOTE below)
	70922848	1	CAPSCREW, 3/8"NF x 3-1/4"
	70044973	2	WASHER, plain
	70911026	1	NUT, 3/8"NF
3	74359207	1	ELBOW, exhaust
4	74255003	4	CAPSCREW, stainless steel, 3/8"NC x 1-1/4"
	70904206	4	LOCKWASHER, 3/8"
5	74359205	1	DIFFUSER, exhaust

**NOTE:** Items 1 and 2 are used on units prior to engine #11-26427

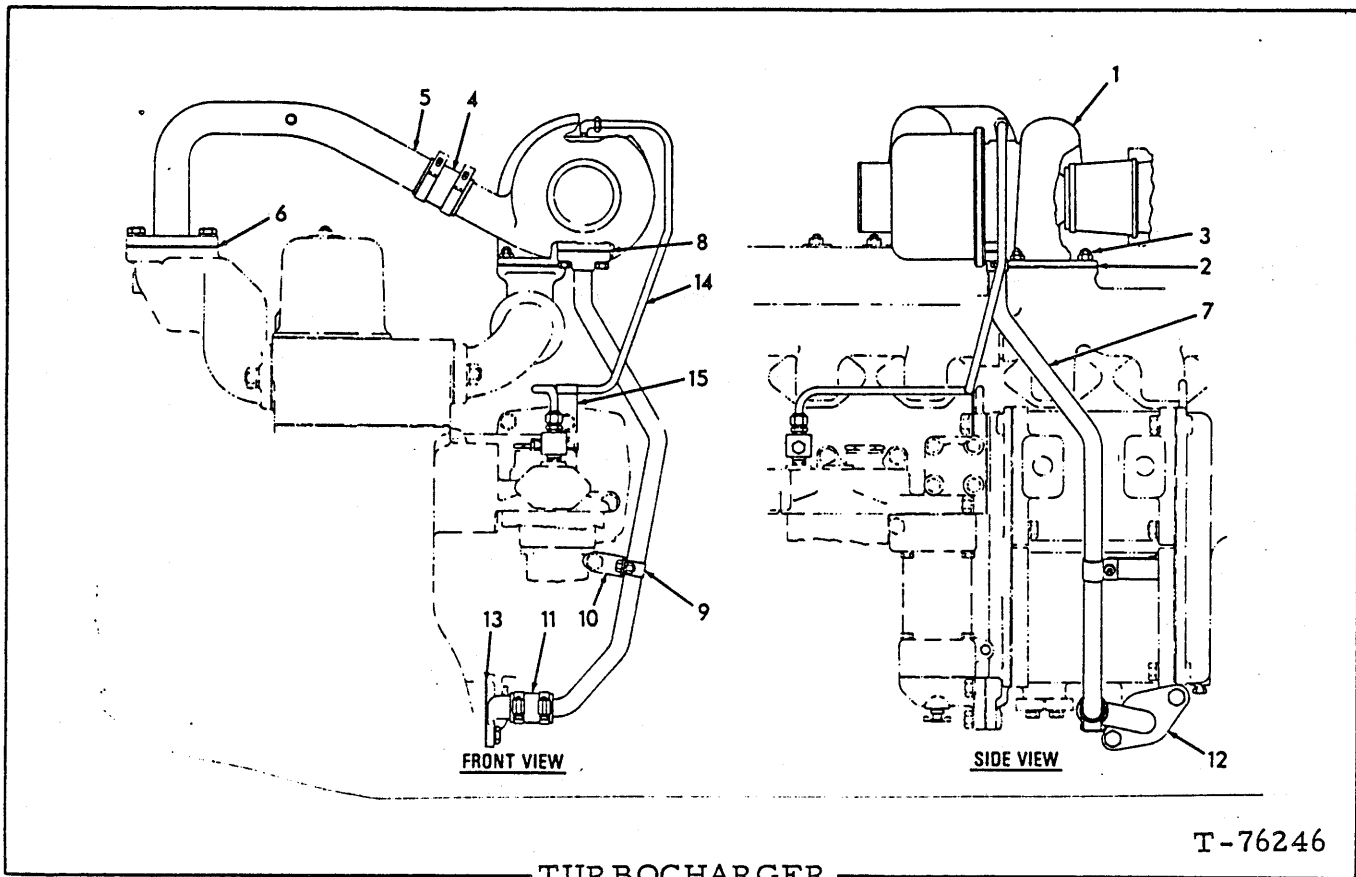




ITEM	PART NO.	QTY.	DESCRIPTION
1	74359206	1	MANIFOLD, front.
	70919840	2	PLUG, pipe, hex-hd., 1/4"NPT
2	74513701	4	STUD
3	74335623	1	MANIFOLD
4	74346208	12	STUD
	70904208	12	LOCKWASHER, 1/2" } Engines prior
	74253270	12	NUT, manifold stud } to #11-19608
5	70915987	12	CAPSCREW, 1/2"NC x 1-1/2" } Engines #11-19608 and up
	74371107	12	WASHER, plain }
6	74359741	6	□GASKET



ITEM	PART NO.	QTY.	DESCRIPTION	
1	74321246 70901652	1 1	MANIFOLD, intake PLUG, pipe, 1/4" NPT (Late units)	
2	74339378	2	STUD, intake manifold (2-1/2" long)	} Engines prior to #11-19608
	74346208	10	STUD, intake manifold (2-1/8" long)	
	70904208	12	LOCKWASHER, 1/2"	
	70910325	12	NUT, 1/2" NC	
3	74255914	12	CAPSCREW, Nylok, 1/2" NC x 1-1/2"	} Engines #11-19608 and up
	74371107	12	WASHER, plain	
4	74359741	6	GASKET, intake manifold	



TURBOCHARGER  
(Model T-04)

T-76246

ITEM	PART NO.	QTY.	DESCRIPTION
1	-----	1	TURBOCHARGER ASSY. (See page 91)
2	74359214	1	GASKET, turbocharger mounting
3	-----	-	STUD (See EXHAUST MANIFOLD)
	74255977	4	NUT, stainless, 3/8"NC
	70913544	4	WASHER
4	74027975	1	HOSE, air discharge elbow
	70927140	2	CLAMP, hose
5	74359216	1	TUBE, air discharge
	70919840	1	PLUG, pipe, hex-hd., 1/4"NPT (Engines prior to #11-27574)(Not used when engine primer is installed)
	70916311	4	CAPSCREW, 1/2"NC x 1-1/4"
	70904208	4	LOCKWASHER, 1/2"
6	74349193	1	GASKET, air discharge elbow
7	74359200	1	TUBE, oil drain
	70916271	2	CAPSCREW, 3/8"NC x 1"
	70904206	2	LOCKWASHER, 3/8"
8	74339532	1	GASKET, oil drain line
9	74255606	1	CLAMP, supporting, oil drain line
	70915809	1	CAPSCREW, 5/16"NC x 3/4"
	70904205	1	LOCKWASHER, 5/16"
	70910323	1	NUT

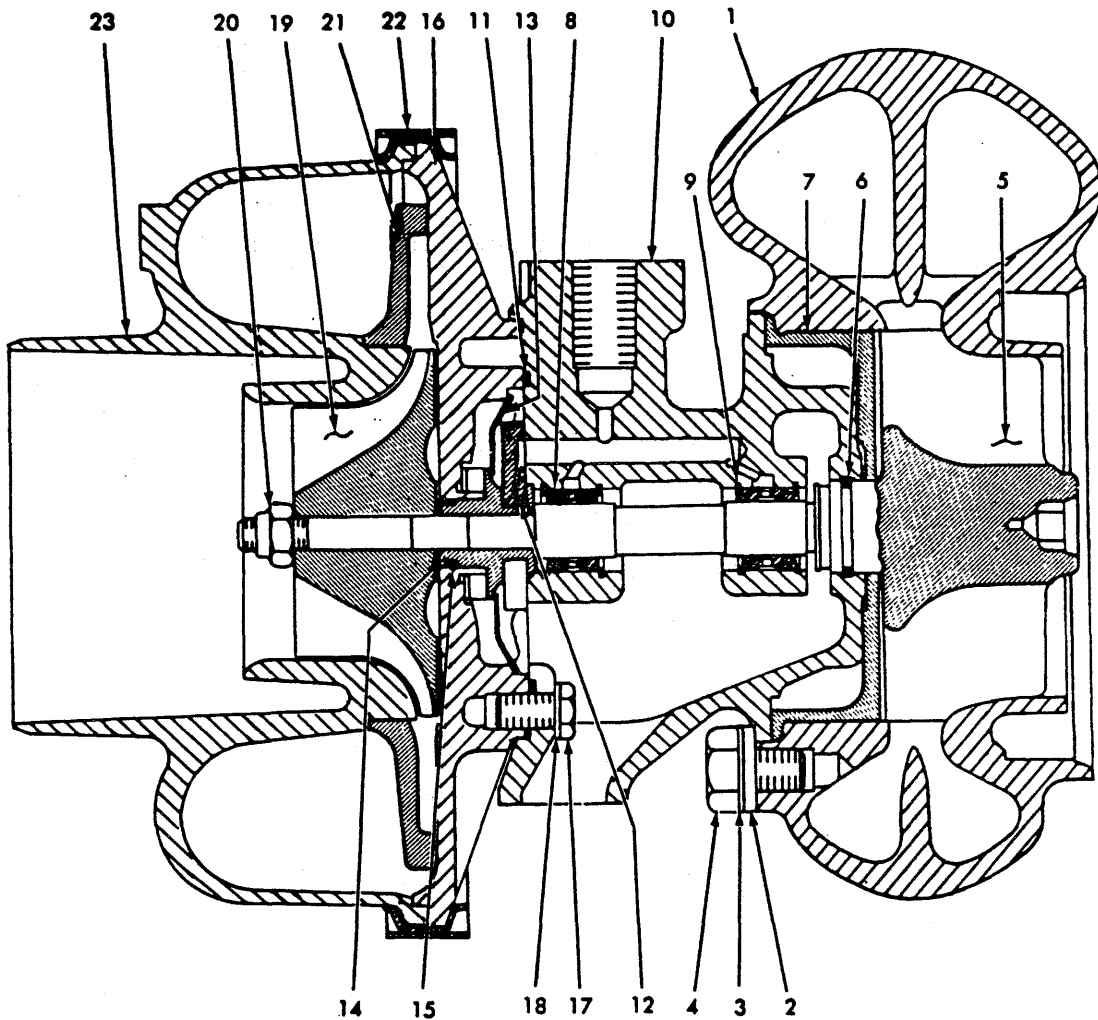
(Continued)

(Revised July 1977)

TURBOCHARGER (Continued)  
(Model T-04)

ITEM	PART NO.	QTY.	DESCRIPTION
10	74358911	1	BRACKET, supporting, oil drain line
11	74358728	1	HOSE, oil drain line
	70921912	2	CLAMP, hose, 1-7/16" diam.
12	74339496	1	FLANGE, oil drain line
	70919230	2	CAPSCREW, 1/2" NC x 1-3/8"
	70904208	2	LOCKWASHER, 1/2"
13	74336436	1	GASKET, oil drain line flange
14	74320726	1	TUBE ASSY., oil feed (Includes SLEEVE and NUT)
	70920700	1	CONNECTOR, Sealastic, 3/8" tube, 3/8" NPT male
	70920280	1	ELBOW, Imperial, 90°, 3/8" tube, 1/4" NPT male
15	74375953	1	CLAMP, supporting, oil feed tube





T-76151

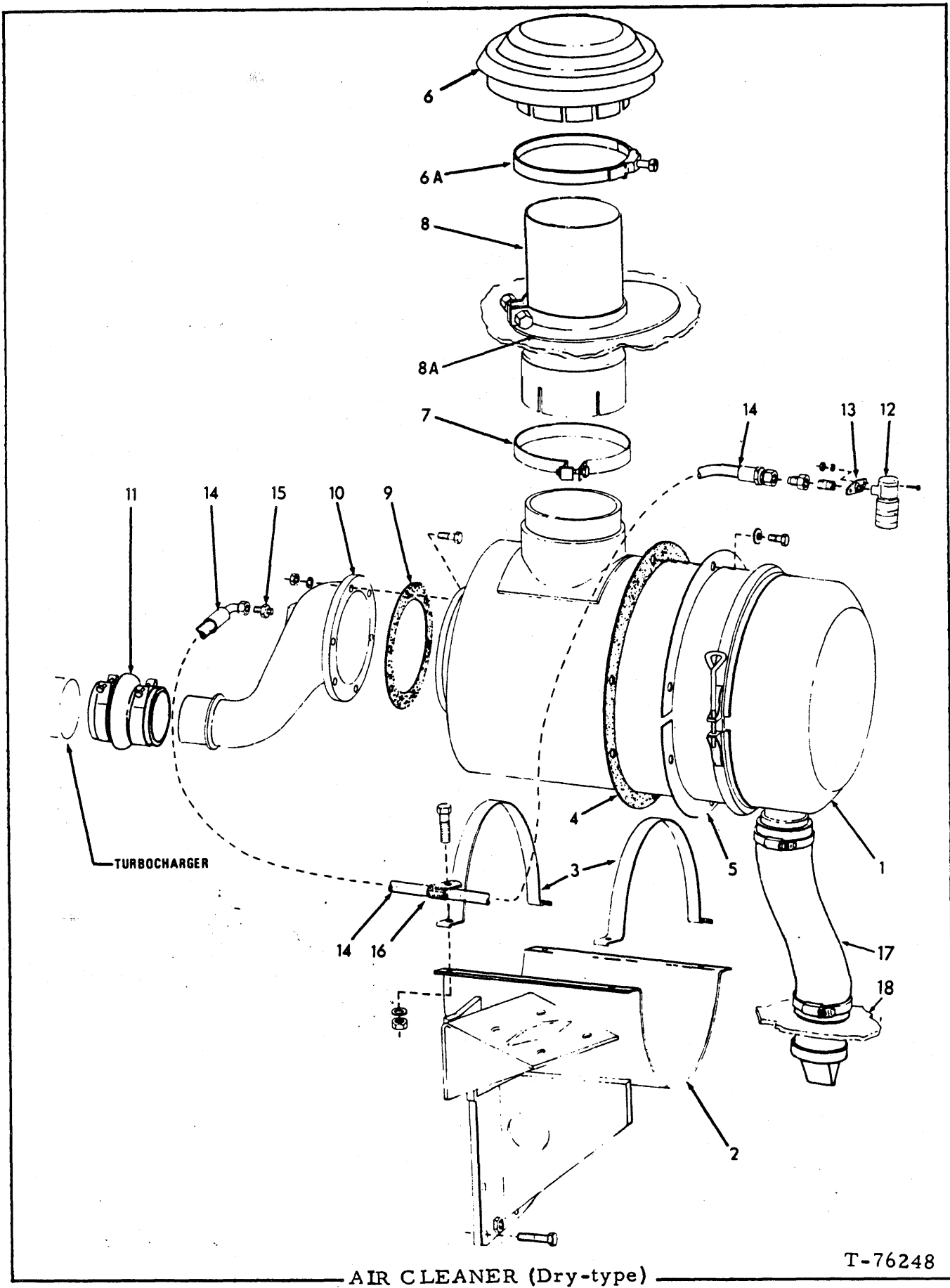
TURBOCHARGER ASSEMBLY

USAGE: See page 90

ITEM	PART NO.	QTY.	DESCRIPTION
-	74395212	1	TURBOCHARGER ASSY. (Includes items 1 thru 23) (Engines prior to #11-20053)(Order 74322304)
-	74320705	1	TURBOCHARGER ASSY. (Includes items 1 thru 23) (Identified by part No. 7420704 stamped on name plate. Engines #11-20053 and up)(Order 74322304)
-	74322304	1	TURBOCHARGER (Service replacement)(Includes items 1 thru 23)
1	74060014	1	HOUSING, turbine
2	74059990	3	CLAMP
3	74059991	3	LOCKPLATE, turbine housing bolts
4	74059998	6	BOLT, turbine housing
5	74062662	1	SHAFT AND TURBINE WHEEL
6	74060936	1	RING, sealing, turbine wheel shaft
7	74059997	1	SHROUD, turbine housing
8	74060935	2	BEARING, turbine shaft (Continued)

TURBOCHARGER ASSEMBLY (Continued)

ITEM	PART NO.	QTY.	DESCRIPTION
9	74060726	4	RING, snap, bearing retaining
10	74060940	1	HOUSING ASSY., center (Includes item 6; Pins below, and instruction sheet)
	74060000	2	PIN, spring, stainless, 3/32" x 1/4"
11	74056300	1	RING, sealing, compressor housing
12	74060939	1	BEARING, thrust
13	74059987	1	SPRING, thrust bearing
14	74059988	1	COLLAR, thrust
15	74059984	1	RING, sealing, thrust collar
16	74060941	1	BACKPLATE ASSY., compressor housing (Includes item 13)
17	70928202	4	BOLT, attaching
18	74059992	2	LOCKPLATE
19	74060006	1	WHEEL, compressor
20	74062464	1	NUT, turbine shaft
21	74060684	1	DIFFUSER, discharge air
22	74059995	1	COUPLING, V-band (Includes clamping screw)
23	74060009	1	HOUSING, compressor



AIR CLEANER (Dry-type)

T-76248

(Revised July 1977)

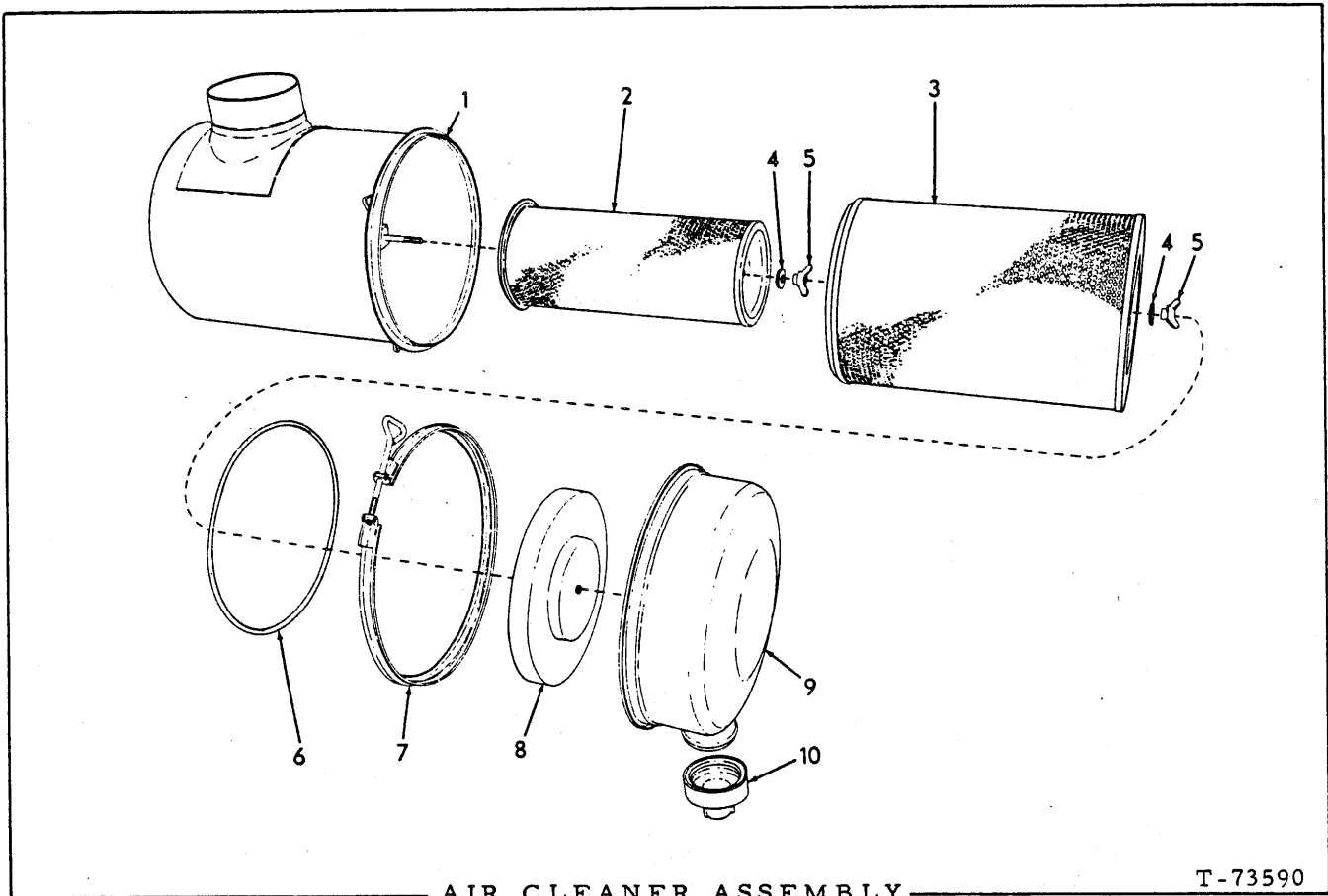
AIR CLEANER  
(Dry-type)

USAGE: See page 97 for optional oil-bath air cleaner .

ITEM	PART NO.	QTY.	DESCRIPTION
1	-----	1	CLEANER ASSY., air (See page 96)
	70912060	1	CAP, pipe, 1/8"NPT
2	70673842	1	BRACKET, mounting
	70927531	4	CAPSCREW, 7/16"NC x 2"
3	70667123	2	BAND, mounting
	70922287	4	CAPSCREW, 3/8"NC x 1-3/4"
	70677006	4	WASHER, plain
	70918308	4	NUT, 3/8"NC
4	70657833	1	GASKET, cleaner sealing
5	70657832	2	PLATE, sealing gasket
	70927212	6	CAPSCREW, Nylok, 3/8"NC x 1"
	70911115	6	WASHER, plain, SAE std., 3/8"
6	70680531	1	RAINCAP ASSY. (Includes item 6A)
6A	70680532	1	CLAMP ASSY. (Includes hardware)
7	70676684	1	CLAMP ASSY. (Includes hardware)
8	70645029	1	TUBE, air inlet
8A	70696002	1	COLLAR ASSY. (Including hardware)(Tractor unit #19468 and up excluding #19473)
9	70658759	1	GASKET, air intake elbow
10	70669224	1	ELBOW, air intake
	70927173	6	CAPSCREW, 3/8"NC x 1-1/4"
	70910287	6	LOCKWASHER, 3/8"
	70911026	6	NUT, 3/8"NC
11	70669212	1	HOSE, air intake elbow
	70925262	2	CLAMP, hose, 3-1/4" to 3-9/16" diam.
12	70697589	1	INDICATOR, air restriction (Serviced only as a unit)
13	73045531	1	FLANGE, indicator mounting
	70927340	2	CAPSCREW, 1/4"NC x 3/4"
	70910285	2	LOCKWASHER, 1/4"
	70911024	2	NUT, 1/4"NC
14	70658637	1	HOSE, restriction indicator (See HOSE PARTS)
	70919174	1	CONNECTOR, flare type, 1/4" tube, 1/8"NPT female
	70904273	1	NIPPLE, pipe, 1/8"NPT x 1"
15	70631769	1	FITTING, safety, restriction indicator line
16	70644006	1	CLIP, supporting, indicator hose
	70677006	1	WASHER, plain
17	70698719	1	HOSE, unloader extension } Special equipment
	70921915	2	CLAMP
18	-----	1	PLATE, floor (See page 242)

NOTE: See PAINTING AND MARKING for transfer

(Revised July 1977)



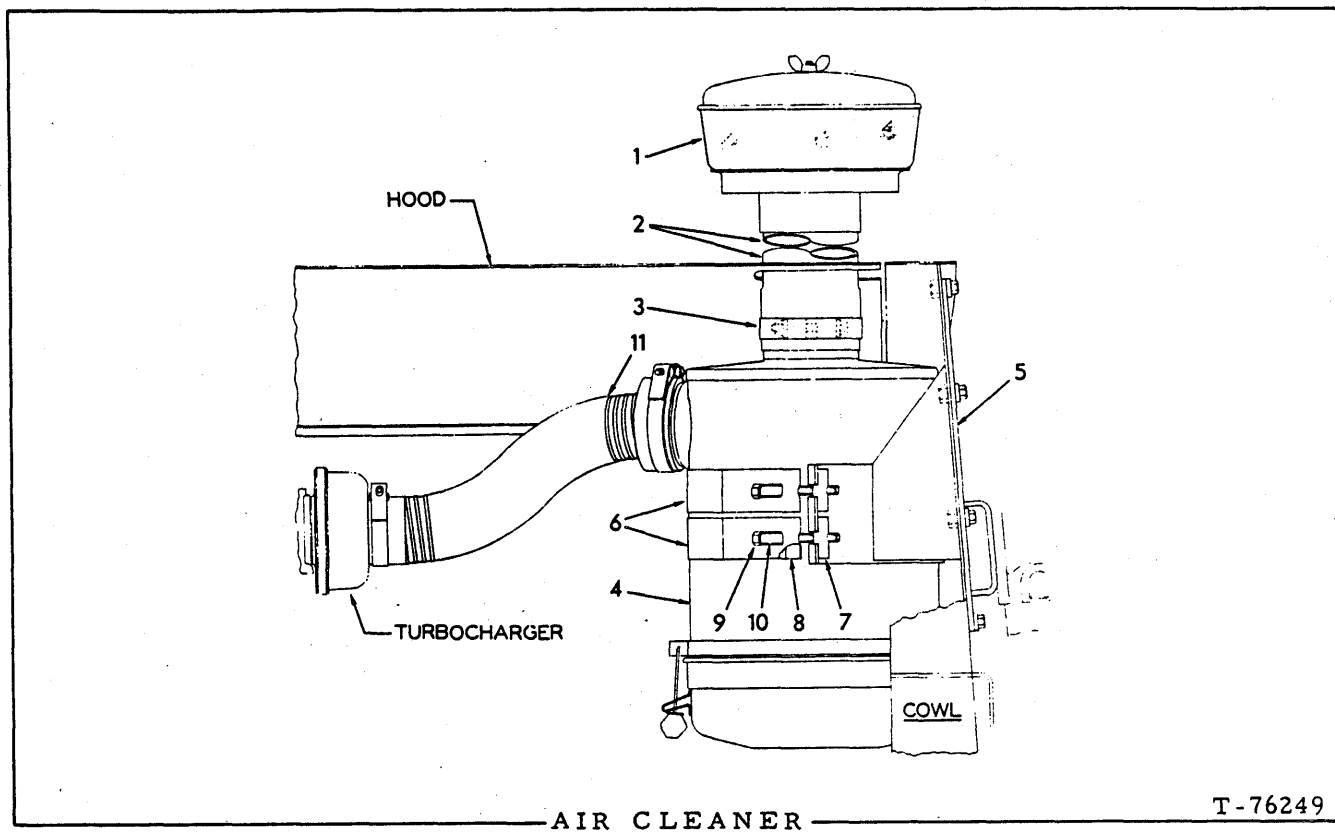
AIR CLEANER ASSEMBLY

T-73590

USAGE: See page 95

ITEM	PART NO.	QTY.	DESCRIPTION
-	70662618	1	CLEANER ASSY., air
1	-----	1	BODY (Not serviced separately)
2	70662477	1	ELEMENT ASSY., safety (inner)
3	70684734	1	ELEMENT ASSY., filtering (outer)
4	-----	2	GASKET, element retaining nut
5	70664343	2	NUT ASSY., element retaining (Includes item 4)
6	70620721	1	O-RING, cup sealing
7	70621530	1	CLAMP ASSY. (Includes tightening screw)
8	70661162	1	BAFFLE ASSY. (Includes wing nut)
9	70661163	1	CUP, sediment
10	70197810	1	VALVE, unloading

Each includes item 4



AIR CLEANER  
(Oil-bath)

T-76249

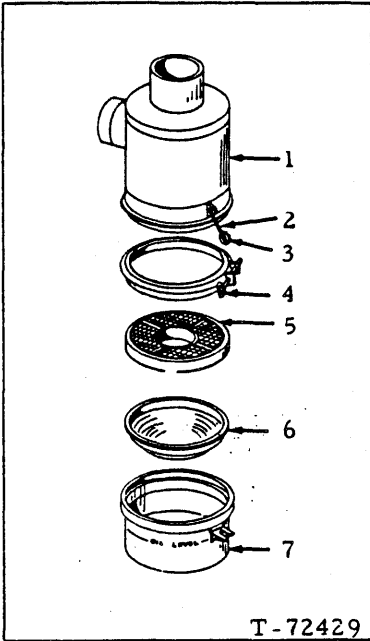
USAGE: Special equipment

ITEM	PART NO.	QTY.	DESCRIPTION
1	-----	1	PRE-CLEANER ASSY., air (See page 98)
2	70622685	1	TUBE, air inlet
3	70639725	1	CLAMP, air inlet tube
	70922848	1	CAPSCREW, 3/8"NC x 3-1/4"
	70677006	2	WASHER, plain
	70911026	1	NUT, 3/8"NC
4	-----	1	CLEANER ASSY., air (See page 98)
5	70676659	1	SADDLE, mounting
	70921076	6	CAPSCREW, 3/8"NC x 1-1/4"
	70677006	6	WASHER, plain
6	70622884	2	BAND, air cleaner mounting
7	70081796	4	PIN, mounting band (threaded hole)
8	70081795	4	PIN, mounting band (plain hole)
9	70927588	4	CAPSCREW, mounting band
10	70053667	4	SPACER, mounting band cap screw
11	70676651	1	HOSE, cleaner to turbocharger
	70193822	1	CLAMP, hose
	70925262	1	CLAMP, hose

NOTE: See PAINTING AND MARKING for transfer

### AIR CLEANER ASSEMBLY

USAGE: See page 97

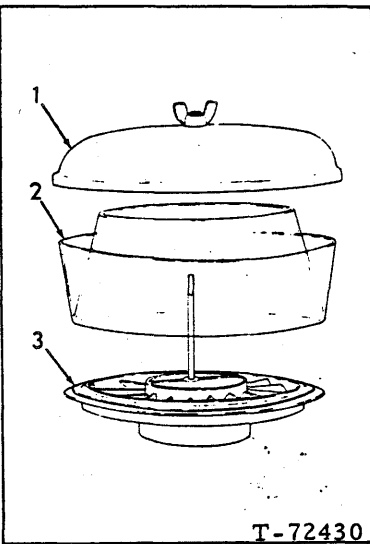


ITEM	PART NO.	QTY.	DESCRIPTION
-	70655270	1	CLEANER ASSY., air (Includes items 1 thru 7)
1	-----	1	BODY ASSY. (Not serviced separately)
2	74055454	2	BOLT ASSY. (Includes item 3)
3	74055455	2	NUT, wing
4	74055456	1	BAND ASSY. (Includes screw and nut)
5	74055451	1	ELEMENT, filtering
6	74055452	1	CUP, inner
7	74055453	1	CUP, outer

T-72429

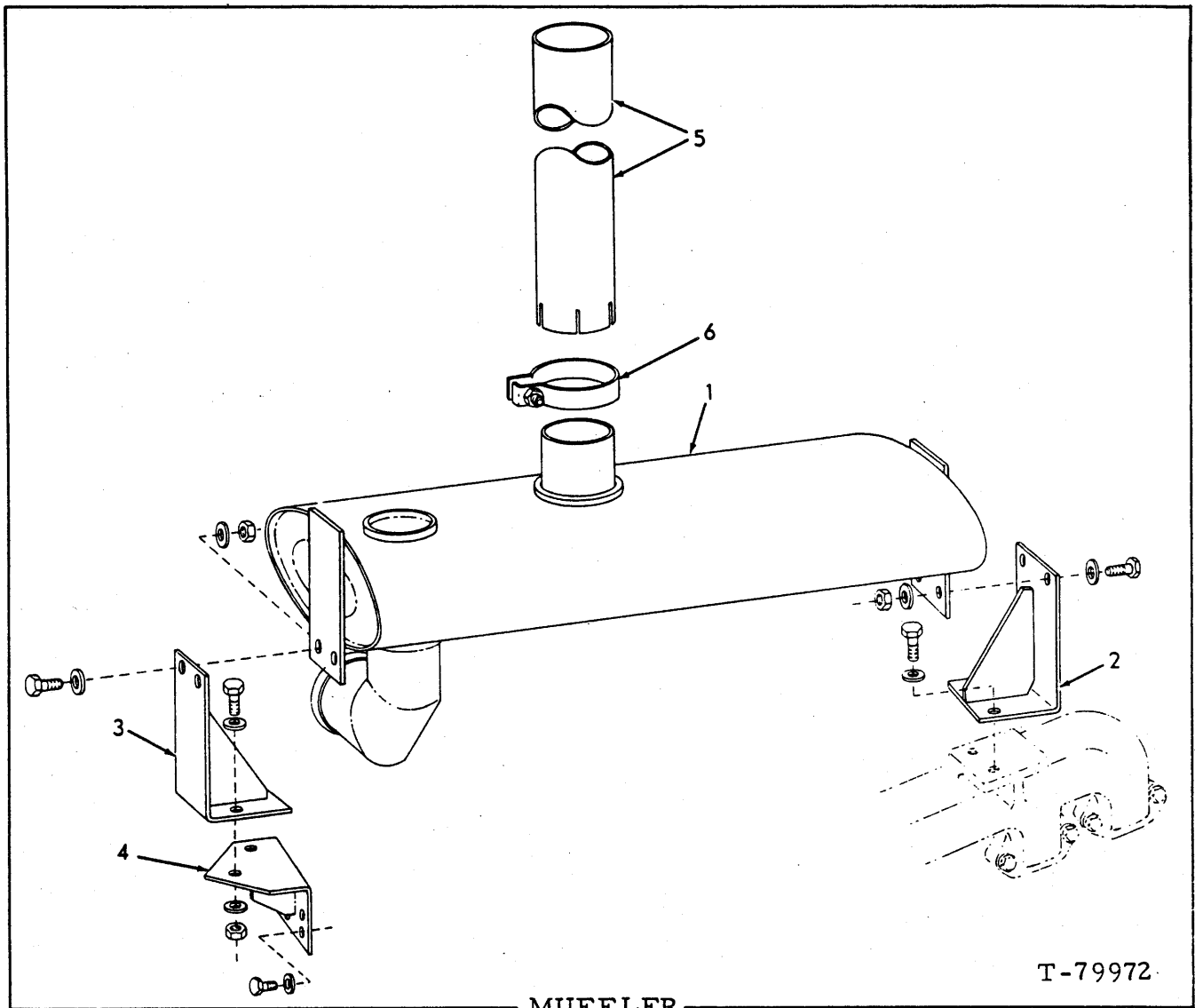
### AIR CLEANER ASSEMBLY

USAGE: See page 97



ITEM	PART NO.	QTY.	DESCRIPTION
-	70655272	1	PRE-CLEANER ASSY., air (Includes items 1 thru 3)
1	70651268	1	COVER
2	70651270	1	BOWL, sediment (clear plastic)
3	70650386	1	SLEEVE ASSY. (Includes stud)

T-72430



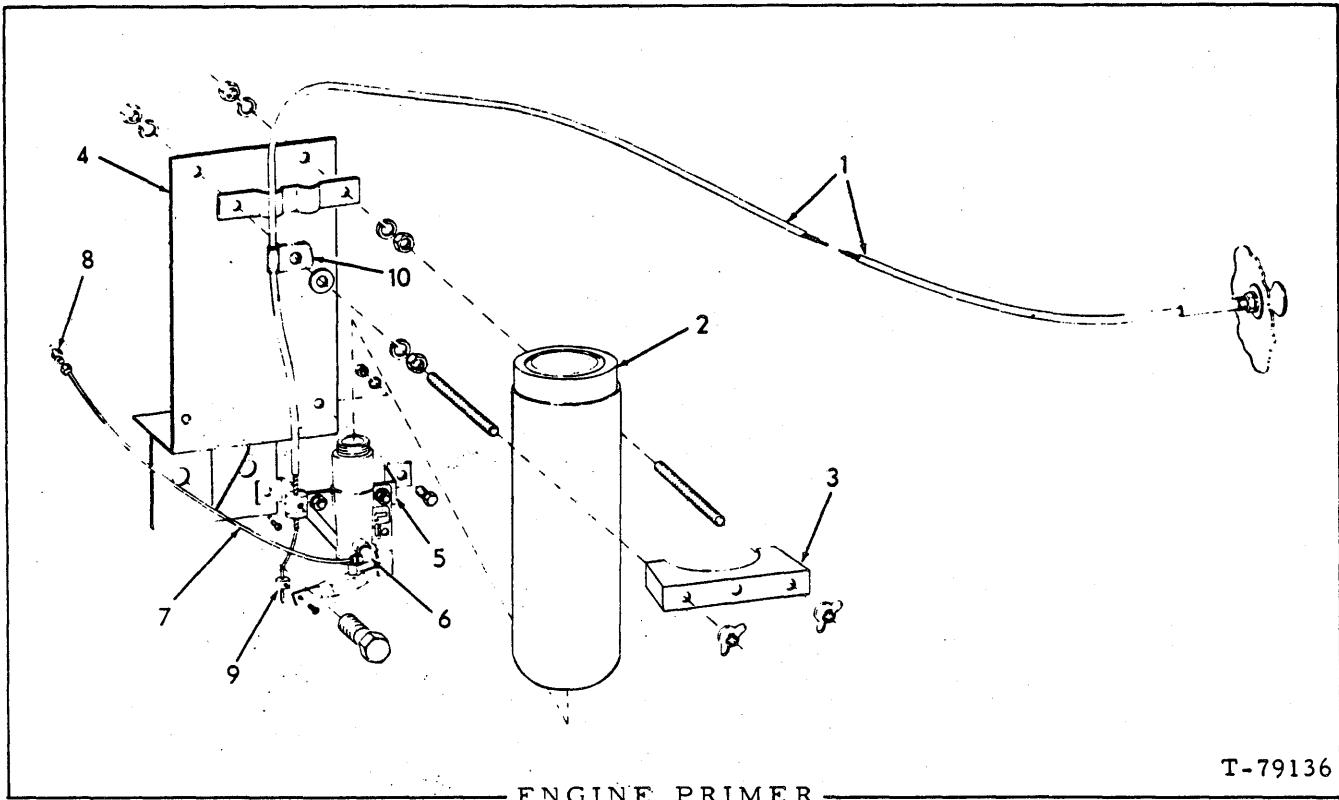
T-79972

MUFFLER

USAGE: Engines serial No. 11-26427 and up

ITEM	PART NO.	QTY.	DESCRIPTION
1	70692330	1	MUFFLER
	70920583	4	CAPSCREW, 1/2"NC x 1-1/2"
	70677008	8	WASHER
	70900369	4	NUT, 1/2"NC
2	70692555	1	ANGLE
	70920574	2	CAPSCREW, 1/2"NC x 1-3/4"
	70677008	2	WASHER
3	70692547	1	ANGLE
	70920583	2	CAPSCREW, 1/2"NC x 1-1/2"
	70677008	4	WASHER
	70900369	2	NUT, 1/2"NC
4	70692550	1	ANGLE
	70927173	4	CAPSCREW, 3/8"NC x 1-1/8"
	70677006	4	WASHER
5	70696852	1	PIPE, exhaust
6	70634091	1	CLAMP (Includes hardware)



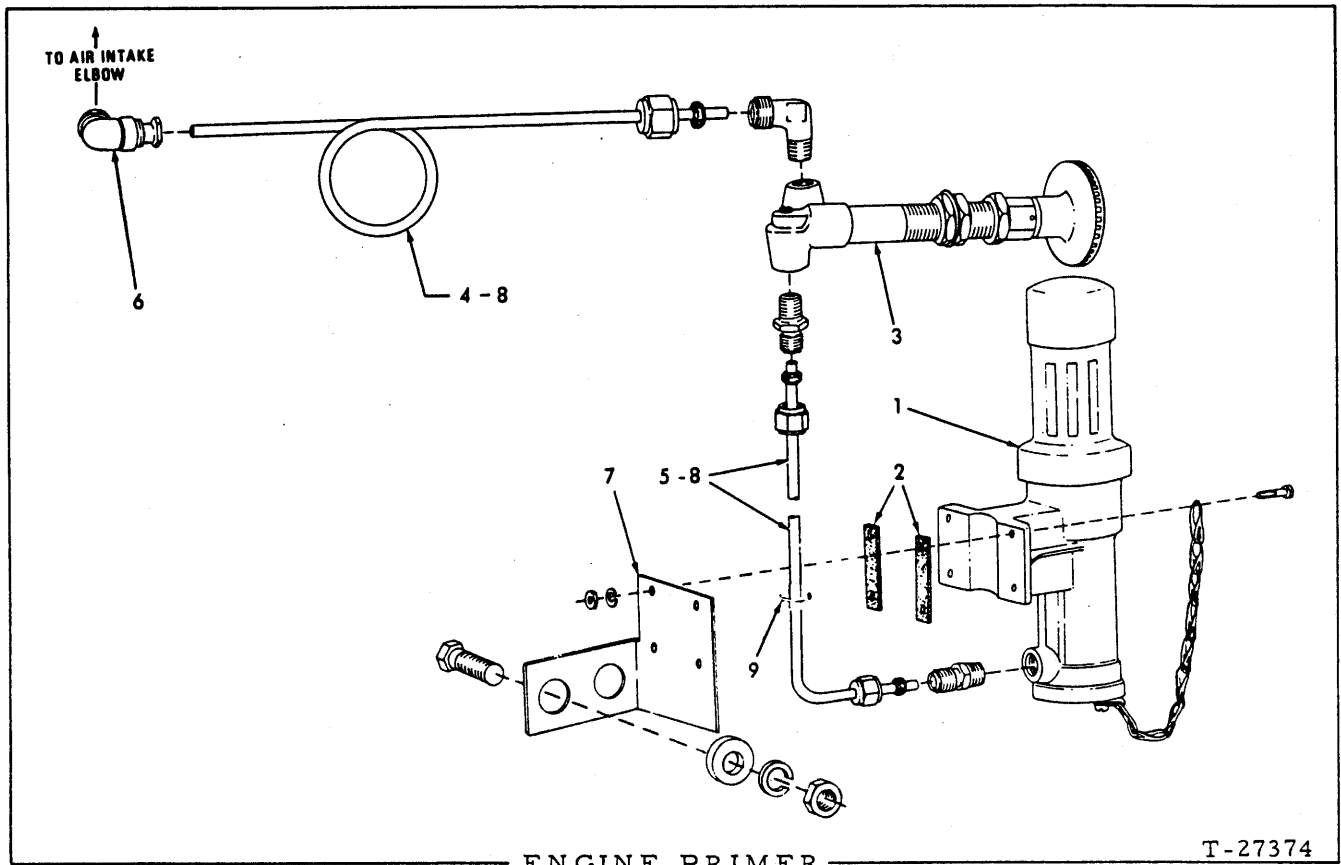


ENGINE PRIMER

T-79136

USAGE: Special equipment. Effective April 1973.

ITEM	PART NO.	QTY.	DESCRIPTION
1	70684988	1	CABLE ASSY., control (Includes lockwasher and mounting nut)
	70917378	2	WASHER, plain
2	73100082	1	TANK
3	70669359	1	CLAMP ASSY., tank supporting
4	70684979	1	PLATE, tank supporting
	70920582	2	CAPSCREW, 1/2"NC x 1-1/4"
5	70669526	1	BRACKET ASSY., valve
	70906820	1	SCREW, machine, #10-32 x 5/16" (cable attaching)
	70928138	2	CAPSCREW, 1/4"NC x 5/8"
	70919311	2	LOCKWASHER, 5/16"
	70911024	2	NUT, 1/4"NC
6	70688861	1	ELBOW, tube connecting
7	70669053	1	TUBE, valve to atomizer
8	74320811	1	JET
	70912589	1	NUT, compression
	70911841	1	SLEEVE, compression
9	70690421	1	STOP, cable
	70906820	1	SCREW, machine, #10-32 x 5/16"
10	70639388	1	CLIP, cable supporting
	70910335	1	WASHER, plain

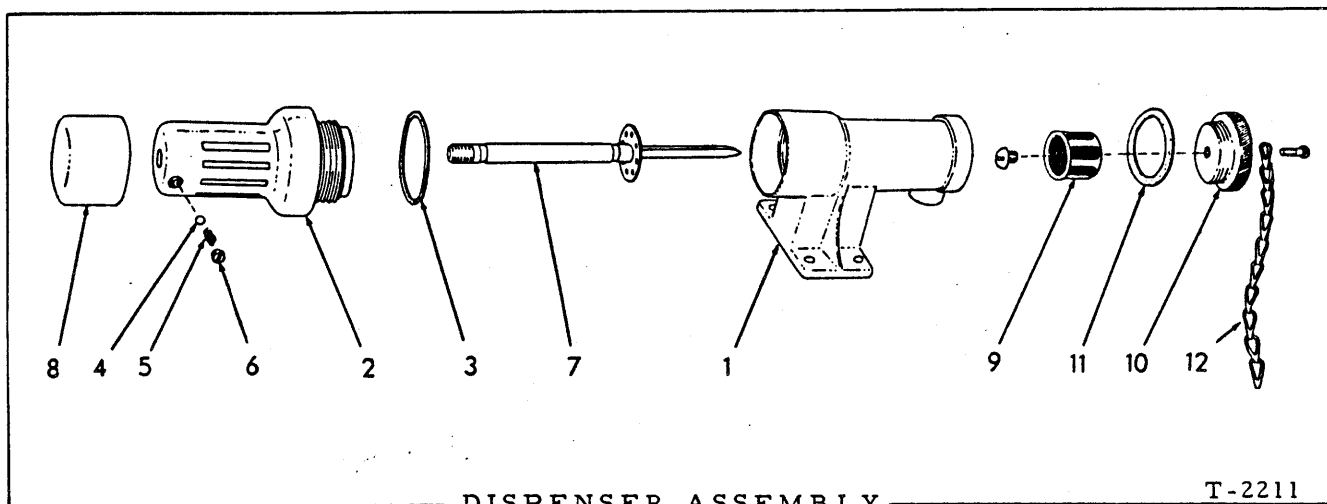


ENGINE PRIMER

T-27374

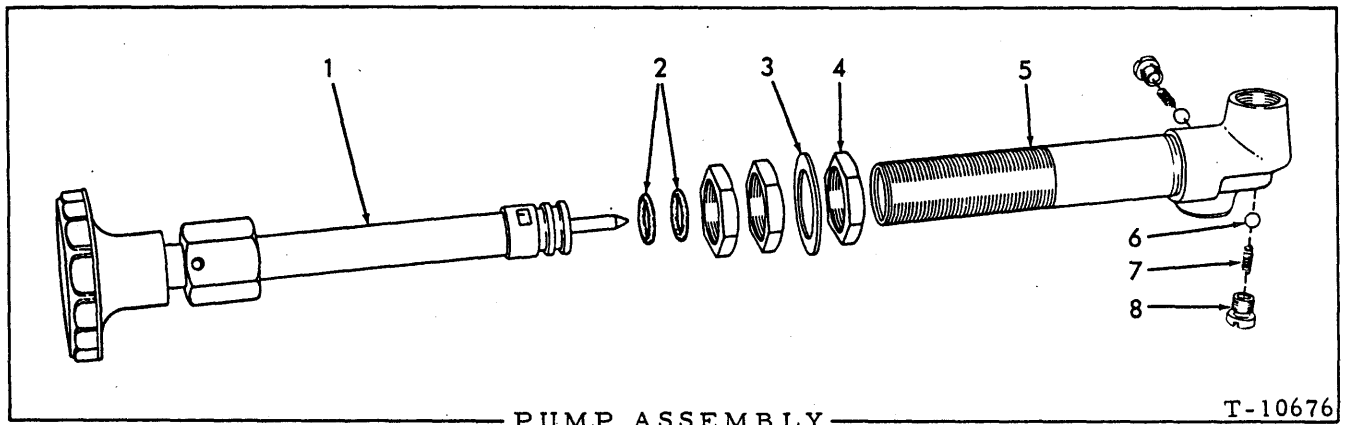
USAGE: Special equipment. Used prior to April 1973.

ITEM	PART NO.	QTY.	DESCRIPTION
1	-----	1	DISPENSER ASSY., priming fuel (See page 102)
	70913706	4	CAPSCREW, #10-24NC x 1"
	70904203	4	LOCKWASHER, #10
	70901310	4	NUT, #10-24NC
2	70066261	6	GASKET, dispenser mounting
3	-----	1	PUMP ASSY. (See page 103)
4	-----	1	TUBE (Order item 8)
	70915488	1	NUT, Sealastic, 1/8" tube
	70915486	1	RING, Sealastic, 1/8" tube (Includes ferrule)
	70915557	1	ELBOW, Sealastic, 1/8" tube, 1/8"NPT male
5	-----	1	TUBE (Order item 8)
	70915488	2	NUT, Sealastic, 1/8" tube
	70915486	2	RING, Sealastic, 1/8" tube (Includes ferrule)
	70915556	2	CONNECTOR, Sealastic, 1/8" tube, 1/8"NPT male
6	70066517	1	ELBOW ASSY., fuel spray (Includes nozzle, nut and sleeve. Serviced only as a unit)
7	70660852	1	BRACKET, dispenser mounting (Tractors #13368 and up)
	70922763	2	CAPSCREW, 3/8"NC x 1"
	70677006	2	WASHER, plain
	70910287	2	LOCKWASHER, 3/8"
	70911026	2	NUT, 3/8"NC
8	70066253	1	TUBING, copper, 1/8"O.D., 10 ft. roll (Use as required)
9	70925094	1	TIE, supporting



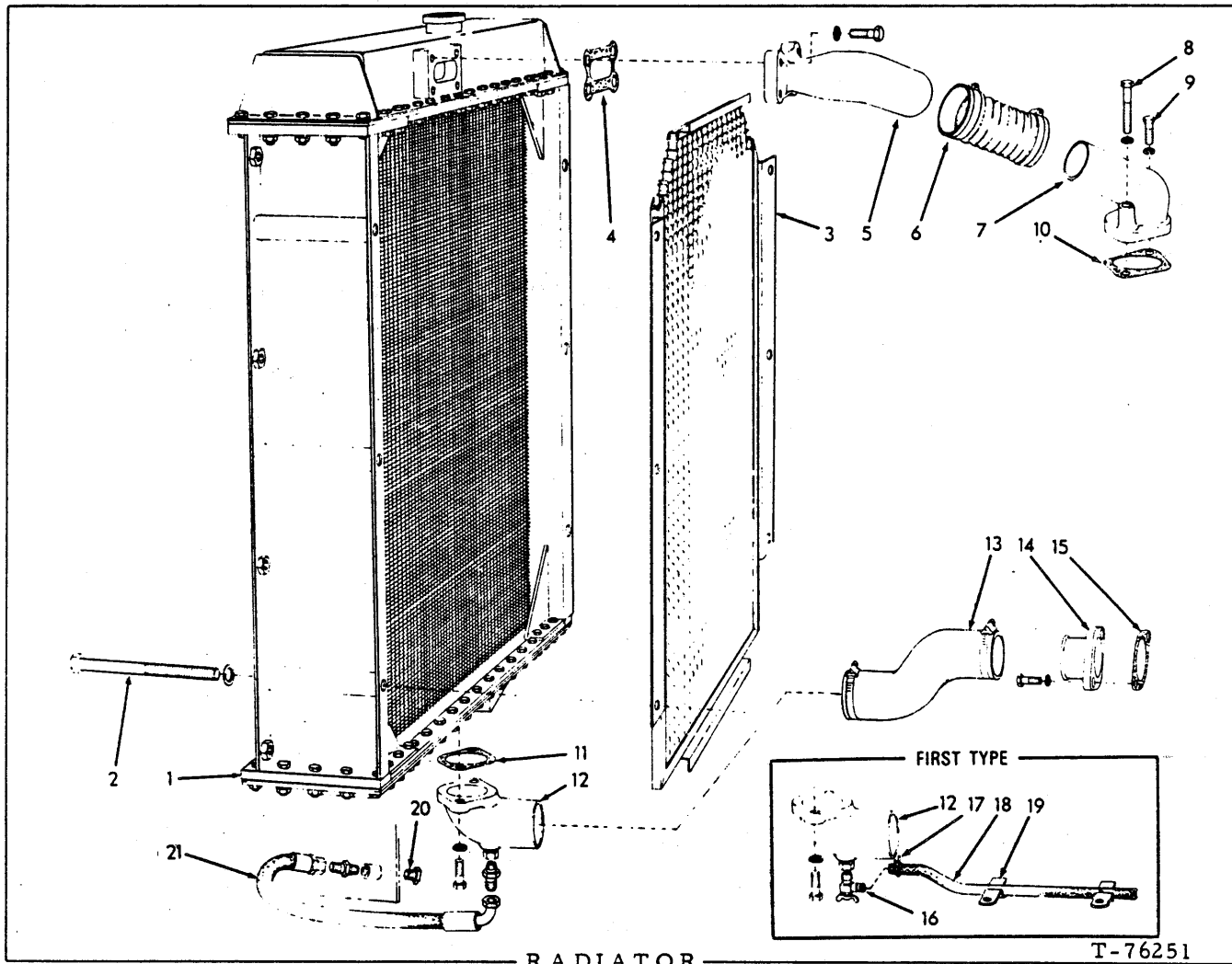
USAGE: See page 101

ITEM	PART NO.	QTY.	DESCRIPTION
-	70075771	1	DISPENSER ASSY. (Includes items 1 thru 12)
1	70068878	1	BODY, fuel dispenser
2	70068879	1	CHAMBER, fuel dispenser
3	70069164	1	GASKET, fuel dispenser chamber
4	70905357	1	BALL, steel, 3/16" diam.
5	70066251	1	SPRING, plunger locking ball
6	70066252	1	PLUG, retaining, locking ball spring
7	70066255	1	PLUNGER, fuel dispenser
8	70068881	1	KNOB, fuel dispenser plunger
9	70068875	1	STRAINER, fuel dispenser
	70915432	1	SCREW, machine, 1/4"NC x 5/16"
10	70075770	1	PLUG, fuel dispenser strainer
11	70068876	1	GASKET, fuel dispenser strainer plug
12	70075769	1	CHAIN, strainer plug retaining
	70901781	1	SCREW, machine, fil-hd., #10-32NF x 1/2"



USAGE: See page 101

ITEM	PART NO.	QTY.	DESCRIPTION
-	70092160	1	PUMP ASSY. (Includes items 1 thru 8)
1	-----	1	PISTON ASSY. (Not serviced separately)
2	70923560	2	O-RING, plunger
3	70066873	1	WASHER, mounting
4	70066872	3	NUT, mounting
5	-----	1	BARREL ASSY. (Not serviced separately)
6	70066876	2	BALL, check valve (5/32" diam.)
7	70066875	2	SPRING, check valve
8	70066874	2	RETAINER, check valve

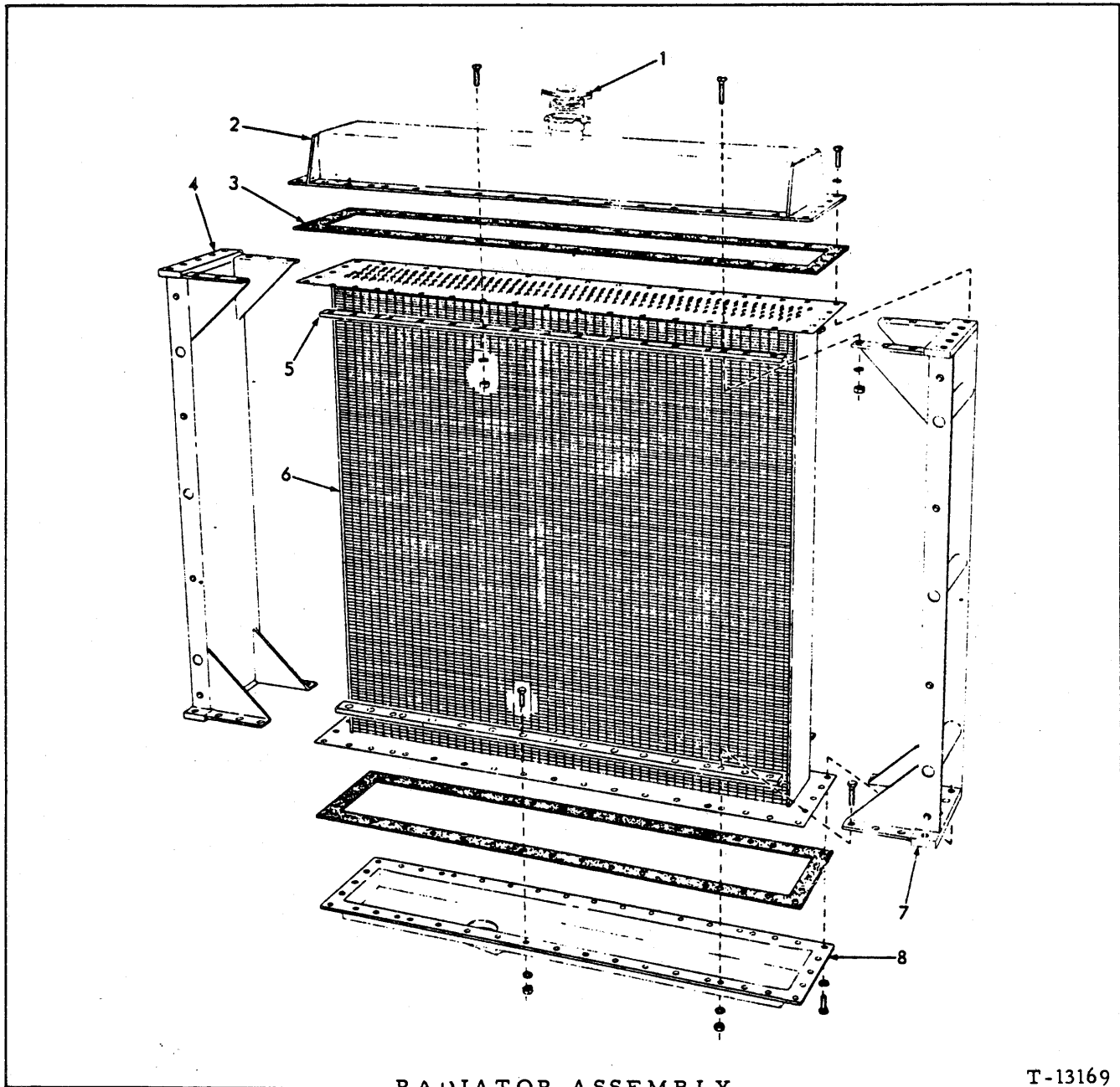


ITEM	PART NO.	QTY.	DESCRIPTION
1	-----	1	RADIATOR ASSY. (See page 106)
2	70649852	6	CAPSCREW, 5/8" x 8-1/4"
	70912942	6	LOCKWASHER, 5/8"
3	70678360	1	GRID, (Special equipment)
4	70084888	1	GASKET, radiator inlet elbow
5	70084042	1	ELBOW, radiator inlet elbow
	70921569	4	CAPSCREW, 7/16"NC x 1-1/4"
	70914678	4	LOCKWASHER, 7/16"
6	70088349	1	HOSE, radiator inlet (4-1/2" long)
	70921913	2	CLAMP, hose, adjustable, 1-7/8" to 2-3/4" diam.
7	70634244	1	ELBOW, engine water outlet
8	70924618	1	CAPSCREW, 7/16"NC x 3"
9	70927485	1	CAPSCREW, 7/16"NC x 1"
	70929154	2	LOCKWASHER, 7/16"
10	74300145	1	GASKET, engine water outlet elbow

(Continued)

RADIATOR (Continued)

ITEM	PART NO.	QTY.	DESCRIPTION	
11	74310257	1	GASKET, radiator outlet elbow	
12	70084010	1	ELBOW, radiator outlet	
	70921569	2	CAPSCREW, 7/16"NC x 1-1/4"	
	70914678	2	LOCKWASHER, 7/16"	
13	70678190	1	HOSE, radiator outlet	
	70921914	2	CLAMP, hose, adjustable, 2-5/16" to 3-1/4" diam.	
14	74347872	1	PIPE, engine water inlet	
	70916271	2	CAPSCREW, 3/8"NC x 1"	
	70904206	2	LOCKWASHER, 3/8"	
15	74346456	1	□GASKET, water inlet pipe	
16	70089894	1	COCK, drain	} Tractors prior to unit #17345
	70912483	1	ADAPTER, pipe reducing, 3/8"NPT female to 1/4"NPT male	
17	70089107	1	CLAMP, drain hose	
18	70092652	1	HOSE, water drain	
19	70092758	2	CLIP, supporting, water drain hose	
20	70918951	1	PLUG, pipe, hex-hd., brass, 3/8"NPT	
21	70682522	1	HOSE ASSY. (See HOSE PARTS)	} Tractor unit # 17345 and up
	70919205	1	CONNECTOR, flare type, 1/2" tube, 1/4"NPT male	
	70919063	1	CONNECTOR, flare type, 1/2" tube, 3/8"NPT male	



RADIATOR ASSEMBLY

T-13169

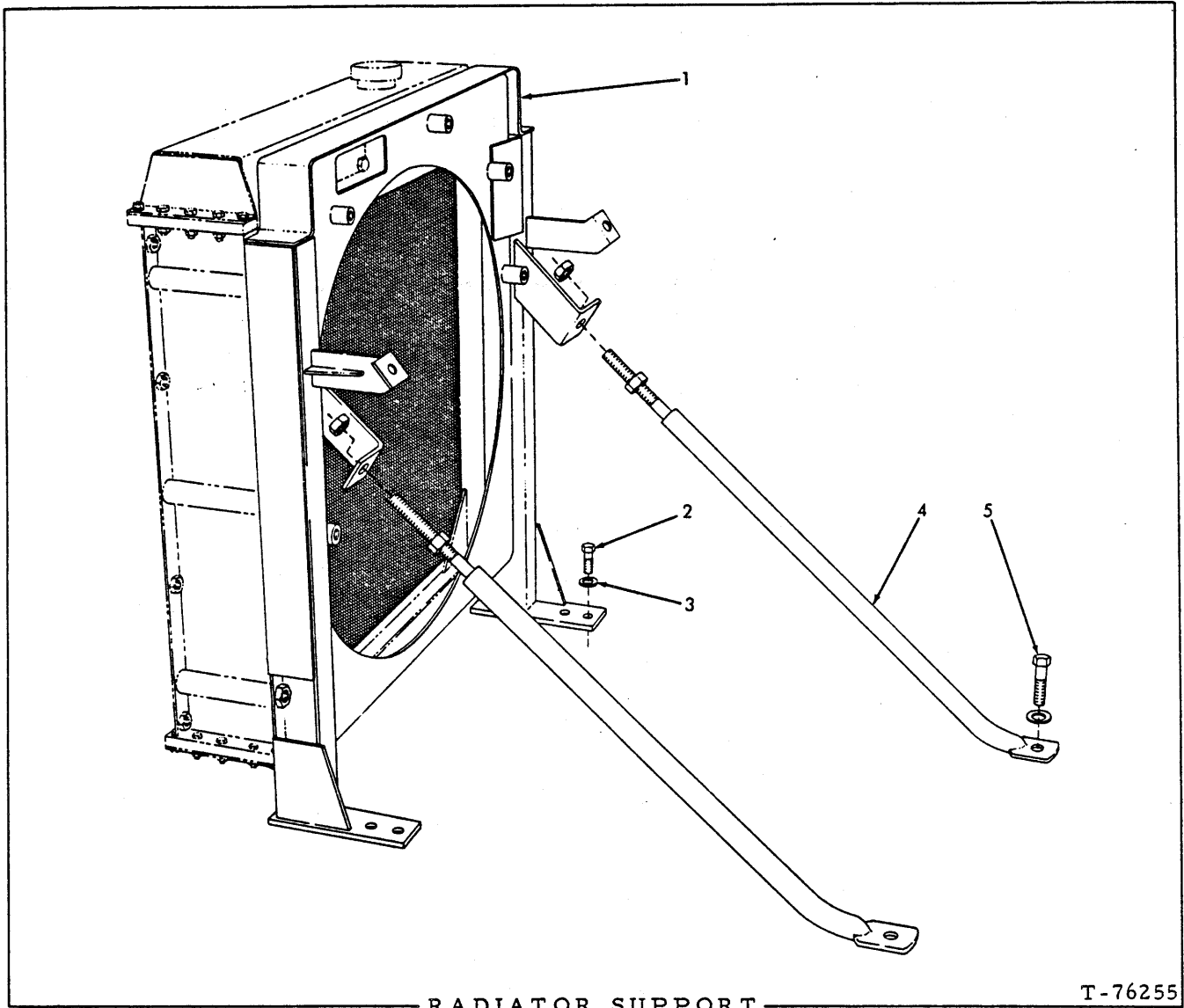
ITEM	PART NO.	QTY.	DESCRIPTION
-	70682039	1	RADIATOR ASSY. (Includes items 1 thru 8)
1	70087528	1	CAP, pressure
2	70678281	1	TANK, top
	70921566	30	CAPSCREW, 5/16"NC x 1"
	70922843	18	CAPSCREW, 5/16"NC x 1-1/4"
	70910286	48	LOCKWASHER, 5/16"
	70911025	42	NUT, 5/16"NC
3	70678285	2	GASKET, core

(Continued)

RADIATOR ASSEMBLY (Continued)

ITEM	PART NO.	QTY.	DESCRIPTION
4	70678284	1	SIDE, radiator core, right
5	70678282	4	CLAMP, radiator core flange
6	70682046	1	CORE
7	70678283	1	SIDE, radiator core, left
8	70678286	1	TANK, bottom
	70921566	30	CAPSCREW, 5/16"NC x 1"
	70922843	18	CAPSCREW, 5/16"NC x 1-1/4"
	70910286	48	LOCKWASHER, 5/16"
	70911025	44	NUT, 5/16"NC

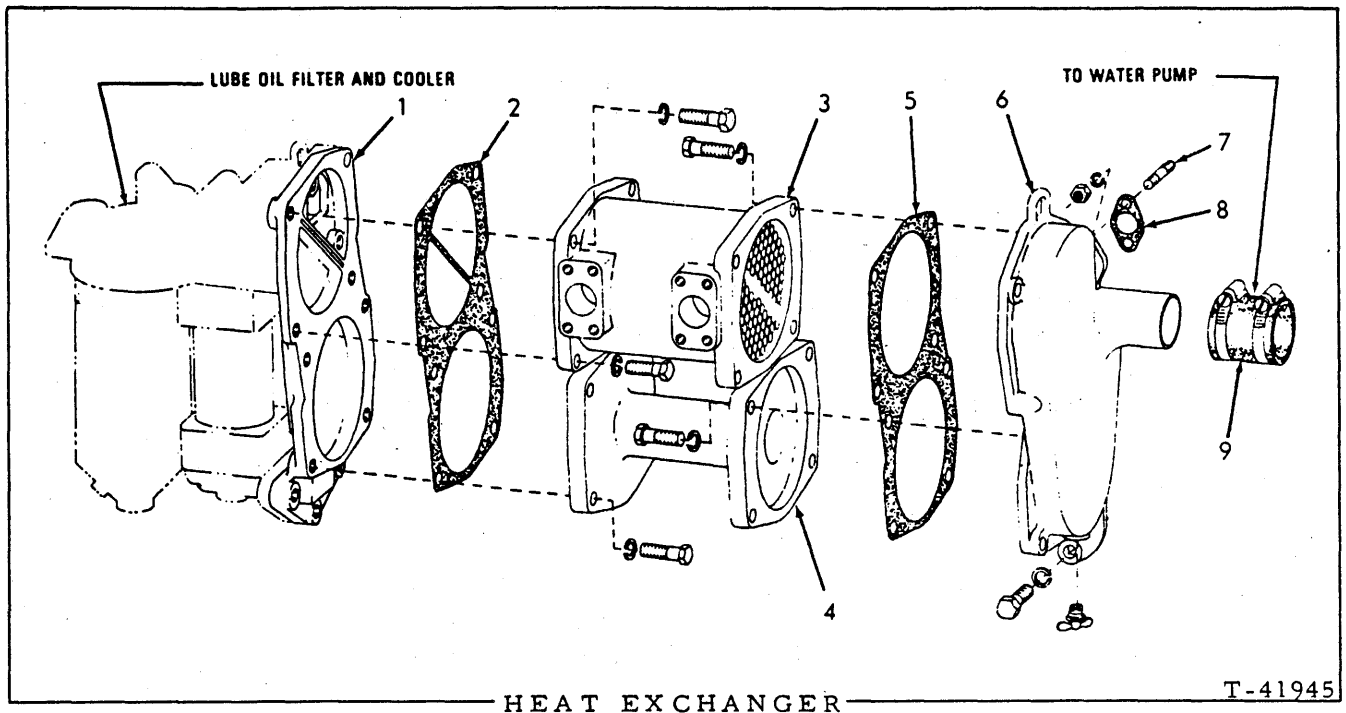




RADIATOR SUPPORT

T-76255

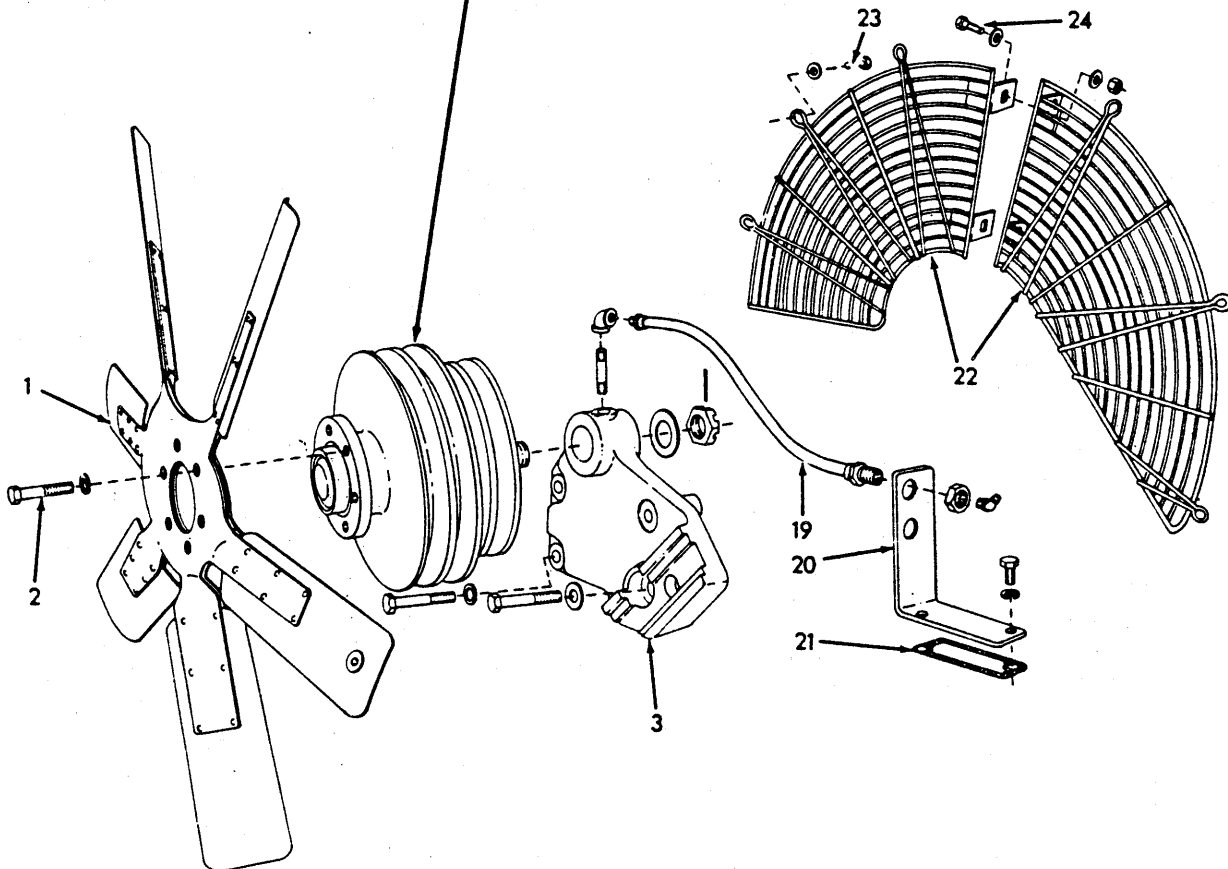
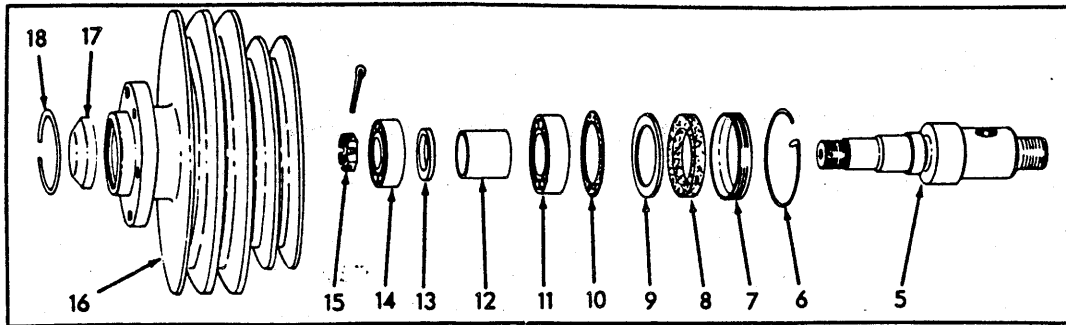
ITEM	PART NO.	QTY.	DESCRIPTION
1	70674599	1	SUPPORT, radiator
2	70921535	4	CAPSCREW, 5/8"NC 1-3/4"
3	70677010	4	WASHER, plain
4	70678181	2	BRACE
	70911046	4	NUT, 7/8"NF
5	70925415	2	CAPSCREW, 3/4"NC x 1-3/4"
	70914726	2	LOCKWASHER, 3/4"



HEAT EXCHANGER

T-41945

ITEM	PART NO.	QTY.	DESCRIPTION
1	74339116	1	COVER, rear
2	74339697	1	GASKET, rear cover
3	74357554	1	EXCHANGER, heat, transmission oil
	70916313	6	CAPSCREW, 1/2"NC x 1-3/4"
	70904208	6	LOCKWASHER, 1/2"
	70916255	1	CAPSCREW, 7/16"NC x 1-3/4"
	70904207	1	LOCKWASHER, 7/16"
4	74339216	1	TUBE, connecting
	70916313	8	CAPSCREW, 1/2"NC x 1-3/4"
	70904208	8	LOCKWASHER, 1/2"
5	74339698	1	GASKET, front cover
6	74321146	1	COVER, front
	70912415	1	COCK, drain, 1/4"NPT
	70921556	1	CAPSCREW, 1/2"NC x 2"
	70904208	1	LOCKWASHER, 1/2"
7	74514091	2	STUD, attaching, front cover
	74115287	2	NUT, 3/8"NF
	70904206	2	LOCKWASHER, 3/8"
8	74348185	1	□GASKET, front cover to block
9	74506737	1	HOSE, water pump to cooler
	70925758	2	CLAMP, hose, 2" to 3" diam.



FAN

T-76422

FAN

ITEM	PART NO.	QTY.	DESCRIPTION
			<u>NOTE:</u> See FAN DRIVE for fan belt
1	70655303	1	FAN, push type (Standard equipment)
	70685957	1	FAN ASSY., reversible (Optional)(See page 113)
2	70922763	6	CAPSCREW, 3/8"NC x 1"
	70930370	6	WASHER
3	74359605	1	BRACKET, fan mounting
	70916316	4	CAPSCREW, 1/2"NC x 2-1/2"
	70904208	3	LOCKWASHER, 1/2"
	70913432	1	WASHER, plain
4	74359606	1	HUB ASSY. (Consists of items 5 thru 18)
	70911174	1	NUT, jam, slotted, 1"NF
	70911159	1	WASHER, plain, SAE std., 1"
	70915946	1	PIN, roll, 5/32" x 1-1/4"
5	74336521	1	SPINDLE
6	74371707	1	LOCKWIRE, fan hub
7	74040386	1	RETAINER, spindle sealing washer
8	74040385	1	WASHER, spindle sealing (cork)
9	74040384	1	WASHER, retaining, rear bearing
10	74371710	1	GASKET, bearing retaining washer
11	74253863	1	BEARING, ball, rear
12	74040383	1	SPACER, spindle bearings
13	74640978	1	WASHER, spacing, front bearing
14	74253862	1	BEARING, ball, front
	74348502	1	NUT, spindle
15	70911064	1	PIN, cotter, 1/8" x 1-3/8"
	74359607	1	HUB, fan
17	70088561	1	CAP, hub
18	74042081	1	RING, snap, cap retaining
19	74336526	1	HOSE, lubricating (14-1/2" long)
	70917841	1	NIPPLE, pipe, 1/8"NPT x 1-3/4"
	70901676	1	ELBOW, pipe, 1/8"NPT
	70915274	1	FITTING, lubricating, 45°, 1/8"NPT
	70911049	1	NUT, jam, 5/8"NF
20	74339769	1	BRACKET, lubricating hose
	70916269	2	CAPSCREW, 3/8"NC x 7/8"
	70904206	2	LOCKWASHER, 3/8"

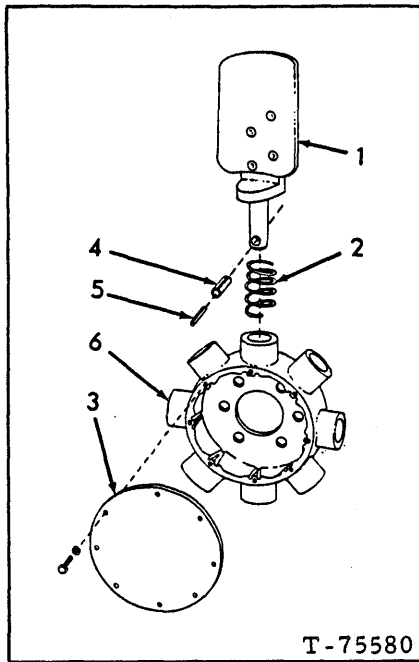
(Continued)

FAN (Continued)

ITEM	PART NO.	QTY.	DESCRIPTION
21	74354304	1	□GASKET, lubricating hose bracket
22	70679065	1	GUARD, fan (left)
	70679068	1	GUARD, fan (right)
23	70922763	6	CAPSCREW, 3/8"NC x 1"
	70677006	6	WASHER, plain
24	70921076	2	CAPSCREW, 3/8"NC x 1-1/4"
	70900817	4	WASHER, plain, U. S. std. , 3/8"
	70915891	2	NUT, 3/8"NC

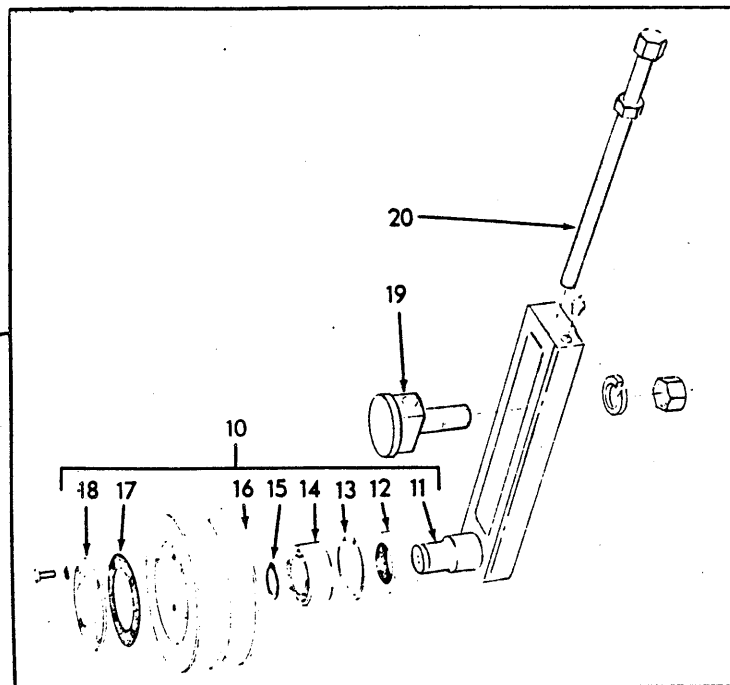
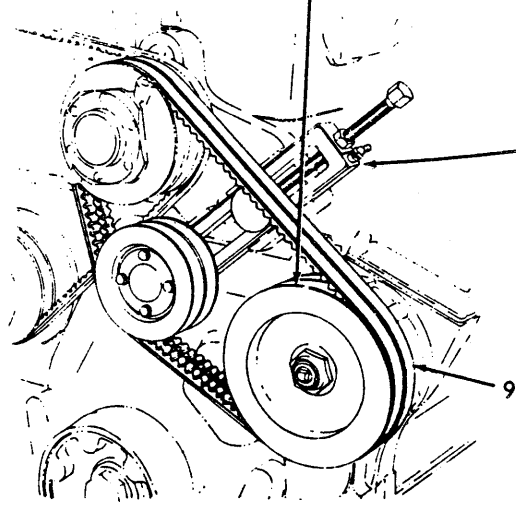
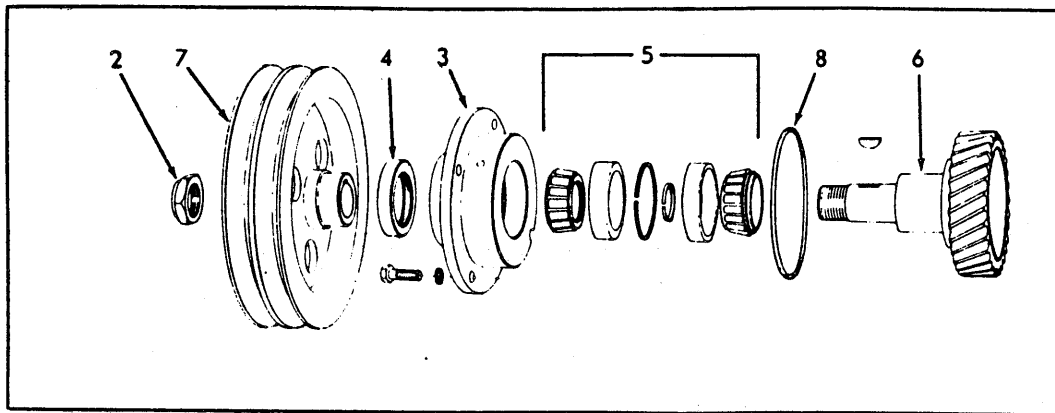
REVERSIBLE FAN PARTS  
("Huber")

USAGE: See page 111



ITEM	PART NO.	QTY.	DESCRIPTION
1	-----	8	BLADE (See NOTE below)
2	70668595	8	SPRING
3	70668594 70926339	1 8	COVER, dust CAPSCREW, #10-24 x 5/16" (Includes lockwasher)
4	70918623	8	PIN, blade retaining, outer
5	70927229	8	PIN, blade retaining, inner
6	-----	1	HUB (See NOTE below)

NOTE: Blade and Hub replacement require precision balancing. Return complete fan to HUBER REVERSIBLE FAN CO., 2103 Hershey Rd., Erie Pa. 16509.



FAN DRIVE

T-72396

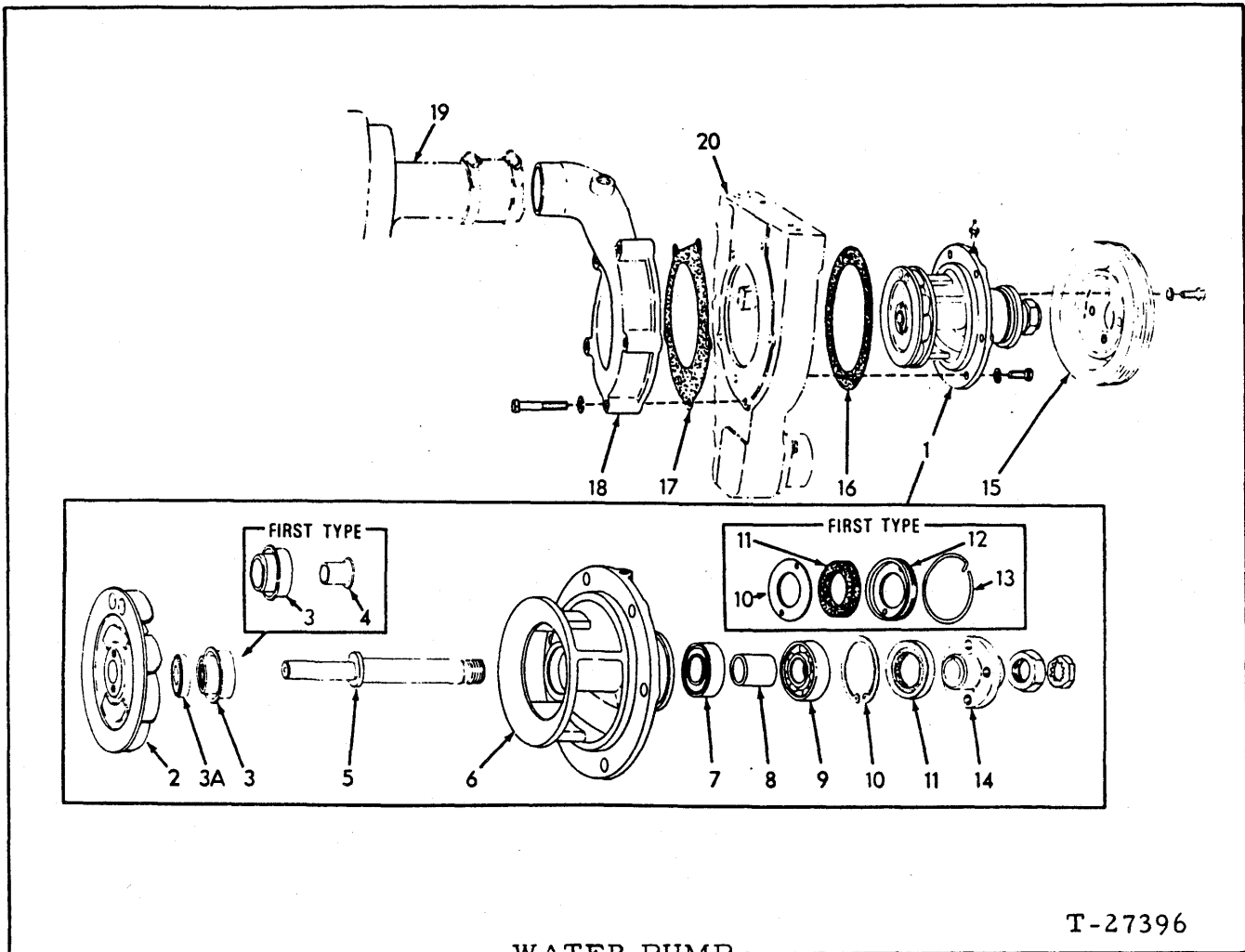
ITEM	PART NO.	QTY.	DESCRIPTION
1	74321384	1	DRIVE ASSY. (Includes items 2 thru 7)
	70916271	4	CAPSCREW, 3/8"NC x 1"
	70904206	4	LOCKWASHER, 3/8"
2	74335476	1	NUT, flange retaining
3	74321383	1	FLANGE, mounting
4	74255587	1	SEAL, oil
5	74357289	1	BEARING, roller

(Continued)

FAN DRIVE (Continued)

ITEM	PART NO.	QTY.	DESCRIPTION
6	74359962	1	GEAR, fan drive
	70917755	1	KEY, #91 woodruff, 1/4" x 3/4"
7	74359772	1	PULLEY, fan drive
8	70923820	1	□O-RING, drive mounting
9	74359775	1	BELT SET, fan drive (Consists of 2 matched belts)
10	74349660	1	IDLER ASSY., belt tightening (Consists of items 11 thru 18)
11	74336587	1	SLIDE, fan idler
	70915275	1	FITTING, lubricating, 65°, 1/8"NPT
12	74254670	1	SEAL, oil
13	74254100	1	RING, snap, rear
14	74255031	1	BEARING, ball
15	74253555	1	RING, snap, front
16	74349662	1	PULLEY
17	74347752	1	GASKET, pulley cover
18	74347751	1	COVER, pulley
	70915343	4	CAPSCREW, 1/4"NC x 5/8"
	70904204	4	LOCKWASHER, 1/4"
19	74349666	1	BOLT, clamping, fan idler slide
	70904369	1	LOCKWASHER, 3/4"
	70910175	1	NUT, 3/4"NF
20	74349667	1	CAPSCREW, fan belt adjustment
	70910325	1	NUT, 1/2"NC





WATER PUMP

T-27396

\*Original equipment  
 \*\*Service replacement

NOTE: See Alternator for listing of driving belt

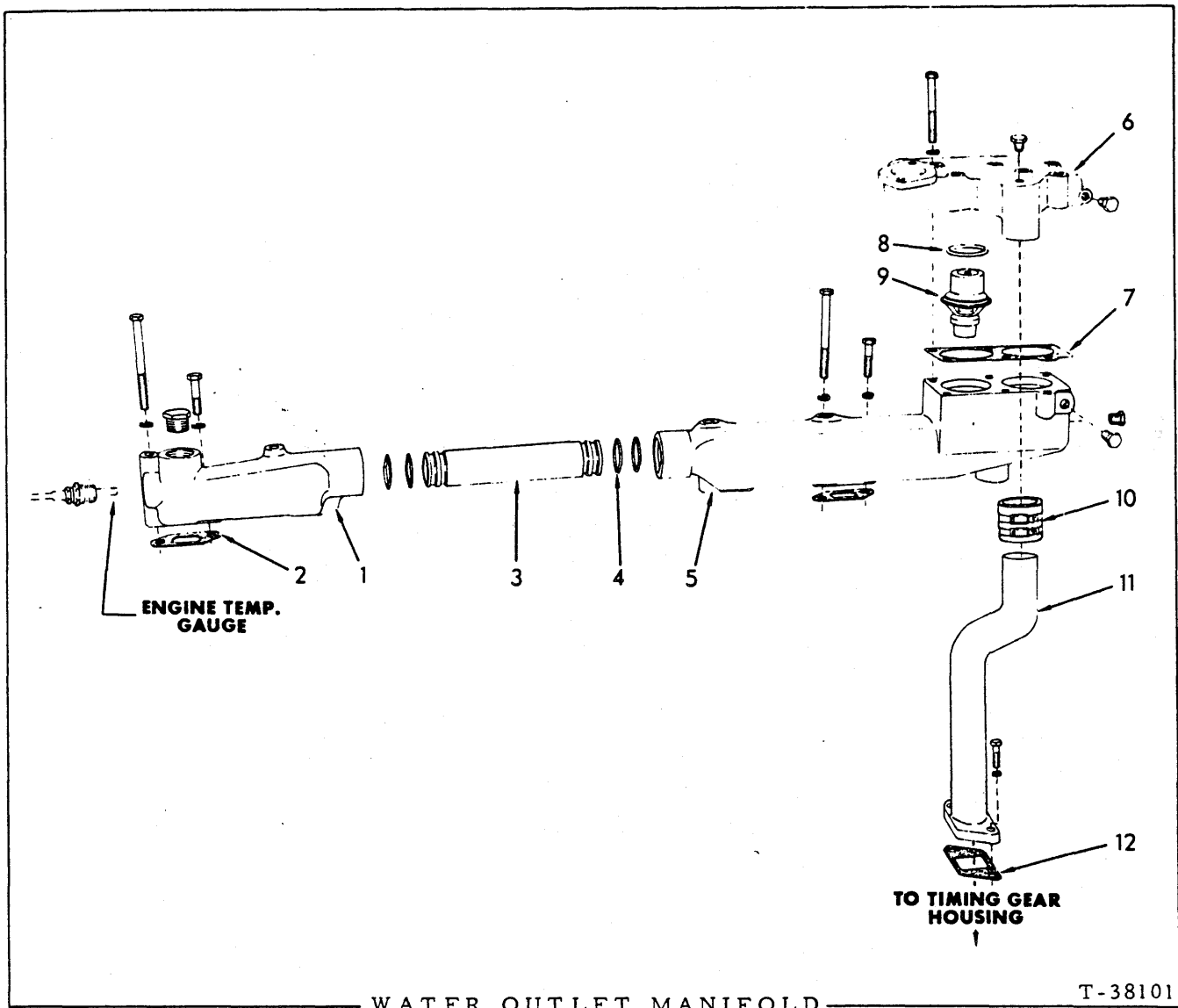
ITEM	PART NO.	QTY.	DESCRIPTION
		* **	
1	74320996	1 -	PUMP ASSY. (Includes items 2 thru 14, and 16)
	74322027	- 1	PUMP ASSY. (Includes items 2 thru 14, and 16)
	70914465	1 1	FITTING, lubricating, straight, 1/8"NPT
	70916271	6 6	CAPSCREW, 3/8"NC x 1"
	70910287	6 6	LOCKWASHER, 3/8"
2	-----	1 -	IMPELLER ASSY. (Includes ceramic insert)(Order item 21)
	-----	- 1	□IMPELLER ASSY. (Order item 21)
3	74507091	1 -	SEAL ASSY.
	-----	- 1	□SEAL ASSY.
3A	-----	- 1	□SEAL, ceramic } Order item 22
4	74507084	1 1	FLINGER, water
5	74358788	1 1	SHAFT ASSY.
6	-----	1 1	BODY, water pump (Order item 1)
7	74044212	1 1	BEARING, ball, rear
8	74044211	1 1	SPACER, bearing

(Continued)

WATER PUMP (Continued)

ITEM	PART NO.	QTY.	DESCRIPTION
		* **	
9	74044210	1 1	BEARING, ball, front
10	74044209	1 -	WASHER, retaining
	70927801	- 1	RING, retaining
11	74348825	1 -	WASHER, sealing
	74321697	- 1	SEAL
12	74335320	1 -	RETAINER, sealing washer
13	74053968	1 -	RING, snap, sealing washer retainer
14	74359280	1 1	FLANGE, driving pulley
	70910847	1 1	NUT, 3/4"NF
	70917680	1 1	NUT, pal locking
15	74339503	1 1	PULLEY
	70911169	4 4	CAPSCREW, 5/16"NF x 5/8"
	70904205	4 4	LOCKWASHER, 5/16"
16	74346744	1 1	□ GASKET, water pump
17	74335056	1 1	□ GASKET, water pump volute
18	74321713	1 1	VOLUTE (Includes 5 Capscrews 70915990)
	70916274	5 5	CAPSCREW, 3/8"NC x 2-1/4" (Engine prior to #11-28447)
	70915990	5 5	CAPSCREW, 3/8"NC x 2-3/4" (Engine #11-28447 and up)
	70910287	5 5	LOCKWASHER, 3/8"
19	-----	- -	HEAT EXCHANGERS (See page 130)
20	-----	- -	TIMING GEAR HOUSING (See page 18)
21	74322283	1 1	IMPELLER AND SEAL KIT (Includes item 22 and instruction sheet)
22	74322303	- 1	SEAL KIT (Includes seal and instruction sheet)

□ Components of item 21

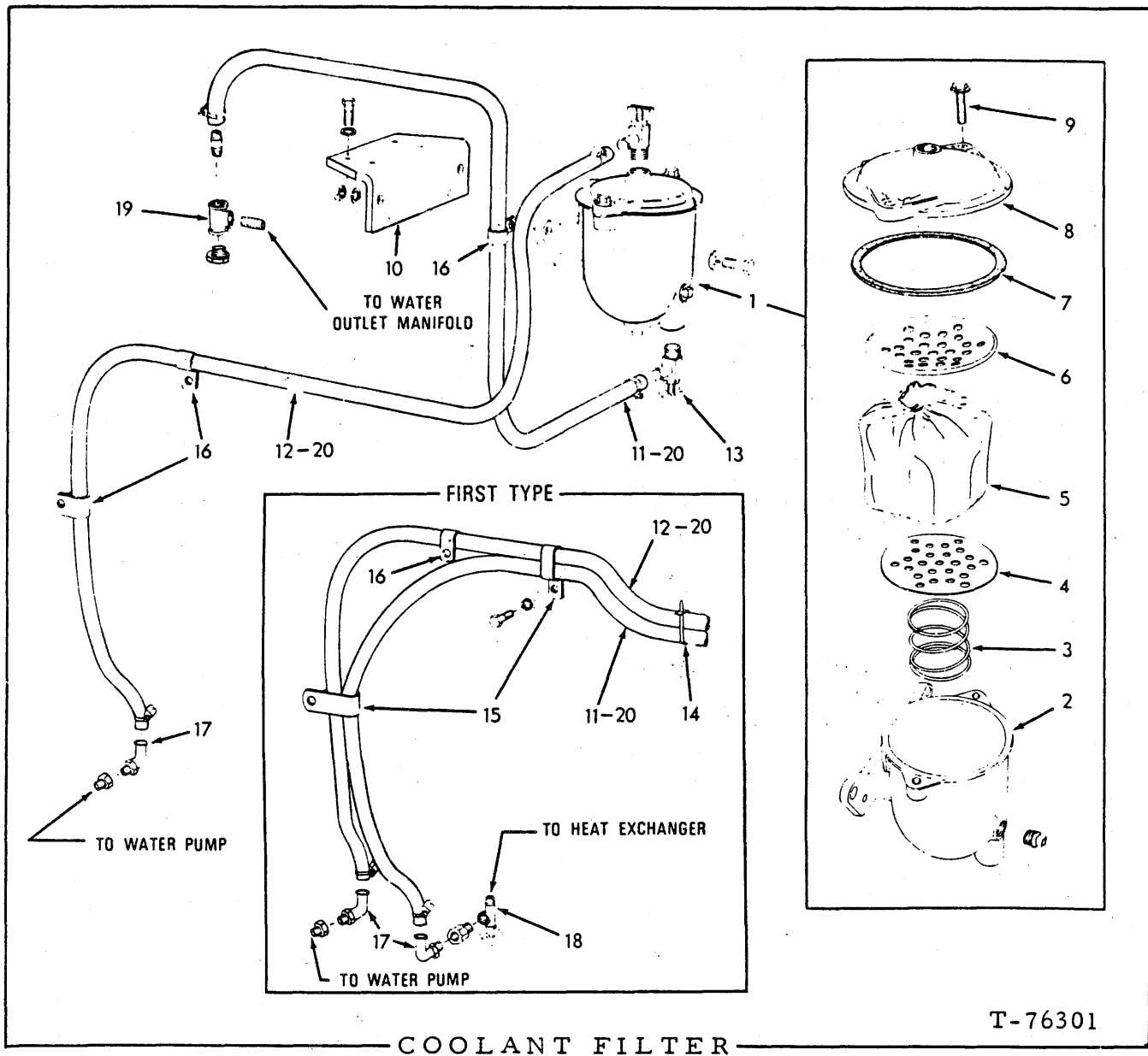


ITEM	PART NO.	QTY.	DESCRIPTION
1	74336506	1	MANIFOLD, water outlet, rear
	70920525	1	PLUG, pipe, hex-hd., 3/4"NPT
	70914847	2	CAPSCREW, 3/8"NC x 1-1/2"
	70916275	2	CAPSCREW, 3/8"NC x 3-3/4"
	70904206	4	LOCKWASHER, 3/8"
2	74336182	4	□ GASKET, water manifold
3	74336156	1	TUBE, water manifold connecting
4	70923813	4	□ O-RING, water manifold connecting tube
5	74359948	1	MANIFOLD, water outlet, front
	70920333	1	PLUG, hex-hd., 3/8"NPT
	70914847	2	CAPSCREW, 3/8"NC x 1-1/2"
	70916275	2	CAPSCREW, 3/8"NC x 3-3/4"
	70904206	4	LOCKWASHER, 3/8"

(Continued)

WATER OUTLET MANIFOLD (Continued)

ITEM	PART NO.	QTY.	DESCRIPTION
6	74358754	1	HOUSING ASSY., thermostat (Includes item 8)
	70919840	2	PLUG, pipe, 1/4" NPT
	70919227	6	CAPSCREW, 3/8" NC x 3-1/4"
	70904206	6	LOCKWASHER, 3/8"
7	74336263	1	□ GASKET, thermostat housing
8	74317554	2	SEAL, thermostat
9	74354537	2	THERMOSTAT
10	74337602	1	HOSE, water by-pass pipe
	70922198	2	CLAMP, hose, 1/2" to 2-1/2" diam.
11	74359947	1	PIPE, water by-pass
	70916272	2	CAPSCREW, 3/8" NC x 1-1/4"
	70904206	2	LOCKWASHER, 3/8"
12	74347031	1	□ GASKET, water by-pass pipe



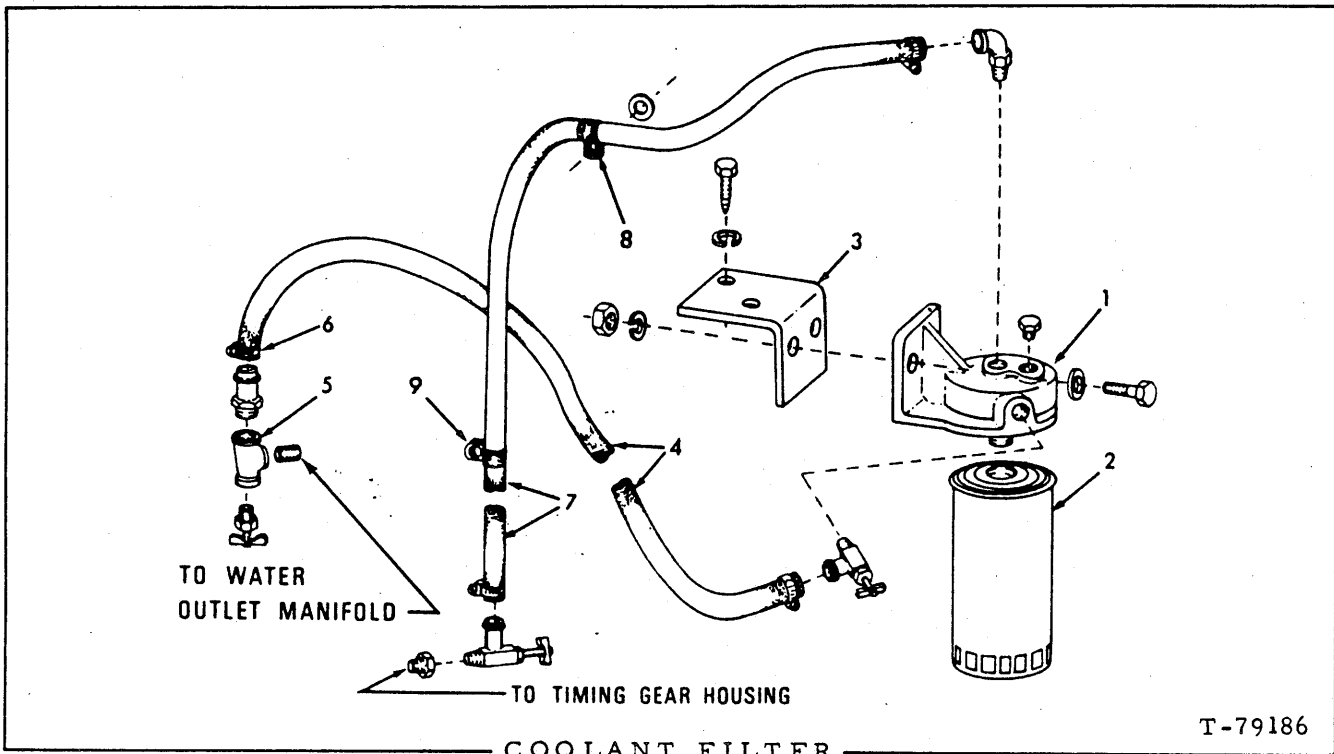
USAGE: Engines prior to serial No. 11-22076

ITEM	PART NO.	QTY.	DESCRIPTION
1	74359248	1	FILTER ASSY., water (Consists of items 2 thru 9. Has All-purpose element)
	70921556	2	CAPSCREW, 1/2"NC x 2"
	70910244	2	WASHER, plain
	70912441	2	LOCKWASHER, 1/2"
	70911028	2	NUT, 1/2"NC
2	74055031	1	BODY, filter
	70920131	2	PLUG, pipe, 3/8"NPT
3	74054569	1	SPRING, filter element
4	74054568	1	PLATE, filter element, lower

(Continued)

COOLANT FILTER (Continued)

ITEM	PART NO.	QTY.	DESCRIPTION
5	74059380	1	ELEMENT KIT, filter (Includes items 4, 6 and 7)(Chromate-type. For use with "Dowtherm" 209)
	74059979	1	ELEMENT KIT, filter (Includes items 4 and 7)(Original equipment. All-purpose, recommended for use with plain water as well as most types of permanent and non-permanent anti-freeze except "Dowtherm" 209)
6	74055034	1	PLATE, filter element, upper
7	74054566	1	GASKET, filter cover
8	74055032	1	COVER, filter
9	74055033	2	BOLT ASSY., filter cover (Includes washer)
10	70679380	1	ANGLE, filter mounting
	70927172	4	CAPSCREW, 1/2"NC x 1-1/4"
	70912441	4	LOCKWASHER, 1/2"
11	-----	1	HOSE, water pump to filter (43-1/2" long. Order item 20) (Tractors prior to unit #16507)
	-----	1	HOSE, water pump to filter (34" long. Order item 20)(Tractor #16507 and up)
	70921911	2	CLAMP, hose, 11/16" to 1-1/4" diam.
12	-----	1	HOSE, filter to water pump (50" long. Order item 20)
	70921911	2	CLAMP, hose, 11/16" to 1-1/4" diam.
13	70089894	2	COCK, drain
14	73044015	1	CLIP (Tractors prior to unit #16507)
15	74255066	2	CLAMP (for two hoses)(Tractors prior to unit #16507)
16	70927387	3	CLAMP (for one hose)(2 less required prior to tractor unit #16507)
17	74255286	1	ELBOW, water hose (1 additional required prior to tractor unit #16507)
	70912483	1	ADAPTER, pipe reducing, 3/8"NPT female, 1/4"NPT male (heat exchanger connection)(Tractors prior to unit #16507)
	70904271	1	BUSHING, pipe reducing, 1/2"NPT male, 3/8"NPT female (water pump connection)
18	70913938	1	TEE, pipe service, 1/4"NPT (Tractors prior to unit #16507)
19	70918598	1	TEE, pipe reducing, 3/8"NPT to 1/4"NPT
	70901478	1	NIPPLE, pipe, 1/4"NPT (Air venting)
	70919840	1	PLUG, pipe, 1/4"NPT
	70917191	1	NIPPLE, pipe, 3/8"NPT
			} Tractors unit #16507 and up
20	70920722	1	HOSE, rubber, 5/8" I.D., 25 ft. roll (Use as required)



T-79186

USAGE: Engine serial No. 11-22076 and up

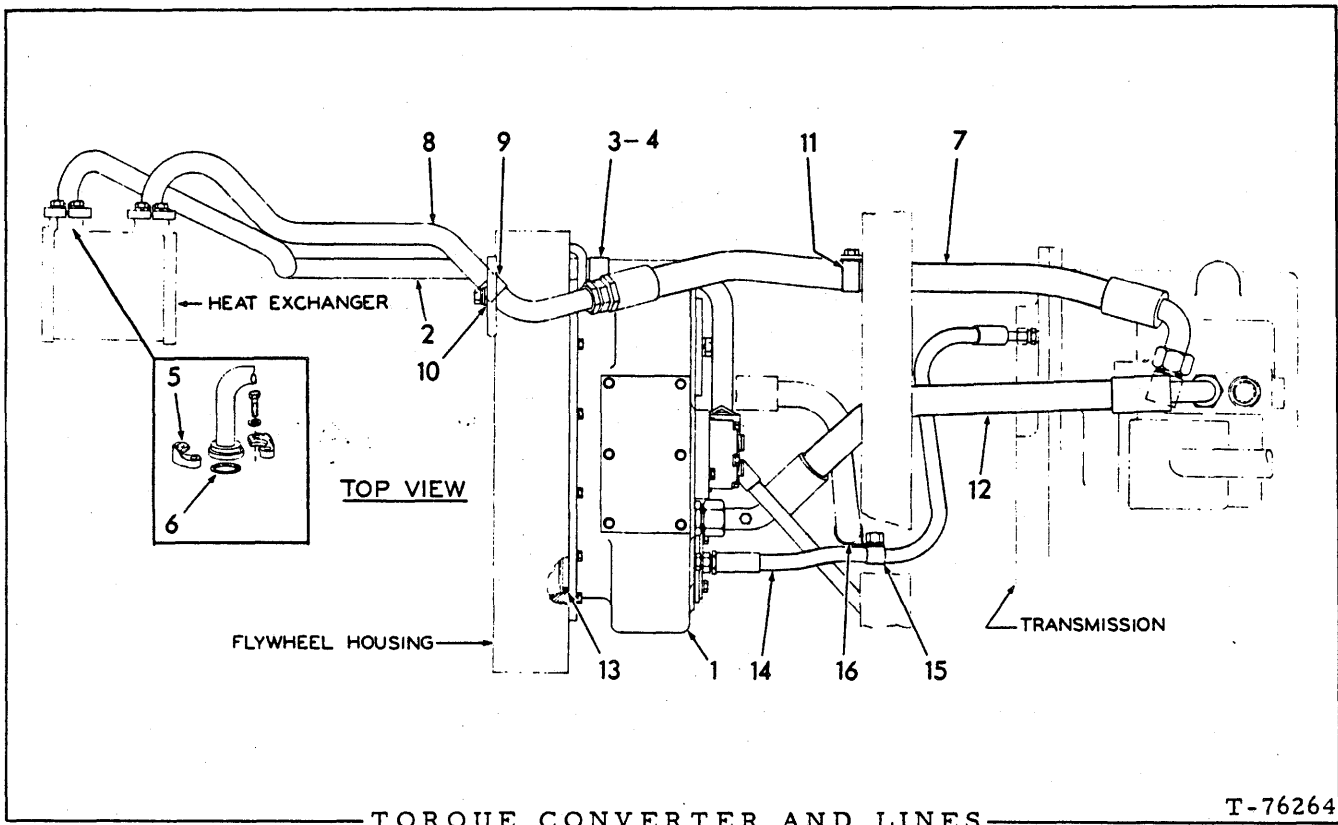
ITEM	PART NO.	QTY.	DESCRIPTION
1	74393427	1	BASE ASSY., filter (Includes PLUG indented below)
	70919134	1	PLUG, pipe, 1/8" NPT
	70916191	2	CAPSCREW, 7/16" NC x 1-1/2"
	70914678	2	LOCKWASHER, 7/16"
	70910919	2	WASHER, plain
	70912201	2	NUT, 7/16" NC
2	74393504	1	FILTER (Original equipment. All purpose, recommended for use with plain water as well as most types of permanent and non-permanent anti-freeze except "Dowtherm" 209)
	74393505	1	FILTER (Chromate type, for use with "Dowtherm" 209)
3	74320928	1	BRACKET, mounting (Engines prior to #11-24069)
	-----	1	BRACKET, mounting (Engine #11-24069 and up. See WATER SEPARATOR)
	70916311	2	CAPSCREW, 1/2" NC x 1-1/4"
	70912441	2	LOCKWASHER, 1/2"
4	70681927	1	HOSE, inlet (34" long)(Engines prior to #11-24069)
	74321113	1	HOSE, inlet (Engine #11-24069 and up)
	70925238	1	NIPPLE, hose, 3/8" NPT
	70089894	1	COCK, shut-off
5	70918598	1	TEE, pipe, reducing, 1/4" NPT side, 1/4" NPT and 3/8" NPT ends
	70901478	1	NIPPLE, pipe, 1/4" NPT x 7/8"
	70912415	1	COCK, T-handle, 1/4" NPT
6	70921911	4	CLAMP, hose, 11/16" x 1-1/4" diam.

(Continued)

COOLANT FILTER (Continued)

ITEM	PART NO.	QTY.	DESCRIPTION
7	74388184	1	HOSE, outlet (42-1/2" long)(Engines prior to # 11-24069)
	74321114	1	HOSE, outlet (Engine #11-24069 and up)
	74255286	1	ELBOW, 90°
	70904271	1	BUSHING, pipe reducing, 1/2"NPT x 3/8"NPT
	70089894	1	COCK, shut-off
8	70927387	2	CLAMP, insulated, outlet hose (1 less used on engines prior to #11-24069)
	70913544	1	WASHER, plain
9	70930233	1	CLAMP, insulated (double tube)(Engines prior to #11-24069)





TORQUE CONVERTER AND LINES

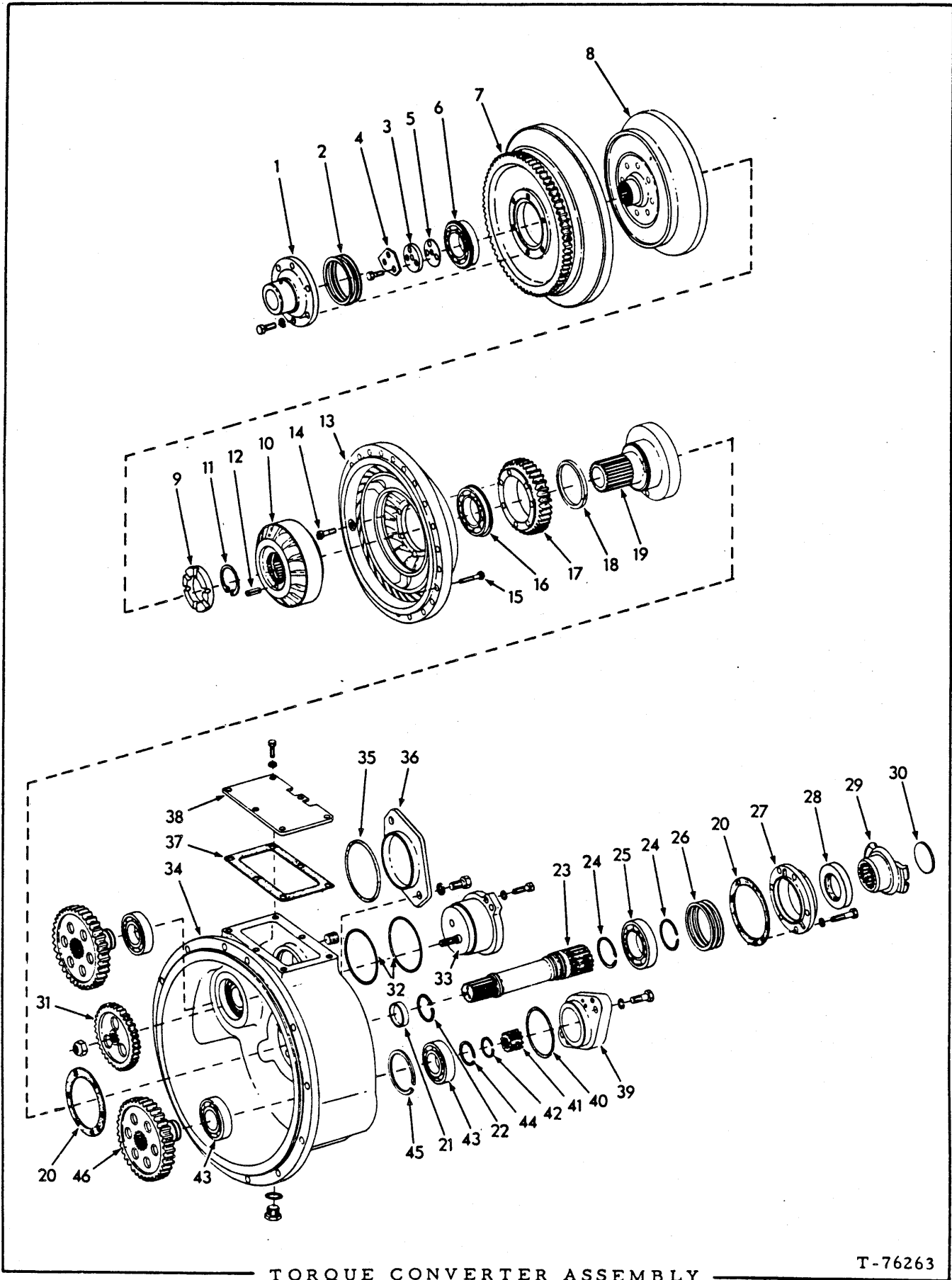
T-76264

ITEM	PART NO.	QTY.	DESCRIPTION
1	-----	1	CONVERTER ASSY. (See page 127)
	70927173	9	CAPSCREW, 3/8"NC x 1-1/8"
	70921076	3	CAPSCREW, 3/8"NC x 1-1/4"
	70910287	11	LOCKWASHER, 3/8"
	70677006	1	WASHER, plain
2	70674477	1	TUBE ASSY., converter to heat exchanger (Includes nut)
	70923713	1	ELBOW, adjustable, 90°, flare type, 1-1/4" tube, 1-5/8" straight thd. (Includes washer, nut and O-RING)
	70921235	1	□O-RING
3	70927311	1	CLIP, tube supporting
	70921175	1	CAPSCREW, 1/2"NC x 1"
	70677008	1	WASHER, plain
	70911028	1	NUT, 1/2"NC
4	70664531	1	ANGLE, tube supporting
5	70921117	4	FLANGE, heat exchanger lines
	70921569	8	CAPSCREW, 7/16"NC x 1-1/4"
	70914678	8	LOCKWASHER, 7/16"
6	70923664	2	□O-RING, heat exchanger lines
7	70681274	1	HOSE, heat exchanger to transmission (See HOSE PARTS)
8	70678904	1	TUBE ASSY., heat exchanger to transmission

(Continued)

TORQUE CONVERTER AND LINES (Continued)

ITEM	PART NO.	QTY.	DESCRIPTION
9	70927311	1	CLAMP
	70922763	1	CAPSCREW, 3/8" NC x 1"
	70677006	2	WASHER
	70911026	1	NUT, 3/8" NC
10	70678952	1	STRAP (Units with optional oil bath air cleaner only)
	70678905	1	STRAP
	70921175	1	CAPSCREW, 1/2" NC x 1"
	70912441	1	LOCKWASHER, 1/2"
11	70927390	1	CLIP
	70920582	1	CAPSCREW, 1/2" NC x 1-1/4"
	70677008	1	WASHER
	70911028	1	NUT, 1/2" NC
12	70668275	1	HOSE
	70922988	1	CONNECTOR, flare type, 1-1/4" tube, 1-5/16" male thd. (Includes O-RING)(rear end)
	70921214	1	O-RING
	70923343	1	CONNECTOR, flare type, 1-1/4" tube, 1-5/8" male thd. (Includes washer, nut and O-RING) (front end)
	70921235	1	O-RING
	70921467	1	CAP, flare fitting, 1/4" tube
13	70926008	1	□O-RING
14	70674072	1	HOSE (See HOSE PARTS)
	70919205	1	CONNECTOR, flare type, 1/2" tube, 1/4" NPT male
	70921466	1	CONNECTOR, flare type, 1/2" tube, 3/4" NPT male
15	70637589	1	STRIP
	70920582	1	CAPSCREW, 1/2" NC x 1-1/4"
	70912441	1	LOCKWASHER, 1/2"
	70911028	1	NUT, 1/2" NC
16	70198775	1	STRAP



TORQUE CONVERTER ASSEMBLY

T-76263

TORQUE CONVERTER ASSEMBLY

USAGE: See

ITEM	PART NO.	QTY.	DESCRIPTION
-	70674490	1	CONVERTER ASSY. (Includes items 1 thru 46)
1	70679783	1	HUB, input, front
	70922763	6	CAPSCREW, 3/8"NC x 1"
	70910287	6	LOCKWASHER, 3/8"
2	70665513	-	SHIM, adjusting (.005" thick)
	70665514	-	SHIM, adjusting (.010" thick)
	70665515	-	SHIM, adjusting (.020" thick)
			} Use as required
3	70664705	1	WASHER, end
	70922925	3	CAPSCREW, 5/16"NC x 3/4"
4	70664704	1	PLATE, capscREW locking
5	70678294	1	SHIM, adjusting (.030" thick)(Use as required)
6	70666430	1	BEARING, ball, turbine (Includes snap ring)
7	70664718	1	HOUSING, turbine
8	70664720	1	TURBINE
9	70664715	1	SPACER, stator
10	70664716	1	STATOR ASSY. (Includes items 11 and 12)
11	74253442	1	RING, snap, stator retaining
12	70916227	1	PIN, spring, 1/4" x 1"
13	70664725	1	IMPELLER (Has holes for 5/16" gear retaining bolts) (Early type)
	70678301	1	IMPELLER (Has holes for 7/16" gear retaining bolts) (Late type)(Units prior to #19459 including 19460, 19462, 19463)
	73109196	1	IMPELLER (Units #19459 and up excluding #19460, 19462, 19463)
14	70664728	7	BOLT, self-locking, 5/16"NF x 1-1/4" (Early type)
	70665564	7	BOLT, self-locking, 7/16"NF x 1-1/4" (Late type)
	70678293	7	WASHER
15	70664717	24	BOLT, self-locking, 5/16"NC x 1-3/4" (Units prior to #19459 including #19460, 19462, 19463)
	73109620	24	BOLT, 5/16"NC x 1-1/8" (Unit #19459 and up excluding #19460, 19462, 19463)
16	70664726	1	BEARING, ball, impeller (Includes snap ring)
17	70664727	1	GEAR, accessory drive (36 teeth)(5/16" tapped holes) (Early type)
	70678169	1	GEAR, accessory drive (36 teeth)(7/16" tapped holes) (Late type)
18	70664711	1	RING, sealing, output hub
19	70664710	1	HUB, output, rear
20	70664701	2	GASKET, hub and bearing retainer
21	70678295	1	SPACER, turbine
22	70664732	1	RING, sealing, output shaft
23	70678300	1	SHAFT, output
24	70050292	2	RING, snap, bearing retaining
25	70664731	1	BEARING, ball, output shaft, rear
26	70664722	-	SHIM, adjusting (.005" thick)
	70664723	-	SHIM, adjusting (.010" thick)
	70664724	-	SHIM, adjusting (.020" thick)
			} Use as required

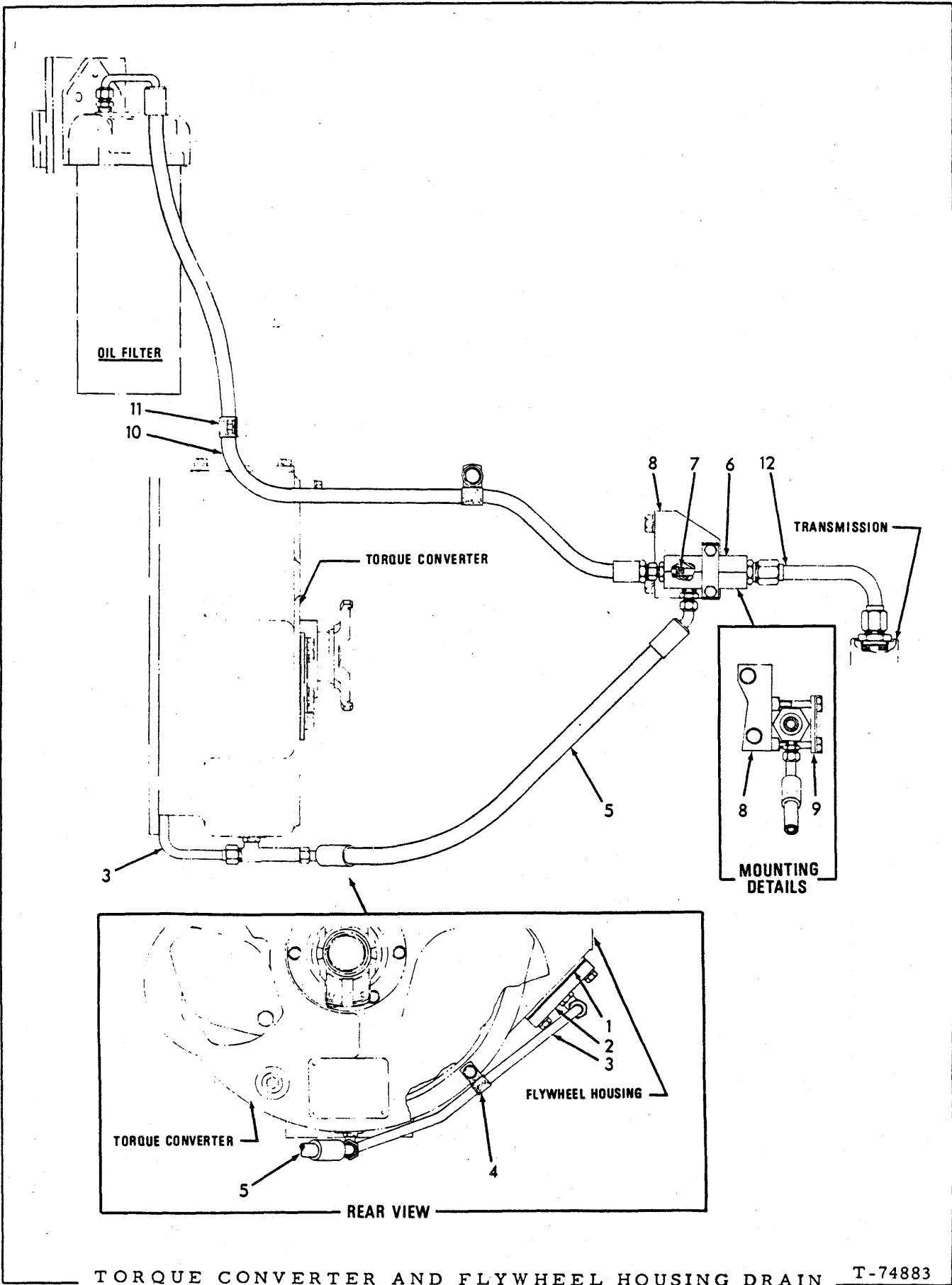
(Continued)

TORQUE CONVERTER ASSEMBLY (Continued)

ITEM	PART NO.	QTY.	DESCRIPTION
27	70678288	1	RETAINER, rear bearing
	70927573	6	CAPSCREW, 3/8"NC x 1-7/8"
	70910287	6	LOCKWASHER, 3/8"
28	70663482	1	<input type="checkbox"/> SEAL, oil, rear end
29	70664699	1	YOKE ASSY., output shaft (Includes item 30)
29A	70927939	-	PLASTIC SEALANT (50cc)(Not illustrated)
30	70910016	1	PLUG, expansion (2-1/4" diam)
31	70664708	1	GEAR, transmission pump drive (34 teeth)
	70921342	1	NUT, elastic stop, 5/8"NF
32	70923819	2	<input type="checkbox"/> O-RING, transmission pump
33	70664707	1	PUMP ASSY., transmission oil (Serviced only as a unit)
	70927157	2	CAPSCREW, 3/8"NC x 1-3/8"
	70910287	2	LOCKWASHER, 3/8"
34	70678302	1	HOUSING
	70904224	1	PLUG, pipe, ctsk-hd., 3/4"NPT
	70923911	1	PLUG, hex-hd., 3/4"NF (Includes O-RING)
	70921349	1	O-RING
35	70923591	1	<input type="checkbox"/> O-RING, hole cover, rear (right side)
36	70664712	1	COVER, access hole, rear (right side)
	70924277	2	CAPSCREW, 5/8"NC x 1"
	70912942	2	LOCKWASHER, 5/8"
37	70664702	1	<input type="checkbox"/> GASKET, access hole cover (top)
38	70667376	1	COVER, transmission pump access hole
	70922300	6	CAPSCREW, 3/8"NC x 3/4"
	70910287	6	LOCKWASHER, 3/8"
39	70678296	1	ADAPTER, steering pump mounting
	70920585	2	CAPSCREW, 1/2"NC x 1-3/4"
	70912441	2	LOCKWASHER, 1/2"
40	70923818	1	<input type="checkbox"/> O-RING, pump mounting adapter
41	70678292	1	ADAPTER, steering pump drive (splined)
42	70927319	1	RING, snap, steering pump drive gear
43	70665554	4	BEARING, ball, steering and dozer pump gears
44	74253029	2	RING, snap, bearing retaining (small)
45	70665563	2	RING, snap, bearing retaining (large)
46	70678299	2	GEAR, steering and dozer pump drive

(Revised March 1980)

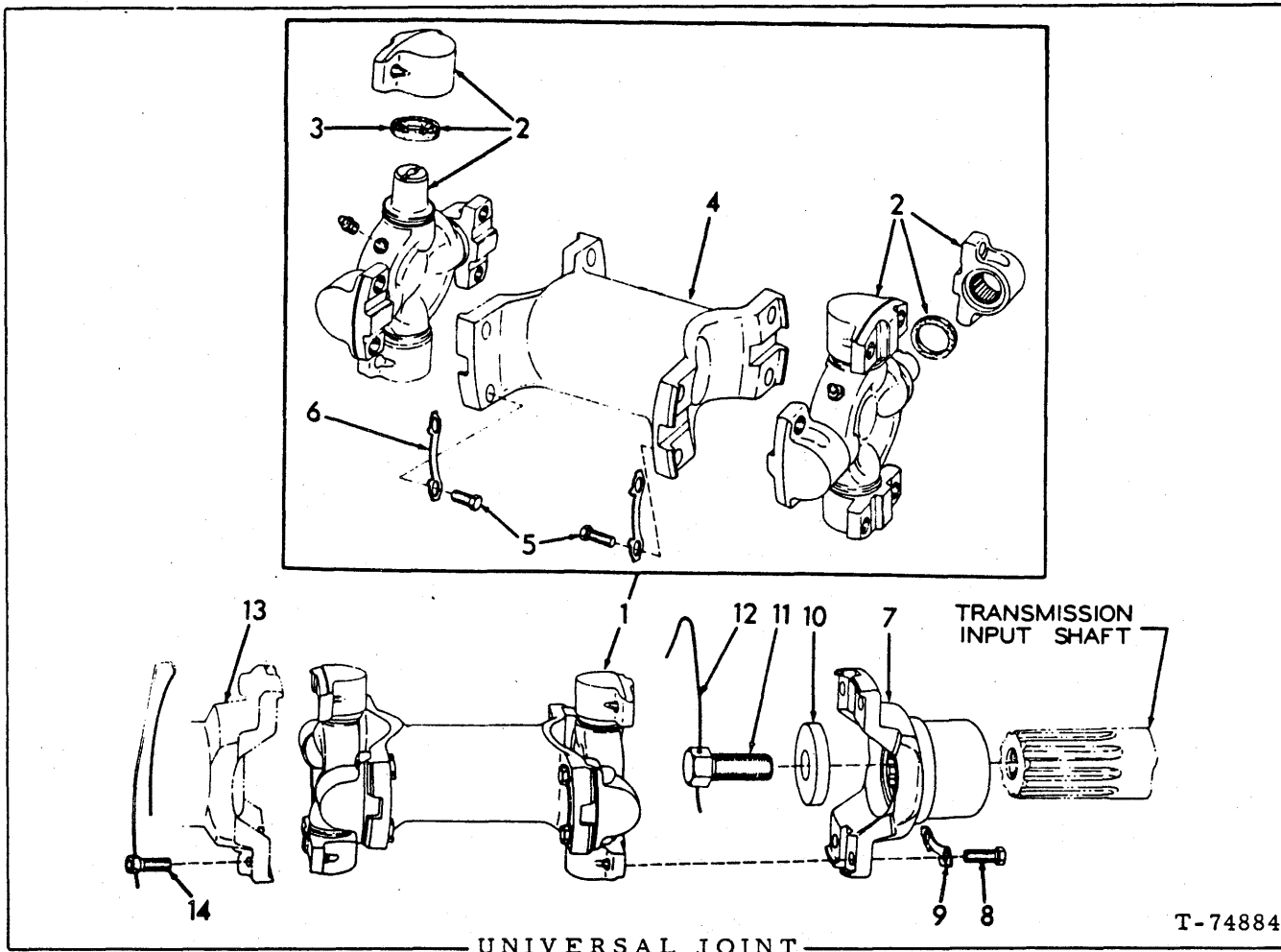
MEMO



TORQUE CONVERTER AND FLYWHEEL HOUSING DRAIN

ITEM	PART NO.	QTY.	DESCRIPTION
1	70630030	1	□GASKET, flywheel housing cover
2	70664516	1	PLATE, cover, flywheel housing
	70927157	2	CAPSCREW, 3/8"NC x 1-3/8"
	70910287	2	LOCKWASHER, 3/8"
3	70664455	1	TUBE ASSY., flywheel housing (Includes NUTS)
	70921402	1	ELBOW, adjustable, 90°, flare type, 1/2" tube, 3/4"NF male (Includes washer, nut and O-RING)
	70669679	1	TEE, adjustable, flare type, 1/2" tube, 3/4"NF male side (Includes washer, nut and O-RING)
	70921349	2	□O-RING
4	70094527	1	CLIP, tube supporting
	-----	1	CAPSCREW, 3/8"NC x 1-1/4" } See TORQUE
	-----	1	LOCKWASHER, 3/8" } CONVERTER
	-----	1	WASHER, plain } AND LINES
5	70664616	1	HOSE, torque converter to pump (See HOSE PARTS)
	70919063	1	CONNECTOR, flare type, 1/2" tube, 3/8"NPT male
6	70665690	1	PUMP ASSY., venturi (Includes item 7)
7	70665568	1	ORIFICE, venturi pump
8	70650064	1	BRACKET, pump supporting
9	70644055	1	PLATE, pump clamping
	70920996	2	CAPSCREW, 3/8"NC x 2-1/4"
	70644054	1	LOCK, capscrew
10	70678179	1	HOSE, filter to pump (See HOSE PARTS)
	70919062	1	CONNECTOR, flare type, 3/8" tube, 1/4"NPT male
	70922457	1	CONNECTOR, flare type, 3/8" tube, 3/4"NF (Includes O-RING)(Not used on units equipped with GROUND SPEED GOVERNOR)
	70921349	1	□O-RING
11	70621304	2	CLIP, hose supporting
	70922300	1	CAPSCREW, 3/8"NC x 3/4"
	70677006	1	WASHER, plain
	70927219	1	CAPSCREW, 1/2"NC x 3/4"
	70677008	1	WASHER, plain
12	70650071	1	TUBE ASSY., pump to transmission case (Includes nuts)
	70921217	1	CONNECTOR, flare type, 3/4" tube, 1-1/16"NF (Includes O-RING)
	70921206	1	□O-RING
	70922997	1	CONNECTOR, flare type, 3/4" tube, 1-5/16"NF (Includes O-RING)
	70921214	1	□O-RING



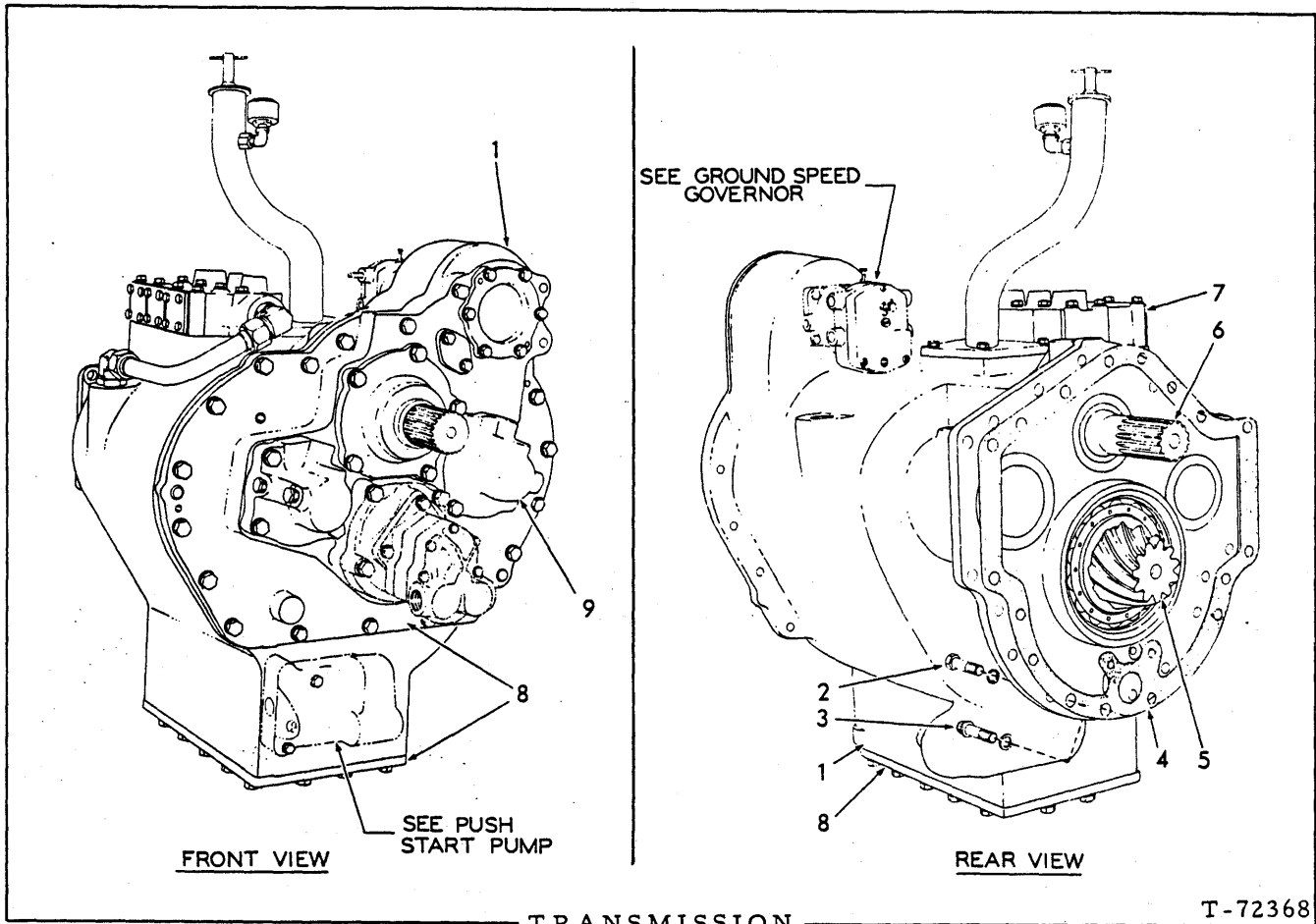


T-74884

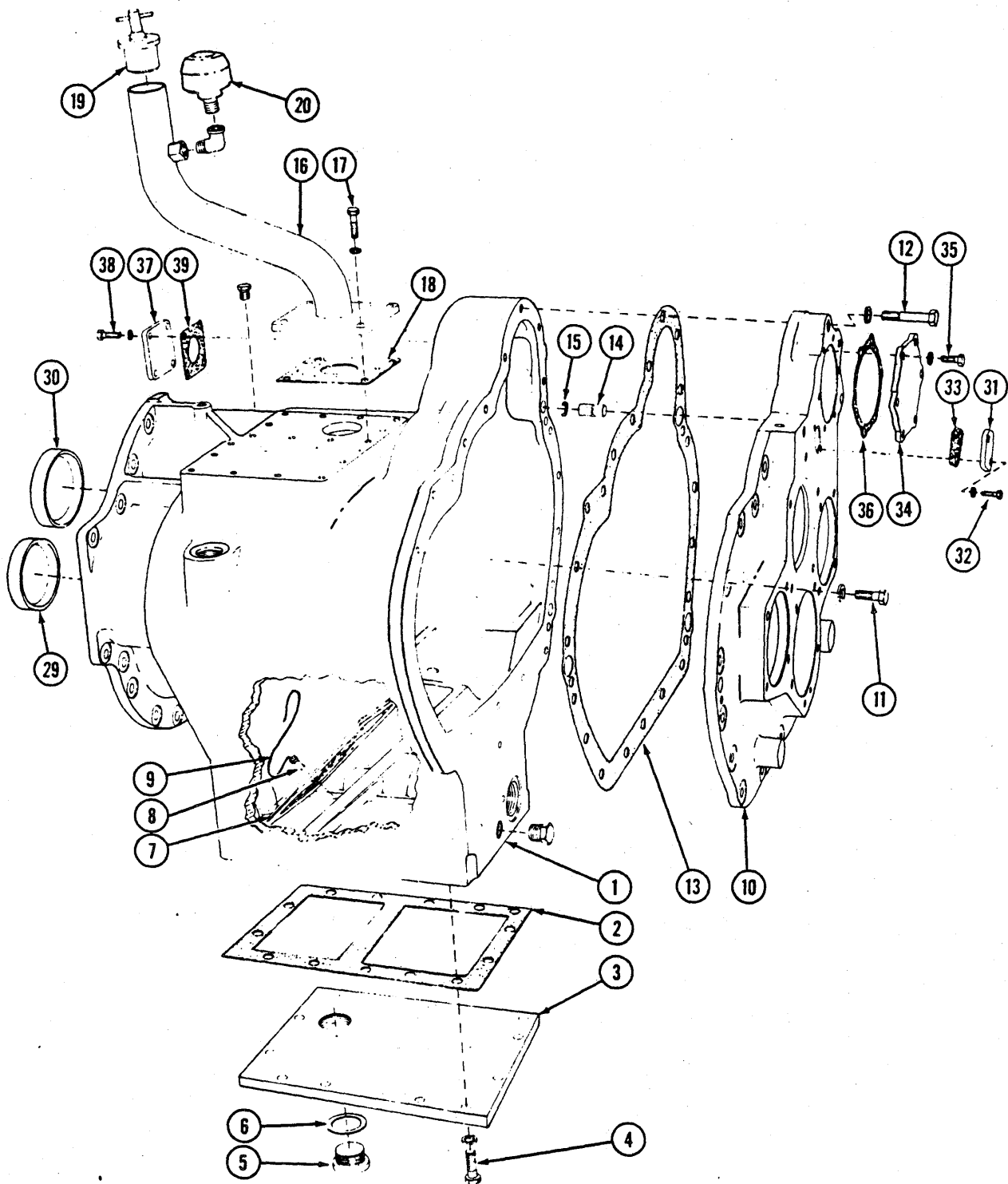
UNIVERSAL JOINT

ITEM	PART NO.	QTY.	DESCRIPTION
1	70681069	1	JOINT ASSY., universal (Includes items 2, 4 and 5)
2	70680970	2	SPIDER ASSY., front (Includes four bearings)(Serviced as a unit)
	70914687	2	FITTING, lubricating, straight, 1/4"NF
3	70076461	8	WASHER, sealing, spider bearing (Early units)
4	70664427	1	YOKE, center
5	70927354	8	CAPSCREW, 3/8"NF x 7/8"
6	70059876	4	LOCK, capscrew (Early units)
7	70623958	1	YOKE, rear
8	70927354	4	CAPSCREW, 3/8"NF x 7/8"
9	70059876	2	LOCK, capscrew (Early units)
10	70078314	1	WASHER, rear yoke retaining
11	70927560	1	CAPSCREW, rear yoke retaining
12	70023633	1	WIRE, locking, 1/16" x 12"
13	-----	1	YOKE, front (See TORQUE CONVERTER)
14	70620778	4	} Early units
	70023756	2	
	70927354	4	
			CAPSCREW, drilled-hd., 3/8"NF x 7/8"
			LOCKWIRE, 1/16" x 26"
			CAPSCREW, 3/8"NF x 7/8" (Late units)

(Revised September 1978)



ITEM	PART NO.	QTY.	DESCRIPTION
1	70664440	1	TRANSMISSION ASSY.
	70664562	1	TRANSMISSION ASSY. (Tractors with GROUND SPEED GOVERNOR)
2	70922726	16	CAPSCREW, 1/2"NF x 1-1/2"
3	70927558	2	CAPSCREW, 12 point, 1/2"NF x 1-1/2"
	70912441	18	LOCKWASHER, 1/2"
<b>NOTE:</b> Each transmission assy. listed above includes items 5 thru 9			
4	70654294	1	□GASKET, case to main housing
5	-----	-	See TRANSMISSION BEVEL PINION SHAFT
6	-----	-	See TRANSMISSION INPUT SHAFT
7	-----	-	See TRANSMISSION PRESSURE RELIEF VALVE
8	-----	-	See TRANSMISSION CASE AND COVERS
9	-----	-	See CLUTCH SHAFTS



TRANSMISSION CASE AND COVERS

T-72366

TRANSMISSION CASE AND COVERS

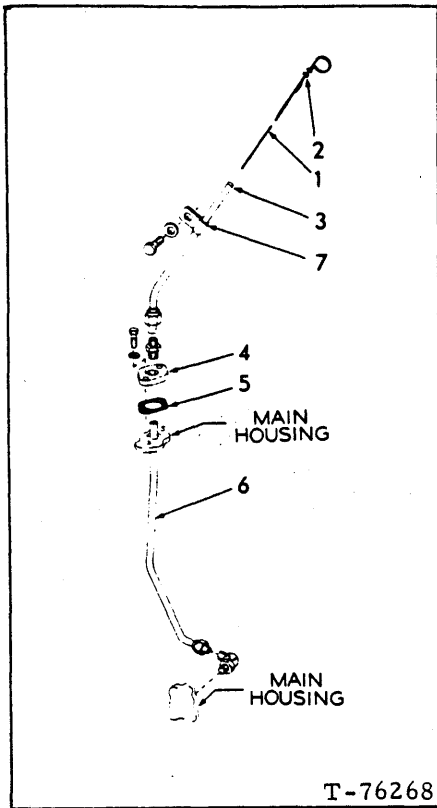
ITEM	PART NO.	QTY.	DESCRIPTION
1	70654310	1	CASE (Tractors prior to unit #19507)
	70696396	1	CASE (Tractor unit #19507 and up)
	70920525	1	PLUG, pipe, hex-hd., 3/4" NPT (Not used when special PUSH-START PUMP is installed)
	70919840	1	PLUG, pipe, hex-hd., 1/4" NPT (Not used when GROUND SPEED GOVERNOR is installed)
2	70642788	1	□GASKET
3	70642787	1	COVER, bottom
4	70920583	14	CAPSCREW, 1/2" NC x 1-1/2"
	70912441	14	LOCKWASHER, 1/2"
5	70035250	1	PLUG, drain
6	70667252	1	□GASKET, drain plug
7	70632067	1	SCREEN, oil
8	70928532	2	CAPSCREW, drilled-hd., 3/8" NC x 3/4"
9	70023633	1	WIRE, locking, 1/16" x 12"
10	70643799	1	COVER (Tractors prior to unit #19484)
	70696411	1	COVER (Tractor unit #19484 and up)
11	70920583	16	CAPSCREW, 1/2" NC x 1-1/2" (1 less used when special PUSH-START PUMP is installed)
12	70921598	5	CAPSCREW, 1/2" NC x 3"
	70912441	21	LOCKWASHER, 1/2"
13	70654798	1	□GASKET, front cover
14	70624695	3	PIN, dowel, front cover
15	70623804	3	RING, snap, dowel pin
16	70678892	1	FILLER, oil
17	70921565	4	CAPSCREW, 3/8" NC x 1-1/2"
	70910287	4	LOCKWASHER, 3/8"
18	70666907	1	□GASKET, oil filler
19	74385253	1	CAP, oil filler
20	70679375	1	BREATHER ASSY. (Serviced only as a unit)
	70919824	1	ELBOW, stree, 90°, 3/4" NPT to 1/2" NPT
21	-----	-	} Not Applicable
22	-----	-	
23	-----	-	
24	-----	-	
25	-----	-	
26	-----	-	
27	-----	-	
28	-----	-	
29	70632793	1	PLUG, cup (4" diam.)
30	70632794	1	PLUG, cup (4-3/4" diam.)
31	70631885	1	COVER, hole (front)
32	70922763	2	CAPSCREW, 3/8" NC x 1"
	70910287	2	LOCKWASHER, 3/8"
33	70643810	1	□GASKET, cover, small hole
34	70643081	1	COVER, hole (front)
35	70922763	6	CAPSCREW, 3/8" NC x 1"
	70910287	6	LOCKWASHER, 3/8"
36	70643080	1	□GASKET, cover, large hole
37	70630584	1	COVER, hole (rear)
38	70921566	4	CAPSCREW, 5/16" NC x 1"
	70910286	4	LOCKWASHER, 5/16"
39	70624706	1	□GASKET, rear cover

Tractors prior to unit #19484

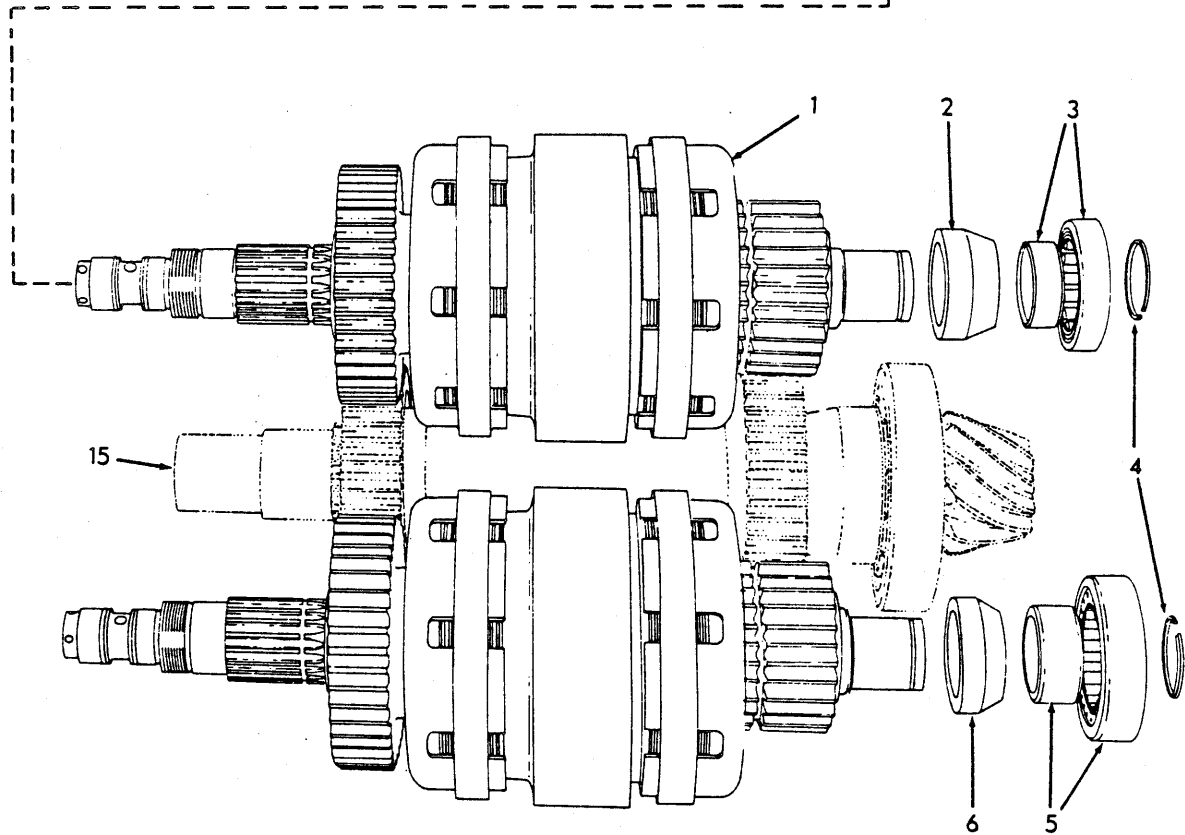
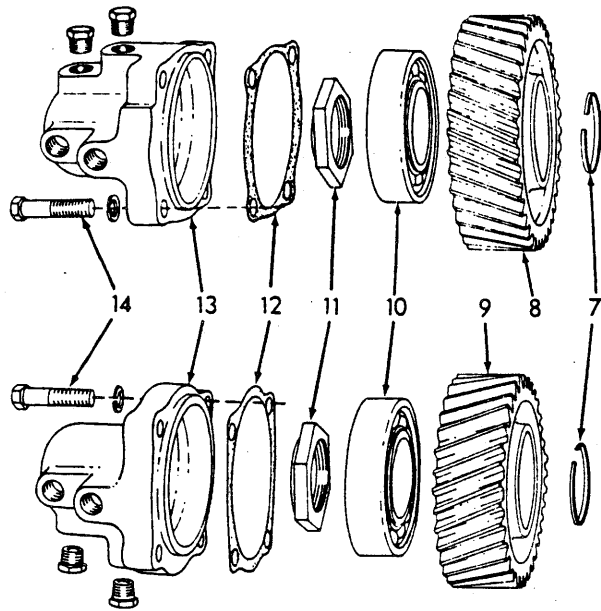
Tractors prior to unit #19507

MEMO

TRANSMISSION OIL LEVEL GAUGE



ITEM	PART NO.	QTY.	DESCRIPTION
1	70673141	1	GAUGE ASSY. (Includes item 2)
2	74506607	1	SEAL, gauge
	70680632	1	TUBE ASSY., oil gauge (Includes nut and sleeve)(Tractors prior to unit #17338)
3	70682136	1	TUBE ASSY., oil gauge (Includes nut and sleeve)(Tractors unit #17338 and up)
	70671283	1	CONNECTOR
4	70673129	1	COVER
	70922763	2	CAPSCREW, 3/8"NC x 1"
	70910287	2	LOCKWASHER, 3/8"
5	70668006	1	GASKET
6	70648387	1	TUBE ASSY. (Includes nut)
	70923984	1	ELBOW, flare type, swivel nut, 1/2" tube, 3/8" NPT male
7	70620063	1	CLIP, supporting, gauge tube
	70927216	1	CAPSCREW, 1/2"NC x 7/8"
	70677008	1	WASHER, plain



TRANSMISSION CLUTCH SHAFTS

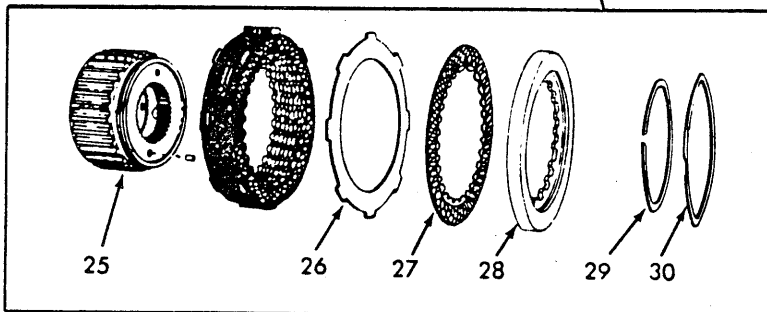
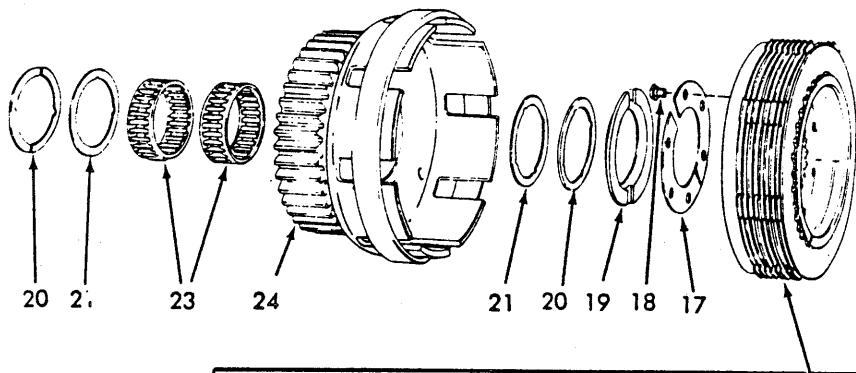
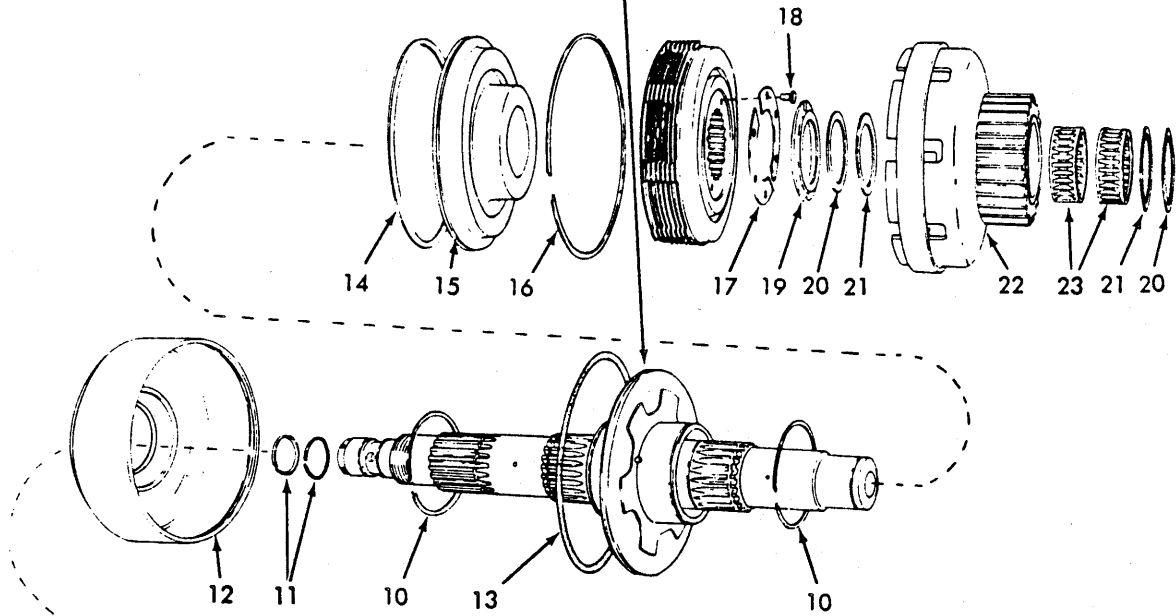
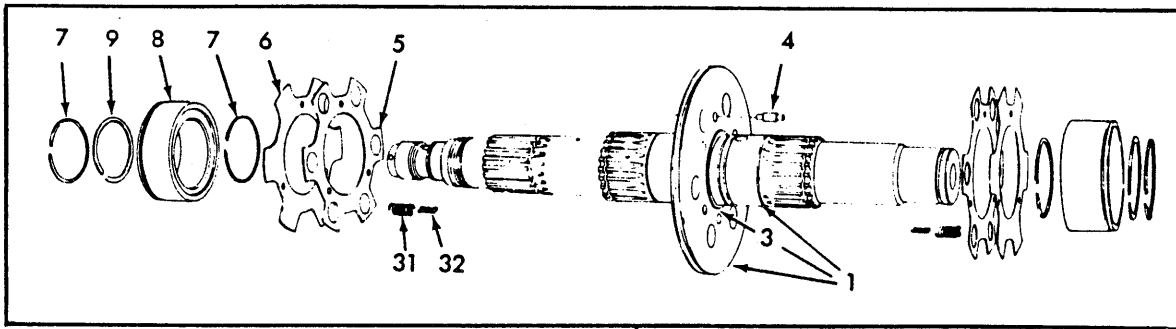
T-72361

TRANSMISSION CLUTCH SHAFTS

ITEM	PART NO.	QTY.	DESCRIPTION
1	-----	2	CLUTCH AND SHAFT ASSY. (See page 141)
2	70623993	1	SPACER, rear bearing, right clutch
3	70091375	1	BEARING, roller, right clutch, rear
4	70050292	2	RING, snap, clutch bearings, rear
5	70623963	1	BEARING, roller, left clutch, rear
6	70643965	1	SPACER, rear bearing, left clutch
7	70623969	2	RING, snap, clutch shaft
8	70623992	1	GEAR, driving, right clutch (38 teeth)
9	70623965	1	GEAR, driving, left clutch (33 teeth)
10	70647972	2	BEARING, ball, front end
11	70639761	2	NUT, clutch shaft
12	70629223	2	□GASKET, oil collector
13	70623967	2	COLLECTOR, oil
	70920333	4	PLUG, pipe, hex-hd., 3/8"NPT (Two less used on units #19569 and up)
14	70916313	8	CAPSCREW, 1/2"NC x 1-3/4"
	70904208	8	LOCKWASHER, 1/2"
15	-----	8	See TRANSMISSION BEVEL PINION SHAFT

(Revised July 1977)





CLUTCH AND SHAFT ASSEMBLY

T-72362

CLUTCH AND SHAFT ASSEMBLY

\* Tractors prior to serial No. 25L17231  
 \*\* Tractors serial No. 25L17231 and up

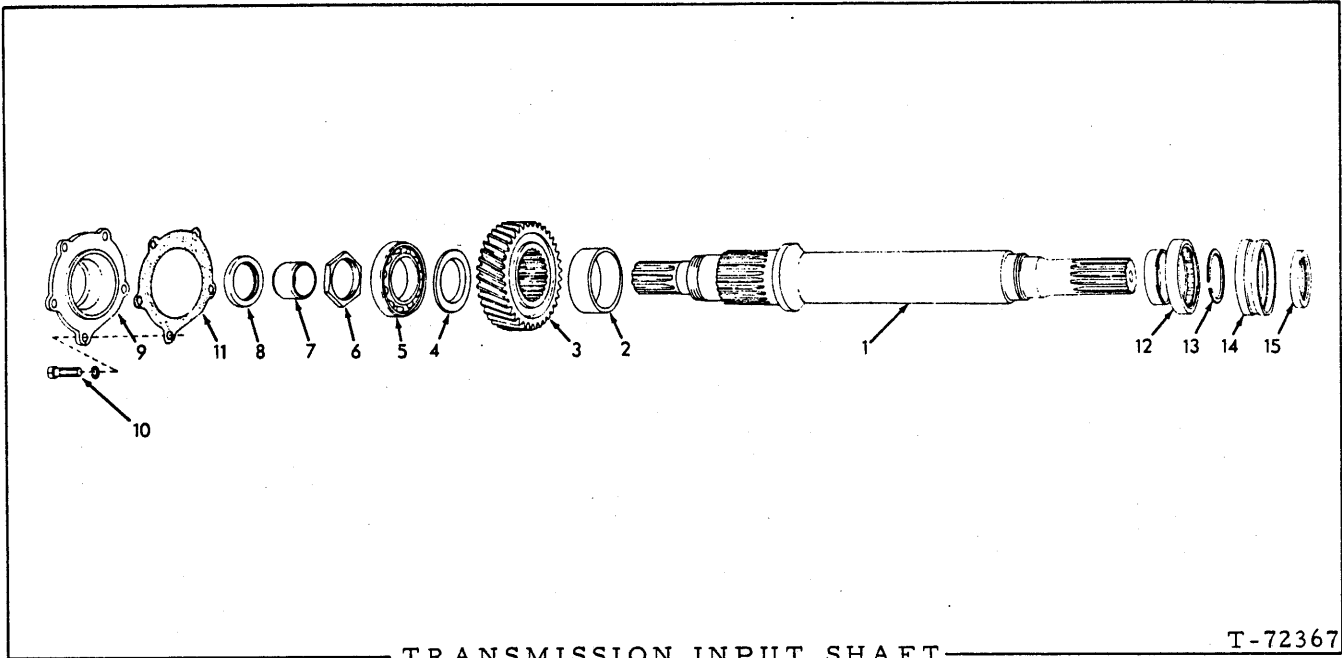
ITEM	PART NO.	QTY.	DESCRIPTION
*	**		
-	70675679	2	- CLUTCH AND SHAFT ASSY. (Includes items 1 thru 30)
-	70687245	- 2	- CLUTCH AND SHAFT ASSY. (Includes items 1 thru 32)
<u>NOTE:</u> All quantities indicated are for one (1) assembly only			
1	70651648	1	- SHAFT ASSY. (Includes items 2 and 3)
	70687246	- 1	- SHAFT ASSY. (Includes items 2 and 3)
2	70651644	1	- PLATE
	70687252	- 1	- PLATE
3	70629860	2 2	RING, snap, plate retaining
4	70651639	3 3	PIN, valve actuating
5	70651642	2	- DISC, backing
	70687247	- 2	- DISC, backing
6	70629853	2 2	DISC, valve
7	70647998	4 4	ORING, shaft sealing
8	70629859	2	- PISTON, accelerating
	70687248	- 2	- PISTON, accelerating
9	70629860	2 2	RING, snap, piston retaining
10	70629861	2 2	ORING, sealing, accelerating piston
11	70643958	2 2	RING, sealing, shaft (small)
12	70629858	1 1	HOUSING, piston
13	70629856	1 1	OO-RING, shaft separator plate
14	70629855	1 1	ORING, sealing, actuating piston
15	70629852	1 1	PISTON, clutch actuating
16	70629854	1 1	RING, snap, actuating piston housing
17	70644797	4 4	RETAINER, clutch hub
18	70624251	4 4	BOLT, attaching
19	70669152	2 2	SPACER, clutch hub
20	70629873	4 4	WASHER, thrust
21	70629872	4 4	SPACER, thrust washer

(Continued)

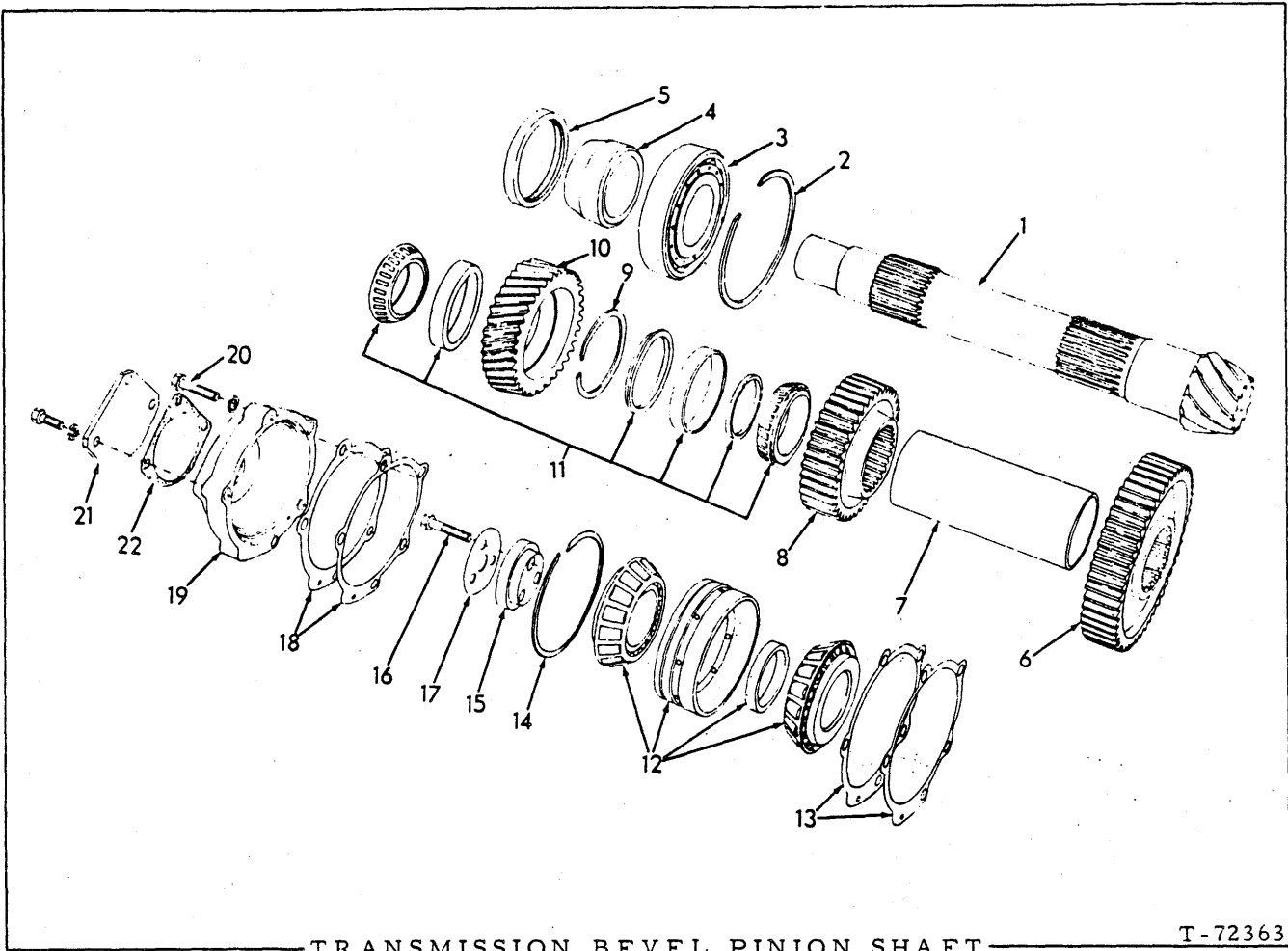
CLUTCH AND SHAFT ASSEMBLY (Continued)

ITEM	PART NO.	QTY. * **	DESCRIPTION
22	70645980	1 1	GEAR AND DRUM ASSY., low speed (28 teeth)
23	73037615	4 4	BEARING, roller, clutch gear
24	70629875	1 1	GEAR AND DRUM ASSY., high speed (41 teeth)
25	70675674	2 2	HUB ASSY., clutch (Serviced only as a unit)
26	70629864	16 16	PLATE, friction (steel)
27	70629863	18 -	PLATE, friction (bronze)
	70675510	- 18	PLATE, friction (Raybestos)
28	70675675	2 2	PLATE, back, clutch hub
29	70927509	2 2	RING, snap, clutch hub
30	70927508	2 2	RING, snap, back plate
31	70687249	- 6	SPRING, backing disc (outer)
32	70687251	- 6	SPRING, backing disc (inner)
33	70648027	- -	RING KIT (Includes full set for one (1) shaft; items 7, 10, 13 and 14)

Components of item 33



ITEM	PART NO.	QTY.	DESCRIPTION
1	70623975	1	SHAFT
2	70623976	1	SPACER, drive gear (wide)
3	70623977	1	GEAR, drive (36 teeth)
4	70623978	1	SPACER, drive gear (narrow)
5	70623979	1	BEARING, ball
6	70641633	1	NUT, bearing retaining
7	70623984	1	SLEEVE, wear, oil seal
8	70628941	1	□SEAL, oil, front end
9	70623981	1	RETAINER, front oil seal
10	70915987	5	CAPSCREW, 1/2"NC x 1-1/2"
	70904208	5	LOCKWASHER, 1/2"
11	70629287	1	GASKET, oil seal retainer
12	70623974	1	BEARING, roller
13	70624783	1	RING, snap, shaft
14	70638334	1	RETAINER, rear oil seal
15	70638336	1	□SEAL, oil, rear end



TRANSMISSION BEVEL PINION SHAFT

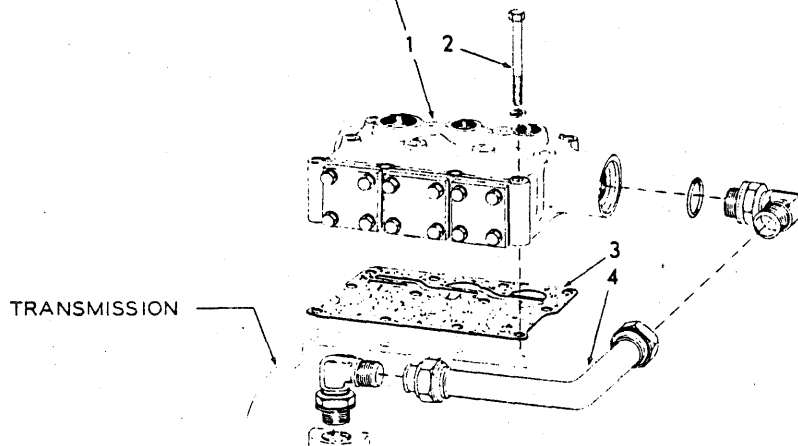
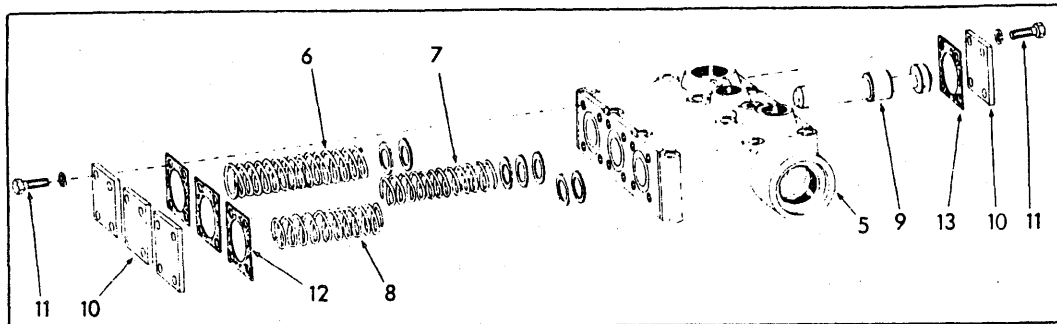
T-72363

ITEM	PART NO.	QTY.	DESCRIPTION
1	70659391	1	PINION, bevel (9 teeth)
2	70638335	1	RING, snap, bearing retaining
3	70623991	1	BEARING, roller, rear end
4	70623947	1	SLEEVE, spacing, low speed gear
5	70623971	1	□SEAL, oil
6	70645870	1	GEAR, low speed (52 teeth)
7	70623945	1	SLEEVE, gear spacing
8	70624142	1	GEAR, high speed (39 teeth)
9	70634670	1	RING, snap, idling gear
10	70623968	1	GEAR, idling (36 teeth)

(Continued)

TRANSMISSION BEVEL PINION SHAFT (Continued)

ITEM	PART NO.	QTY.	DESCRIPTION	
11	70650724	1	BEARING ASSY., roller, idling gear (Consists of 2 roller assemblies, 2 cups and 2 spacers. Serviced only as a unit)	
12	70082343	1	BEARING ASSY., roller, front end (Consists of 2 roller assemblies, 1 cup and 1 spacer. Serviced only as a unit)	
13	70623953	3	SHIM, pinion adjustment (.005" thick)	} Use as required
	70623954	7	SHIM, pinion adjustment (.007" thick)	
	70623955	10	SHIM, pinion adjustment (.010" thick)	
14	70048705	1	RING, snap, front bearing	
15	70643028	1	WASHER, end (Not used when special PUSH-START PUMP is installed)	
16	70927522	3	CAPSCREW, 1/2"NF x 1-3/4"	
17	70632166	1	PLATE, capscREW locking	
18	70623956	4	SHIM, bearing, retainer (.005" thick)	} Use as required
	70623957	3	SHIM, bearing retainer (.007" thick)	
19	70667400	1	RETAINER, front bearing (Not used when special PUSH-START PUMP is installed)	
	70623959	1	RETAINER, front bearing (For service transmission assy.; also for units with PUSH-START PUMP or GROUND SPEED GOVERNOR)	
20	70924865	5	CAPSCREW, Nyllok, 1/2"NC x 2-1/4"	
	70904208	5	LOCKWASHER, 1/2"	
21	70643027	1	COVER, front bearing retainer	} For service transmission Assemblies and units with Ground Speed Governor; not used on units with Push Start Pump
	70035439	3	CAPSCREW, 3/8"NC x 1"	
	70904209	3	LOCKWASHER, 3/8"	
22	70632065	1	GASKET, cover	



TRANSMISSION PRESSURE RELIEF VALVE

T-41893

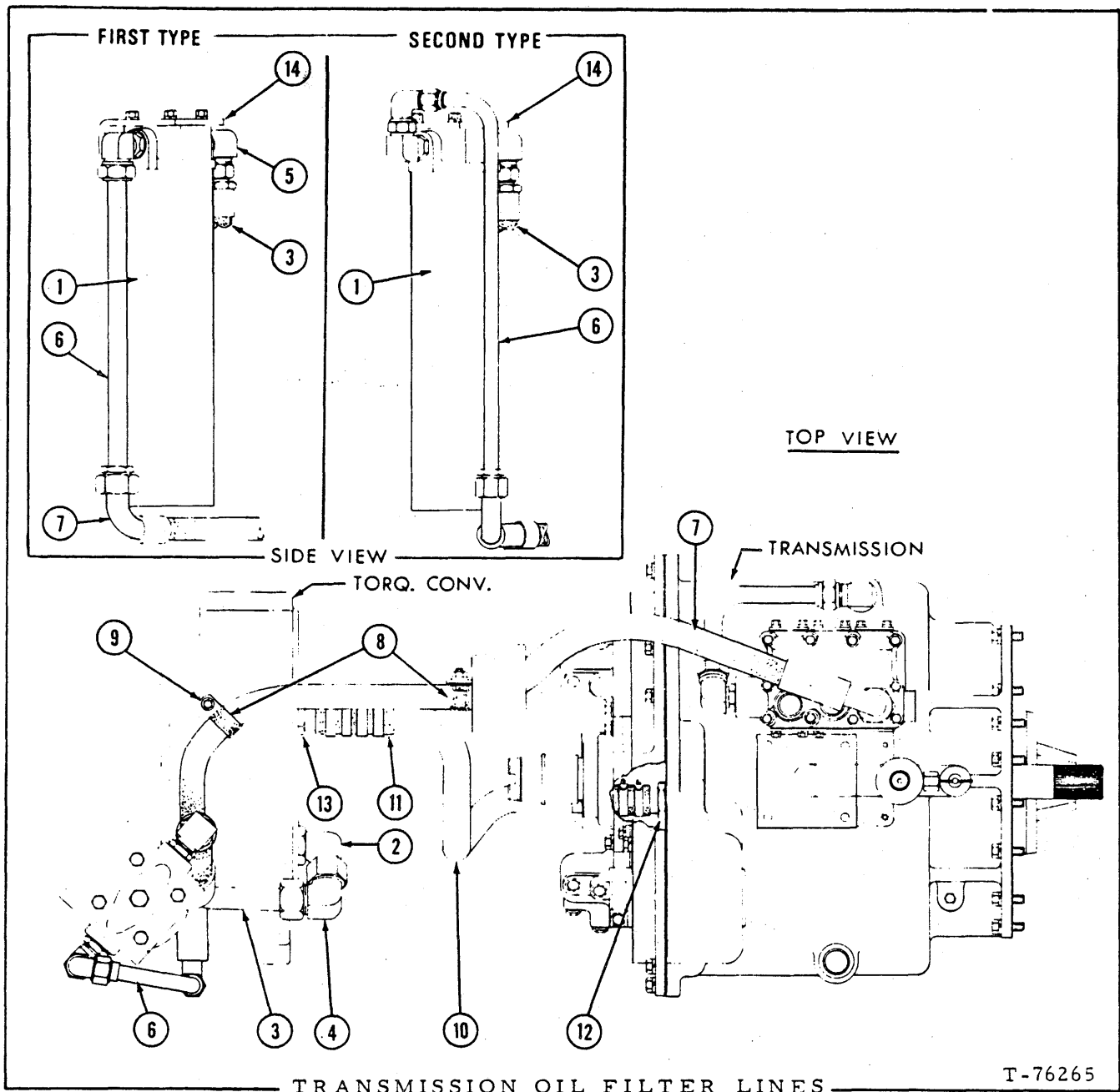
ITEM	PART NO.	QTY.	DESCRIPTION
1	70664437	1	VALVE ASSY. (Includes items 5 thru 13)
2	70922848	12	CAPSCREW, 3/8"NC x 3-1/4"
	70930370	12	WASHER
3	70629192	1	□GASKET, relief valve
4	70642317	1	TUBE ASSY., valve to transmission case (Includes nuts)
	70921227	2	ELBOW, adjustable, 90°, flare type, 1" tube, 1-5/16"NF (Includes washer, nut and O-RING)
	70921214	1	O-RING
5	70664436	1	HOUSING, valve
6	70664439	1	SPRING, spool, transmission hydraulic pressure
	70910819	2	WASHER, shimming (Use as required)
7	70664438	1	SPRING, spool, converter charging pressure
	70910819	2	WASHER, shimming (Use as required)

(Continued)

TRANSMISSION PRESSURE RELIEF VALVE (Continued)

ITEM	PART NO.	QTY.	DESCRIPTION
8	70629407	1	SPRING, spool, trans. lub. pressure
	70910819	2	WASHER, shimming (Use as required)
9	70647000	3	SPOOL, valve (5-1/4" long)
10	70629408	6	COVER
11	70045312	24	CAPSCREW, 5/16"NC x 3/4"
	70904205	24	LOCKWASHER, 5/16"
12	70629409	3	GASKET, cover (spring side)
13	70629414	3	GASKET, cover (spool side)





ITEM PART NO. QTY. DESCRIPTION

**NOTE:** Oil pump is an integral part of TORQUE CONVERTER ASSEMBLY 70674490

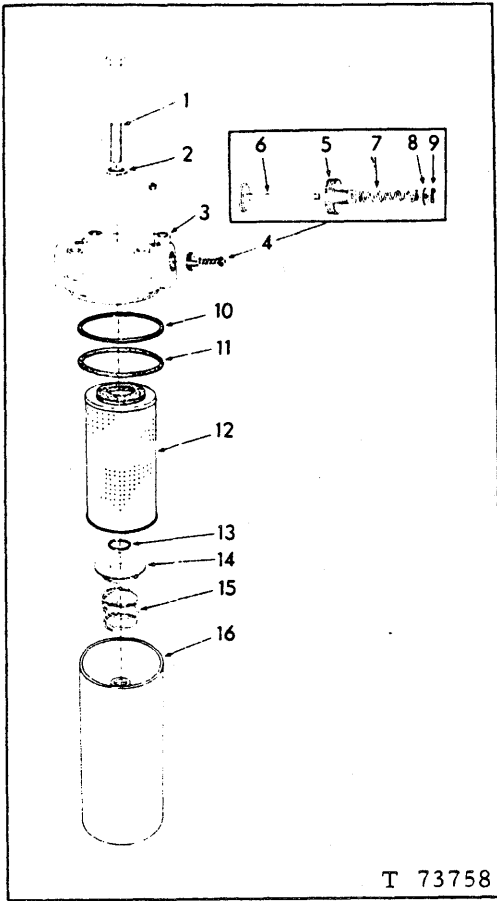
1	-----	1	FILTER ASSY., oil (See page 150)
	70922726	4	CAPSCREW, 1/2"NF x 1-1/2"
	70912441	4	LOCKWASHER, 1/2"
2	70928139	1	ELBOW, adjustable, 90°, flare type, 1" tube, 1-5/8" straight thread (Includes O-RING)
	70921235	1	O-RING

(Continued)

TRANSMISSION OIL FILTER LINES (Continued)

ITEM	PART NO.	QTY.	DESCRIPTION	
3	70677168	1	HOSE, torque converter to filter (See HOSE PARTS)	
4	70919625	1	ELBOW, flare type, 90°, swivel nut, 1" tube	
5	70921227	1	ELBOW, adjustable, 90°, flare type, 1" tube, 1-5/16" straight thd. (Includes O-RING)	
	70921214	1	O-RING	
6	70677166	1	TUBE ASSY., discharge line (Includes nuts) (Tractors prior to unit #16516)	} Not used on units equipped with push-start pump
	70681837	1	TUBE ASSY., discharge line (Includes nuts) (Tractors unit #16516 and up)	
	70921227	1	ELBOW, adjustable, 90°, flare type, 1" tube, 1-5/16" straight thd. (Includes O-RING)	
	70921214	1	O-RING	
	70919625	1	ELBOW, flare type, 90°, swivel nut, 1" tube (Tractors unit #16516 and up)	
7	70673795	1	HOSE, filter discharge line (See HOSE PARTS)(Not used on units equipped with push-start pump)	
	70921228	1	CONNECTOR, flare type, 1" tube, 1-5/16" straight thd. (Includes O-RING)	
	70921214	1	O-RING	
8	70927312	2	CLIP, hose supporting	} Not used on units equipped with push-start pump
	70920583	1	CAPSCREW, 1/2"NC x 1-1/2"	
	70677008	2	WASHER, plain	
	70911028	1	NUT, 1/2"NC	
9	70677006	1	WASHER, plain	
10	70674472	1	TUBE, oil return, transmission to torque converter	
11	70631788	2	HOSE, oil return tube	
	70921912	8	CLAMP, hose, 1-1/16" to 2" diam.	
12	70641849	1	ADAPTER, oil return line (Includes O-RING)	
	70921887	1	O-RING	
13	70664629	1	ADAPTER, oil return line (Includes O-RING)	
	70921235	1	O-RING	
14	-----	1	BRACKET, filter mounting (See dry-type air cleaner)	

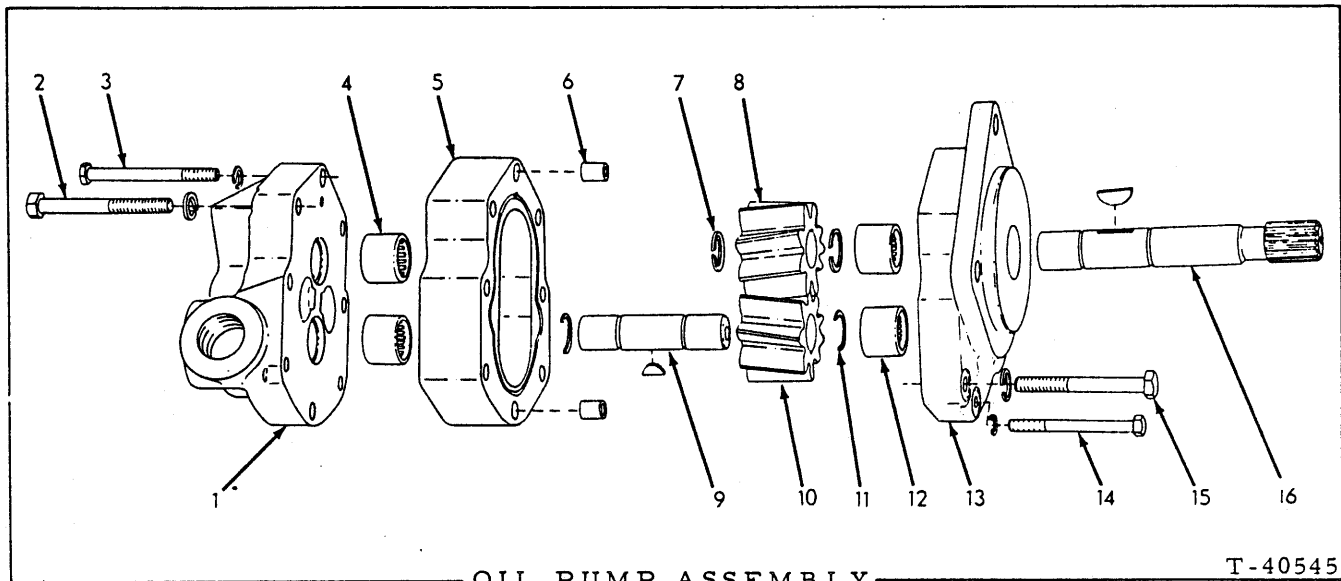
TRANSMISSION OIL FILTER ASSEMBLY



T 73758

ITEM	PART NO.	QTY.	DESCRIPTION
-	70670961	1	FILTER ASSY.. oil (Consists of items 1 thru 16)
1	70923438	1	CAPSCREW, tank retaining (3/4"NF x 5-1/2")
2	74254971	1	WASHER, tank retaining capscrow
3	70678856 70918850	1 2	HEAD ASSY. (Includes item 4) PLUG, pipe, 1/4"NPT
4	70661534	1	VALVE ASSY.. by-pass (Consists of items 5 thru 9)
5	-----	1	HOUSING, by-pass valve (Not serviced separately)
6	-----	1	VALVE, by-pass (Not serviced separately)
7	70661268	1	SPRING, by-pass valve
8	70632060	1	WASHER, by-pass valve spring
9	70900970	1	PIN, cotter, 1/16" x 1/2"
10	70646532	1	RING, back-up
11	70671617	1	O-RING, filter head
12	70669434	1	ELEMENT KIT (Includes items 2, 10 and 11)
13	70671616	1	O-RING, element seating plate
14	70641031	1	PLATE, element seating
15	70674798	1	SPRING, element seating plate
16	70671497	1	TANK

(Revised March 1980)



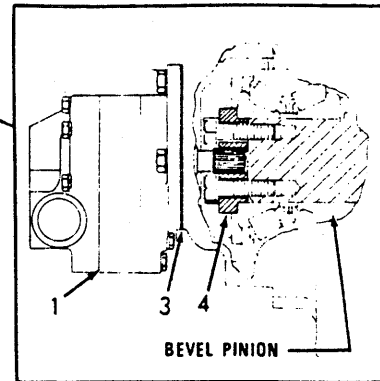
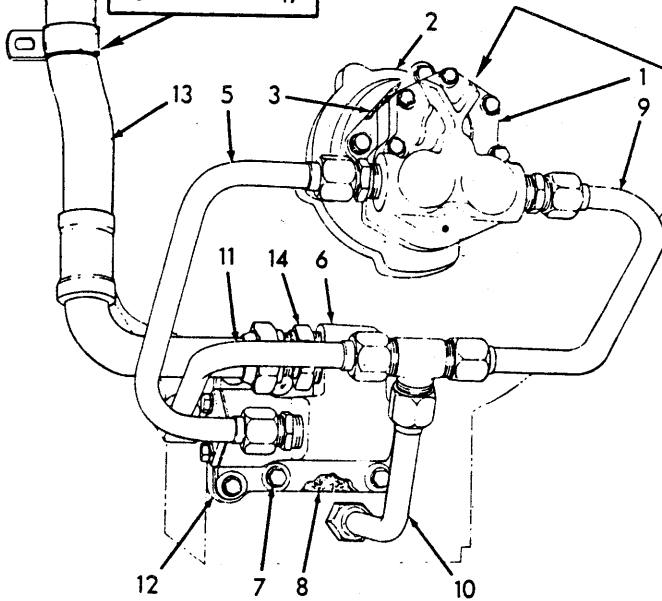
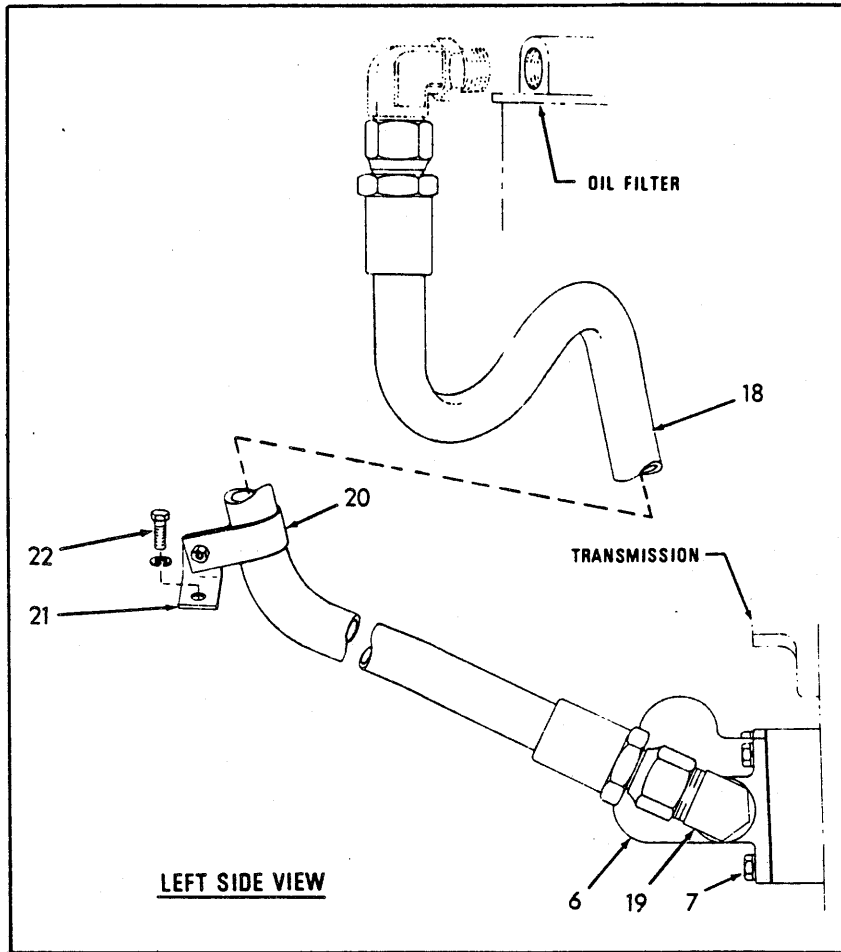
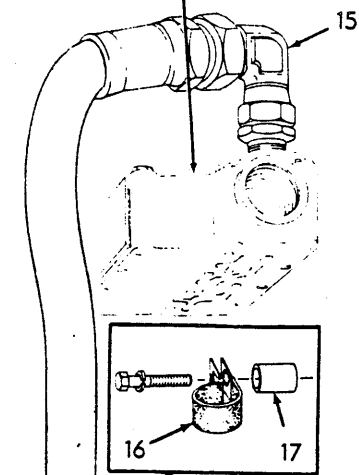
OIL PUMP ASSEMBLY

T-40545

USAGE: See page 153

ITEM	PART NO.	QTY.	DESCRIPTION
-	70630295	1	PUMP ASSY. (Includes item 1 thru 16)
1	70641854	1	COVER ASSY. (Includes item 4)
2	70086546	4	CAPSCREW, 5/16"NC x 2-3/4"
	70904205	4	LOCKWASHER, 5/16"
3	70641564	1	CAPSCREW, 1/4"NC x 2-3/4"
	70904204	1	LOCKWASHER, 1/4"
4	70208253	2	BEARING, needle, rear end
5	73038935	1	PLATE, gear
6	73038937	2	PIN, dowel (hollow)
7	73038933	2	RING, snap, drive shaft
8	73038938	1	GEAR, drive shaft
9	70641839	1	SHAFT, idler gear
	70921396	1	KEY, woodruff, 1/8" x 3/8"
10	70641841	1	GEAR, idler
11	73039013	2	RING, snap, idler shaft
12	70208253	2	BEARING, needle, drive end
13	70641855	1	BODY ASSY. (Includes item 12)
14	70611975	1	CAPSCREW, 1/4"NC x 2-1/2"
	70904204	1	LOCKWASHER, 1/4"
15	70033751	2	CAPSCREW, 5/16"NC x 2-1/2"
	70904205	1	LOCKWASHER 5/16"
16	70641840	1	SHAFT, drive
	70905122	1	KEY, woodruff, 1/8" x 3/4"

TRANS. PRESS.  
RELIEF VALVE



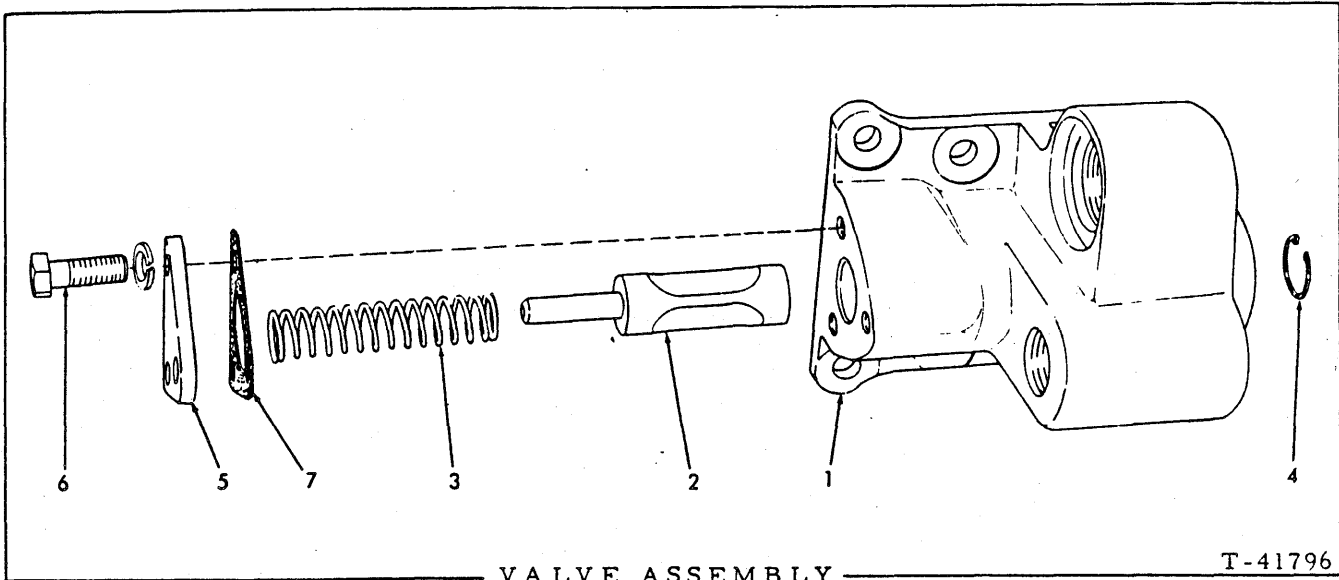
PUSH-START PUMP

T-41883

PUSH-START PUMP

USAGE: Special equipment

ITEM	PART NO.	QTY.	DESCRIPTION
1	-----	1	PUMP ASSY., oil (See page 151)
	70927173	3	CAPSCREW, 3/8"NC x 1-1/8"
	70910287	3	LOCKWASHER, 3/8"
2	-----	1	RETAINER, front bearing (See Transmission Bevel Pinion Shaft)
3	70632065	1	GASKET, pump mounting
4	70632066	1	WASHER, pump coupling (Replaces standard WASHER 70643028)
5	70642889	1	TUBE ASSY., discharge (Includes nuts)
	70919342	2	CONNECTOR, flare type, 3/4" tube, 3/4"NPT male
6	-----	1	VALVE ASSY., diverting (See page 154)
	70920525	1	PLUG, pipe, hex-hd., 3/4"NPT
7	70927174	6	CAPSCREW, 3/8"NC x 2-1/2"
	70910287	6	LOCKWASHER, 3/8"
8	70627347	1	GASKET, diverting valve
9	70643466	1	TUBE ASSY., suction, pump to tee (Includes nuts)
	70919342	1	CONNECTOR, flare type, 3/4" tube, 3/4"NPT male
10	70642886	1	TUBE ASSY., suction, tee to sump (Includes nuts)
	70919342	1	CONNECTOR, flare type, 3/4" tube, 3/4"NPT male
	70919520	1	TEE, union, flare type, 3/4" tube
11	70642888	1	TUBE ASSY., suction, tee to spacing plate (Includes nuts)
	70921203	1	ELBOW, adjustable, 90°, flare type, 3/4" tube, 1-1/16" thread. (Includes washer, nut and O-RING 70921206)
12	70642891	1	PLATE, valve spacing
13	70677190	1	HOSE, oil discharge (See HOSE PARTS)
14	70924688	1	CONNECTOR, flare type, 1" tube, 1-5/16"NF, straight thd. (Includes O-RING)
	70921214	1	O-RING
15	70919625	1	ELBOW, flare type, 90°, swivel nut 1" tube
16	70927312	1	CLIP, supporting, discharge hose
	70921598	1	CAPSCREW, 1/2"NC x 3"
	70912441	1	LOCKWASHER, 1/2"
17	70613231	1	BLOCK, clip spacing
18	70677189	1	HOSE, oil filter to diverter valve (See HOSE PARTS)
19	70921227	1	ELBOW, adjustable, 90°, flare type, 1" tube, 1-5/16" straight thd. (Includes O-RING)
	70921214	1	O-RING
20	70927312	1	CLIP, supporting, supply hose
	70920582	1	CAPSCREW, 1/2"NC x 1-1/4"
	70677008	1	WASHER, plain
	70911028	1	NUT, 1/2"NC
21	70646793	1	ANGLE, supporting, supply hose
22	70921175	1	CAPSCREW, 1/2"NC x 1"
	70912441	1	LOCKWASHER, 1/2"



USAGE: See page 153

ITEM	PART NO.	QTY.	DESCRIPTION
-	70628521	1	VALVE ASSY. (Includes item 1 thru 7)
1	70628065	1	HOUSING
2	70629391	1	SPOOL
3	70035337	1	SPRING
4	70075354	1	RING, snap
5	70629393	1	PLATE, cover
6	70035439	3	CAPSCREW, 3/8"NC x 1"
	70904206	3	LOCKWASHER, 3/8"
7	70629392	1	GASKET, cover plate

GOVERNOR ASSEMBLY

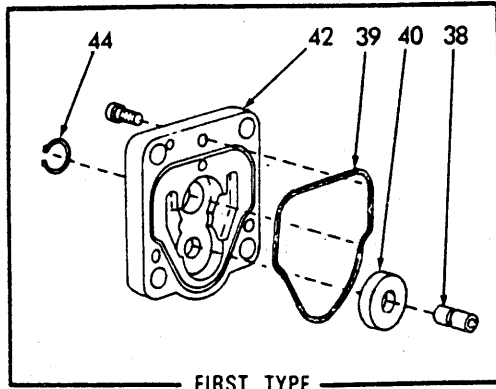
USAGE: See page 159

\* First type  
\*\* Second type

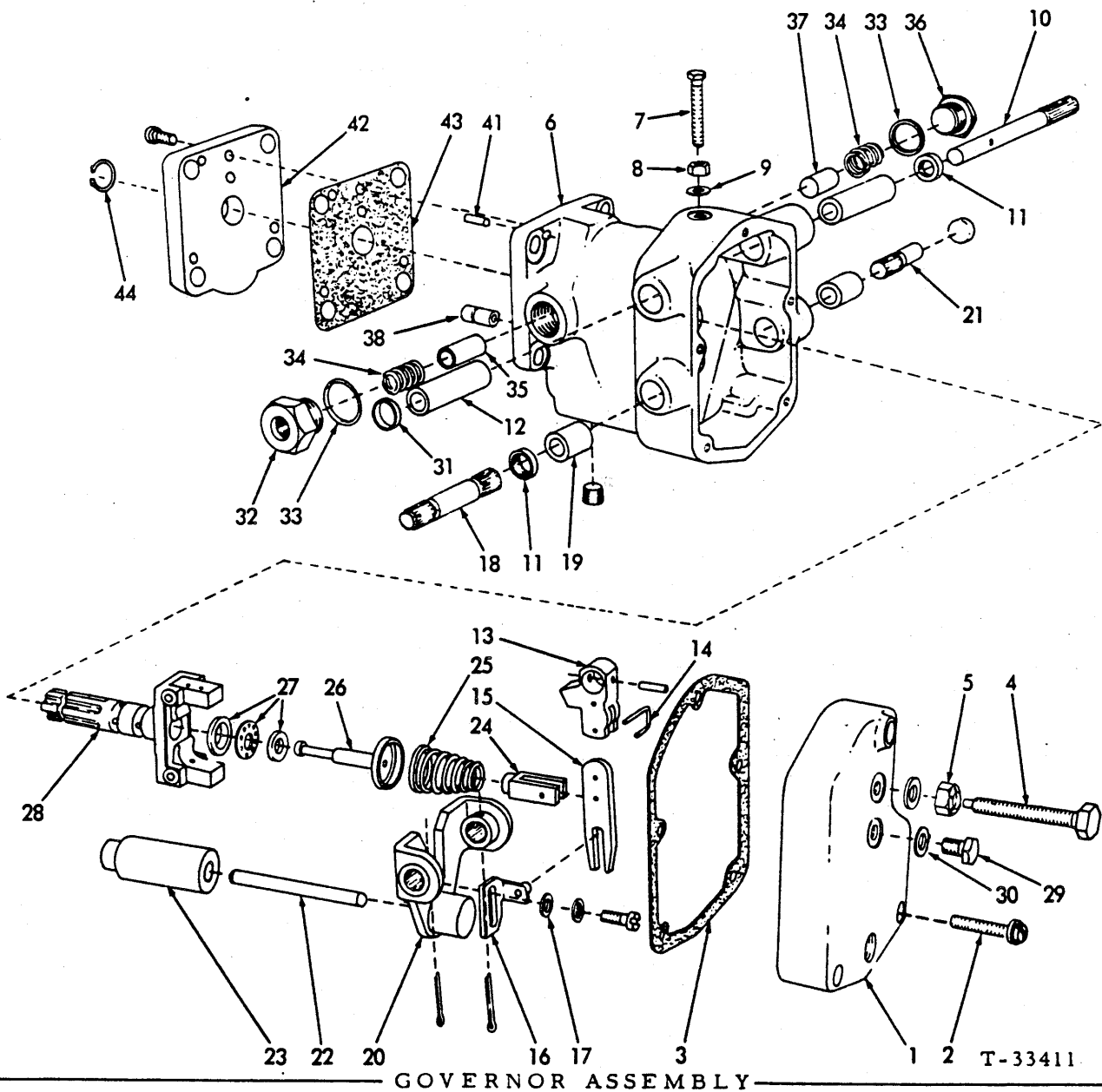
ITEM	PART NO.	QTY.		DESCRIPTION
		*	**	
-	70638088	1	1	GOVERNOR ASSY. (Consists of items 1 thru 43)
1	70628401	1	-	COVER
	70684701	-	1	COVER
2	70638236	3	3	SCREW ASSEMBLY (Includes lockwasher)
3	70628399	1	1	GASKET, cover to case
4	70629890	1	1	SCREW, low speed adjustment
5	70628378	1	-	NUT, wing, 1/4"NF
	70684699	-	1	NUT, 1/4"NF
	70628402	-	1	WASHER, plain
6	70629909	1	1	CASE ASSEMBLY (Includes items 12, 19 and 38)
	70910231	1	1	PLUG, pipe, hex-socket, 1/8"NPT
7	70628382	1	-	CAPSCREW, high speed adjustment
	74052052	-	1	CAPSCREW, high speed adjustment
8	70628381	1	1	NUT, hex, #10-32NF
9	70631106	1	1	WASHER, high speed adjustment capscREW
10	70629887	1	1	SHAFT, speed control
11	70629898	2	2	SEAL, oil
12	70629900	2	2	BEARING, plain, speed control shaft
13	70629881	1	1	LEVER, speed control
	70919180	1	1	PIN, spring, 1/8" x 5/8"
14	70629879	1	1	PIN, speed control lever
15	70629882	1	1	LEVER, floating
16	70629895	1	1	BRACKET ASSEMBLY, speed droop adjustment (Includes pin)
	70901781	1	-	SCREW, machine, fil-hd., #10-32NF x 1/2"
	70904371	-	1	SCREW, machine, fil-hd., #10-32NF x 3/8"
	74050778	-	1	LOCKWASHER, int-tooth, #10
	70909055	1	-	LOCKWASHER, int-tooth, #10
17	70629901	1	1	WASHER, plain
18	70629886	1	1	SHAFT, terminal
19	70629899	2	2	BEARING, plain, terminal shaft
20	70629894	1	1	LEVER, terminal shaft
	70900801	2	2	PIN, cotter, 3/32" x 3/4"
21	70629885	1	1	SHAFT, stub, terminal shaft lever
22	70629907	1	1	PIN, power piston

(Continued).





FIRST TYPE

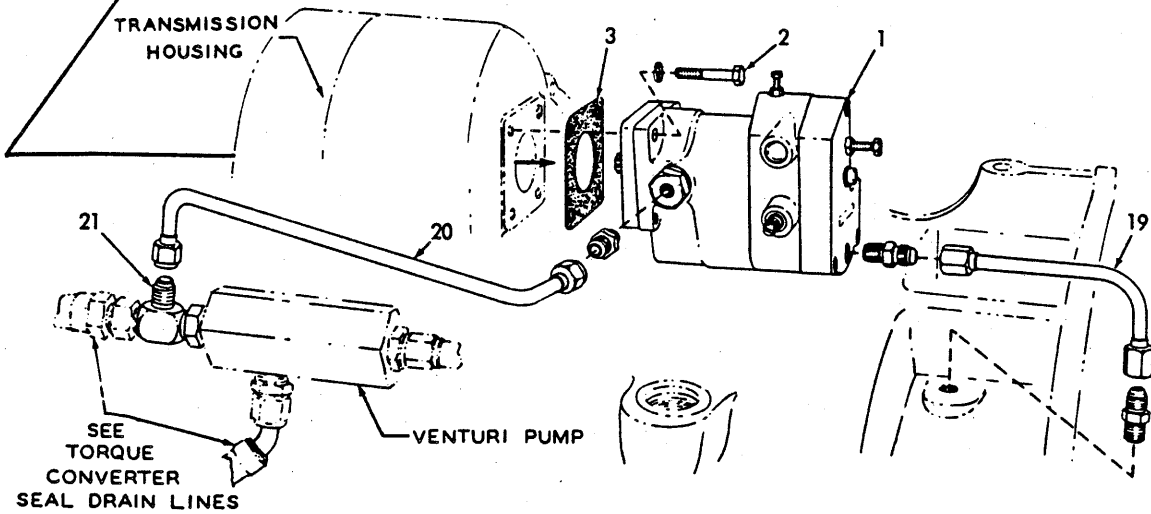
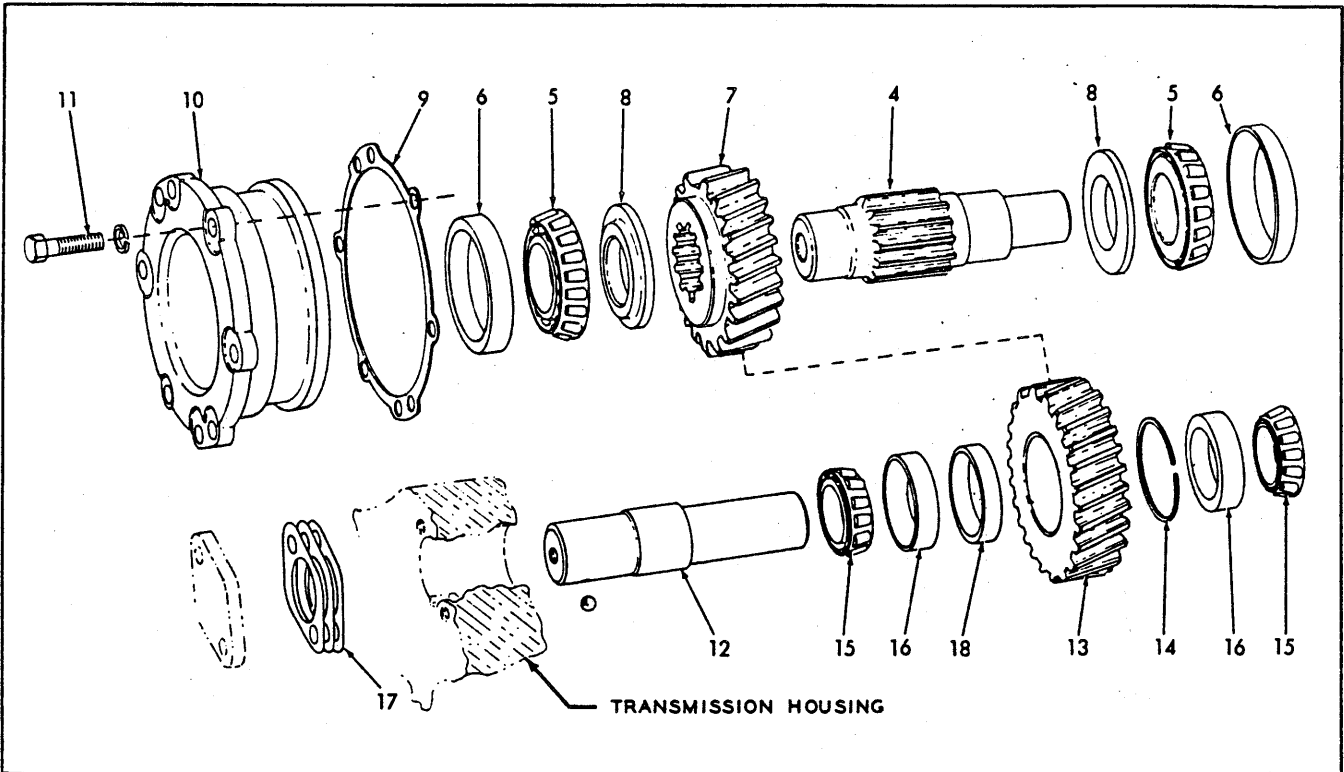


GOVERNOR ASSEMBLY

T-33411

GOVERNOR ASSEMBLY (Continued)

ITEM	PART NO.	QTY. * **	DESCRIPTION
23	70629884	1 1	PISTON, power
24	70629897	1 1	FORK, ballhead spring
25	70638232	1 1	SPRING, ballhead
26	70629888	1 1	PLUNGER, ballhead
27	70628384	1 1	BEARING, thrust, ballhead plunger
28	70634427	1 1	BALLHEAD ASSEMBLY (Includes weights. Serviced only as a balanced unit)
29	70628403	1 1	CAPSCREW, vent
30	70628402	1 1	WASHER, vent capscrew
31	70629908	2 2	PLUG, cup governor case
32	70629892	1 1	PLUG, oil inlet
33	70629902	2 2	WASHER, oil inlet plug
34	70629904	2 -	SPRING, oil inlet sleeve
35	70629891	1 -	SLEEVE, oil inlet
36	70629893	1 1	PLUG, governor case
37	70629889	1 -	PLUG, oil passage
38	-----	1 1	STUD, locating, base spacer (Not serviced)
39	70628392	1 -	RING, sealing, governor base
40	70628391	1 -	SPACER, governor base
41	70629906	2 -	PIN, dowel (Standard size)
	70684702	- 2	PIN, dowel (Standard size)
	70630578	2 2	PIN, dowel (Oversize)
42	-----	1 -	BASE (Order 1-BASE 70684700, 2-PIN 70684702 and 1-GASKET 70684703)
	70684700	- 1	BASE
	70901223	3 3	SCREW, machine, fil-hd., #12-24NC x 1/2"
43	70684703	- 1	GASKET
44	70628389	1 1	RING, snap, ballhead



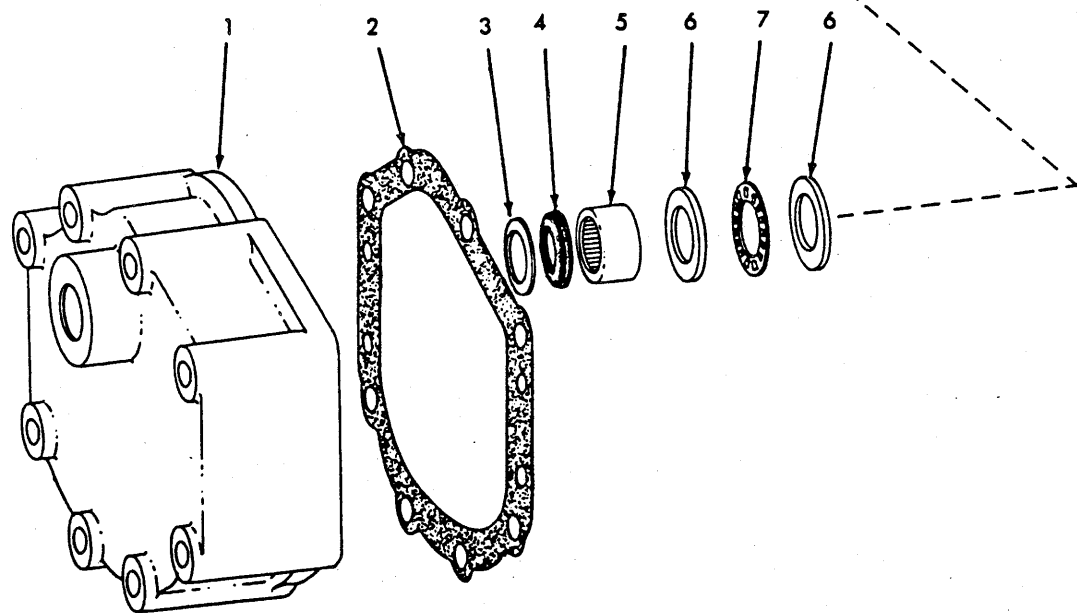
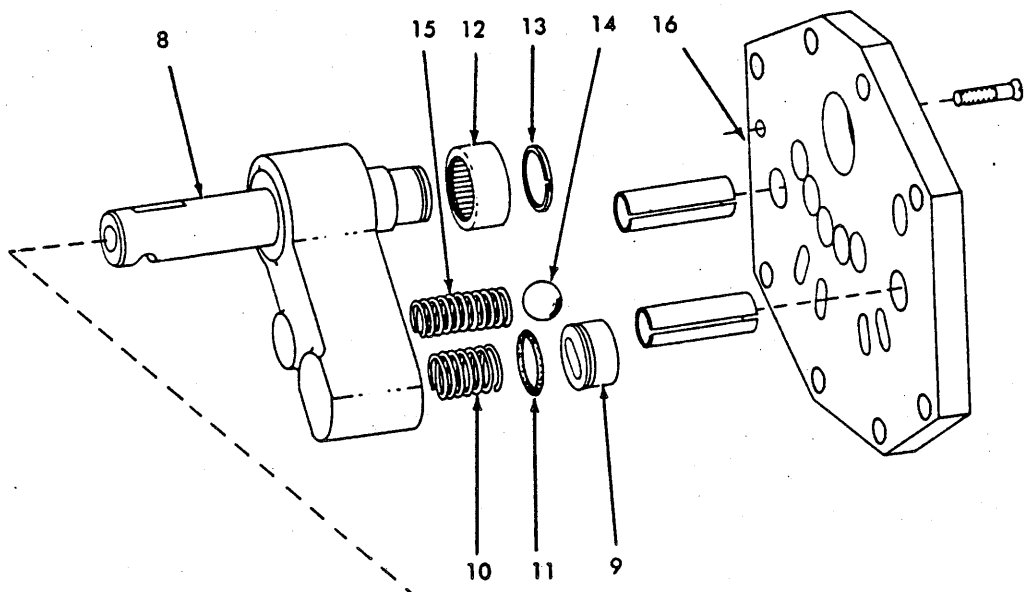
GROUND SPEED GOVERNOR

T-72365

GROUND SPEED GOVERNOR

USAGE: Special equipment

ITEM	PART NO.	QTY.	DESCRIPTION	
1	-----	1	GOVERNOR ASSY. (See page 155)	
2	70916279	4	CAPSCREW, 5/16"NC x 1-1/2"	
	70904205	4	LOCKWASHER, 5/16"	
3	70624706	1	GASKET, governor	
4	70628440	1	SHAFT, governor drive	
5	70628442	2	CONE ASSY., drive shaft bearing	
6	70209942	2	CUP, drive shaft bearing	
7	70628039	1	GEAR, drive (20 teeth)	
8	70628443	2	SPACER, drive shaft bearing	
9	70623989	5	SHIM, adjustment, drive shaft bearing (.005" thick)	} Use as required
	70623997	5	SHIM, adjustment, drive shaft bearing (.007" thick)	
	70623995	5	SHIM, adjustment, drive shaft bearing (.010" thick)	
10	70628441	1	RETAINER, drive shaft bearing	
11	70916271	6	CAPSCREW, 3/8"NC x 1"	
	70904206	6	LOCKWASHER, 3/8"	
12	70628768	1	SHAFT, idler gear	
	70905359	1	BALL, steel, 5/16" diam.	
13	70628038	1	GEAR, idler (21 teeth)	
14	70068173	1	RING, snap, idler gear	
15	70336917	2	CONE ASSY., idler gear shaft bearing	
16	70336916	2	CUP, idler gear shaft bearing	
17	70631888	2	SHIM, adjustment, idler gear shaft bearing (.005" thick)	} Use as required
	70631887	2	SHIM, adjustment, idler gear shaft bearing (.007" thick)	
	70631886	2	SHIM, adjustment, idler gear shaft bearing (.010" thick)	
18	70628799	1	SPACER, bearing	
19	70629312	1	TUBE ASSY., governor to transmission case (Includes nuts)	
	70919062	2	CONNECTOR, flare type, 3/8" tube, 1/4"NPT male	
20	70659834	1	TUBE ASSY., governor to tee (Includes nuts)	
	70919072	1	CONNECTOR, flare type, 3/8" tube, 1/8"NPT male	
21	70643905	1	TEE, tube connecting (Includes O-RING)	
	70921349	1	O-RING	

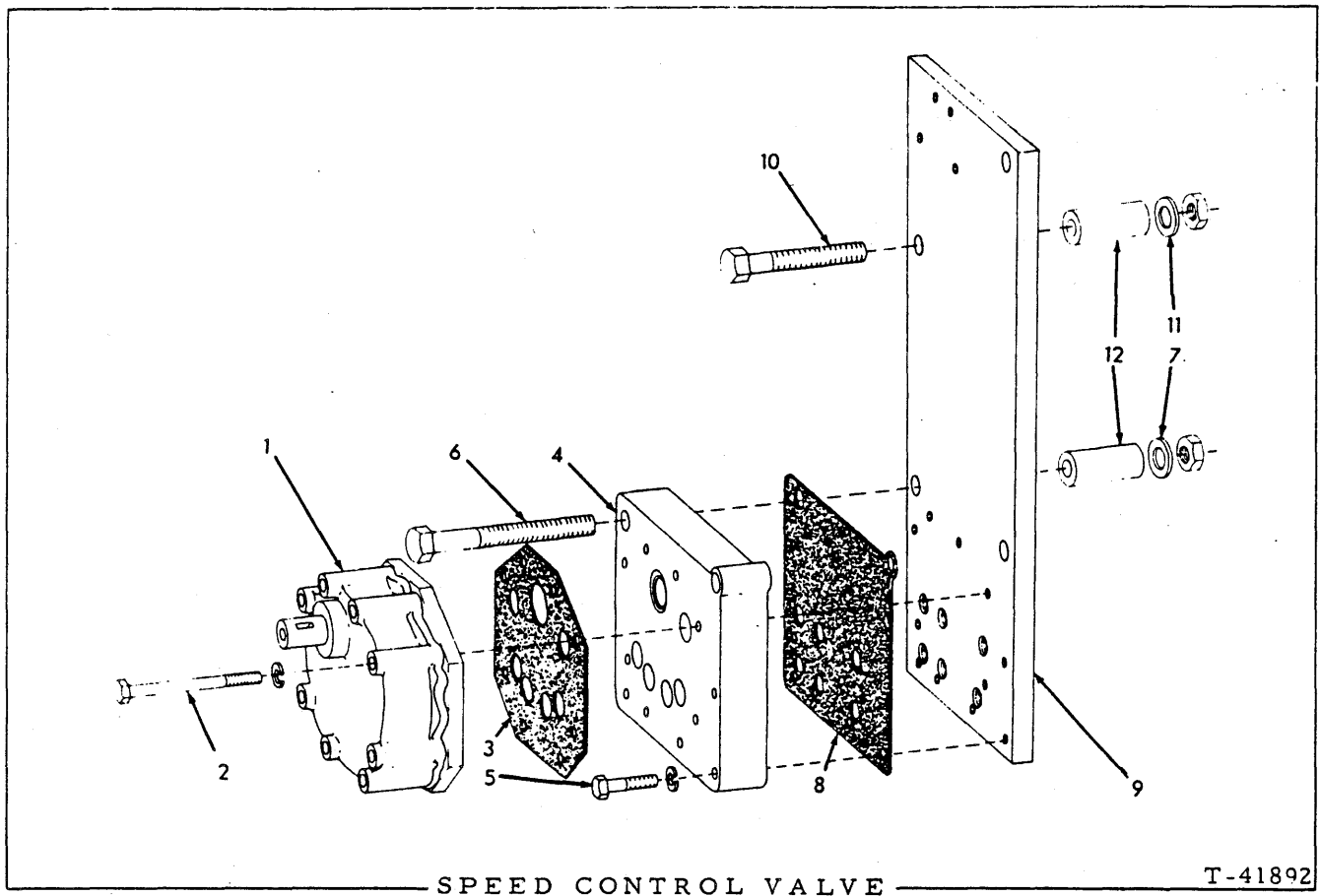


CONTROL VALVE ASSEMBLY

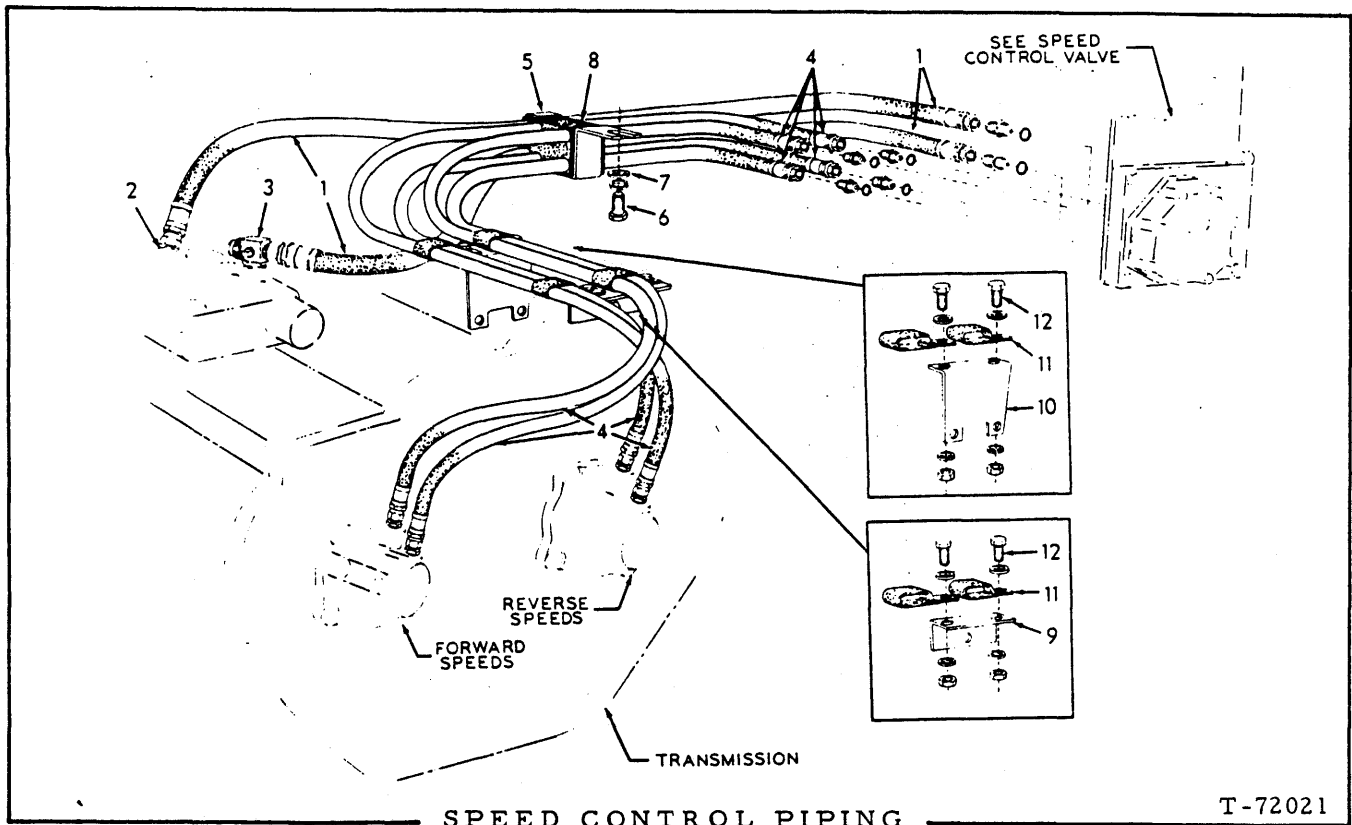
T-41941

CONTROL VALVE ASSEMBLY

ITEM	PART NO.	QTY.	DESCRIPTION
-	70651554	1	VALVE ASSY. (Includes items 1 thru 16)
1	70629492	1	COVER
2	70629491	1	GASKET, cover
3	70666096	1	WASHER, valve shaft seal (vellumoid)
4	70666095	1	SEAL, valve shaft (rubber)
5	70052643	1	BEARING, roller, valve cover
6	70629493	2	WASHER, thrust bearing
7	70629497	1	BEARING, thrust, valve shaft
8	70651967	1	SHAFT ASSY. (Includes arm and pin)
9	70651969	1	WIPER ASSY. (Includes pin)
10	70629501	1	SPRING, wiper
11	70629499	1	O-RING, wiper
12	73044547	1	BEARING, needle, adapting plate (3/8" long)
13	70629488	1	RING, sealing, valve shaft
14	70629502	1	BALL, detent
15	70629503	1	SPRING, detent ball
16	70651966	1	PLATE, adapter
	70922524	2	PIN, spring, 1/2" x 1-1/2"
	70914793	1	SCREW, flat-hd., 1/4"NC x 3/4"



ITEM	PART NO.	QTY.	DESCRIPTION
1	-----	1	VALVE ASSY. (See page 161)
2	70927568	8	CAPSCREW, 5/16"NF x 4-3/8"
	70910286	8	LOCKWASHER, 5/16"
3	70629136	1	GASKET, valve
4	70641308	1	MANIFOLD, valve
5	70920410	3	CAPSCREW, 5/16"NF x 2"
	70910286	3	LOCKWASHER, 5/16"
6	70927180	2	CAPSCREW, 1/2"NC x 5-1/4"
7	70677008	2	WASHER, plain
	70911028	2	NUT, 1/2"NC
8	70641346	1	GASKET, valve manifold
9	70641335	1	PLATE, manifold mounting
10	70921567	2	CAPSCREW, 1/2"NC x 4" (One less used on Tractors unit #19358 and up)
	70928686	1	CAPSCREW, 1/2"NC x 4-1/4" (Tractor unit #19358 and up) (Also attaches safety switch bracket)
11	70677008	2	WASHER
	70911028	2	NUT, 1/2"NC
12	70671923	4	SPACER



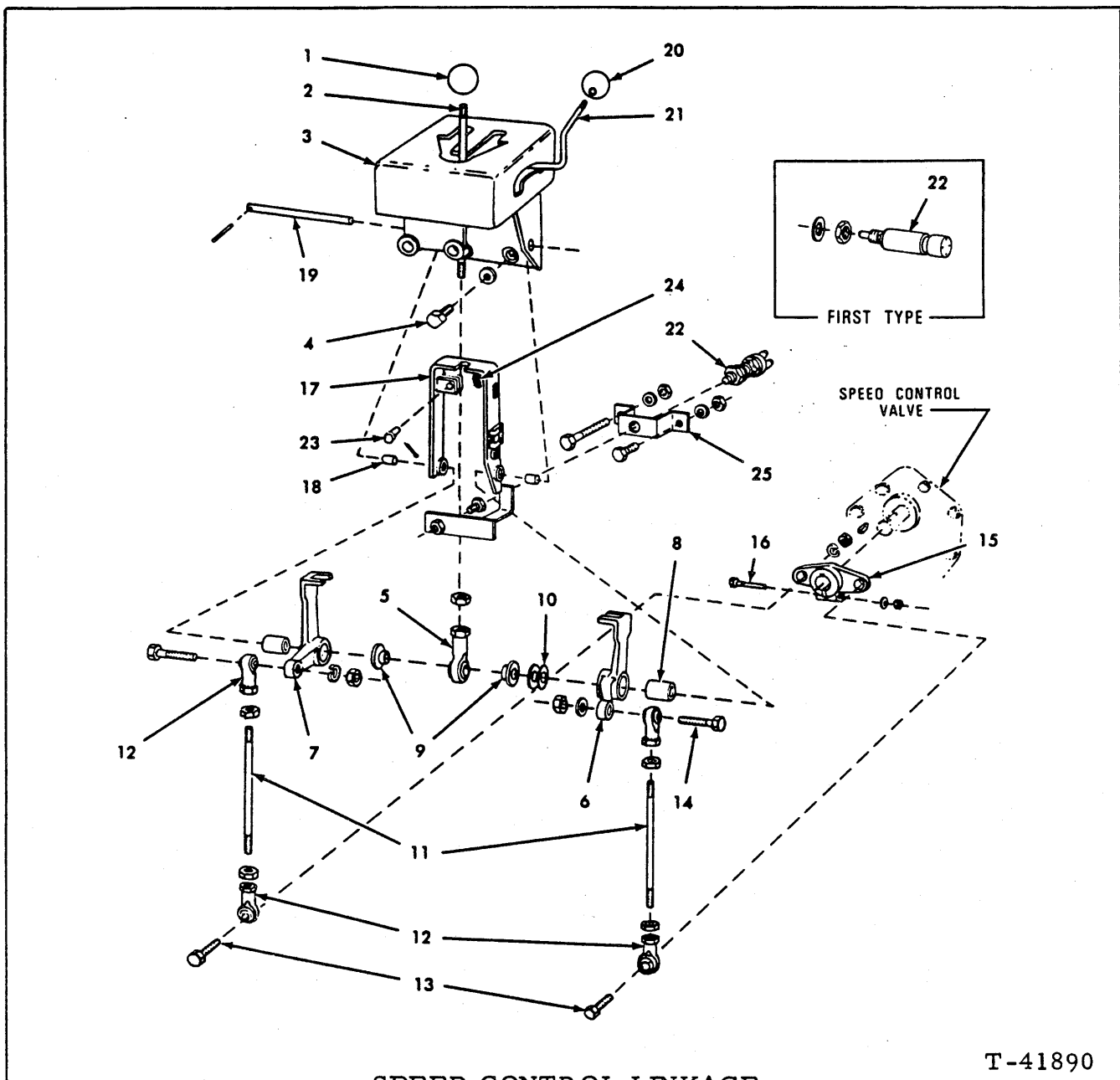
SPEED CONTROL PIPING

T-72021

ITEM	PART NO.	QTY.	DESCRIPTION
1	70681441	1	HOSE, control valve to pressure relief valve (upper)
	70643953	1	HOSE, control valve to pressure relief valve (lower)(See HOSE PARTS)
2	70922981	2	CONNECTOR, flare type, 3/4" tube, 7/8"NF straight thd. (Includes O-RING)
	70921205	2	O-RING
3	70921203	1	ELBOW, adjustable, 90°, flare type, 3/4" tube, 1-1/16" straight thd. (Includes O-RING)
	70921206	1	O-RING
4	70664428	1	TEE, adjustable, flare type, 3/4" and 1-1/4" tube ends, 1-5/16" straight thd. (Includes O-RING)
	70921214	1	O-RING
5	70901651	1	PLUG, pipe, sq-hd., 1/8" NPT
	70648037	4	HOSE, control valve to clutch shafts(See HOSE PARTS)
	70919063	4	CONNECTOR, flare type, 1/2" tube, 3/8" NPT
	70921409	4	CONNECTOR, flare type, 1/2" tube, 3/4" NF male end (Includes O-RING)
	70921349	1	O-RING
5	70641389	1	CLAMP, hose supporting
6	70922763	1	CAPSCREW, 3/8" NC x 1"
7	70677006	1	WASHER, plain
8	70641348	1	BLOCK, hose supporting (rubber)
9	70638699	1	ANGLE, hose supporting
10	70645457	1	ANGLE, hose supporting
11	70643941	4	CLIP, hose supporting (For two 3/4" diam. hoses)
12	70922763	4	CAPSCREW, 3/8" NC x 1"
	70677006	4	WASHER, plain
	70910287	4	LOCKWASHER, 3/8"
	70911026	4	NUT, 3/8" NC

(Revised July 1977)





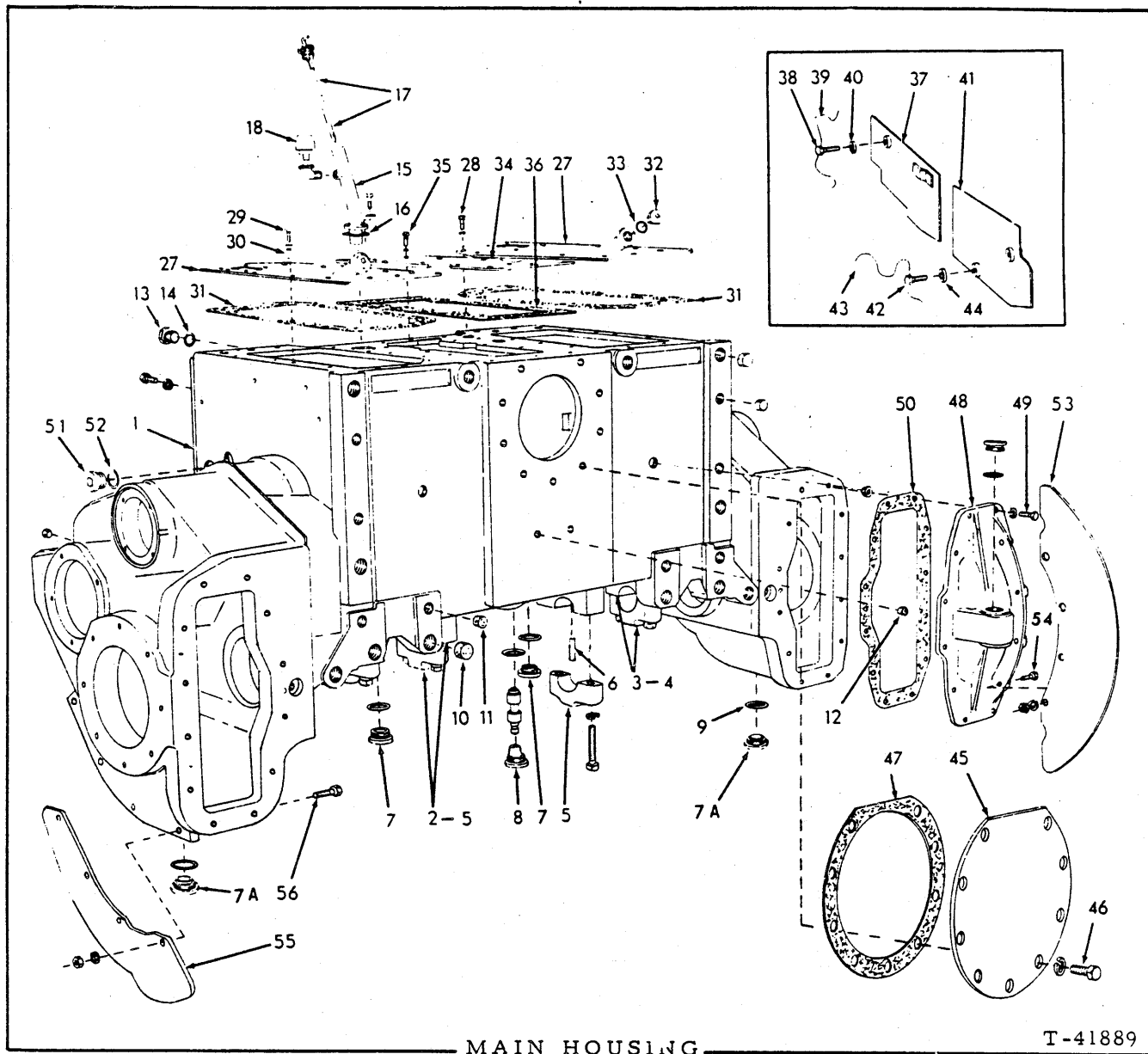
SPEED CONTROL LINKAGE

ITEM	PART NO.	QTY.	DESCRIPTION
1	70629709	1	KNOB, range selector rod
2	70637821	1	ROD, range selector
	70911048	1	NUT, jam, 3/8"NF
3	70635073	1	GUIDE, range selector rod and safety switch lever (Tractors prior to unit #19358)
	70695252	1	GUIDE, range selector rod and safety switch lever (Tractor unit #19358 and up)
4	70923193	4	CAPSCREW, 3/8"NF x 1-1/4"
	70930370	4	WASHER
5	70637861	1	END, range selector rod

(Continued)

SPEED CONTROL LINKAGE (Continued)

ITEM	PART NO.	QTY.	DESCRIPTION	
6	70635077	1	LEVER ASSY., reverse speed (Includes item 8)	
7	70635075	1	LEVER ASSY., forward speed (Includes item 8)	
8	70635072	2	BUSHING, lever	
9	70637579	2	SPACER, lever	
10	70632126	3	SHIM, spacing, reverse speed lever (Use as required)	
11	70617947	2	ROD, connecting	
	70911048	4	NUT, jam, 3/8"NF	
12	70617932	4	END, connecting rod	
13	70927157	2	CAPSCREW, 3/8"NC x 1-3/8" (lower ends)	
14	70921565	2	CAPSCREW, 3/8"NC x 1-1/2" (upper ends)	
	70930370	4	WASHER	
	70911026	4	NUT, 3/8"NC	
15	70642691	1	LEVER, valve rotor	
	70905123	1	KEY, #9 woodruff, 3/16" x 3/4"	
16	70920995	1	CAPSCREW, 3/8"NC x 2"	
	70930370	1	WASHER	
	70911026	1	NUT, 3/8"NC	
17	70639911	1	BRACKET ASSY., safety switch lever (Includes item 18)(Tractors prior to unit #19358)	
	70695232	1	BRACKET ASSY., safety switch lever (Includes item 18)	} Tractors unit #19358 and up
	70922763	1	CAPSCREW, 3/8"NC x 1"	
	70911026	1	NUT, 3/8"NC	
18	70049988	2	BUSHING, safety switch lever bracket	
19	70628612	1	SHAFT, pivot, lever	
	70919761	1	PIN, roll, 1/8" x 1-1/4"	
20	70632038	1	KNOB, safety switch lever	
21	70673638	1	LEVER, safety switch	
22	70631844	1	SWITCH, safety (Includes mounting nuts)(Tractors prior to unit #19358)	
	73057506	1	SWITCH, safety (Includes mounting nuts)(Tractor unit #19358 and up)	
23	70078810	1	PIN, pivot, safety switch lever	
	70900801	1	PIN, cotter, 3/32" x 3/4"	
24	70629634	1	SPRING, safety switch lever	
25	70695221	1	BRACKET	} Tractor unit #19358 and up
	70920585	1	CAPSCREW, 1/2"NC x 1-3/4"	
	70677008	1	WASHER	
	70911028	1	NUT, 1/2"NC	



MAIN HOUSING

T-41889

ITEM	PART NO.	QTY.	DESCRIPTION
1	70676419	1	HOUSING ASSY. (Includes items 2 thru 6)
	70904223	4	PLUG, pipe, ctsk-hd., 1/2"NPT
2	70096210	2	CAP ASSY., track frame pivot shaft, inner
3	70096209	2	CAP ASSY., track frame pivot shaft, outer

**NOTE:** Each Cap Assy. listed above includes items 4 and 5; also upper block which requires welding to housing.

(Continued)

MAIN HOUSING (Continued)

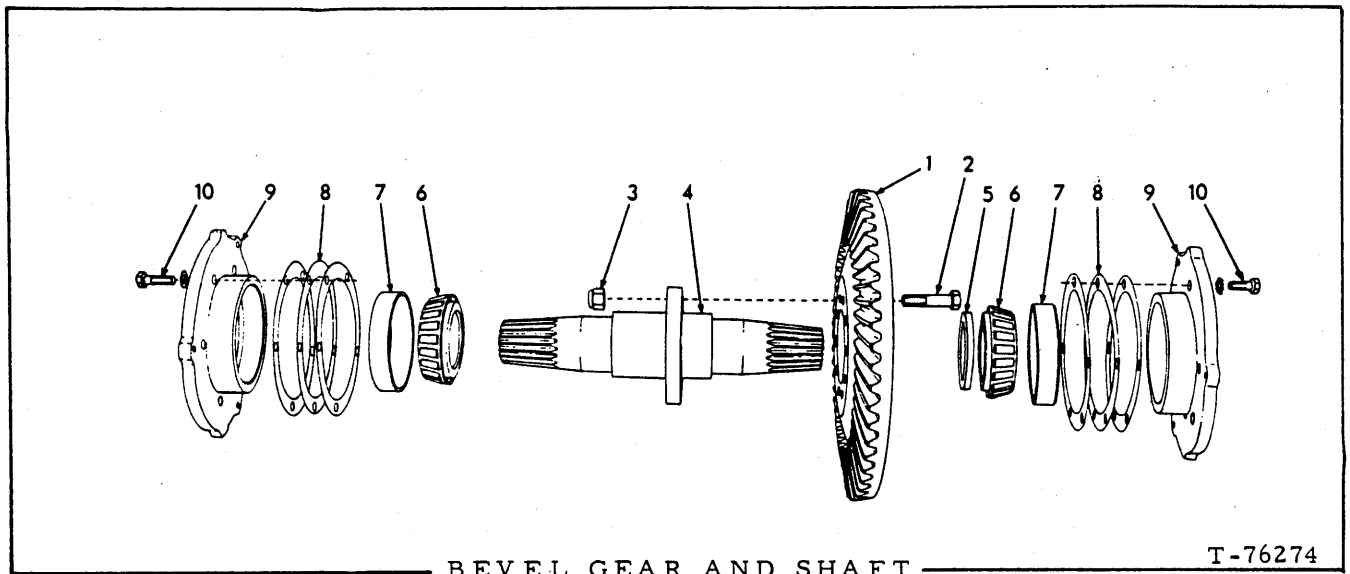
ITEM	PART NO.	QTY.	DESCRIPTION	
4	70060552	2	CAP, track frame pivot shaft, outer	} Also see items 2 and 3
	70052527	4	CAPSCREW, 3/4"NF x 3-1/2"	
	70904369	4	LOCKWASHER, 3/4"	
5	70666488	2	CAP ASSY., track frame pivot shaft, inner (Includes item #6)	
	70052527	4	CAPSCREW, 3/4"NF x 3-1/2"	}
	70904369	4	LOCKWASHER, 3/4"	
6	70666489	2	PIN, dowel, inner pivot shaft cap	
7	70035250	4	PLUG, final drive compartment	
7A	70696918	2	PLUG, final drive compartment (magnetic)	
8	70067543	1	PLUG, drain, bevel gear compartment (magnetic)	
9	70667252	7	GASKET, plug	
10	70664852	10	CORK, thread protecting (1-1/4" diam)	
11	70664850	4	CORK, thread protecting 1" diam.)	
12	70664851	2	CORK, thread protecting (5/8" diam)	
13	70920107	2	PLUG, housing (Includes item 14)	
14	70921206	2	O-RING, plug sealing	
15	70676371	1	TUBE, oil filler	
	70927173	2	CAPSCREW, 3/8"NC x 1-1/8"	
	70910287	2	LOCKWASHER, 3/8"	
16	70655875	1	GASKET	
17	70678928	1	GAUGE, oil level	
18	70679375	1	BREATHER ASSY. (Serviced only as a unit)	
	70919824	1	ELBOW, street, 90°, 3/4"NPT to 1/2"NPT	
19	-----	-	} Not Applicable	
20	-----	-		
21	-----	-		
22	-----	-		
23	-----	-		
24	-----	-		
25	-----	-		
26	-----	-		
27	70671639	1	PLATE, cover, left steering clutch compartment	
	70671640	1	PLATE, cover, right steering clutch compartment	
28	70927353	2	CAPSCREW, 1/2"NF x 1-1/4"	} 20 additional used prior to tractors unit #17024
	70912441	2	LOCKWASHER, 1/2"	
29	70927543	20	CAPSCREW, 1/2"NF x 2-1/4"	} Tractors unit #17024 and up
	70677008	20	WASHER, plain	
30	70087413	32	BLOCK, capscrow (Effective tractors unit #17024) (Two less used on units #19569)	
31	70650264	2	GASKET, steering clutch compartment cover	
32	70651978	2	PLUG, brake adjustment access hole	
33	70623144	2	GASKET, brake hole plug	
34	70651111	1	COVER, bevel gear compartment, top	
35	70922726	12	CAPSCREW, 1/2"NF x 1-1/2"	} Tractors prior to unit #17024
	70912441	12	LOCKWASHER, 1/2"	
	70921570	12	CAPSCREW, 1/2"NF x 2-1/2"	} Tractors unit #17024 and up. Two less used on units #19569 and up
	70627008	12	WASHER	
	70927522	2	CAPSCREW, 1/2"NF x 1-3/4" (Tractor unit #19569 and up)	

(Continued)

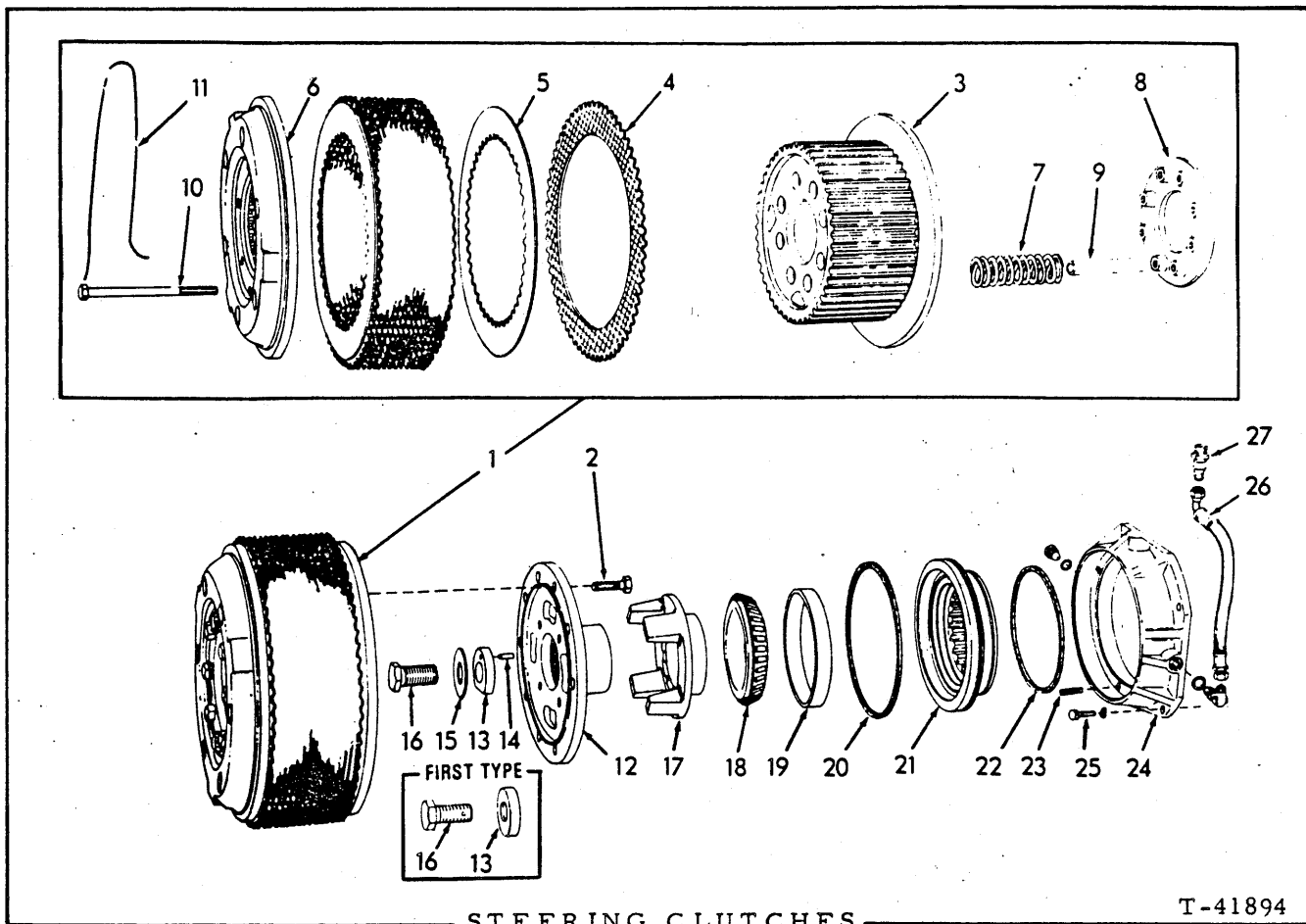
(Revised July 1977)

MAIN HOUSING (Continued)

ITEM	PART NO.	QTY.	DESCRIPTION
36	70655964	1	GASKET, bevel gear compartment top cover
37	70642048	1	PLATE, oil baffle, front section
38	70927482	1	CAPSCREW, drilled-hd., 3/8"NC x 1-5/8"
39	70023633	1	WIRE, locking, 1/16" x 12"
40	70677006	1	WASHER, plain
41	70642435	1	PLATE, oil baffle, rear section
42	70927483	2	CAPSCREW, drilled-hd., 3/8"NC x 2"
43	70037000	1	WIRE, locking, 1/16" x 16"
44	70677006	2	WASHER, plain
45	70052977	1	COVER, bevel gear compartment, rear
46	70927205	9	CAPSCREW, Nylok, 5/8"NC x 1-1/4"
	70926196	9	WASHER
47	70052976	1	GASKET, bevel gear compartment rear cover
48	70656989	1	COVER, left final drive compartment
	70656990	1	COVER, right final drive compartment
49	70922726	26	CAPSCREW, 1/2"NF x 1-1/2"
	70912441	26	LOCKWASHER, 1/2"
50	70064377	2	GASKET, final drive compartment cover
51	70050594	2	PLUG, clutch compartment
52	70050595	2	GASKET, clutch compartment plug
			<u>NOTE:</u> Guards listed below are special equipment
53	70647952	2	GUARD, track sprocket, upper (Heavy duty reinforced type)
54	70920585	8	CAPSCREW, 1/2"NC x 1-3/4"
	70910441	8	LOCKWASHER, 1/2"
	70911028	8	NUT, 1/2"NC
55	70647953	1	GUARD, track sprocket, lower left
	70647954	1	GUARD, track sprocket, lower right
			} Heavy-duty reinforced type
56	70920585	8	CAPSCREW, 1/2"NC x 1-3/4"
	70912441	8	LOCKWASHER, 1/2"
	70911028	8	NUT, 1/2"NC



ITEM.	PART NO.	QTY.	DESCRIPTION
1	70659392	1	GEAR, bevel (41 teeth)
2	70067680	10	BOLT, 5/8"NF x 2-3/4"
3	70645320	10	NUT, elastic stop, 5/8"NF
4	70672828	1	SHAFT, bevel gear (Tractors prior to unit #17328)
	70685764	1	
5	70627279	1	RING, bolt locking
6	70631588	2	CONE ASSY., shaft bearing
7	70631587	2	CUP, shaft bearing
8	70634134	12	SHIM, bearing adjustment (.005" thick) } Use as required
	70634135	12	
	70634136	12	
9	70659493	2	CAGE, bearing
10	70927522	10	CAPSCREW, 1/2"NF x 1-3/4"
	70910210	10	



STEERING CLUTCHES

T-41894

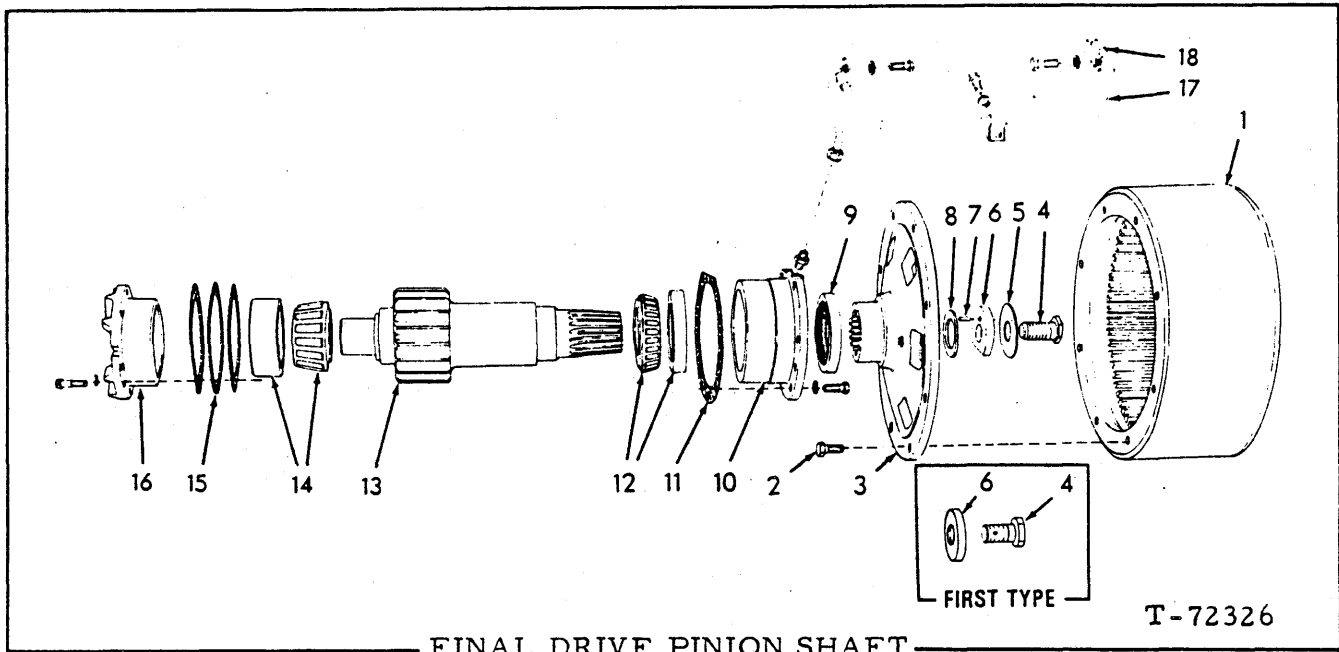
ITEM	PART NO.	QTY.	DESCRIPTION
1	70661595	2	CLUTCH ASSY. (Consists of items 3 thru 11)
2	70650828	20	BOLT, self-locking, 1/2" NC x 1-3/8"
3	70650657	2	HUB, steering clutch
4	70624561	32	DISC, friction (bi-metallic)
5	70624562	34	DISC, friction (steel)(Use as required)
6	70056793	2	PLATE, pressure
7	70661594	16	SPRING, pressure
8	70050214	2	PLATE, throwout
9	70631305	16	SPACER, throwout plate
10	70929077	16	CAPSCREW, plate (drilled-hd., 1/2" NC x 5-3/4")
11	70023756	4	WIRE, locking, 1/16" x 26"
12	70659686	2	HUB, driving

(Continued)

STEERING CLUTCHES (Continued)

ITEM	PART NO.	QTY.	DESCRIPTION
13	70666366	2	WASHER, hub retaining (Tractors prior to unit #17328)
	70664337	2	WASHER ASSY., hub retaining (Includes item 14)(Tractors unit #17328 and up)
14	70035793	2	DOWEL (Tractors unit #17328 and up)
15	70684478	2	LOCK, capscrew (Tractors unit #17328 and up)
16	70663117	2	CAPSCREW, hub retaining (self-locking)(Tractors prior to unit #17328)
	70684479	2	CAPSCREW, hub retaining (Tractors unit #17328 and up)
17	70659687	2	SLEEVE, throwout
18	70624642	2	CONE ASSY., clutch throwout bearing
19	70624641	2	CUP, clutch throwout bearing
20	70624673	2	RING, sealing, actuating piston, outer
21	70631510	2	PISTON, actuating
22	70624674	2	RING, sealing, actuating piston, inner
23	70040475	6	SPRING, throwout bearing ring
24	70631575	2	RING, collector
	70921573	2	PLUG, hex-hd., 3/4" NF (Includes O-RING)
	70921349	2	O-RING
25	70921076	6	CAPSCREW, 3/8" NC x 1-1/4"
	70910287	6	LOCKWASHER, 3/8"
26	70641125	2	HOSE, oil pressure (See HOSE PARTS)
	70921402	2	ELBOW, adjustable, 90°, flare type, 1/2" tube, 3/4" NF (Includes O-RING)
	70921349	2	O-RING
27	-----	2	UNION (See CONTROL VALVE AND LINES)





FINAL DRIVE PINION SHAFT

T-72326

ITEM	PART NO.	QTY.	DESCRIPTION
1	70631316	2	DRUM, brake
2	70650835	16	BOLT, self-locking, 1/2"NC x 1"
3	70624559	2	HUB, brake drum
4	70663117	2	CAPSCREW, hub retaining (self-locking)(Tractors prior to unit #17359)
	70684479	2	CAPSCREW, hub retaining (Tractors unit #17359 and up)
5	70684480	2	□ LOCK, cap screw (Tractors unit #17359 and up)
6	70666547	2	WASHER, hub retaining (Tractors prior to unit #17359)
	70663245	2	WASHER ASSY., hub retaining (Includes item 7) (Tractors unit #17359 and up)
7	70035793	2	DOWEL (Tractors unit #17359 and up)
8	70056513	2	□ WASHER, sealing, brake drum hub
9	70628320	2	□ SEAL, oil
10	70631577	2	CAGE, inner bearing
	70927353	12	CAPSCREW, 1/2"NF x 1-1/4"
	70912441	12	LOCKWASHER, 1/2"
11	70633904	2	□ GASKET, inner bearing cage
12	70681376	2	□ CUP AND CONE ASSY. (Consists of matched Cup and Cone)
13	70666499	2	PINION (12 teeth)(Tractors prior to unit #17359)
	70685733	2	PINION (12 teeth)(Tractors unit #17359 and up)
14	70681377	2	□ CUP AND CONE ASSY. (Consists of matched Cup and Cone)
15	70084905	4	□ SHIM, bearing adjustment (.005" thick)
	70084904	4	□ SHIM, bearing adjustment (.007" thick)
	70084903	14	□ SHIM, bearing adjustment (.010" thick)
16	70084319	2	CAGE, outer bearing (Tractors prior to unit #16183)
	70678587	2	CAGE, outer bearing (Tractors unit #16183 and up)
	70923193	8	CAPSCREW, 3/8"NF x 1-1/4"
	70910287	8	LOCKWASHER, 3/8"

} Use as required

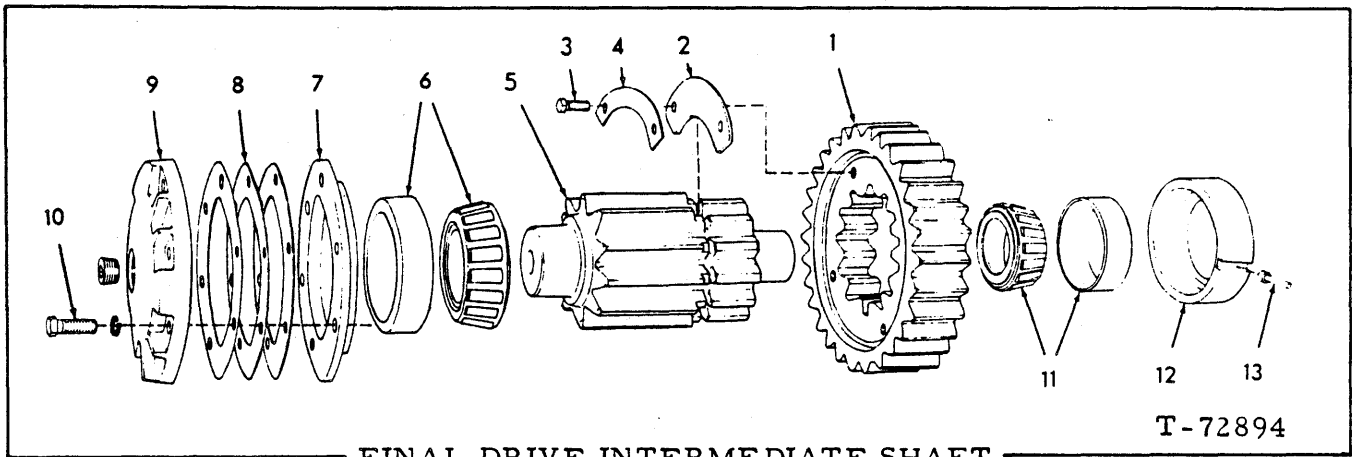
(Continued)

(Revised September 1978)

FINAL DRIVE PINION SHAFT (Continued)

ITEM	PART NO.	QTY.	DESCRIPTION
17	70675543	1	TUBE ASSY., vent, right (Includes Nut)
	70675544	1	TUBE ASSY., vent, left (Includes Nut)
	70919171	2	CONNECTOR, flare type, 1/4" tube, 5/16"NPT
18	70640677	6	CLIP, tube supporting
	70927400	6	CAPSCREW, 3/8"NC x 5/8"
	70677006	6	WASHER, plain
19	73113811	1	REPAIR KIT (Includes items 5, 8, 9, 11, 12, 14 and 15) (Sufficient quantity for one side only)

Components of item 19



FINAL DRIVE INTERMEDIATE SHAFT

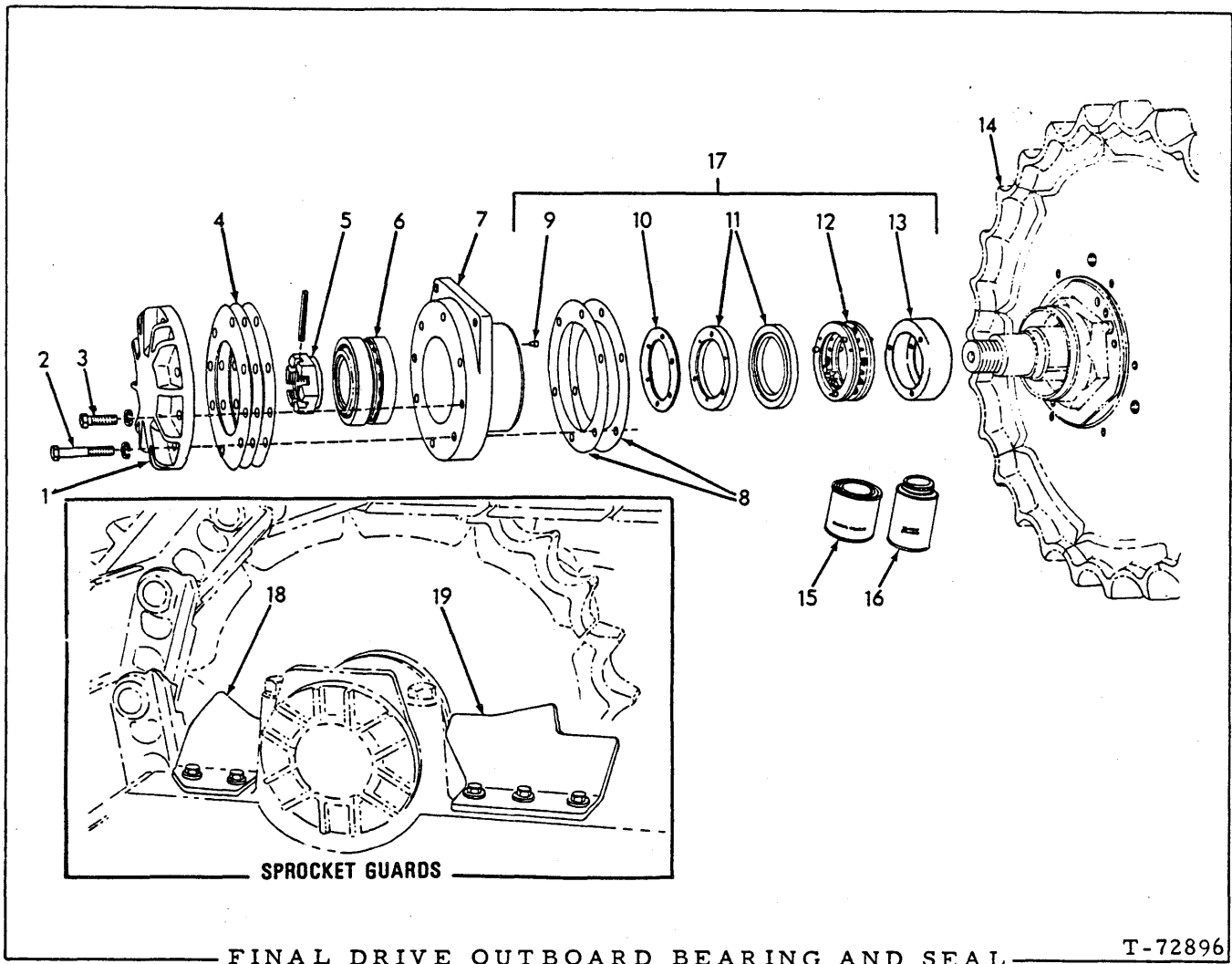
ITEM	PART NO.	QTY.	DESCRIPTION
1	70671413	2	GEAR (30 teeth)
2	70655631	4	LOCK, gear retaining
3	70922763	8	CAPSCREW, 3/8"NC x 1"
4	70655632	4	□LOCK, capscrew
5	70655630	2	PINION (12 teeth)
6	70681367	2	□CUP AND CONE ASSY. (Consists of matched Cup and Cone)
7	70658834	2	CAGE, outer bearing
8	70658838	4	□SHIM, bearing adjustment (.005" thick)
	70658839	4	□SHIM, bearing adjustment (.007" thick)
	70658840	14	□SHIM, bearing adjustment (.010" thick)
9	70658837	2	RETAINER, outer bearing
	70901666	2	PLUG, pipe, ctsk-hd., 1"NPT
10	70927529	12	CAPSCREW, 5/8"NF x 1-3/4"
	70912942	12	LOCKWASHER, 5/8"
11	70681375	2	□CUP AND CONE ASSY. (Consists of matched Cup and Cone)
12	70084297	2	CAGE, inner bearing
13	70089320	2	PIN, locking, inner bearing cage
14	73113810	1	REPAIR KIT (Includes items 4, 6, 8 and 11)(Sufficient quantity for one (1) side only)

} Use as required

□Components of item 14

(Revised September 1978)

MEMO



FINAL DRIVE OUTBOARD BEARING AND SEAL

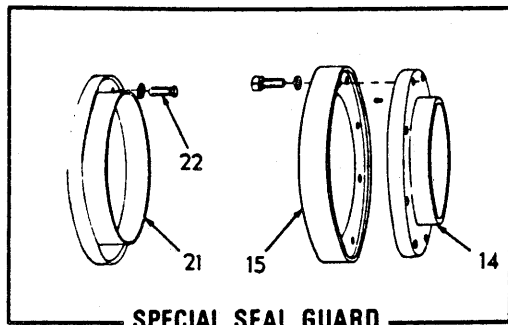
T-72896

ITEM	PART NO.	QTY.	DESCRIPTION
1	70084303	2	COVER, outboard bearing
2	70925135	12	CAPSCREW, 1/2"NC x 3-1/4"
	70912441	16	LOCKWASHER, 1/2"
3	70922726	4	CAPSCREW, 1/2"NF x 1-1/2"
4	70084313	4	SHIM, outer bearing cap (.005" thick)
	70084312	4	SHIM, outer bearing cap (.007" thick)
	70084311	14	SHIM, outer bearing cap (.010" thick)
			Use as required
5	70058925	2	NUT, retaining, outer bearing
	70917904	2	PIN, spring, 5/16" x 3"
6	70058702	2	BEARING, roller, outboard (Each consists of 1 roller assembly and 2 cups. Serviced only as a unit)
7	70084271	2	CAGE, outboard bearing
8	70069080	12	SHIM, outboard bearing cage (.015" thick. Use as required)
9	70084432	6	□PIN, outer seal ring
10	70069106	2	□GASKET, seal ring
11	70081787	4	□RING, outer seal

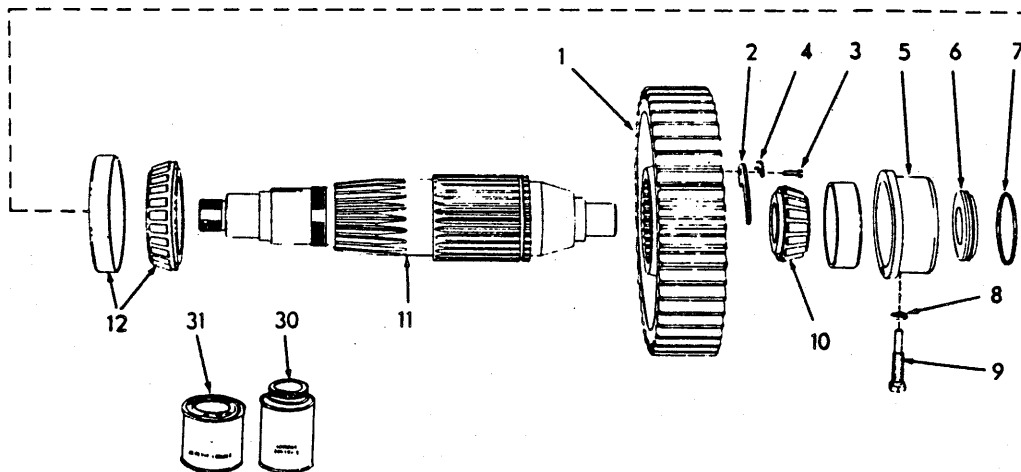
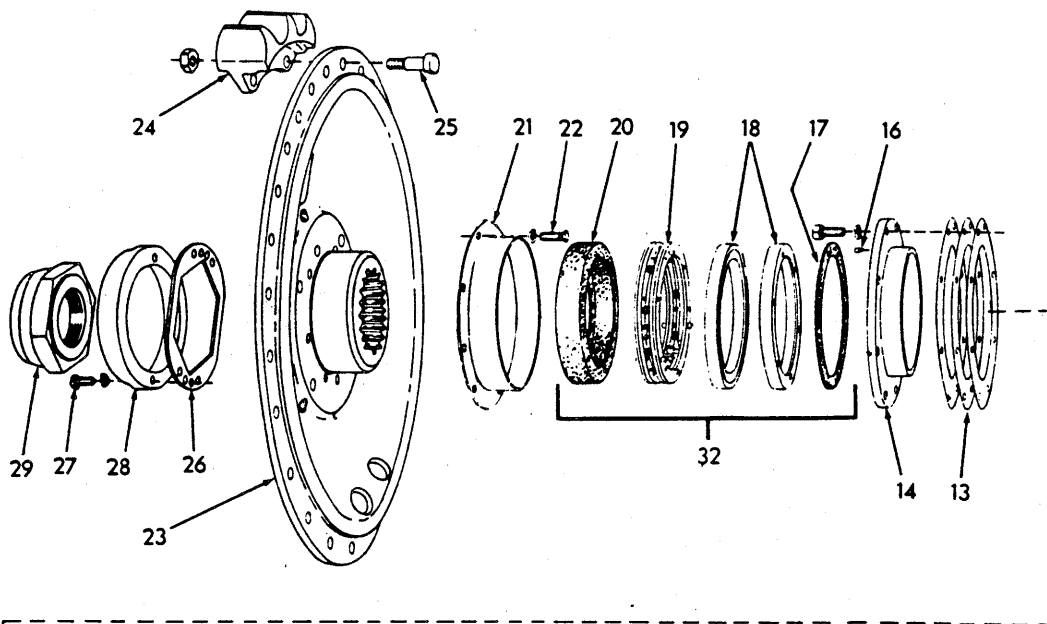
FINAL DRIVE OUTBOARD BEARING AND SEAL (Continued)

ITEM	PART NO.	QTY.	DESCRIPTION
12	70084337	2	<input type="checkbox"/> FOLLOWER ASSY., outer seal (Serviced only as a unit)
13	70058814	2	<input type="checkbox"/> BOOT, outer seal
14	-----	-	SPROCKET (See page 179)
15	70033288	-	CEMENT, neoprene, 1/2 pint can
16	70054890	-	SOLVENT, neoprene cement, 1/2 pint can
			} For cementing boots and gaskets
17	70091972	2	SEAL KIT (Items 9 thru 13; includes parts for one side only)
18	70670967	1	PLATE, rear closure, left side
	70670968	1	PLATE, rear closure, right side
	70920583	4	CAPSCREW, 1/2"NC x 1-1/2"
	70677008	4	WASHER, plain
19	70670981	1	PLATE, front closure, left side
	70670982	1	PLATE, front closure, right side
	70920583	6	CAPSCREW, 1/2"NC x 1-1/2"
	70677008	6	WASHER, plain

Components of item 17



SPECIAL SEAL GUARD



FINAL DRIVE SPROCKET, SHAFT AND GEAR

T-16297

FINAL DRIVE SPROCKET, SHAFT AND GEAR

ITEM	PART NO.	QTY.	DESCRIPTION	
1	70655633	2	GEAR, driving (37 teeth)	
2	70058826	4	LOCK, gear retaining	
3	70922763	8	CAPSCREW, 3/8"NC x 1"	
4	70052444	8	ΔLOCK, capscrew	
5	70084289	2	CAGE, inner bearing cup	
6	70091571	2	COVER, inner bearing	
7	70923817	2	ΔO-RING, inner bearing cover	
8	70049918	2	ΔWASHER, bearing cage setscrew (copper)	
9	70084278	2	SETSCREW, bearing cage (hex-hd., dog-pt., 5/8"NF x 3-3/8")	
10	70681374	2	ΔCUP AND CONE ASSY. (Consists of matched Cup and Cone)	
11	70622135	2	SHAFT, sprocket	
12	70681373	2	ΔCUP AND CONE ASSY. (Consists of matched Cup and Cone)	
13	70056971	8	ΔSHIM, bearing adjustment (.005" thick)	} Use as required
	70056970	4	ΔSHIM, bearing adjustment (.007" thick)	
	70056969	24	ΔSHIM, bearing adjustment (.010" thick)	
14	70084349	2	CAGE ASSY., intermediate bearing (Includes item 16)	
	70922726	16	CAPSCREW, 1/2"NF x 1-1/2"	} Special equipment
	70912441	16	LOCKWASHER, 1/2"	
	70666814	2	CAGE ASSY., intermediate bearing (Includes item 16)	
	70927233	16	CAPSCREW, 1/2"NF x 2-3/4"	
	70912441	16	LOCKWASHER, 1/2"	
15	70671819	2	GUARD, seal (Special equipment)	
16	70084432	6	PIN, locating, seal ring	
17	70058807	2	□GASKET, seal ring	
18	70651996	4	□RING, inner seal (1/2" thick)	
19	70058796	2	□FOLLOWER ASSY., inner seal (Serviced only as a unit)	
20	70058806	2	□BOOT, inner seal	
21	70651985	2	GUARD, seal	
	70673015	2	GUARD, seal (Special equipment)	
22	70920582	8	CAPSCREW, 1/2"NC x 1-1/4"	
	70912441	8	LOCKWASHER, 1/2"	
23	70679636	2	HUB	
24	70679592	18	SEGMENT (Tractors prior to unit #19485)	
	70696849	18	SEGMENT (Tractor unit #19485 and up)	
25	70679545	54	BOLT	
	70679544	54	NUT, high, 5/8"NF	
26	70084299	2	LOCK	
27	70920583	4	CAPSCREW, 1/2"NC x 1-1/2"	
	70912441	4	LOCKWASHER, 1/2"	
28	70666820	2	RING	
29	70084236	2	NUT	
30	70054890	-	SOLVENT, neoprene cement, 1/2 pint can	} For cementing boots and gaskets
31	70033288	-	CEMENT, neoprene, 1/2 pint can	
32	70656664	2	SEAL KIT (Items 17 thru 20; includes parts for one (1) side only)	
33	73113812	1	REPAIR KIT (Includes items 4, 7, 8, 10, 12 and 13) (Sufficient quantity for one side only)	

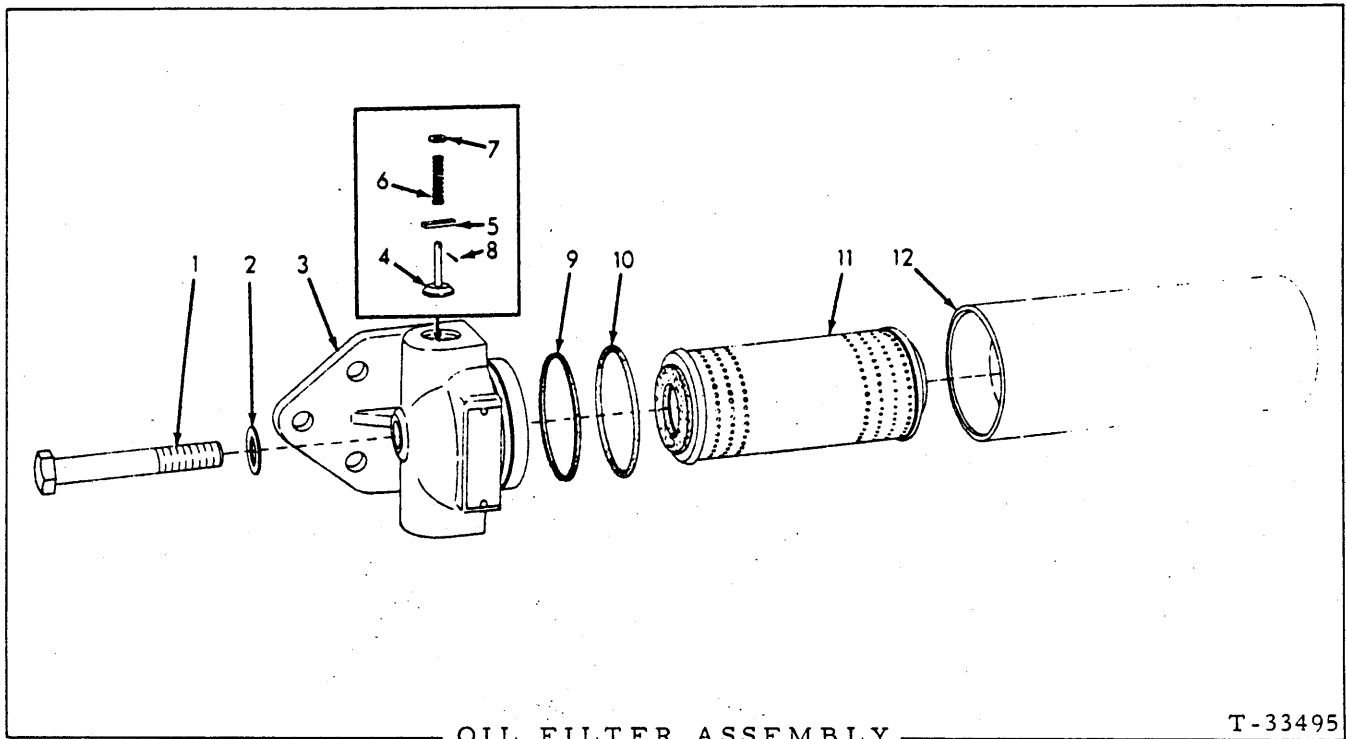
□Components of item 32

ΔComponents of item 33



MEMO

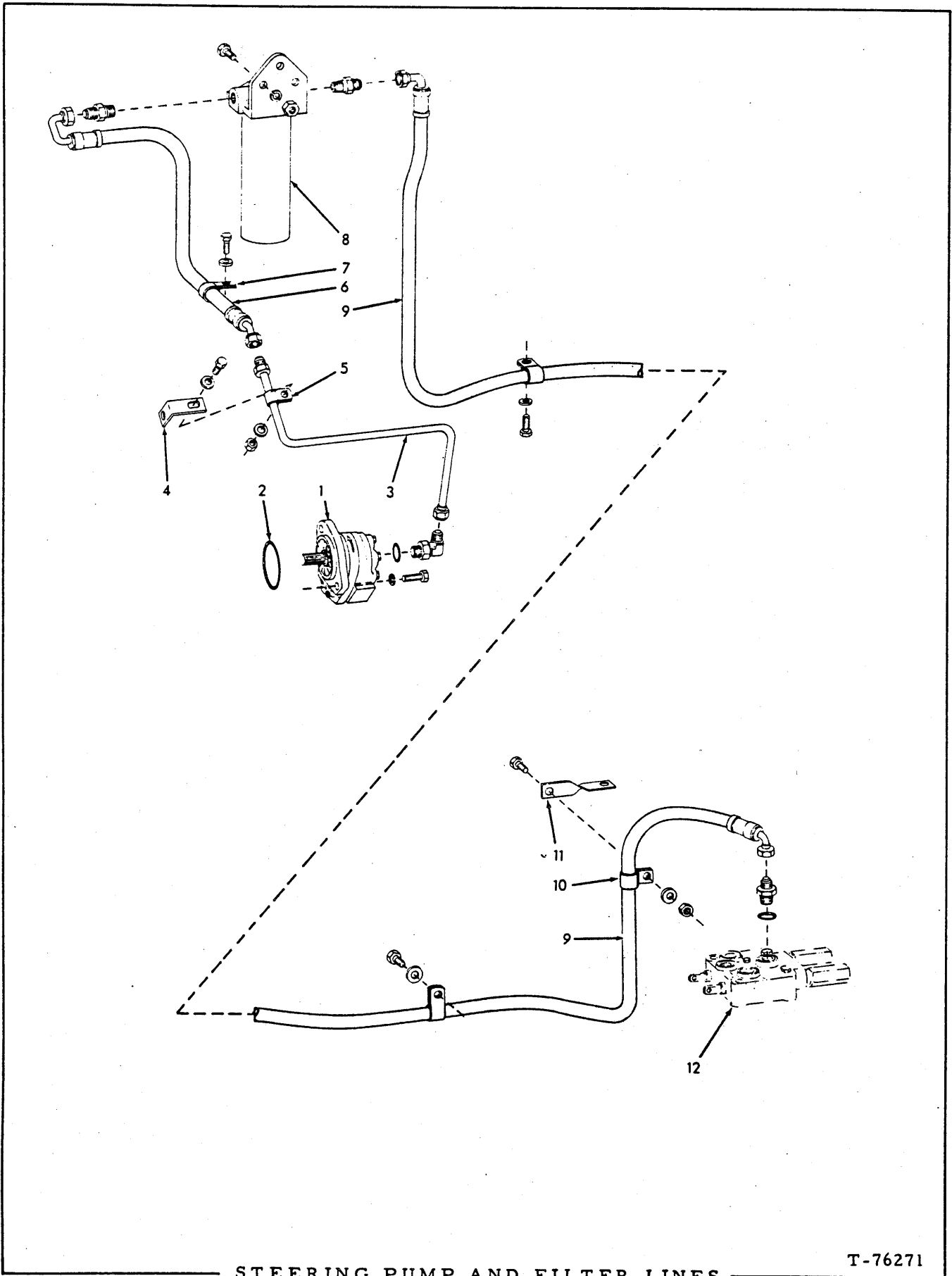
(Revised September 1978)



OIL FILTER ASSEMBLY

T-33495

ITEM	PART NO.	QTY.	DESCRIPTION
-	70631542	1	FILTER ASSY., oil (Includes items 1 thru 12)
1	70925740	1	CAPSCREW, head retaining (5/8"NF x 4")
2	70631869	1	WASHER, head retaining capscrew
3	70631846	1	HEAD
4	70646302	1	VALVE, by-pass
5	70631868	1	SPANNER, by-pass valve
6	70631870	1	SPRING, by-pass valve
7	70632060	1	WASHER, by-pass valve spring
8	70900970	1	PIN, cotter, 1/16" x 1/2"
9	70632062	1	RING, sealing, filter head
10	70632063	1	O-RING, filter head
11	70631828	1	ELEMENT KIT (Includes items 2, 9 and 10)
12	70631872	1	TANK



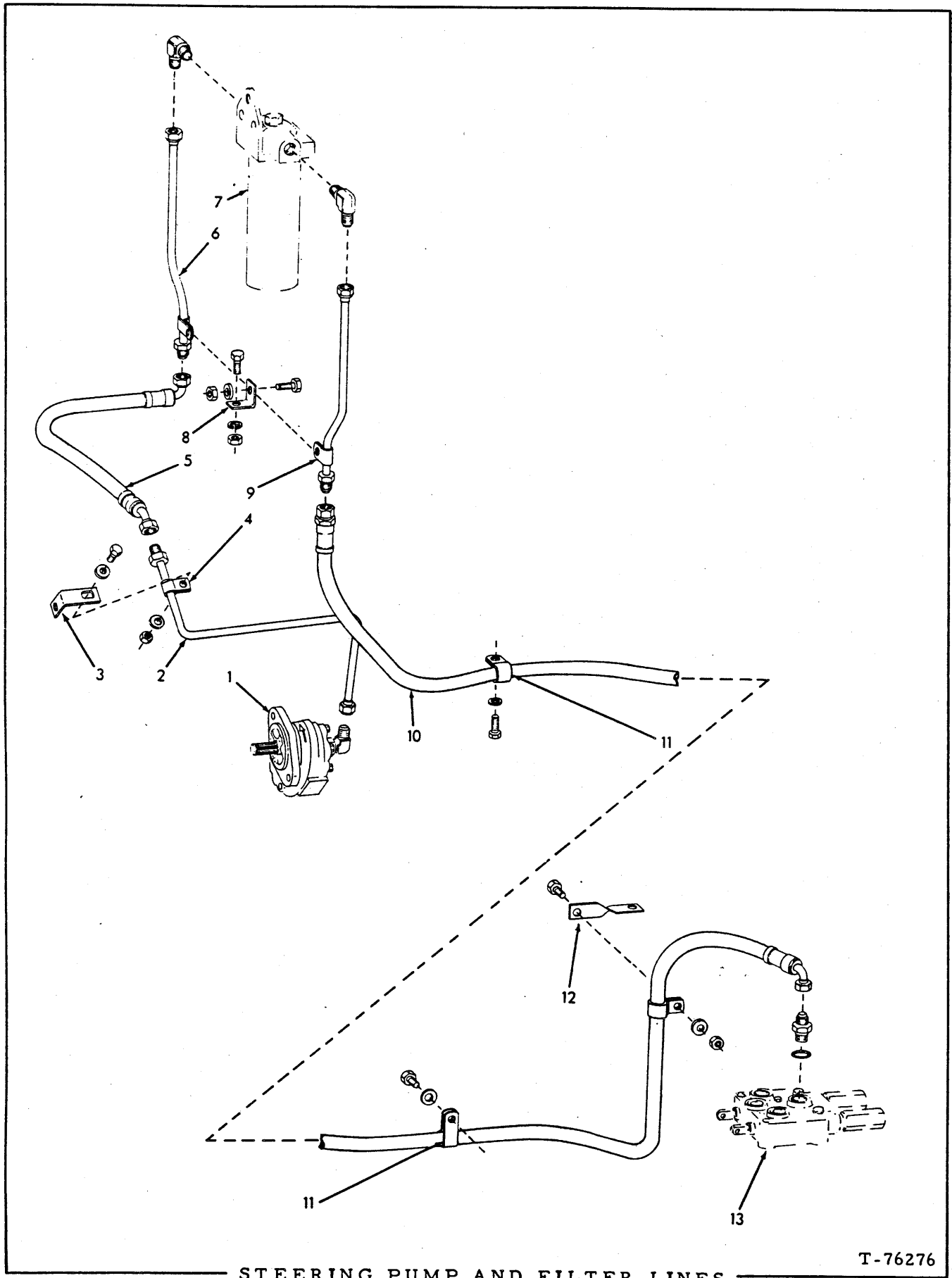
STEERING PUMP AND FILTER LINES

T-76271

STEERING PUMP AND FILTER LINES

USAGE: Units equipped with dry-type air cleaner (Standard)

ITEM	PART NO.	QTY.	DESCRIPTION
1	-----	1	PUMP ASSY., oil (See page 189)
	70921076	2	CAPSCREW, 3/8"NC x 1-1/4"
	70910287	2	LOCKWASHER, 3/8"
2	70923816	1	O-RING
3	70673332	1	TUBE ASSY., pump to filter (Includes nut)
	70924786	1	ELBOW, adjustable, 90°, flare type, 1/2" tube, 7/8" straight thd. (Includes O-RING)
	70921205	1	O-RING
4	70673845	1	ANGLE, clip attaching
5	70620063	1	CLIP, tube supporting
	70922763	1	CAPSCREW, 3/8"NC x 1"
	70677006	2	WASHER, plain
	70911026	1	NUT, 3/8"NC
6	70673792	1	HOSE ASSY., pump to filter (See HOSE PARTS)
	70921466	1	CONNECTOR, flare type, 1/2" tube, 3/4"NPT male
7	70927387	1	CLIP, hose supporting
	70922763	1	CAPSCREW, 3/8"NC x 1"
	70677006	1	WASHER, plain
8	-----	1	FILTER ASSY., oil (See page 181)
	70920583	3	CAPSCREW, 1/2"NC x 1-1/2"
	70912441	3	LOCKWASHER, 1/2"
	70911028	3	NUT, 1/2"NC (Use only on units equipped with oil-bath air cleaner)
9	70673791	1	HOSE ASSY., filter to valve (See HOSE PARTS)
	70921466	1	CONNECTOR, flare type, 1/2" tube, 3/4"NPT male
	70921409	1	CONNECTOR, flare type, 1/2" tube, 3/4" straight thd., (Includes O-RING)
	70921349	1	O-RING
10	70927387	3	CLIP, hose supporting
	70921175	3	CAPSCREW, 1/2"NC x 1"
	70677008	3	WASHER, plain
	70911028	1	NUT, 1/2"NC
11	70634051	1	STRAP, clip attaching
12	-----	1	VALVE ASSY., control (See page 193)



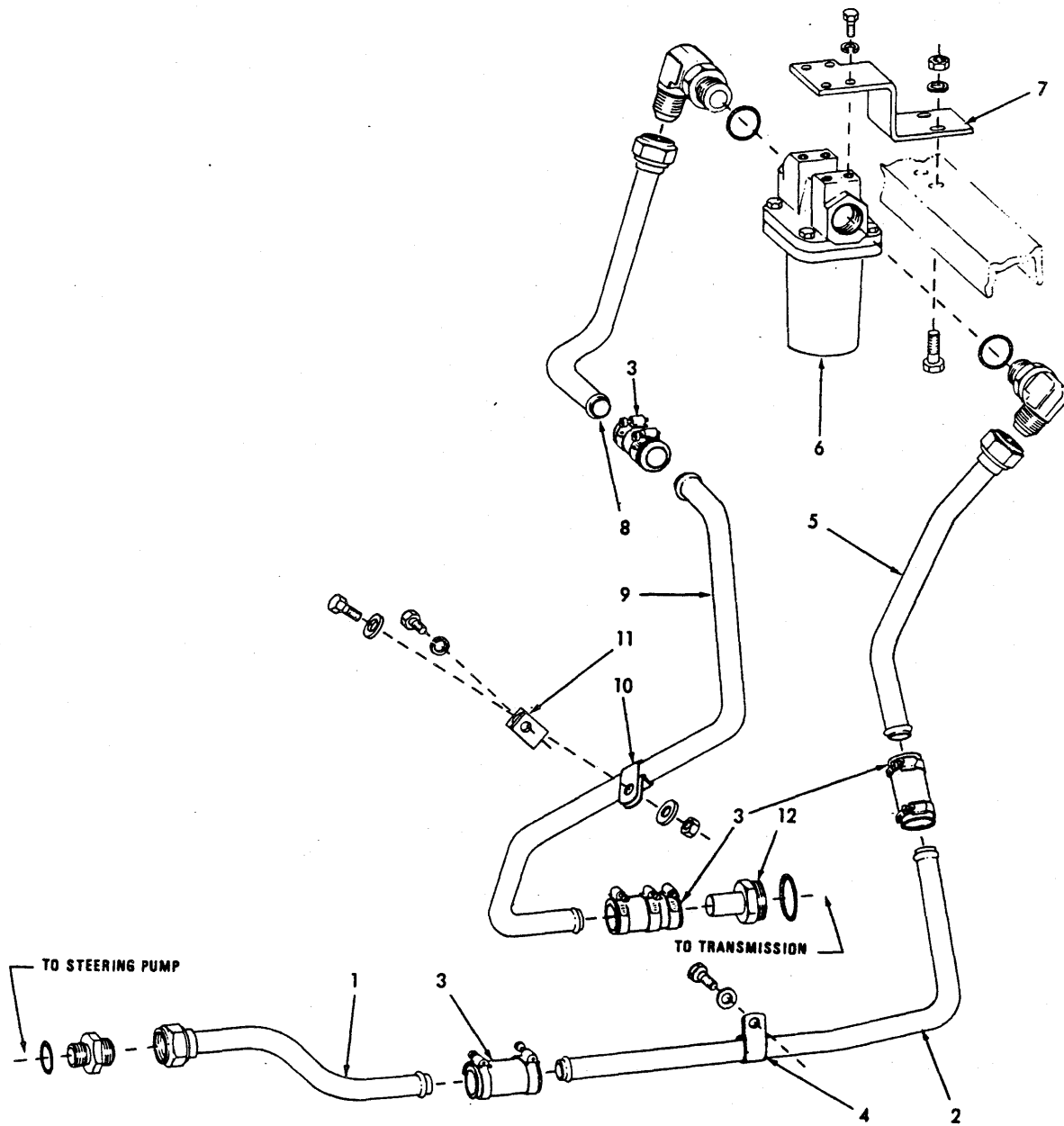
STEERING PUMP AND FILTER LINES

T-76276

## STEERING PUMP AND FILTER LINES

USAGE: Units equipped with oil-bath air cleaner. Special equipment

ITEM	PART NO.	QTY.	DESCRIPTION
1	-----	1	PUMP ASSY. (See page 189)
2	70673332	1	TUBE ASSY., pump to filter (Includes nut)
	70924786	1	ELBOW, adjustable, 90° flare type, 1/2" tube, 7/8" straight thd. (Includes O-RING)
	70921205	1	O-RING
3	70673845	1	ANGLE, clip attaching
4	70620063	1	CLIP, tube supporting
	70922763	1	CAPSCREW, 3/8"NC x 1"
	70677006	2	WASHER, plain
	70911026	1	NUT, 3/8"NC
5	70676599	1	HOSE, pump to filter (See HOSE PARTS)
6	70676614	2	TUBE ASSY., upper (Includes nut)
	70919272	2	ELBOW, flare type, 90°, 1/2" tube, 3/4"NPT male
7	-----	1	FILTER ASSY. (See page 181)
8	70638397	1	ANGLE, clip attaching
	70921175	1	CAPSCREW, 1/2"NC x 1"
	70912441	1	LOCKWASHER, 1/2"
	70911028	1	NUT, 1/2"NC
9	70620063	2	CLIP, tube supporting
	70922763	1	CAPSCREW, 3/8"NC x 1"
	70677006	1	WASHER, plain
	70911026	1	NUT, 3/8"NC
10	70676598	1	HOSE, filter to control valve (See HOSE PARTS)
	70921409	1	CONNECTOR, flare type, 1/2" tube, 3/4" straight thd. (Includes O-RING)
	70921349	1	O-RING
11	70927387	3	CLIP, hose supporting
	70921175	3	CAPSCREW, 1/2"NC x 1"
	70677008	3	WASHER, plain
	70911028	1	NUT, 1/2"NC
12	70634051	1	STRAP, clip attaching
13	-----	-	VALVE ASSY. (See page 193)



STEERING OIL STRAINER LINES

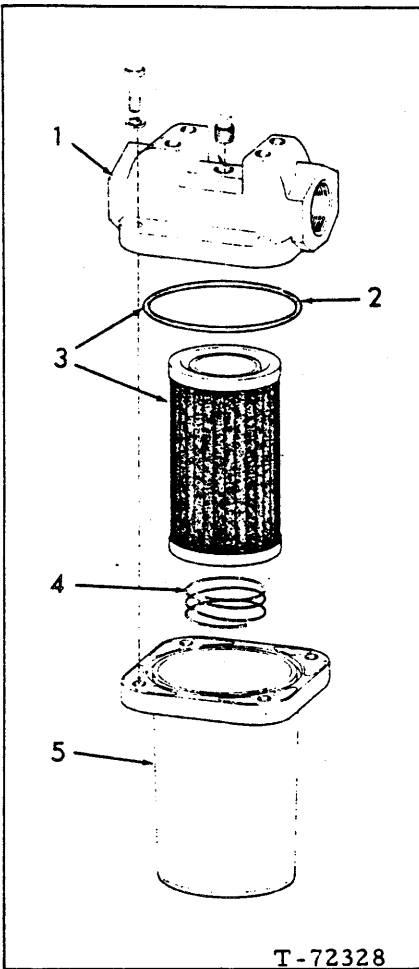
T-76273

STEERING OIL STRAINER LINES

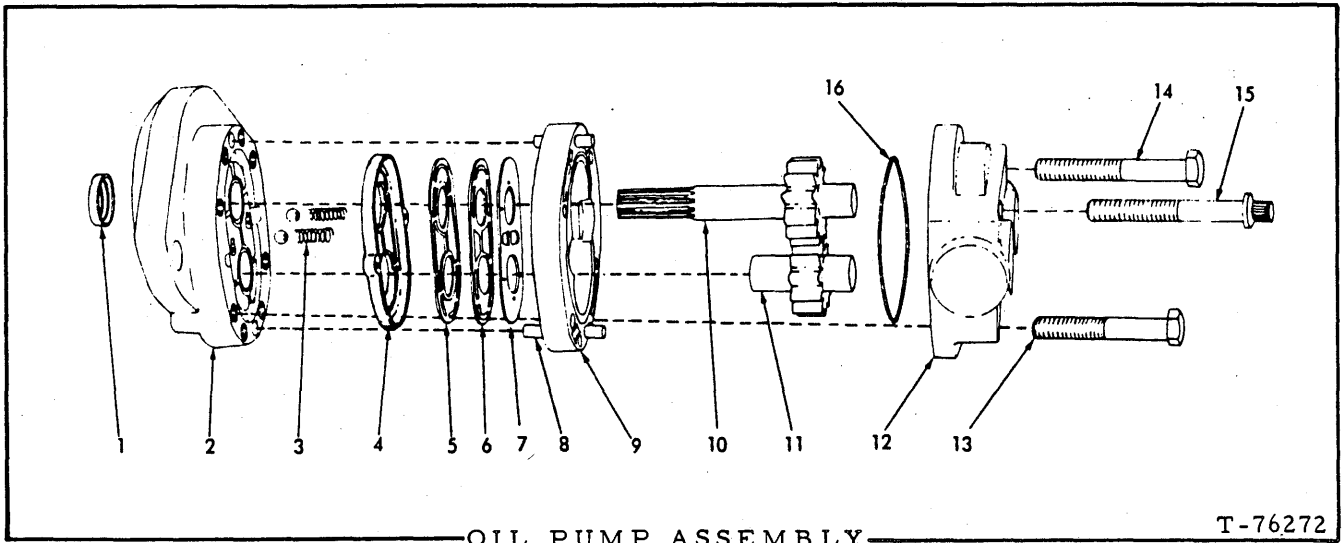
ITEM	PART NO.	QTY.	DESCRIPTION
1	70673337	1	TUBE ASSY., pump to strainer (Includes nut)
	70923174	1	CONNECTOR, flare type, 1" tube, 1-1/16" straight thd. (Includes O-RING)
	70921206	1	O-RING
2	70673336	1	TUBE, pump to strainer
3	70647784	4	HOSE
	70921912	9	CLAMP, hose
4	70927264	1	CLIP, tube supporting
	70922763	1	CAPSCREW, 3/8"NC x 1"
	70677006	1	WASHER, plain
5	70673335	1	TUBE ASSY., pump to strainer (Includes nut)
	70921227	1	ELBOW, adjustable, 90°, flare type, 1" tube, 1-5/16" straight thd. (Includes O-RING)
	70921214	1	O-RING
6	-----	1	STRAINER ASSY., oil (See page 188)
	70922300	4	CAPSCREW, 3/8"NC x 3/4"
	70910287	4	LOCKWASHER, 3/8"
7	70673848	1	ANGLE, strainer supporting
	70920582	2	CAPSCREW, 1/2"NC x 1-1/4"
	70677008	2	WASHER, plain
	70911028	2	NUT, 1/2"NC
8	70673333	1	TUBE ASSY., strainer to transmission (Includes nut)
	70921227	1	ELBOW, adjustable, 90°, flare type, 1" tube 1-5/16" straight thd. (Includes O-RING)
	70921214	1	O-RING
9	70673334	1	TUBE, strainer to transmission
10	70927264	1	CLIP, tube supporting
	70922763	1	CAPSCREW, 3/8"NC x 1"
	70677006	2	WASHER, plain
	70911026	1	NUT, 3/8"NC
11	70642534	1	ANGLE, clip attaching
	70922763	1	CAPSCREW, 3/8"NC x 1"
	70910287	1	LOCKWASHER, 3/8"
12	70656284	1	ADAPTER ASSY., suction line (Includes O-RING)
	70921887	1	O-RING



## OIL STRAINER ASSEMBLY



ITEM	PART NO.	QTY.	DESCRIPTION
-	70651388	-	STRAINER ASSY., oil (Includes items 1 thru 5)
1	70651387	1	HEAD ASSY. (Includes PLUG indented below)
	70901651	1	PLUG, pipe, 1/8"NPT
	70927401	4	CAPSCREW, 1/4"NC x 1"
	70906958	4	LOCKWASHER, 1/4"
2	70651385	1	O-RING, body
3	70651506	1	ELEMENT KIT (Includes item 2)
4	70651384	1	SPRING, element
5	70651373	1	BODY, oil strainer

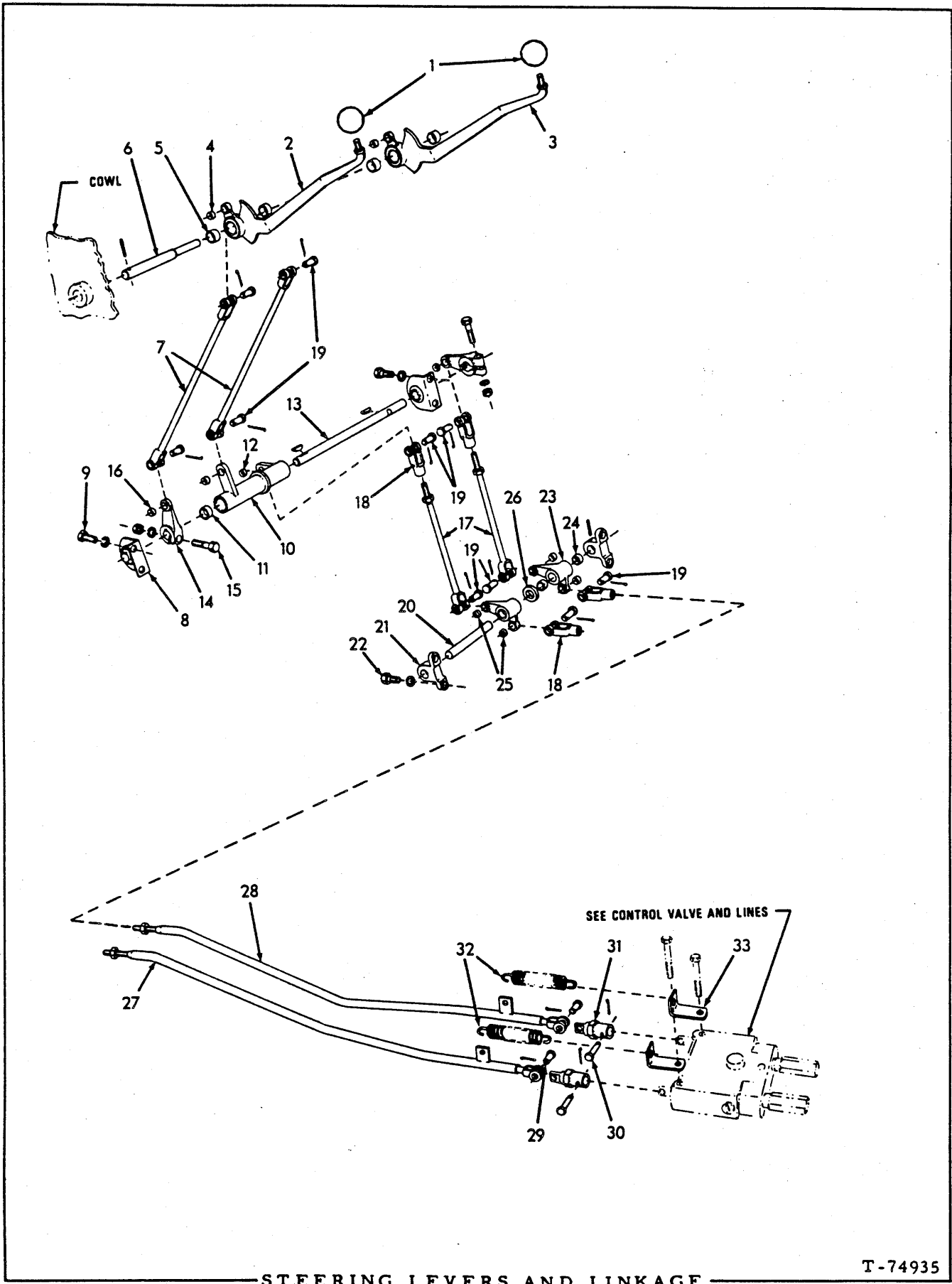


OIL PUMP ASSEMBLY

T-76272

USAGE: See page 183 and 185

ITEM	PART NO.	QTY.	DESCRIPTION
-	70676294	1	PUMP ASSY., oil (Includes items 1 thru 16)
1	70650677	1	SEAL, oil
2	70677550	1	PLATE ASSY., front (Includes bushings)
3	70650679	2	SPRING, check valve
	70915903	2	BALL, steel, 7/32" diam.
4	70650673	1	SEAL, diaphragm
5	70650676	1	GASKET, diaphragm (thin)
6	70650675	1	GASKET, diaphragm (thick)
7	70650674	1	DIAPHRAGM, sealing
8	70927421	2	PIN, dowel
9	70674533	1	BODY
10	70678819	1	GEAR ASSY., drive (Includes shaft)
11	70674535	1	GEAR ASSY., idler (Includes shaft)
12	70678820	1	PLATE ASSY., rear (Includes bushing)
13	70923124	4	CAPSCREW, 5/16"NC x 2"
14	70928389	2	CAPSCREW, 5/16"NC x 2-1/2"
15	70927422	2	CAPSCREW, 12 point, 5/16"NC x 2-1/2"
16	70926216	1	O-RING



STEERING LEVERS AND LINKAGE

T-74935

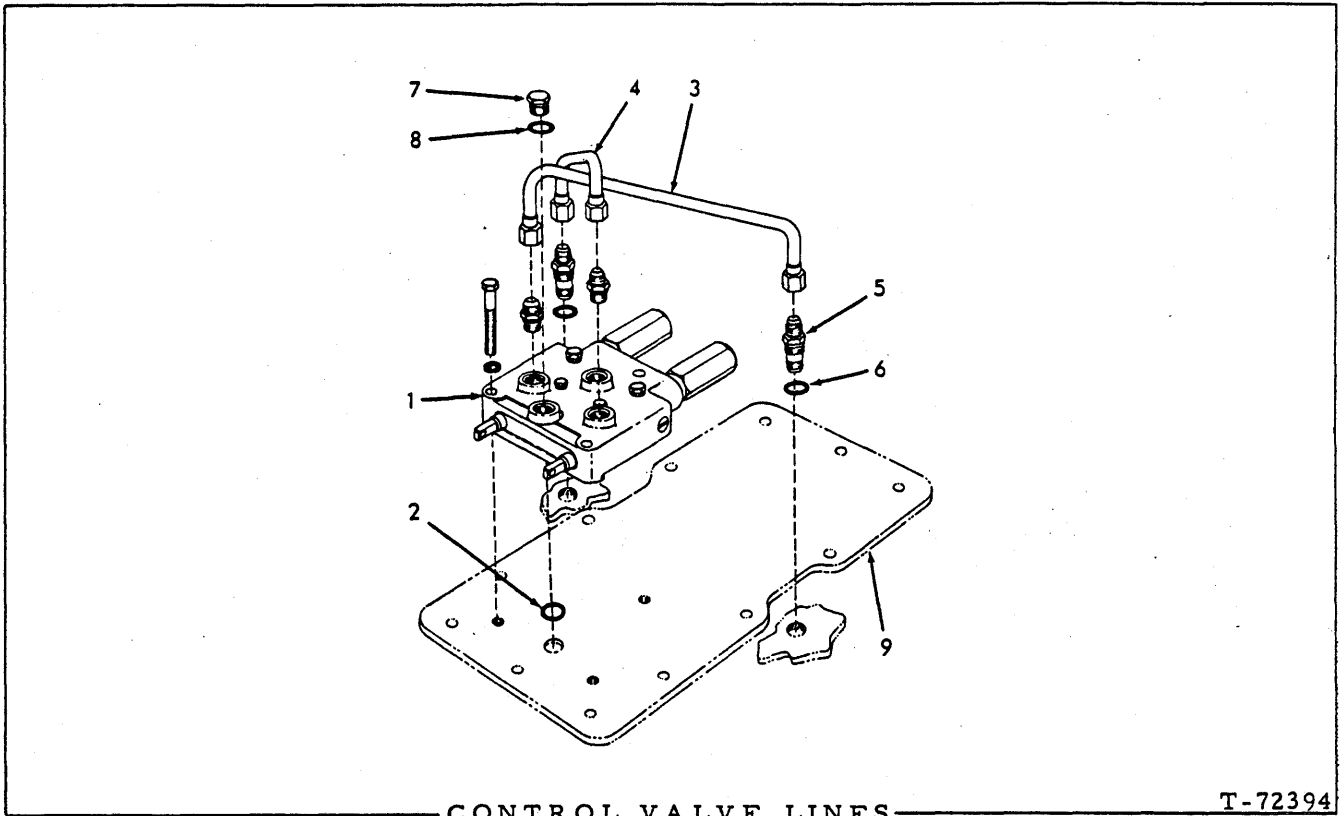
STEERING LEVERS AND LINKAGE

ITEM	PART NO.	QTY.	DESCRIPTION
1	70090020	2	KNOB, steering lever
2	70657847	1	LEVER ASSY., steering, left (Includes items 4 and 5)
3	70657848	1	LEVER ASSY., steering, right (Includes items 4 and 5)
4	70624584	2	BUSHING, steering lever (small)
5	70630795	4	BUSHING, steering lever (large)
6	70629716	1	SHAFT, steering levers
	70915989	1	PIN, spring, 3/16" x 1-3/8"
7	70657853	2	ROD, upper
8	70654656	2	BEARING ASSY., upper cross shaft (Serviced only as a unit)
9	70927211	4	CAPSCREW, 3/8"NF x 3/4"
	70910287	4	LOCKWASHER, 3/8"
10	70660050	1	LEVER ASSY., upper cross shaft, inner (Includes items 11 and 12)(Tractors prior to unit #16662)
	70682290	1	LEVER ASSY., upper shaft, inner (Includes items 11 and 12) (Tractors unit #16662 and up)
11	70630795	2	BUSHING, inner lever (large)
12	70624584	2	BUSHING, inner lever (small)
13	70657852	1	SHAFT, cross, upper
	70905123	2	KEY, #9 woodruff, 3/16" x 3/4"
14	70630836	2	LEVER ASSY., upper cross shaft, outer (Includes item 16)
15	70920995	2	CAPSCREW, 3/8"NC x 2"
	70910287	2	LOCKWASHER, 3/8"
	70911026	2	NUT, 3/8"NC
16	70624584	2	BUSHING, outer lever
17	70657855	2	ROD, vertical
	70911041	2	NUT, 3/8"NF
18	70628736	4	YOKE, control rod
19	70078810	10	PIN, control linkage yokes
	70900801	10	PIN, cotter, 3/32" x 3/4"
20	70633628	1	SHAFT, cross, lower
	70915751	1	PIN, spring, 3/16" x 1-1/2"
21	70633607	2	BLOCK, pillow, lower cross shaft
22	70923276	4	CAPSCREW, 3/8"NF x 1"
	70910287	4	LOCKWASHER, 3/8"
23	70633648	2	BELLCRANK ASSY., lower (Includes items 24 and 25)
24	70630795	4	BUSHING, lower bellcrank (large)
25	70624584	4	BUSHING, lower bellcrank (small)
26	70062334	1	SPACER, lower shaft

(Continued)

STEERING LEVERS AND LINKAGE (Continued)

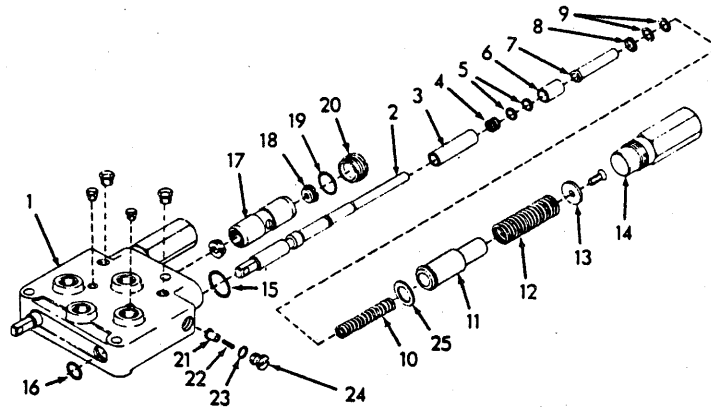
ITEM	PART NO.	QTY.	DESCRIPTION
27	70651921	1	ROD, horizontal, left
	70911041	1	NUT, 3/8"NF
28	70651922	1	ROD, horizontal, right
	70911041	1	NUT, 3/8"NF
29	70627451	2	PIN, control rod, rear
	70900801	2	PIN, cotter, 3/32" x 3/4"
30	70630833	2	PIN, retaining, over-travel
	70900801	2	PIN, cotter, 3/32" x 3/4"
31	70656151	2	OVER-TRAVEL ASSY. (Serviced only as a unit)
32	70043881	2	SPRING, rod retracting
33	70628821	2	CLIP, retracting spring



T-72394

CONTROL VALVE LINES

ITEM	PART NO.	QTY.	DESCRIPTION
1	-----	1	VALVE ASSY. (See page 194 and 196)
	70923687	3	CAPSCREW, 3/8"NF x 2-3/4"
	70910287	3	LOCKWASHER, 3/8"
2	70923947	1	O-RING, valve to compartment cover
3	70659959	1	TUBE ASSY., left clutch (Includes nuts)
	70921409	1	CONNECTOR, flare type, 1/2" tube, 3/4"NF male end (Includes O-RING)
	70921349	1	O-RING
4	70659960	1	TUBE ASSY., right clutch (Includes nuts)
	70921409	1	CONNECTOR, flare type, 1/2" tube, 3/4"NF male end (Includes O-RING)
	70921349	1	O-RING
5	70651893	2	UNION, bulkhead
6	70921206	2	O-RING, bulkhead union
7	70921573	1	PLUG, valve housing (Includes item 8)
8	70921349	1	O-RING, valve housing plug
9	-----	-	COVER, bevel gear compartment



CONTROL VALVE ASSEMBLY

T-72413

USAGE: See page 193. Tractors prior to serial No. 25L17263

ITEM PART NO. QTY. DESCRIPTION

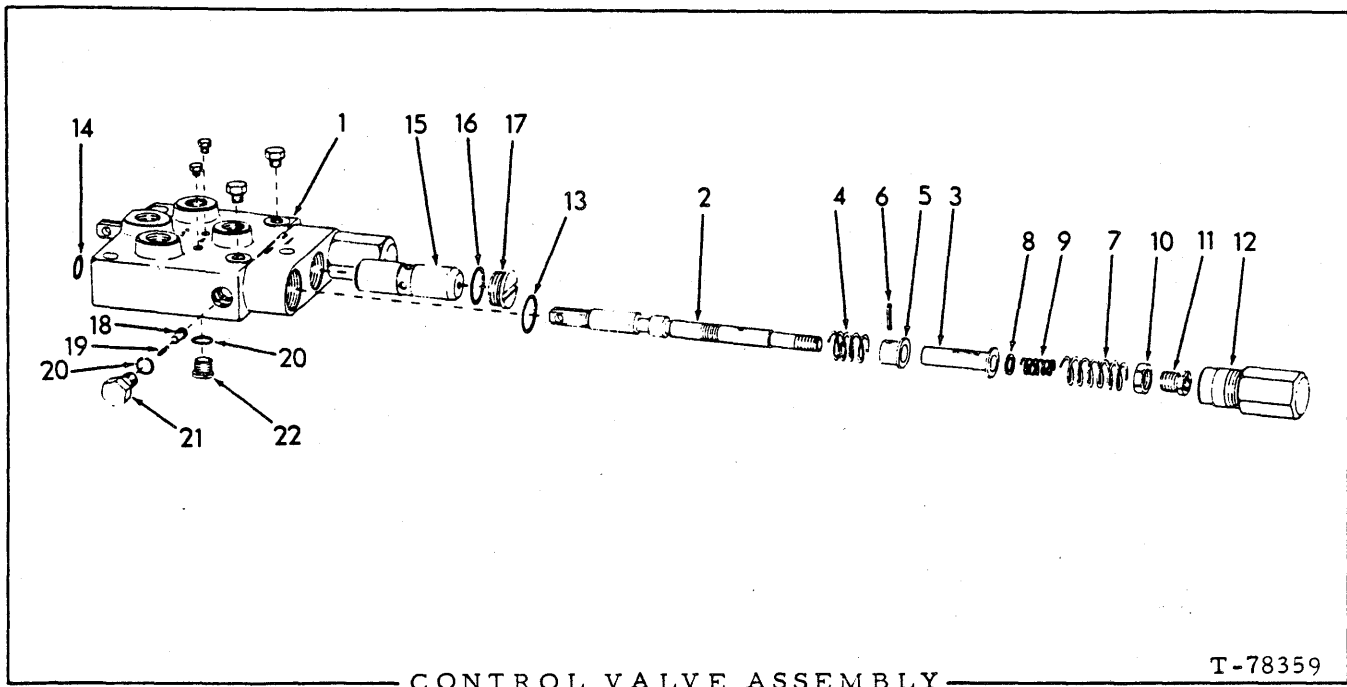
-	70651739	1	VALVE ASSY., control (Includes item 1 thru 25)	
1	-----	1	BODY (Not serviced separately)	
	70919134	2	PLUG, pipe, hex-hd., 1/8"NPT	
	70919840	2	PLUG, pipe, hex-hd., 1/4"NPT	
2	-----	2	PLUNGER (Not serviced separately)	
3	70651564	2	PISTON, pressure regulating	
4	70671178	2	SPRING, pressure regulating (short)	
5	{ 70651576	-	SHIM, pressure adjustment (.015" thick)	} Use as required
	{ 70651577	-	SHIM, pressure adjustment (.005" thick)	
6	70651571	2	SLEEVE, valve plunger (outer)	
7	70651572	2	SLEEVE, valve plunger (inner)	
8	70651573	2	WASHER, valve plunger	
9	{ 70651574	-	SHIM, pressure adjustment (.015" thick)	} Use as required
	{ 70651575	-	SHIM, pressure adjustment (.005" thick)	
10	70661676	2	SPRING, pressure regulating (long)	
11	70651565	2	SLEEVE, plunger return spring	
12	70651570	2	SPRING, plunger return	
13	70651567	2	WASHER, end, valve plunger	
	70924989	2	SCREW, machine, flat-hd., 1/4"NF x 7/8"	
14	70651566	2	CAP, valve plunger	
15	70924416	2	O-RING, valve body (large)	
16	70923645	2	O-RING, valve body (small)	
17	-----	1	PLUNGER, flow divider (Not serviced separately)	

(Continued)

CONTROL VALVE ASSEMBLY (Continued)

ITEM	PART NO.	QTY.	DESCRIPTION
18	70660057	2	PLUG, orifice, flow divider plunger
19	70923988	1	O-RING, flow divider plug
20	70654523	1	PLUG ASSY., flow divider (Includes item 19)
21	70656190	2	PLUNGER, relief valve
22	70656192	2	SPRING, relief valve
23	70923663	2	O-RING, relief valve plug
24	70656191	2	PLUG ASSY., relief valve (Includes item 23)
25	70663123	-	SHIM, plunger clearance (Use as required)





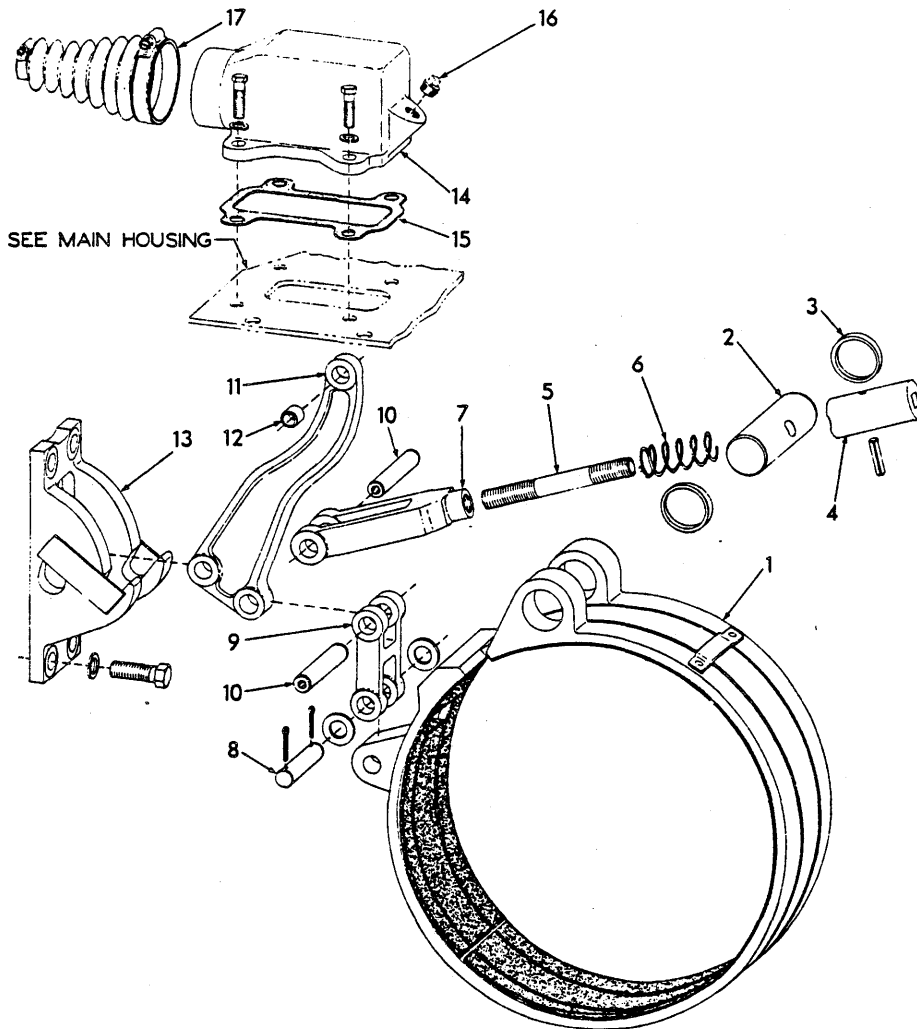
USAGE: See page 193. Tractor serial No. 25L17263 and up

ITEM	PART NO.	QTY.	DESCRIPTION
-	70688101	1	VALVE ASSY., control (Includes items 1 thru 22)
1	-----	1	BODY (Not serviced separately)
	70919134	2	PLUG, pipe, hex-hd., 1/8" NPT
	70919840	2	PLUG, pipe, hex-hd., 1/4" NPT
2	-----	2	PLUNGER (Not serviced separately)
3	70677636	2	SLEEVE, valve plunger
4	70677643	2	SPRING
5	70677637	2	BUSHING
6	70916168	2	PIN, spring, 1/8" x 3/4"
7	70684654	2	SPRING
8	70677641	2	WASHER, spring retaining
9	70677642	2	SPRING
10	70677639	2	NUT, adjusting
11	70677638	2	RETAINER, spring
12	70677634	2	CAP, valve plunger
13	70924416	2	O-RING (large)
14	70923645	2	O-RING (small)

(Continued)

## CONTROL VALVE ASSEMBLY (Continued)

ITEM	PART NO.	QTY.	DESCRIPTION
15	-----	1	PLUNGER, flow divider (Not serviced separately)
16	70923988	1	O-RING, flow divider plug
17	70654523	1	PLUG ASSY., flow divider (Includes item 16)
18	70656190	2	PLUNGER, relief valve
19	70656192	2	SPRING, relief valve
20	70923663	3	O-RING, relief valve plug
21	70684864	2	PLUG ASSY., relief valve (Includes item 20)
22	71002154	1	PLUG ASSY. (Includes item 20)



BRAKES

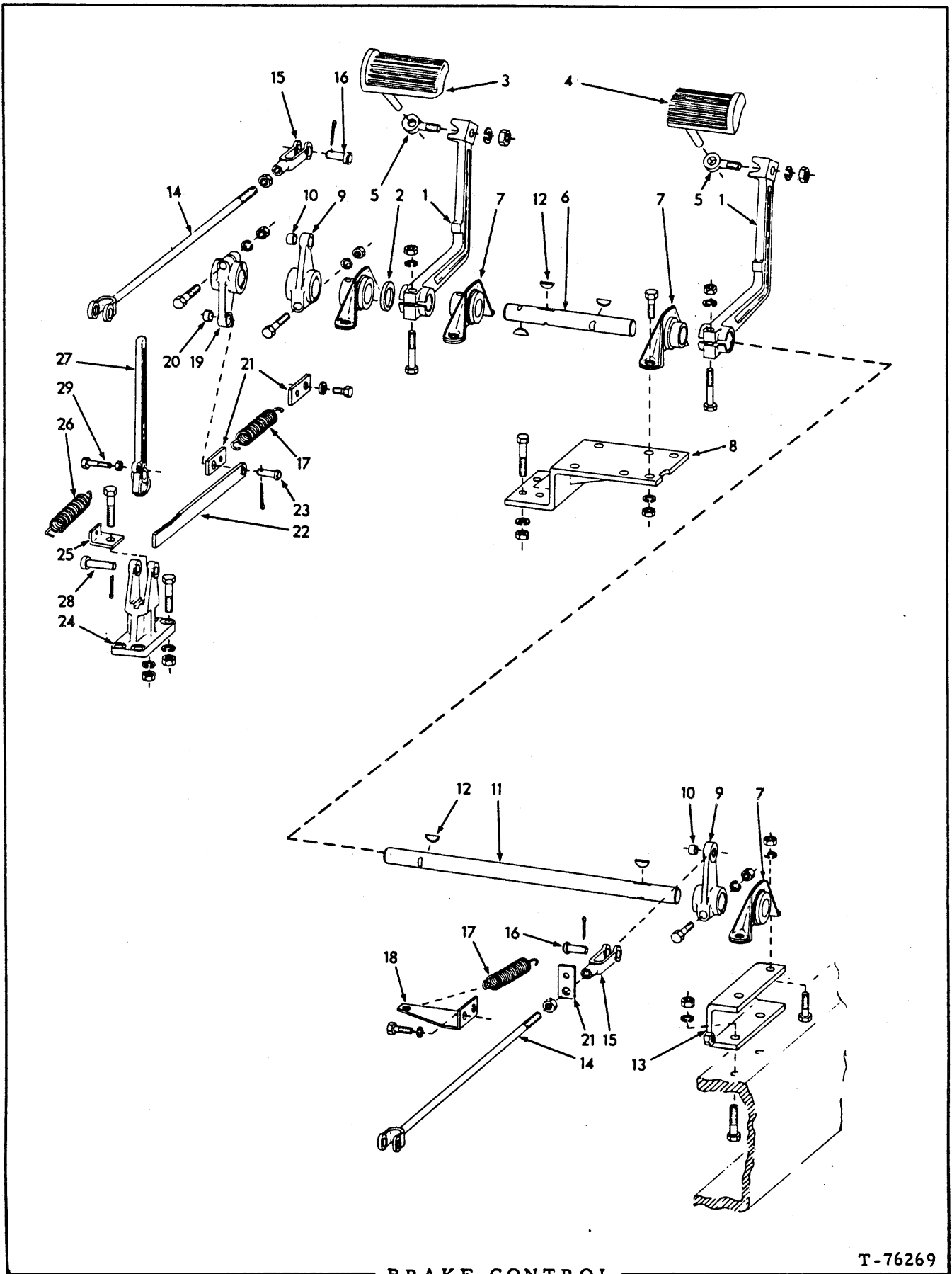
T-74886

ITEM	PART NO.	QTY.	DESCRIPTION
1	70650328	2	BAND, brake
2	70668292	2	PIN, brake band
3	70668291	4	SPACER, brake band pin
4	70668293	2	BLOCK, band adjusting
	70915751	2	PIN, spring, 3/16" x 1-1/2"
5	73107658	2	ROD, band adjusting
6	70651245	2	SPRING, band adjusting
7	70668295	2	FORK, brake band
8	70650254	2	PIN, brake band yoke
	70900806	4	PIN, cotter, 1/8" x 1"
	70911100	4	WASHER, plain, SAE std., 5/8"

(Continued)

BRAKES (Continued)

ITEM	PART NO.	QTY.	DESCRIPTION
9	70650269	2	YOKE, brake band
10	70668329	4	PIN, brake lever
11	70650282	2	LEVER ASSY., brake band (Includes item 12)
12	70049988	2	BUSHING, brake band lever
13	70650280	2	BRACKET, brake band lever
	70927190	8	CAPSCREW, Nylok, 5/8"NF x 1-3/4"
	70912942	8	LOCKWASHER, 5/8"
14	70648795	2	COVER, band linkage (First replacement on tractor unit #18915 and up; also order item 16)
	70927157	7	CAPSCREW, 3/8"NC x 1-3/8"
	70910287	7	LOCKWASHER, 3/8"
15	70649205	2	GASKET, band linkage cover
16	70901653	2	PLUG, pipe, 3/8"NPT
17	70648167	2	BOOT, brake rod
	70921914	2	CLAMP, hose, 2-5/16" to 3-1/4" diam.
	70921911	2	CLAMP, hose, 11/16" to 1-1/4" diam.



BRAKE CONTROL

T-76269

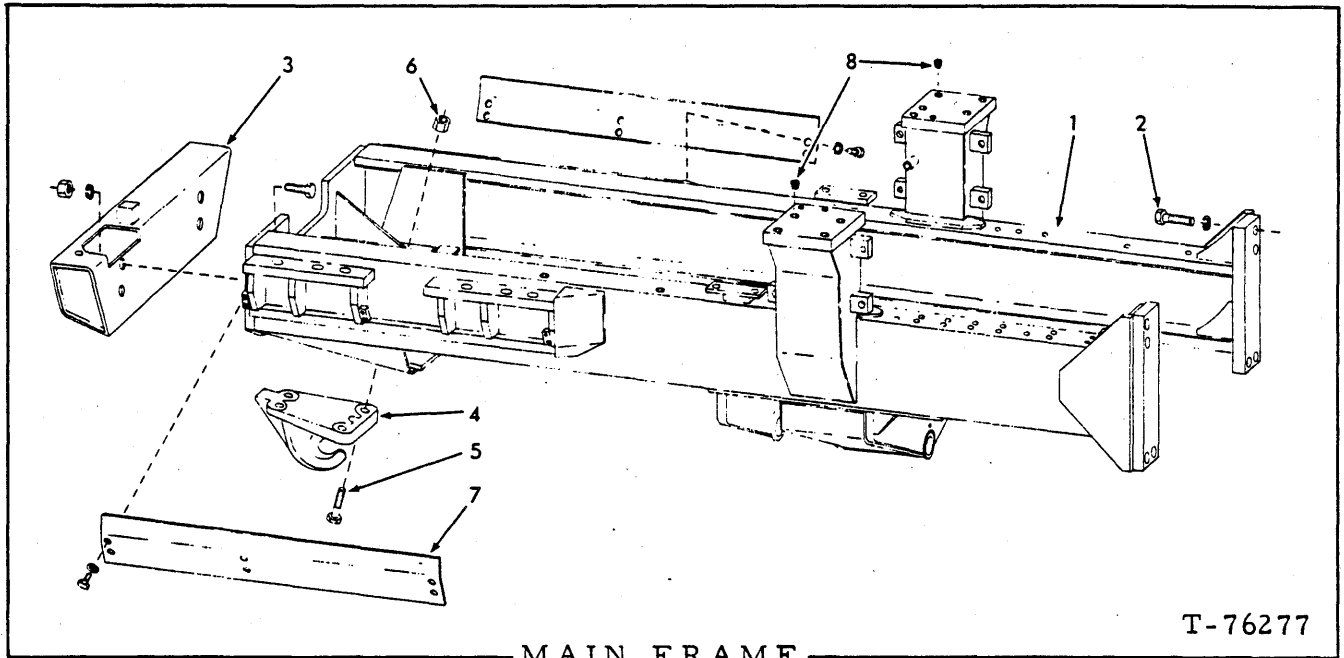
BRAKE CONTROL

ITEM	PART NO.	QTY.	DESCRIPTION	
1	70650044	2	LEVER, pedal	
	70922510	2	CAPSCREW, 1/2"NC x 2-3/4"	
	70912441	2	LOCKWASHER, 1/2"	
	70911028	2	NUT, 1/2"NC	
2	70912832	1	WASHER, spacing, left pedal	
3	70623151	1	PAD, left pedal	
4	70641820	1	PAD, right pedal	
5	70050433	2	EYE-BOLT, pedal pad	
	70912942	2	LOCKWASHER, 5/8"	
	70911044	2	NUT, 5/8"NF	
6	70650016	1	SHAFT, left pedal	
7	70650026	4	BEARING, pedal shaft	
	70920583	8	CAPSCREW, 1/2"NC x 1-1/2"	
	70911028	8	NUT, 1/2"NC	
	70677008	8	WASHER, plain	
8	70650010	1	BRACKET, pedal shaft, left	
	70924864	4	CAPSCREW, 1/2"NC x 2-1/4"	
	70912441	4	LOCKWASHER, 1/2"	
	70911028	4	NUT, 1/2"NC	
9	70650057	2	LEVER ASSY., pedal shaft (Units prior to #18759)	} Each includes item 10
	70691935	2	LEVER ASSY., pedal shaft (Unit #18759 and up)	
	70922510	2	CAPSCREW, 1/2"NC x 2-3/4"	
	70912441	2	LOCKWASHER, 1/2"	
	70911028	2	NUT, 1/2"NC	
10	70049988	2	BUSHING, shaft lever	
11	70650022	1	SHAFT, right pedal	
12	70631883	5	KEY, pedal shafts	
13	70672365	1	CHANNEL, pedal shaft, right	
	70924864	2	CAPSCREW, 1/2"NC x 2-1/4"	
	70912441	2	LOCKWASHER, 1/2"	
	70911028	2	NUT, 1/2"NC	
14	70650045	2	ROD, brake	
	70913830	2	NUT, jam, 1/2"NF	
15	70918003	2	YOKE, brake rod	
16	70049993	4	PIN, brake rod	
	70900806	4	PIN, cotter, 1/8" x 1"	
17	70624766	2	SPRING, pedal retracting	
18	70678935	1	ANGLE, right pedal retracting spring	
	70921076	2	CAPSCREW, 3/8"NC x 1-1/4"	
	70910287	2	LOCKWASHER, 3/8"	

(Continued)

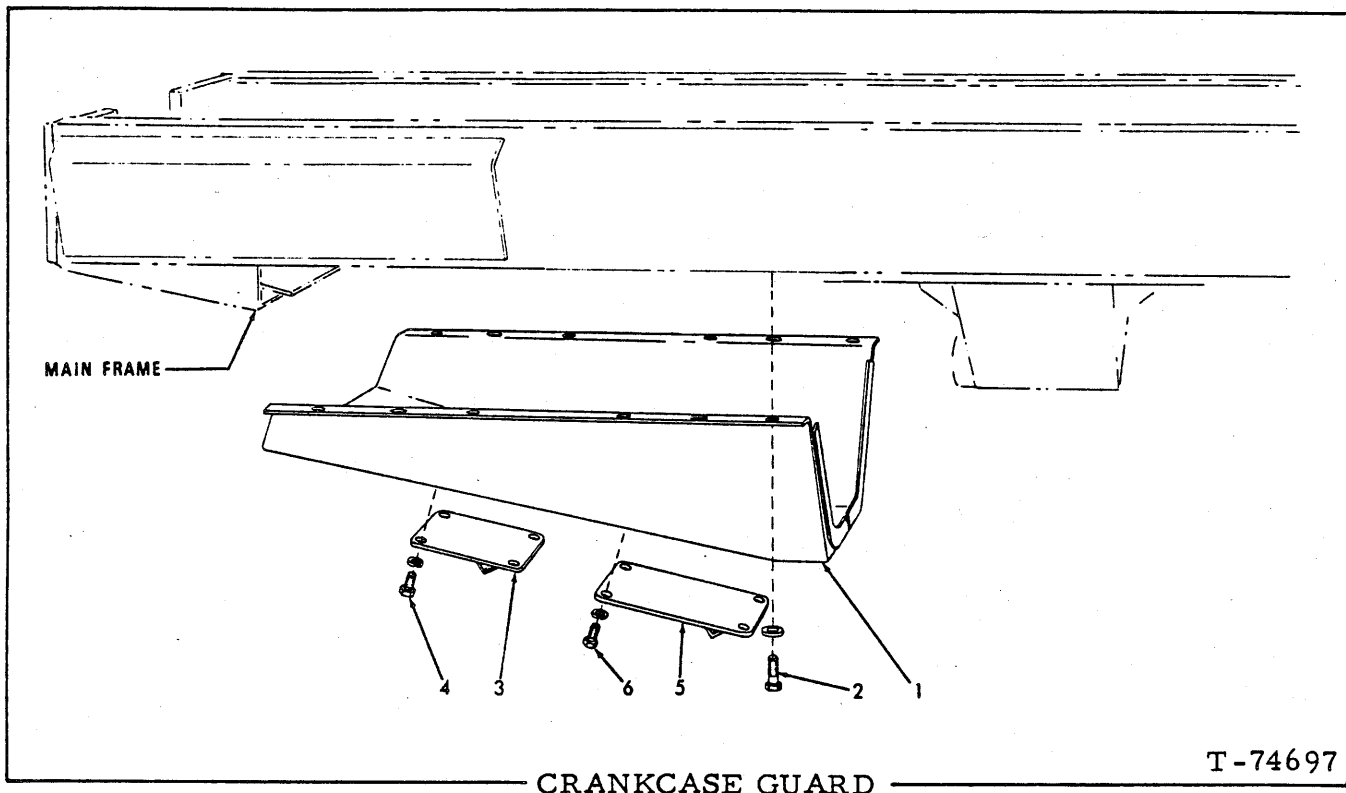
BRAKE CONTROL (Continued)

ITEM	PART NO.	QTY.	DESCRIPTION
19	70650059	1	LEVER ASSY., parking brake (Includes item 20)
	70922510	1	CAPSCREW, 1/2"NC x 2-3/4"
	70912441	1	LOCKWASHER, 1/2"
	70911028	1	NUT, 1/2"NC
20	70049988	1	BUSHING, parking brake lever
21	70650039	3	PLATE, left pedal retracting spring
	70922763	1	CAPSCREW, 3/8"NC x 1"
	70677006	1	WASHER, plain
22	70650046	1	BAR, parking brake (1/4" thick)(Tractors prior to unit #17033)
	70666533	1	BAR, parking brake (3/8" thick)(Tractors unit #17033 and up)
23	70049993	1	PIN, parking brake bar (1-7/16"long)(Tractors prior to unit#17033)
	70094317	1	PIN, parking brake bar (1-9/16"long)(Tractors unit #17033 and up)
	70900806	1	PIN, cotter, 1/8" x 1"
	70910244	1	WASHER, plain, SAStd., 1/2" (Effective with tractor unit #17033)
24	70650053	1	BRACKET, parking brake
	70924864	3	CAPSCREW, 1/2"NC x 2-1/4"
	70922526	1	CAPSCREW, 1/2"NC x 2-1/2"
	70912441	4	LOCKWASHER, 1/2"NC
	70911028	4	NUT, 1/2"NC
25	70650037	1	ANGLE, parking brake spring
26	70043881	1	SPRING, parking brake
27	70650038	1	LOCK, parking brake
28	70033074	1	PIN, parking brake lock
	70900806	1	PIN, cotter, 1/8" x 1"
29	70923124	1	CAPSCREW, parking brake lock
	70911025	1	NUT, 5/16"NC



ITEM	PART NO.	QTY.	DESCRIPTION
1	70682618	1	FRAME (Tractors prior to unit #17345)
	70680928	1	FRAME (Tractors unit #17345 and up)
2	70926260	8	CAPSCREW, 7/8"NF x 3-1/4"
	70676122	8	WASHER
3	70682526	1	BUMPER, front
	70922744	4	CAPSCREW, 3/4"NC x 2-1/2"
	70914726	4	LOCKWASHER, 3/4"
	70911030	4	NUT, 3/4"NC
4	70050543	1	HOOK, front pull (Special equipment)
5	70012984	4	CAPSCREW, 3/4"NF x 2-3/4"
6	70012767	4	NUT, high, 3/4"NF
7	70671871	1	PLATE, closure, left
	70671872	1	PLATE, closure, right
	70921076	12	CAPSCREW, 3/8"NC x 1-1/4"
	70677006	12	WASHER, plain
8	70630097	8	CORK, thread protecting

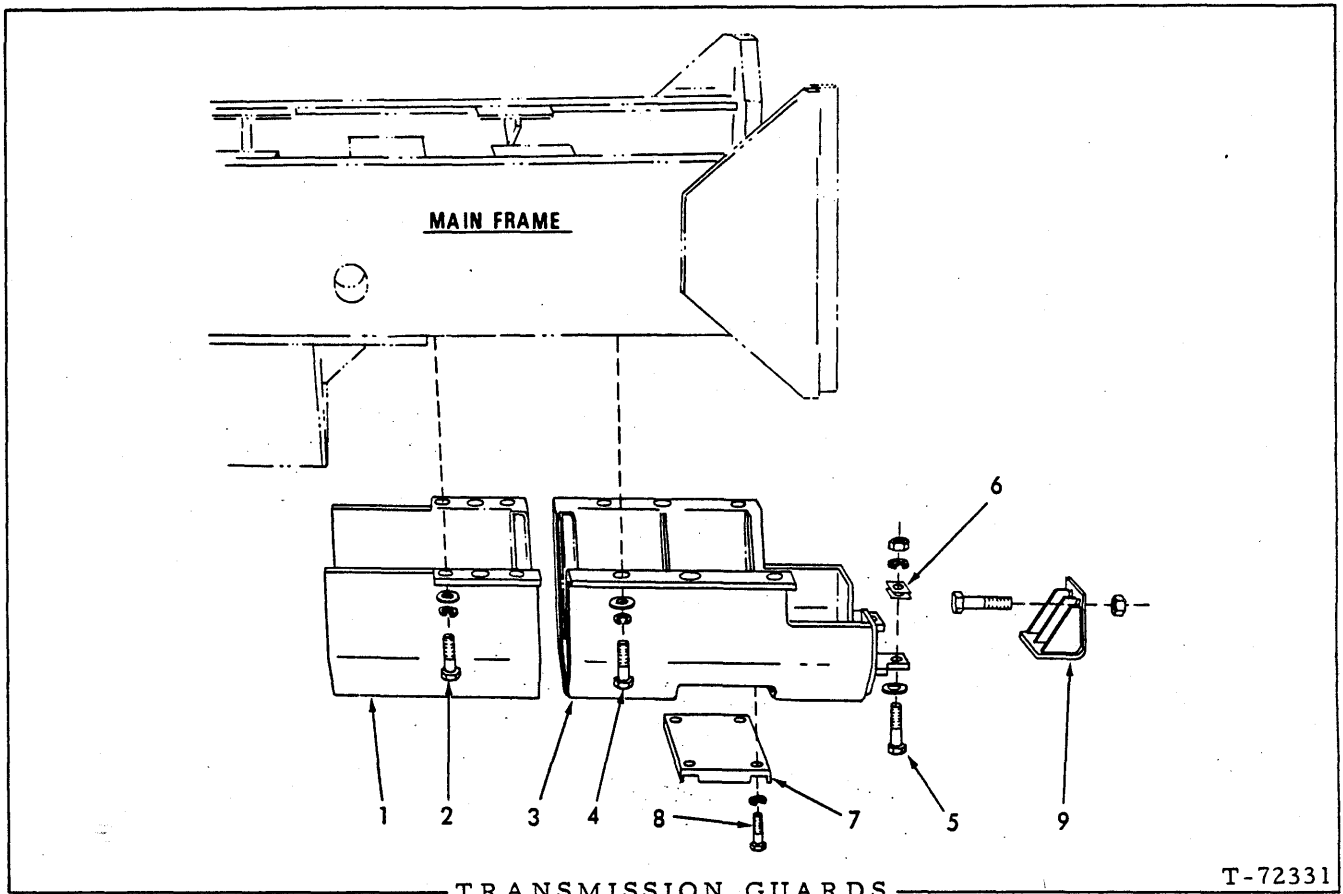




USAGE: Special equipment

\* Engines prior to serial No. 11-24164  
 \*\* Engine serial No. 11 24164 and up

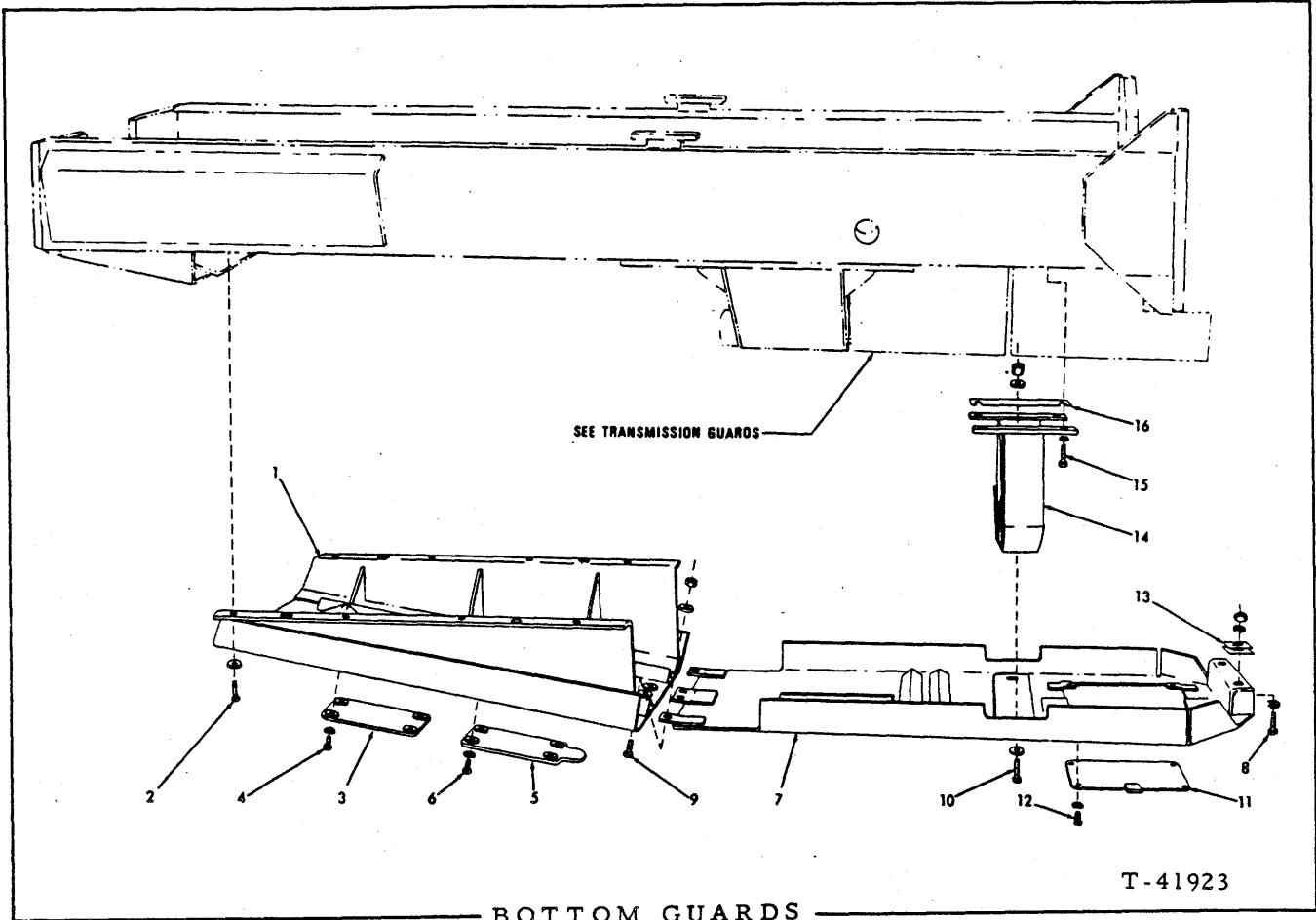
ITEM	PART NO.	QTY.	DESCRIPTION
		* **	
1	70666748	1 -	GUARD ASSY. (Includes items 3 thru 6)
	70697014	- 1	GUARD ASSY. (Includes items 3 and 4)
2	70920583	8 8	CAPSCREW, 1/2"NC x 1-3/4"
	70677008	8 8	WASHER, plain
3	70670351	1 -	COVER, crankcase drain hole
	70092760	- 1	COVER, crankcase drain hole
4	70921175	4 4	CAPSCREW, 1/2"NC x 1"
	70912441	4 4	LOCKWASHER, 1/2"
5	70623576	1 -	COVER, water drain hole
6	70921175	4 -	CAPSCREW, 1/2"NC x 1"
	70912441	4 -	LOCKWASHER, 1/2"



T-72331

USAGE: Special equipment.

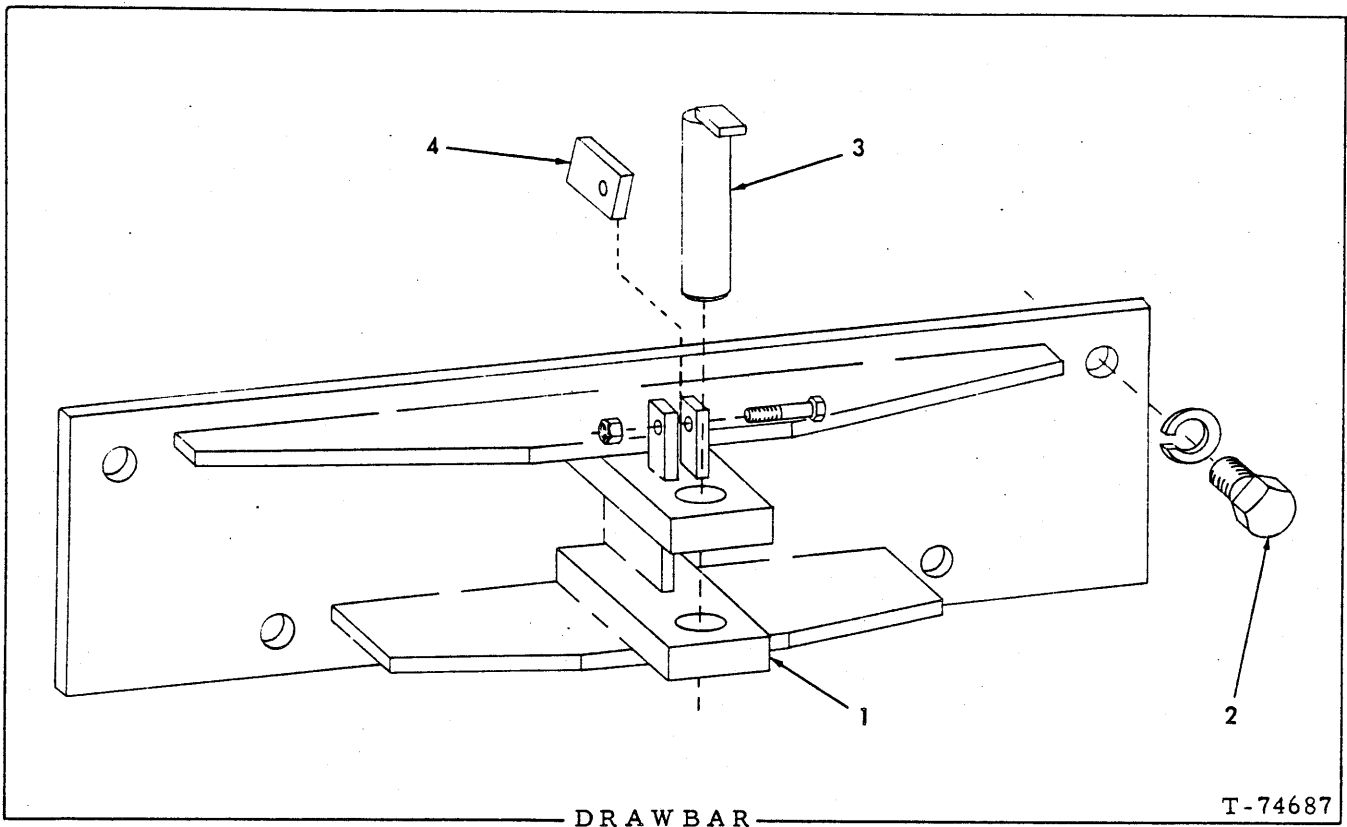
ITEM	PART NO.	QTY.	DESCRIPTION	
1	70638442	1	GUARD, transmission, front section	
2	70920585	4	CAPSCREW, 1/2"NC x 1-3/4"	} 2 less used on units with BOTTOM GUARDS
	70677008	4	WASHER	
3	70646490	1	GUARD, transmission, rear section	
4	70920585	4	CAPSCREW, 1/2"NC x 1-3/4"	} 2 less used on units with BOTTOM GUARDS
	70677008	4	WASHER	
5	70921172	2	CAPSCREW, 5/8"NC x 2-1/4"	} Not used on units with BOTTOM GUARDS
	70677010	2	WASHER	
	70912942	2	LOCKWASHER, 5/8"	
	70911029	2	NUT, 5/8"NC	
6	70638480	4	SHIM, rear transmission guard (1/16" thick. Use as required)	
	70638479	4	SHIM, rear transmission guard (1/8" thick. Use as required)	
7	70637971	1	COVER, rear transmission guard	
8	70920583	4	CAPSCREW, 1/2"NC x 1-1/2"	
	70912441	4	LOCKWASHER, 1/2"	
9	70644483	1	COVER, rear (Not used on units equipped with special SWINGING DRAWBAR)	
	70922744	4	CAPSCREW, 3/4"NC x 2-1/2"	
	70911030	4	NUT, 3/4"NC	



BOTTOM GUARDS

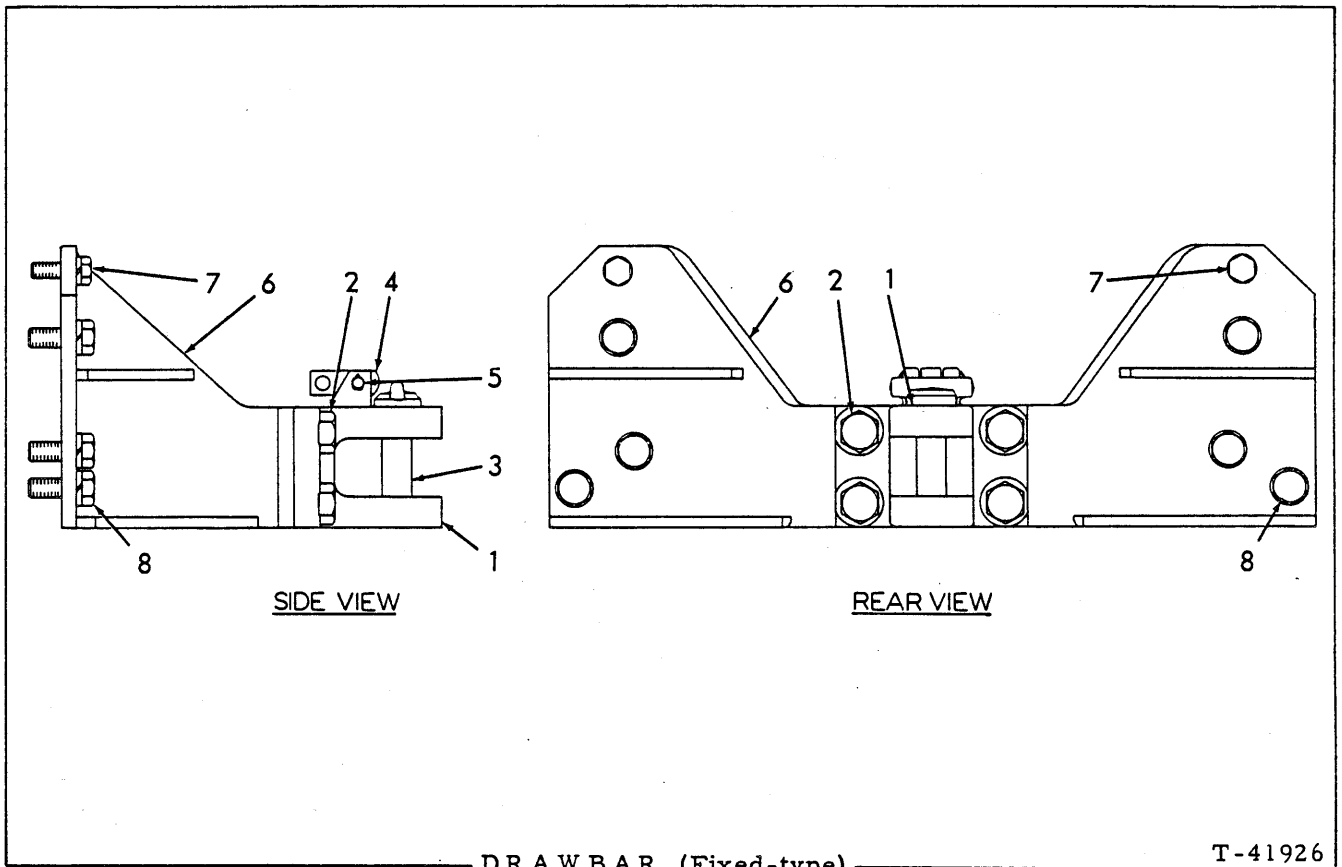
USAGE: Special equipment. For tractors engaged in logging operations.

ITEM	PART NO.	QTY.	DESCRIPTION
1	70667279	1	GUARD ASSY., front section (Includes items 3 thru 6)(Engines prior to #11-24164)
	70697106	1	GUARD ASSY., front (Includes items 3 and 4)(Engine #11-24164 and up)
2	70920584	8	CAPSCREW, 1/2"NC x 1-5/8"
	70677008	8	WASHER, plain
3	70092760	1	COVER, water drain hole
4	70921175	4	CAPSCREW, 1/2"NC x 1"
	70912441	4	LOCKWASHER, 1/2"
5	70621272	1	COVER, crankcase oil drain hole (Engines prior to #11-24164)
6	70916310	4	CAPSCREW, 1/2"NC x 1"
	70904208	4	LOCKWASHER, 1/2"
7	70639196	1	GUARD ASSY., rear section (Includes items 11 and 12)
8	70921597	2	CAPSCREW, 5/8"NC x 3"
	70677010	2	WASHER, plain
	70912442	2	LOCKWASHER, 5/8"
	70911029	2	NUT, 5/8"NC
9	70920585	4	CAPSCREW, 1/2"NC x 1-3/4"
	70677008	4	WASHER, plain
	70911028	4	NUT, 1/2"NC
	70922526	2	CAPSCREW, 1/2"NC x 2-1/2"
10	70677008	4	WASHER, plain
	70910202	2	NUT, high, 1/2"NC
11	70064219	1	COVER, transmission oil drain
12	70035221	4	CAPSCREW, 1/2"NC x 1"
	70904208	4	LOCKWASHER, 1/2"
13	70638480	4	SHIM, rear guard (1/16" thick. Use as required)
	70638479	4	SHIM, rear guard (1/8" thick. Use as required)
14	70639194	1	CHANNEL, supporting, rear guard
15	70922510	4	CAPSCREW, 1/2"NC x 2-3/4"
	70912441	4	LOCKWASHER, 1/2"
16	70639188	4	SHIM, channel spacing (1/16" thick. Use as required)
	70639187	4	SHIM, channel spacing (1/8" thick. Use as required)



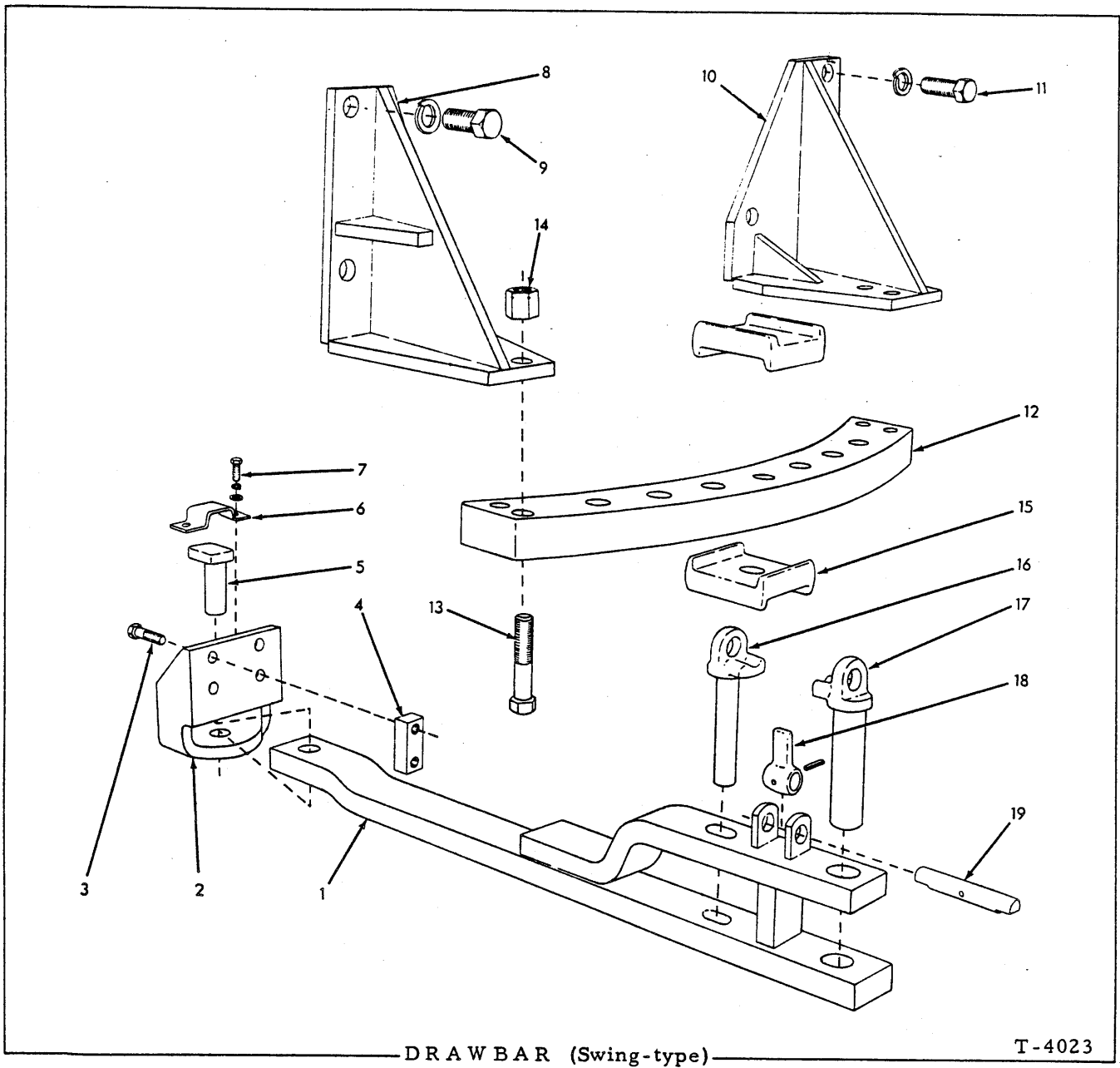
USAGE: Standard equipment

ITEM	PART NO.	QTY.	DESCRIPTION
1	70663991	1	DRAWBAR
2	70927608	4	CAPSCREW, 1-1/4"NF x 3-1/4"
	70914730	4	LOCKWASHER, 1-1/4"
3	70664015	1	PIN, coupling
4	70664052	1	PLATE, pin retaining
	70922526	1	CAPSCREW, 1/2"NC x 2-1/2"
	70915972	1	NUT, elastic stop, 1/2"NC



USAGE: Optional equipment

ITEM	PART NO.	QTY.	DESCRIPTION
1	70633729	1	BRACKET, coupling
2	70633733	4	CAPSCREW, 1-1/2"NF x 5-1/2"
	70913077	4	LOCKWASHER, 1-1/2"
	70916555	4	NUT, 1-1/2"NF
3	70633730	1	PIN, drawbar
4	70629697	1	BLOCK, retaining, drawbar pin
5	70629698	1	PIN, retaining block
	70900806	2	PIN, cotter, 1/8" x 1"
6	70633863	1	BRACKET, supporting
7	70070272	2	CAPSCREW, 1"NF x 3"
	70910916	2	LOCKWASHER, 1"
8	70066794	6	CAPSCREW, 1-1/4"NF x 3-1/4"
	70904210	6	LOCKWASHER, 1-1/4"



DRAWBAR (Swing-type)

T-4023

USAGE: Optional equipment

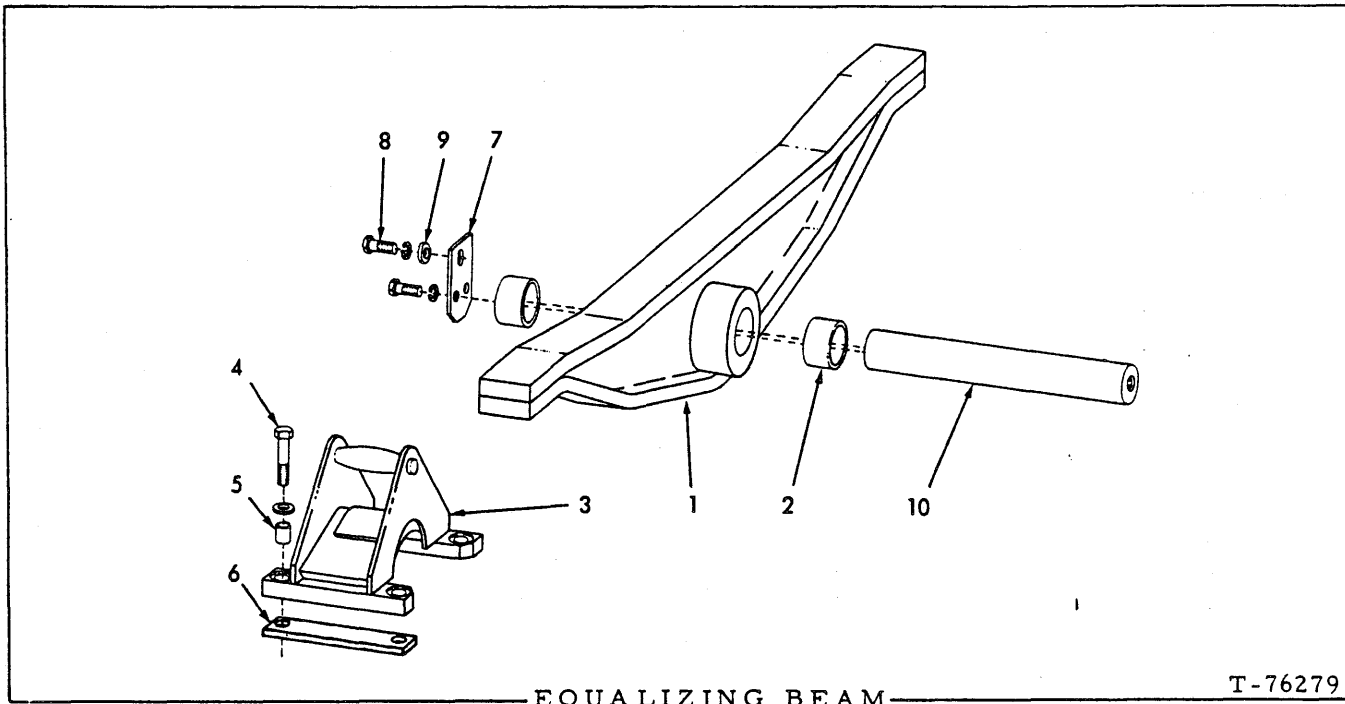
ITEM	PART NO.	QTY.	DESCRIPTION
1	70056711	1	DRAWBAR
2	70647923	1	BRACKET, hinge pin
3	70012984	4	CAPSCREW, 3/4"NF x 2-3/4"
4	70647922	2	BLOCK, tapped
5	70080667	1	PIN, hinge
6	70050447	1	PLATE, hinge pin retaining
7	70070469	2	CAPSCREW, 1/2"NF x 1-1/4"
	70904208	2	LOCKWASHER, 1/2"
	70910244	2	WASHER, plain, SAE std., 1/2"

(Continued)

## DRAWBAR (Swing-type)(Continued)

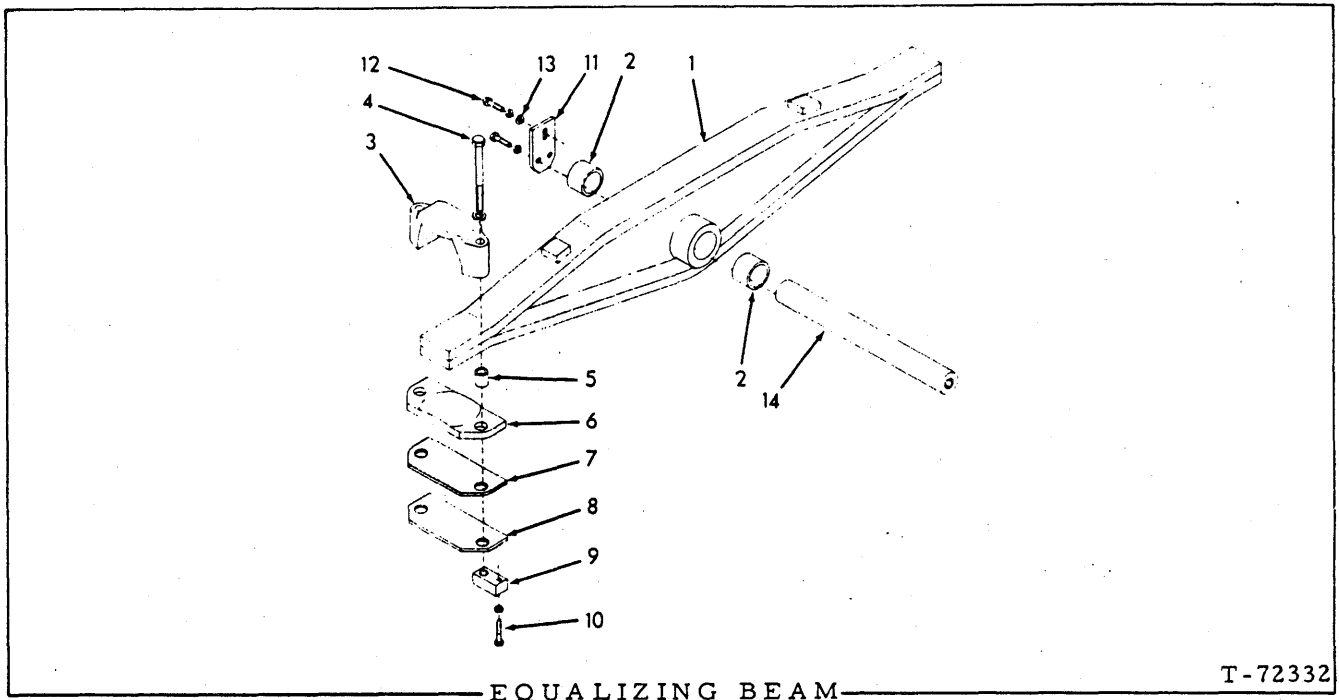
ITEM	PART NO.	QTY.	DESCRIPTION
8	70064413	1	BRACKET, supporting plate, left
9	70073468	3	CAPSCREW, 1"NF x 2-1/2"
	70910916	3	LOCKWASHER, 1"
10	70064414	1	BRACKET, supporting plate, right
11	70073468	3	CAPSCREW, 1"NF x 2-1/2"
	70910916	3	LOCKWASHER, 1"
12	70058759	1	PLATE, supporting
13	70036546	4	CAPSCREW, 1"NF x 4-1/4"
14	70600236	4	NUT, high, 1"NF
15	70056706	2	SHOE, wear
16	70056702	1	PIN, drawbar locking
17	70059007	1	PIN, drawbar coupling
18	70051352	1	ARM, locking, drawbar pins
	70915504	1	PIN, roll, 5/16" x 1-3/4"
19	70078867	1	SHAFT, locking arm





USAGE: Standard equipment.

ITEM	PART NO.	QTY.	DESCRIPTION
1	70671767	1	BEAM ASSY. (Includes item 2)
2	70056413	2	BUSHING, beam pivot
3	70671718	2	BRACKET, shock pad
4	70923983	8	CAPSCREW, 3/4"NF x 3-3/4"
	70677012	8	WASHER, plain
5	70671772	8	BUSHING, bracket spacing
6	70671775	4	PAD, shock
7	70056441	1	PLATE, pivot pin retaining
8	70922726	3	CAPSCREW, 1/2"NF x 1-1/2"
	70677008	2	WASHER
9	70677008	1	WASHER
10	70667209	1	PIN, beam pivot

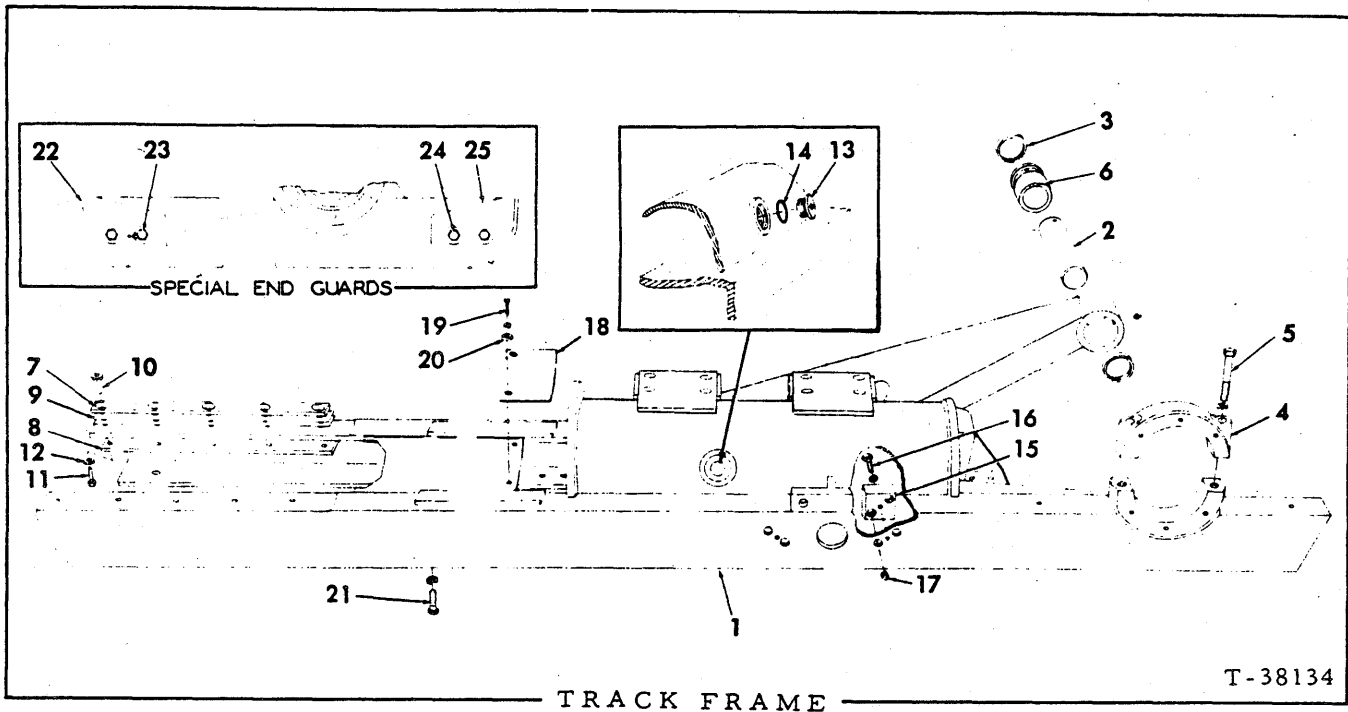


EQUALIZING BEAM

T-72332

USAGE: Special equipment. For units with 44 link track only.

ITEM	PART NO.	QTY.	DESCRIPTION
1	70643367	1	BEAM ASSY. (Includes item 2)
2	70056413	2	BUSHING, beam pivot
3	70650513	2	BRACKET, shock pad
4	70650546	4	CAPSCREW, 3/4"NF x 7-3/4"
	70904369	4	LOCKWASHER, 3/4"
5	70650547	4	BUSHING, bracket spacing
6	70650536	2	PAD, beam seating
7	70650538	2	PAD, shock (rubber)
8	70650537	2	PLATE, shock pad (steel)
9	70630752	4	BLOCK, tapped
10	70921556	4	CAPSCREW, 1/2"NC x 2"
	70912441	4	LOCKWASHER, 1/2"
11	70056441	1	PLATE, pivot pin retaining
12	70035018	3	CAPSCREW, 1/2"NF x 1-1/2"
	70904208	3	LOCKWASHER, 1/2"
13	70064531	1	WASHER, plain
14	70667209	1	PIN, beam pivot



\*Units with standard 40-link tracks  
 \*\*Units with special 44-link tracks

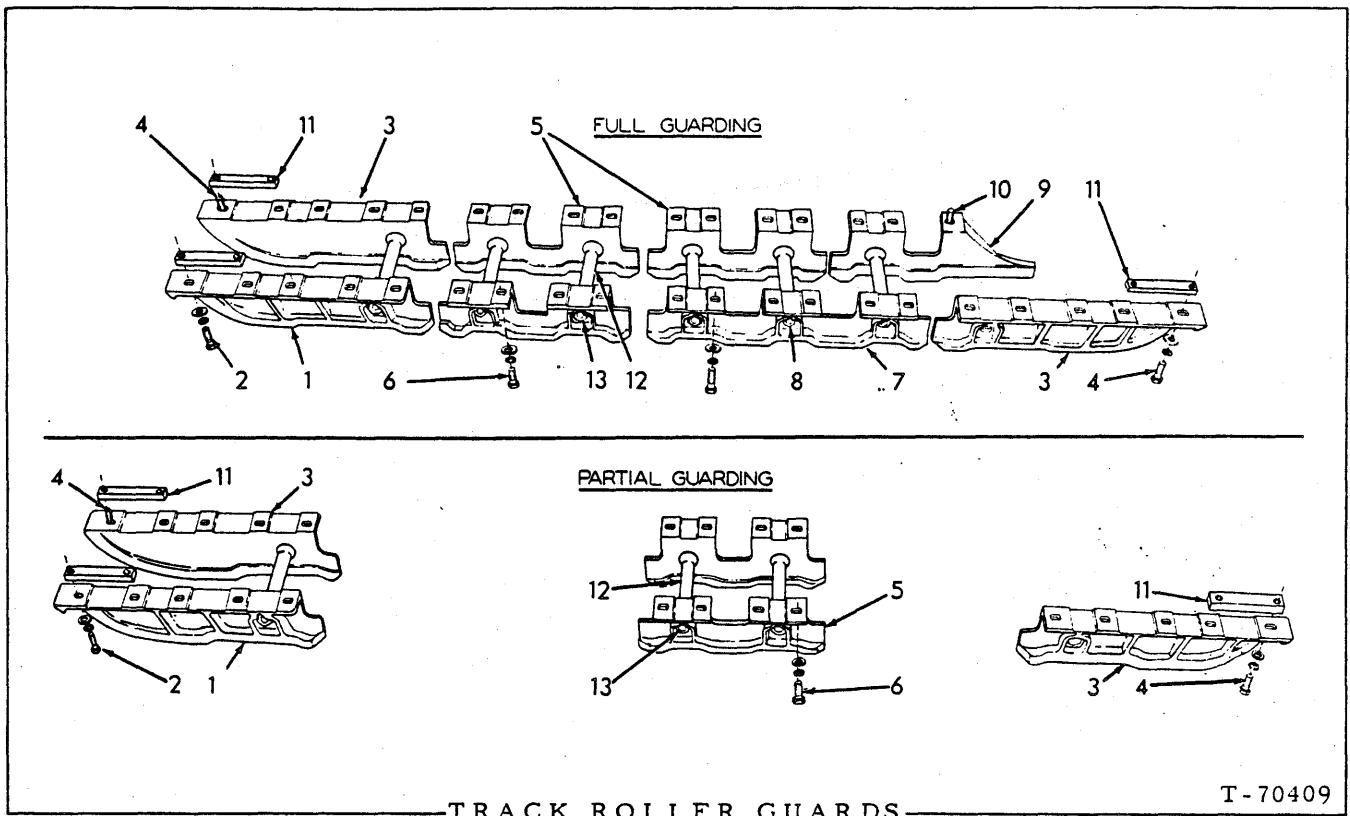
ITEM	PART NO.	QTY.		DESCRIPTION
		*	**	
1	70671785	1	-	FRAME ASSY., left
	70666639	-	1	FRAME ASSY., left
	70671786	1	-	FRAME ASSY., right
	70666640	-	1	FRAME ASSY., right
	70914465	2	2	FITTING, lubricating, straight, 1/8"NPT
NOTE: Each frame Assembly listed above includes items 4 thru 6				
2	70666464	2	2	SHAFT, pivot
3	70666465	4	4	SEAL, pivot shaft
4	70056895	2	2	CAP, sprocket shaft bearing
5	70925954	4	4	CAPSCREW, 3/4"NF x 4-1/2"
	70928358	4	4	WASHER
6	70666459	2	2	BUSHING, pivot shaft
7	70658238	4	4	BAR, slide track idler, upper
8	70658237	4	4	BAR, slide, track idler, lower
9	70658236	12	12	SHIM, slide bar (2-1/4"wide)(Use as req'd)(Early units)
10	70631687	20	20	DOWEL, tapped, slide bar retaining
11	70927572	20	20	CAPSCREW, Nylok, 3/8"NF x 7/8"
12	70647080	20	20	WASHER, plain
13	70035250	2	2	PLUG, release spring chamber filler
14	70677252	2	2	GASKET, filler plug

(Continued)

TRACK FRAME (Continued)

ITEM	PART NO.	QTY. * **	DESCRIPTION
15	70056898	4 -	BLOCK, tapped (For mounting dozer equipment)
16	70927522	4 -	CAPSCREW, 1/2"NF x 1-3/4"
	70677008	4 -	WASHER
17	70666335	8 -	CORK, thread protecting (7/8" diam.)
18	70097332	2 2	PLATE, dirt closure
19	70927225	4 4	CAPSCREW, 3/8"NC x 1-5/8"
20	70677006	4 4	WASHER, plain
21	70921168	48 42	CAPSCREW, thread protecting (5/8"NF x 2")(Re - moved when guards are installed)
	70677010	48 42	WASHER
22	70656677	3 3	GUARD, end, left hand
23	70921535	6 6	CAPSCREW, 5/8"NC x 1-3/4"
	70912942	6 6	LOCKWASHER, 5/8"
	70911029	6 6	NUT, 5/8"NC
24	70656678	3 3	GUARD, end, right hand
25	70921535	6 6	CAPSCREW, 5/8"NC x 1-3/4"
	70912942	6 6	LOCKWASHER, 5/8"
	70911029	6 6	NUT, 5/8"NC

} Special  
equipment



TRACK ROLLER GUARDS

T-70409

USAGE: Special equipment. For units with standard 40 - link tracks.

\*Partial guarding  
 \*\*Full guarding

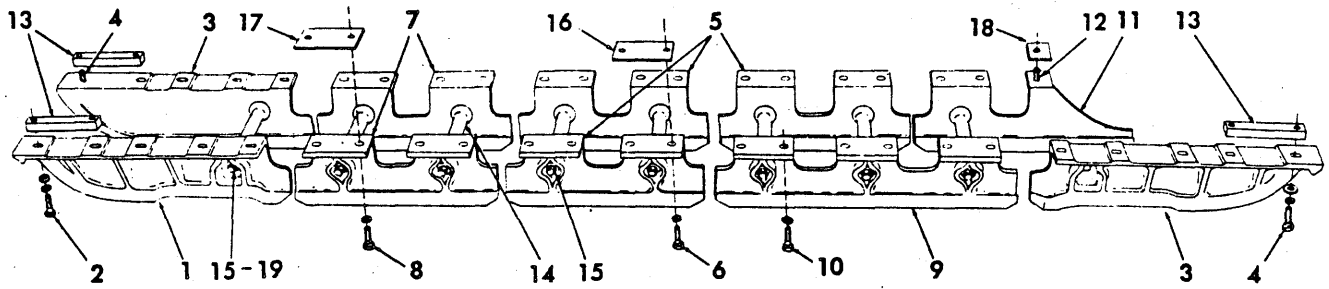
ITEM	PART NO.	QTY.		DESCRIPTION
		*	**	
1	70649103	3	3	GUARD, end section, left hand
2	70013467	15	15	CAPSCREW, 5/8"NF x 3"
	70904209	15	15	LOCKWASHER, 5/8"
	70064810	15	15	WASHER, plain
3	70649104	3	3	GUARD, end section, right hand
4	70013467	15	15	CAPSCREW, 5/8"NF x 3"
	70904209	15	15	LOCKWASHER, 5/8"
	70064810	15	15	WASHER, plain
5	70645649	4	6	GUARD, intermediate section
6	70013467	16	24	CAPSCREW, 5/8"NF x 3"
	70904209	16	24	LOCKWASHER, 5/8"
	70064810	16	24	WASHER, plain
7	70645650	-	2	GUARD, intermediate rear section, outer
8	70013467	-	12	CAPSCREW, 5/8"NF x 3"
	70904209	-	12	LOCKWASHER, 5/8"
	70064810	-	12	WASHER, plain
9	70645669	-	1	GUARD, rear inner section, left side
	70645670	-	1	GUARD, rear inner section, right side
10	70013467	-	6	CAPSCREW, 5/8"NF x 3"
	70904209	-	6	LOCKWASHER, 5/8"
	70064810	-	6	WASHER, plain

(Continued)

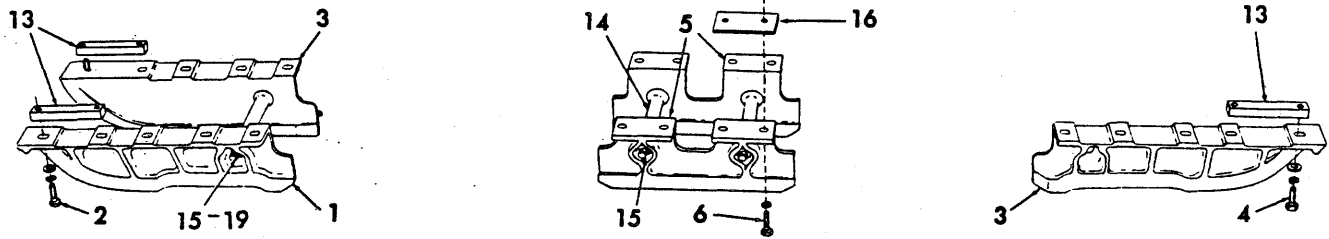
TRACK ROLLER GUARDS (Continued)

ITEM	PART NO.	QTY.	DESCRIPTION
		* **	
11	70632769	12 12	BLOCK, tapped, end guard attachment
12	70644112	6 12	SPACER, guard bracing
13	70661102	6 12	ROD, guard bracing
	70905347	12 24	LOCKWASHER, 7/8"
	70911046	12 24	NUT, 7/8"NF
	70638341	12 24	WASHER, plain

FULL GUARDING



PARTIAL GUARDING



HEAVY-DUTY TRACK ROLLER GUARDS

T-37235

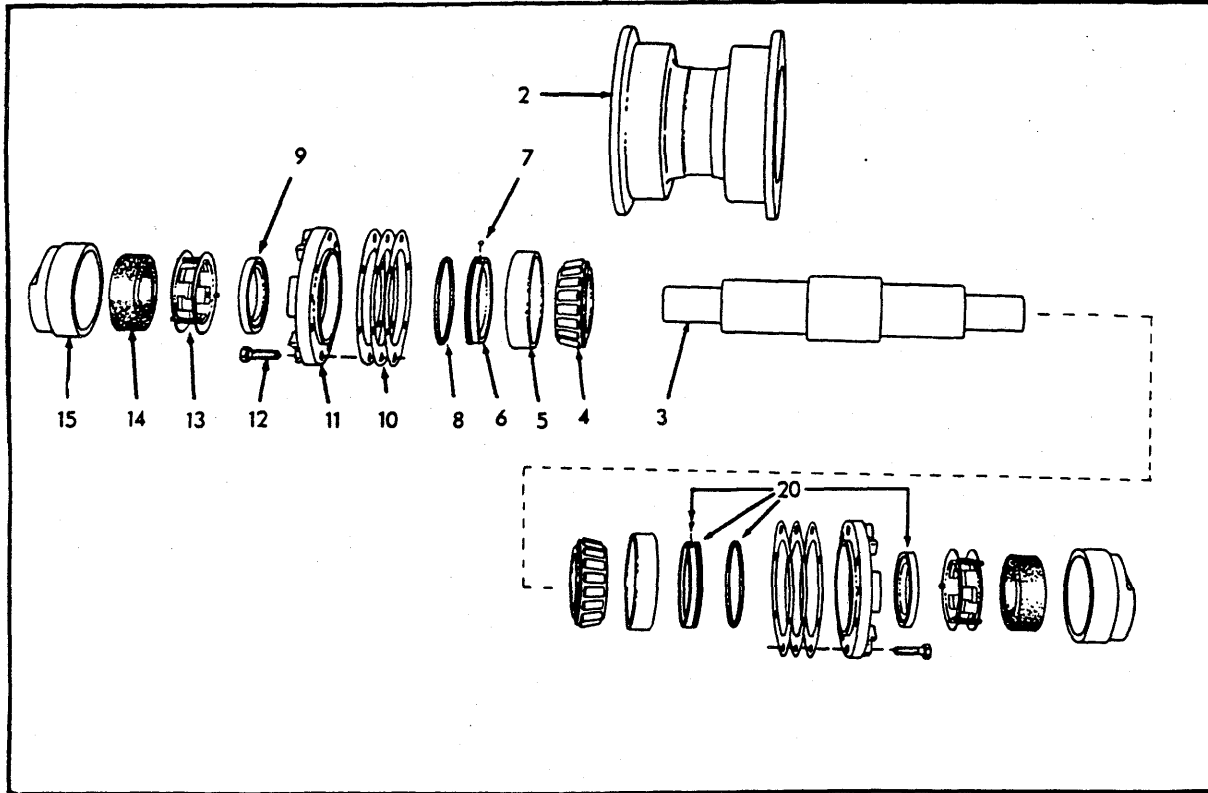
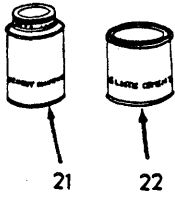
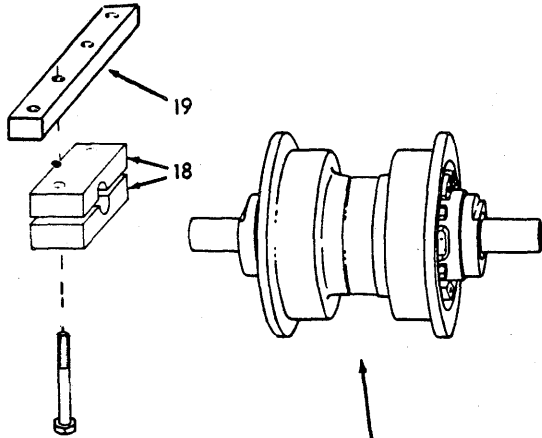
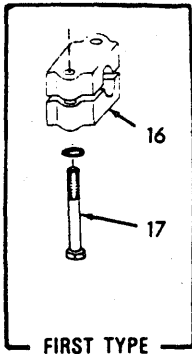
## HEAVY-DUTY TRACK ROLLER GUARDS

USAGE: Special equipment. For units with special 44-link tracks.

\*Partial guarding  
\*\*Full guarding

ITEM	PART NO.	QTY.		DESCRIPTION
		*	**	
1	70649103	3	3	GUARD, end section, left hand
2	70927603	15	15	CAPSCREW, 5/8"NF x 3"
	70912942	15	15	LOCKWASHER, 5/8"
	70677010	15	15	WASHER, plain
3	70649104	3	3	GUARD, end section right hand
4	70927603	15	15	CAPSCREW, 5/8"NF x 3"
	70912942	15	15	LOCKWASHER, 5/8"
	70677010	15	15	WASHER, plain
5	70648438	4	6	GUARD, intermediate section
6	70921178	16	24	CAPSCREW, 5/8"NF x 2-3/4"
	70912942	16	24	LOCKWASHER, 5/8"
7	70648441	-	4	GUARD, intermediate front section
8	70070161	-	16	CAPSCREW, 5/8"NF x 2-3/4"
	70912942	-	16	LOCKWASHER, 5/8"
9	70648436	-	2	GUARD, intermediate rear section, outer
10	70070161	-	12	CAPSCREW, 5/8"NF x 2-3/4"
	70912942	-	12	LOCKWASHER, 5/8"
11	70648439	-	1	GUARD, rear inner section, left side
	70648440	-	1	GUARD, rear inner section, right side
12	70070161	-	6	CAPSCREW, 5/8"NF x 2-3/4"
	70912942	-	6	LOCKWASHER, 5/8"
13	70632769	12	12	BLOCK, tapped, end guard attachment
14	70644112	6	16	SPACER, guard bracing
15	70661102	6	16	ROD, guard bracing (13-1/2" long)(Early units)
	70655090	6	16	ROD, guard bracing (12-7/8" long)(Late units)
	70914727	12	32	LOCKWASHER, 7/8"(Early units)
	70911046	12	32	NUT, 7/8"NF
16	70650220	8	20	PLATE, guard spacing, intermediate
17	70650221	-	8	PLATE, guard spacing, front
18	70650222	-	2	PLATE, guard spacing, rear
19	70638341	12	32	WASHER, plain (Early units)
	70676122	12	32	WASHER, plain (Late units)





TRACK ROLLER

T-5925

TRACK ROLLER(Bearing-Type)

USAGE: Original equipment. For service replacement see page 221A.

ITEM	PART NO.	QTY.	DESCRIPTION	
1	70675343	1	ROLLER ASSY. (Consists of items 2 thru 15)(Prior to tractor unit #16230)	
	70680950	1	ROLLER ASSY. (Consists of items 2 thru 15)(Tractor unit #16230 and up)	
2	70675342	1	ROLLER	
3	70622663	1	SHAFT	
4	70680948	2	CONE ASSY., bearing	
5	70680949	2	CUP, bearing	
6	73111647	2	<input type="checkbox"/> RING, seal, inner	
7	70905357	2	<input type="checkbox"/> BALL, steel, 3/16" diam.	
8	70923816	2	<input type="checkbox"/> O-RING, seal ring	
9	73111648	2	<input type="checkbox"/> RING, seal	
10	70656624	4	SHIM, bearing adjustment (.003" thick)	} Use as required
	70074567	4	SHIM, bearing adjustment (.007" thick)	
	70074568	4	SHIM, bearing adjustment (.010" thick)	
	70074569	2	SHIM, bearing adjustment (.032" thick)	
11	70663046	2	RETAINER, bearing	
12	70683586	12	CAPSCREW, 3/8"NF x 1-1/4"	
13	70049111	2	SPRING ASSY., seal (Serviced only as a unit)	
14	70049109	2	BOOT, seal spring	
15	70074566	2	RETAINER, seal	
16	-----	4	BRACKET	} Tractors prior to unit #17033. Order item 18
17	70045524	4	CAPSCREW, 5/8"NF x 4-1/2"	
	70904209	4	LOCKWASHER, 5/8"	} Tractor unit #17033 and up
18	70681564	4	BRACKET	
	70681940	4	CAPSCREW, 5/8"NF x 4-3/8"	
19	70631617	2	BLOCK, tapped, attaching capscREW	
20	70083208	1	SEAL KIT (Includes items 6 thru 9)	
21	70054890	-	SOLVENT, neoprene cement 1/2 pint can	} For cementing seal boots
22	70033288	-	CEMENT, neoprene, 1/2 pint can	

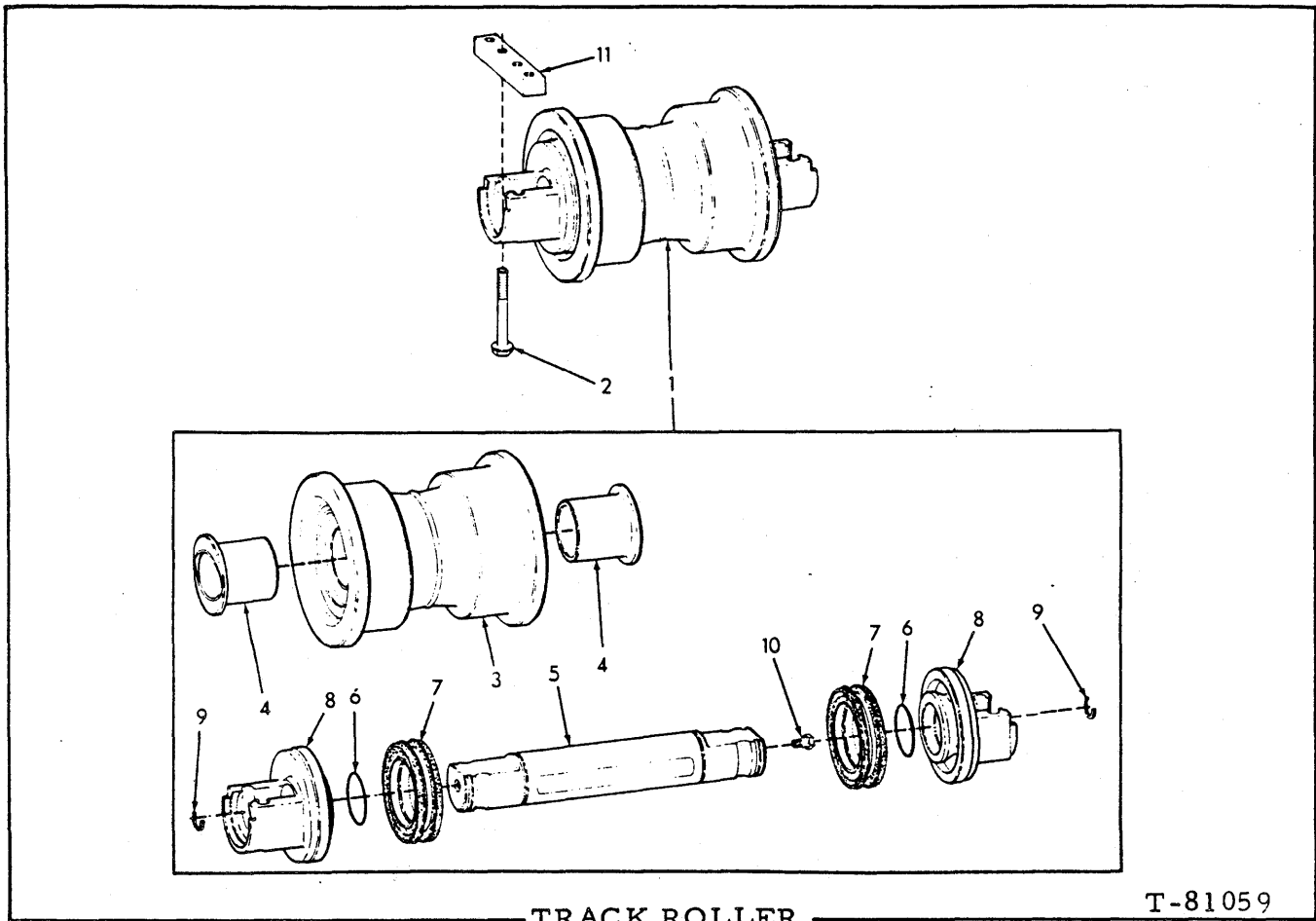
NOTE: All quantities listed above are for one (1) roller only. The number of rollers used on the various applications is listed below:

With standard 40-link track . . . . . 12

With special 44-link track . . . . . 16

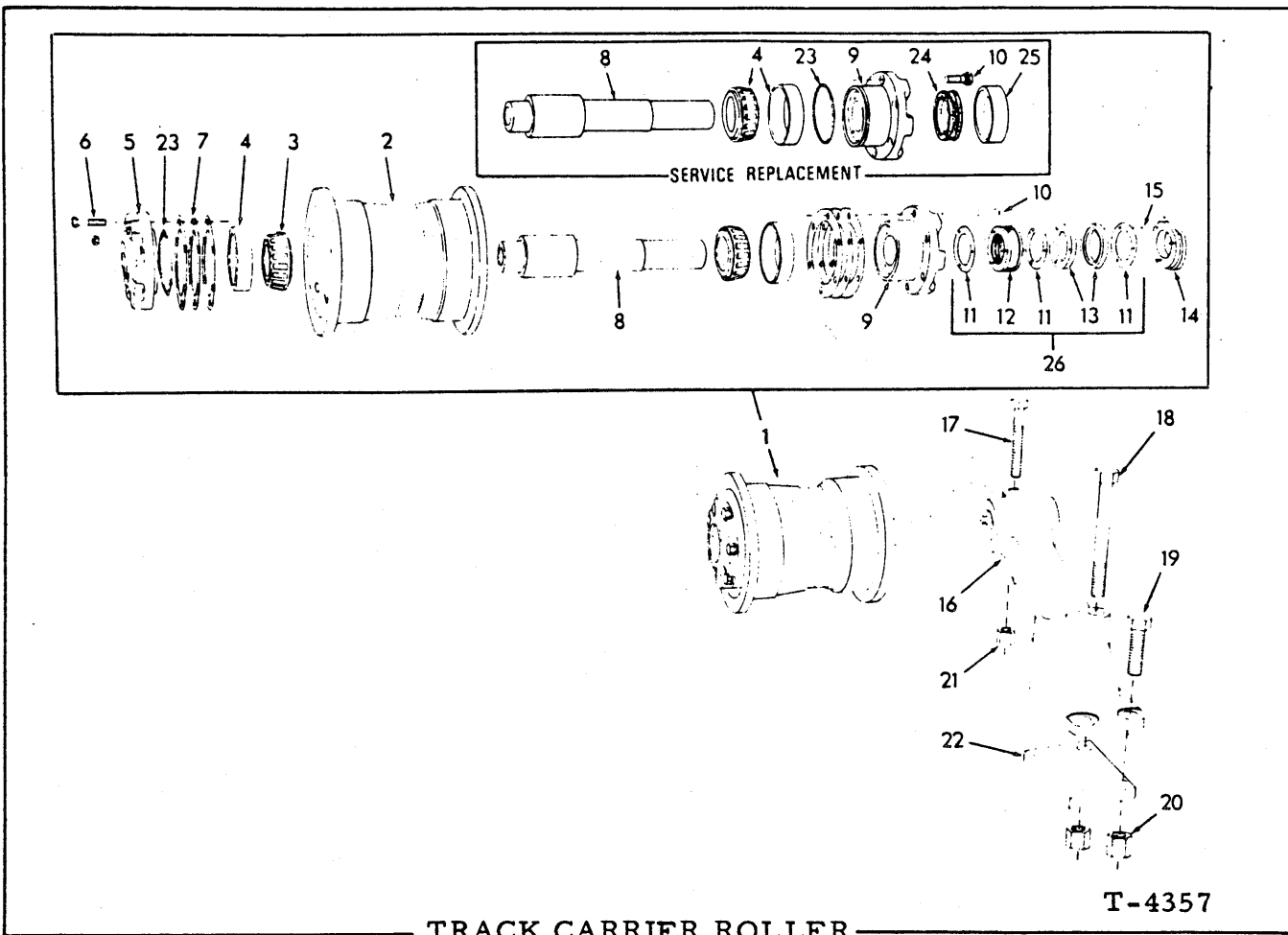
Components of item 20

(Revised March 1980)



USAGE: Service replacement

ITEM	PART NO.	QTY.	DESCRIPTION
1	73110029	1	ROLLER ASSY. (Includes items 3 thru 10)
2	70681940	4	CAPSCREW, 5/8"NF x 4-3/8"
3	73110026	1	ROLLER
4	73110027	2	BUSHING
5	73110024	1	SHAFT
6	14464680	2	O-RING
7	73121456	2	SEAL, oil
8	73110023	2	RETAINER
9	04989863	4	RING, retaining
10	04982082	1	PLUG
11	70631617	2	BLOCK, tapped



TRACK CARRIER ROLLER

\* Original Equipment  
 \*\* Service Replacement

ITEM	PART NO.	QTY.	DESCRIPTION
1	-----	4 -	ROLLER ASSY. (Tractors prior to unit #19480)(2 less used as standard on units #17100 thru #19327) (Order 73107481 Roller Assy.)(Includes items 2 thru 15)
	73107481	4 -	ROLLER ASSY. (Tractors unit #19480 and up) (Includes items 2 thru 15)
	73119576	- 4	ROLLER ASSY. (Includes items 2, 4 thru 10, 23, 24 and 25)

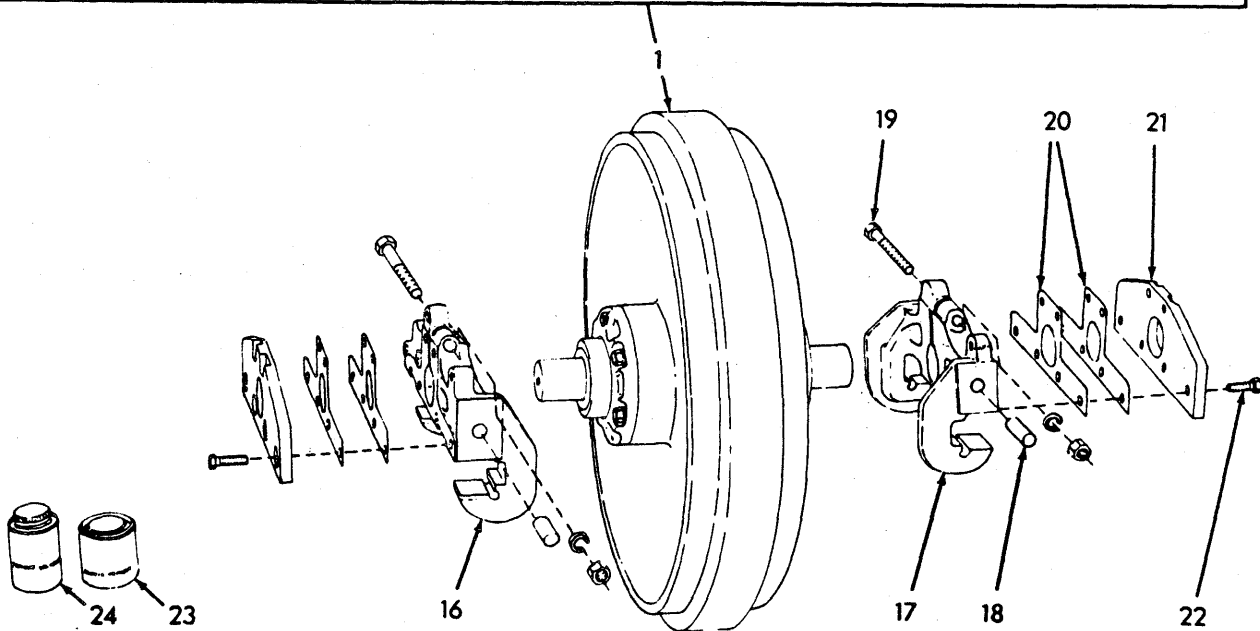
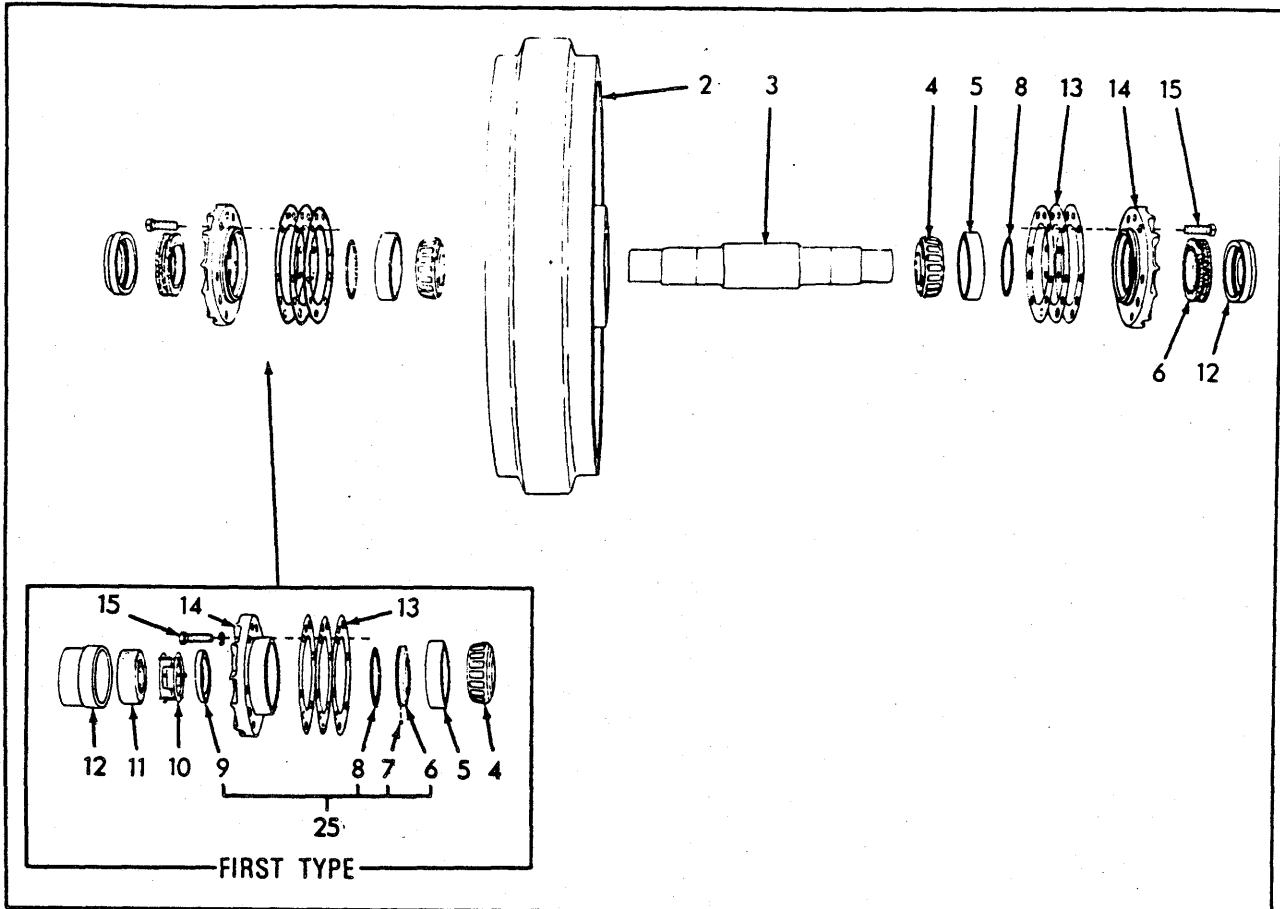
NOTE: Quantities shown are for one (1) Roller only.

2	70643959	1 1	ROLLER
3	70042888	2 -	CONE ASSY.
4	70042887	2 -	CUP
	70683696	- 2	CUP AND CONE ASSY.
5	70622612	1 -	RETAINER
	73119578	- 1	RETAINER
	70918887	- 1	PLUG
6	70683586	6 6	CAPSCREW, 3/8"NF x 1-1/4"

(Continued)

TRACK CARRIER ROLLER (Continued)

ITEM	PART NO.	QTY.	DESCRIPTION
		* **	
7	70655474	4 2	SHIM (.003" thick)
	70051484	2 1	SHIM (.007" thick)
	70051483	5 4	SHIM (.010" thick)
	70051482	3 1	SHIM (.032" thick)
8	73107203	1 1	SHAFT
9	70051478	1 -	RETAINER
	73119579	- 1	RETAINER
10	70683586	6 6	CAPSCREW, 3/8"NF x 1-1/4"
11	70047605	3 -	□GASKET
12	70047581	1 -	□SPRING ASSY., seal
13	70047151	2 -	□RING
14	70051429	1 -	GUARD ASSY., seal (Includes item 15)
15	70049877	3 -	PIN
16	70056881	1 1	BRACKET
17	70925740	1 1	CAPSCREW, 5/8"NF x 4"
18	70928419	2 2	CAPSCREW, 3/4"NF x 6-1/4" (Prior to tractor unit #17100)(Also units #19328 and up)
	70928429	2 -	CAPSCREW, 3/4"NF x 7-3/8" (Tractors unit #17100 thru #19327)
19	70921170	2 2	CAPSCREW, 3/4"NF x 2-1/2" (Prior to tractor unit #17100)(Also units #19328 and up)
	70926380	2 -	CAPSCREW, 3/4"NF x 3-1/2" (Tractor unit #17100 thru #19327)
20	70012767	4 4	NUT, high, 3/4"NF
21	70072366	1 1	NUT, high, 5/8"NF
22	70686014	1 -	SPACER (Tractor unit #17100 thru #19327)
23	70923583	- 2	O-RING
24	73119581	- 1	SEAL
25	73119580	- 1	RETAINER, seal
26	70083536	1 -	SEAL KIT (Includes parts for two (2) Roller Assemblies; items 11 thru 13)
			□Components of item 26



TRACK IDLER

T-32113

(Revised July 1977)

## TRACK IDLER

\* Tractors prior to serial No. 25L19491 excluding 19485  
 \*\* Tractor serial No. 25L19491 and up including 19485

ITEM	PART NO.	QTY.	DESCRIPTION
		* **	
1	70676191	2 -	IDLER ASSY. (Includes items 2 thru 15)
	70696591	- 2	IDLER ASSY. (Includes items 2 thru 6, 8 and 12 thru 15)
2	70672069	2 -	IDLER
	70696590	- 2	IDLER
3	70622847	2 -	SHAFT
	70696588	- 2	SHAFT
4	70073112	4 -	CONE ASSY.
	70673415	- 4	CONE ASSY.
5	70073111	4 -	CUP
	70680631	- 4	CUP
6	70066693	4 -	□RING
	70670071	- 4	SEAL ASSY. (Includes item 26)
7	70905357	4 -	□BALL, 3/16" diam.
8	70923585	4 -	□O-RING
	70923821	- 4	O-RING
9	70049110	4 -	□RING
10	70049111	4 -	SPRING ASSY., seal (Serviced only as a unit)
11	70049109	4 -	BOOT, seal spring
12	70622855	4 -	RETAINER
	73107848	- 4	RETAINER
13	70655524	8 -	SHIM
	73107491	- 8	SHIM (.003" thick)
	70073160	4 -	SHIM (.007" thick)
	73107492	- 4	SHIM (.007" thick)
	70073161	6 -	SHIM (.010" thick)
	73107493	- 6	SHIM (.010" thick)
	70073162	4 -	SHIM (.032" thick)
	73107494	- 4	SHIM (.032" thick)
14	70622850	4 -	RETAINER
	70696589	- 4	RETAINER
15	70922726	24 -	CAPSCREW, 1/2" NF x 1-1/2"
	70912441	24 -	LOCKWASHER, 1/2"
	70670849	- 24	CAPSCREW
16	70686131	2 2	BRACKET ASSY., left
17	70686132	2 2	BRACKET ASSY., right
18	70056585	4 4	PIN
19	70916266	4 4	CAPSCREW, 5/8" NC x 5"
	70912942	4 4	LOCKWASHER, 5/8 "
	70911029	4 4	NUT, 5/8" NC
20	70078981	16 16	SHIM (Use as required)
21	70643840	4 4	PLATE
22	70927548	24 24	CAPSCREW, 5/8" NF x 1-1/8"
23	70033288	- -	CEMENT, neoprene, 1/2 pint can
24	70054890	- -	SOLVENT, neoprene cement, 1/2 pint can
25	70083208	2 -	SEAL KIT (Includes parts for one (1) idler only; items 6 thru 9)
26	70690649	- 2	RING SET, seal (Enables replacement of the rubber sealing washers without having to replace the steel sealing rings or the entire Seal Assy.)(Includes 2 sealing washers sufficient to service 1 Seal Assy.)

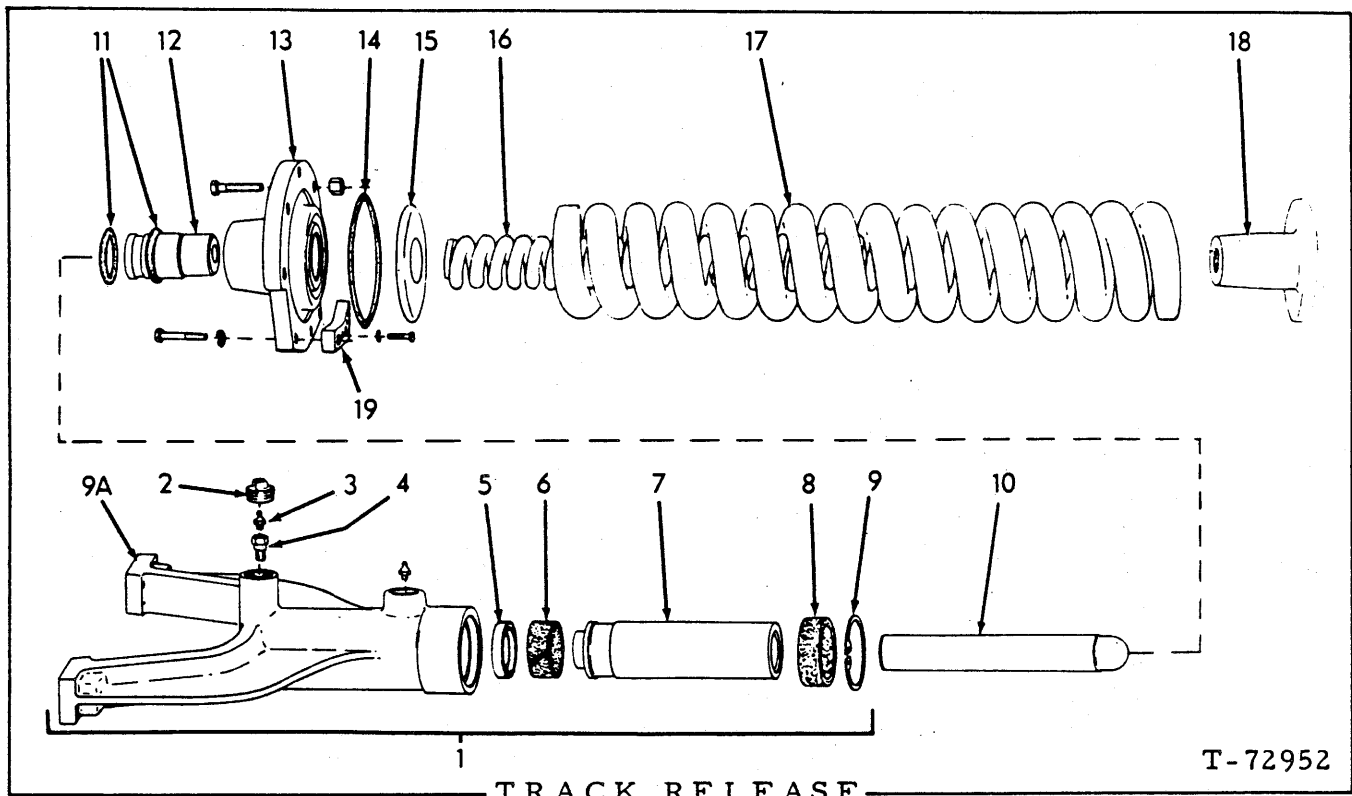
Use as required

} Each includes item 18

} For cementing seal boots

□Components of item 25  
225

(Revised September 1978)



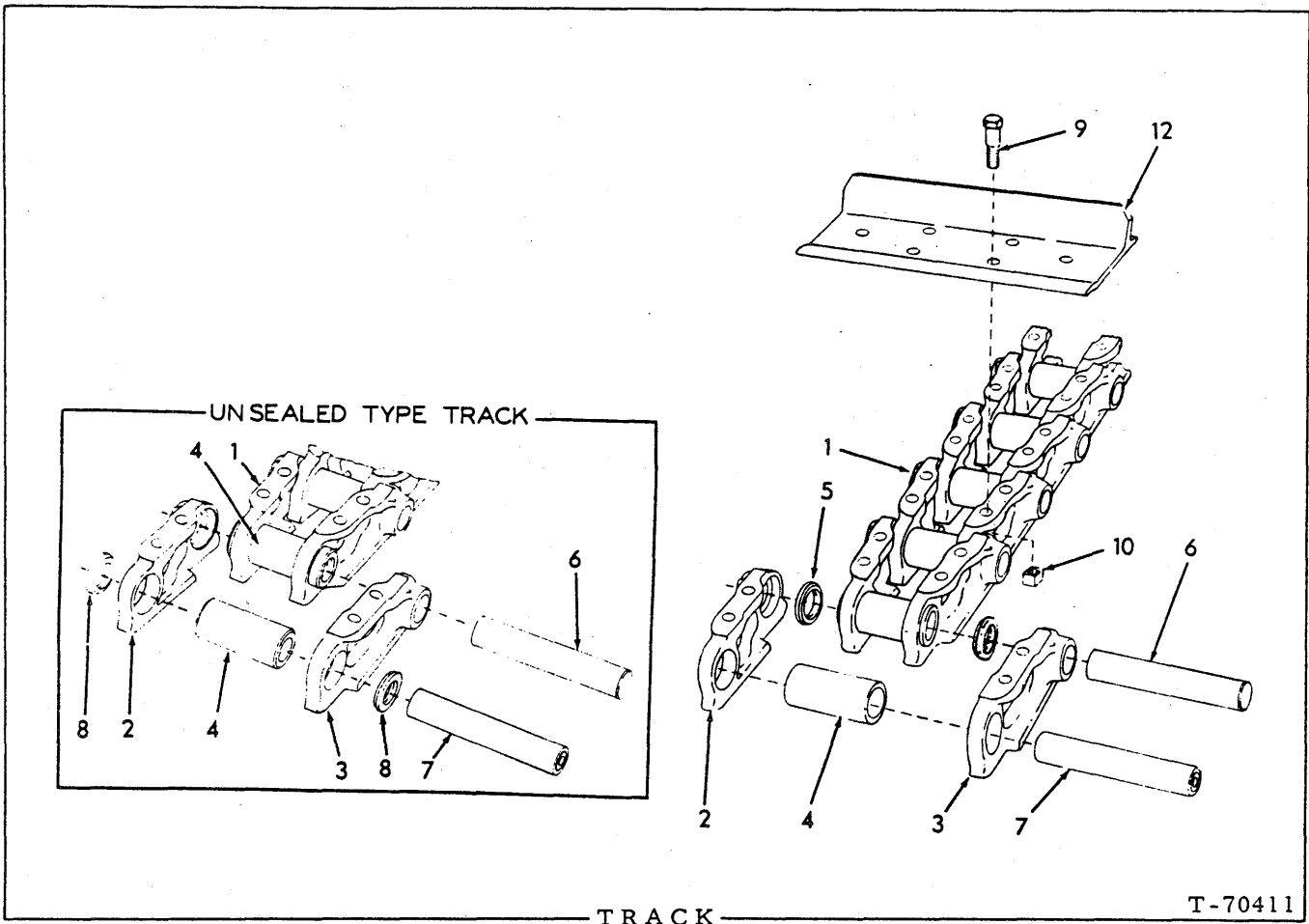
ITEM	PART NO.	QTY.	DESCRIPTION
1	70665044	2	YOKE ASSY. (Includes items 2 thru 9A)
	70914465	2	FITTING, lubricating, straight, 1/8"NPT
2	70666367	2	PLUG, yoke
3	70666407	2	FITTING, pressurizing
4	70628915	2	VALVE ASSY., relief (Serviced only as a unit)
5	70628934	2	SEAL, piston
6	70666620	2	RING, wear, adjusting piston
7	70665043	2	PISTON, adjusting
8	70666621	2	RING, wear, release yoke
9	70927711	2	RING, snap
9A	70665042	2	YOKE
10	70666652	2	BAR, push (11-3/4" long)(Units with standard 40-link tracks)
	70666622	2	BAR, push (28-3/8" long)(Units with special 44-link tracks)
11	70923827	4	O-RING, crosshead
12	70621300	2	CROSSHEAD
13	70056652	2	COVER, released spring chamber
	70921178	16	CAPSCREW, 5/8"NF x 2-3/4"
	70912942	6	LOCKWASHER, 5/8"
	70072366	10	NUT, high, 5/8"NF

(Continued)



TRACK RELEASE (Continued)

ITEM	PART NO.	QTY.	DESCRIPTION
14	70056645	2	SEAL, release spring chamber cover
15	70098121	2	WASHER, release spring
16	70098123	2	SPRING, inner
17	70098122	2	SPRING, outer
18	70098124	2	SEAT, release spring
19	70645545	2	BLOCK, tapped
	70920583	4	CAPSCREW, 1/2"NC x 1-1/2"
	70912441	4	LOCKWASHER, 1/2"



T-70411

USAGE: Tractors prior to serial No. 25L19485

\* Units with special 40-link tracks } Sealed type track  
 \*\* Units with special 44-link tracks }  
 \*\*\* Units with standard unsealed 40-link tracks

ITEM	PART NO.	QUANTITY			DESCRIPTION
		*	**	***	
1	70696669	2	-	-	CHAIN ASSY. (40 links)(Includes items 2 thru 7)
	73107908	-	2	-	CHAIN ASSY. (44 links)(Includes items 2 thru 7)
	70679432	-	-	2	CHAIN ASSY. (40 links)(Includes items 2 thru 4, and 6 thru 8)
2	70668327	78	86	78	LINK, left
	70668341	2	2	2	LINK, master, left
3	70668328	78	86	78	LINK, right
	70668342	2	2	2	LINK, master, right
4	70668324	80	88	2	BUSHING
	70679361	-	-	78	BUSHING

(Continued)

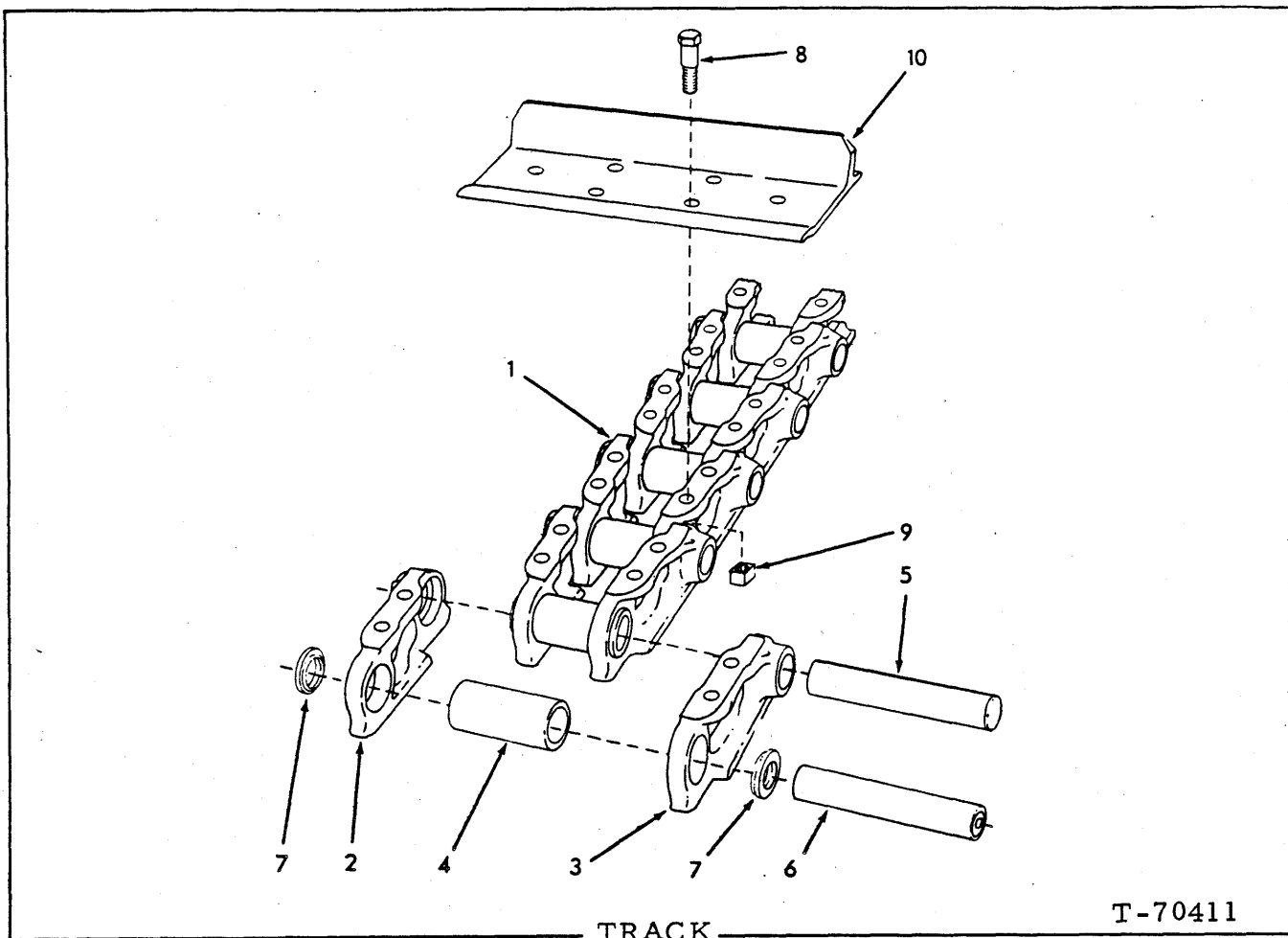
TRACK (Continued)

ITEM	PART NO.	QUANTITY			DESCRIPTION
		*	**	***	
5	70683982	160	176	-	SEAL
6	70643924	78	86	78	PIN
7	70644051	2	2	2	PIN, master
8	70679360	-	-	4	SPACER
9	70097282	320	352	320	BOLT, track shoe
10	70666583	320	352	320	NUT, track shoe bolt
11	75000528	-	-	-	MEASUREMENT KIT, undercarriage (Includes tools necessary to determine remaining component life of the undercarriage)(Not illustrated)

TRACK SHOES

COMPLETE TRACK ASSEMBLIES WITH SHOES (2 Required)

		*	**	***			
					(40 links)	(44 links)	(40 links)
12	70656879	80	-	80	SHOE, grouser, 16" . . . 70667852	-----	70682028
	70659456	80	-	80	SHOE, grouser, 18" . . . 70668334		70679433
	70659460	80	-	80	SHOE, grouser, 20" . . . 70668337	-----	70682030
	70659476	80	-	80	SHOE, grouser, 22" . . . 70668310	-----	70682031
	70659488	88	88	88	SHOE, grouser, 24" . . . 70668331	70668397	70682032
	70659483	-	88	-	SHOE, grouser, 30" . . . -----	70668367	-----



T-70411

USAGE: Tractors serial No. 25L19485 and up. Unsealed type track

\* Units with special 44-link tracks

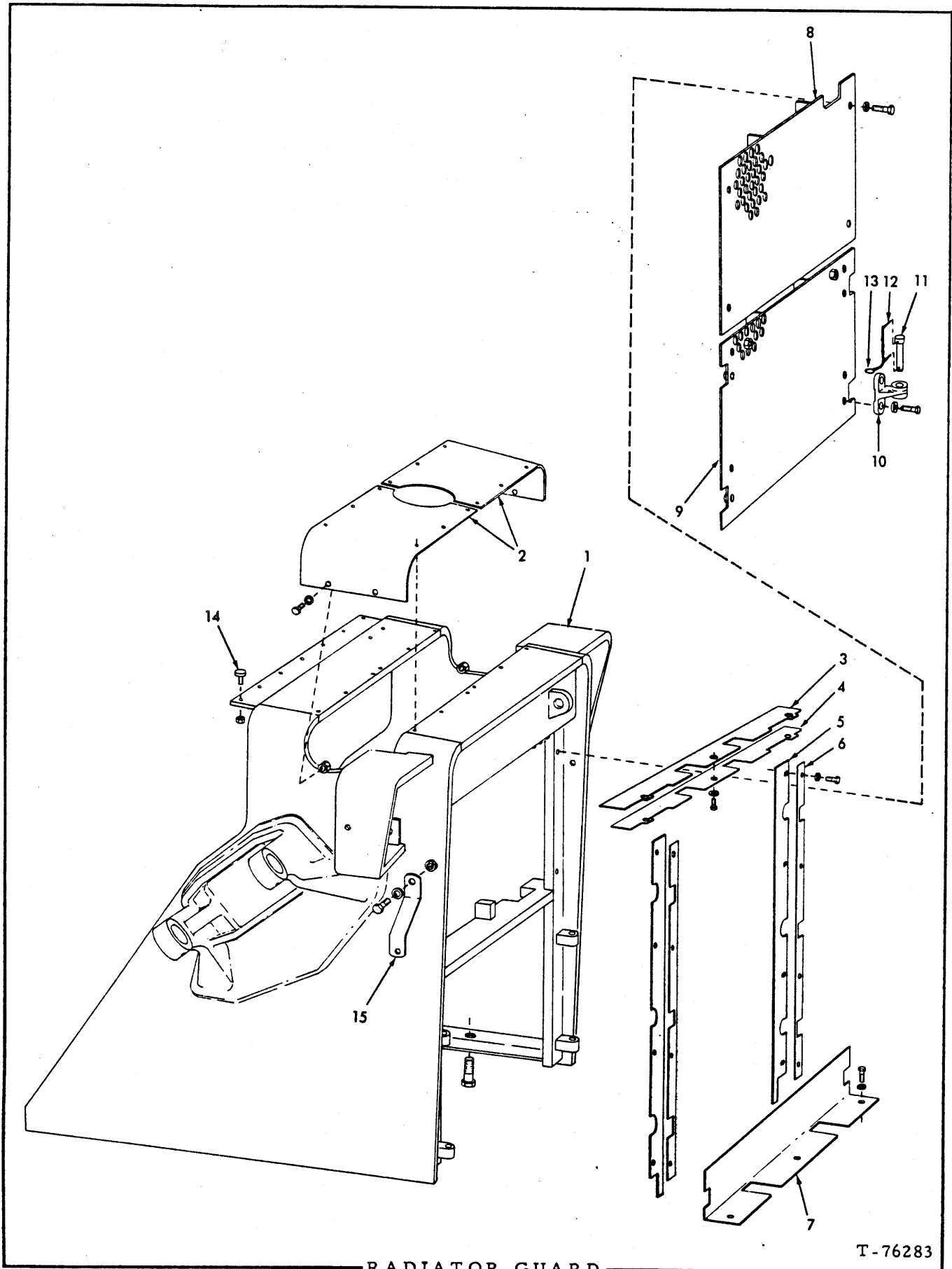
\*\* Units with standard 40-link tracks

ITEM	PART NO.	QTY.		DESCRIPTION
		*	**	
-	70696670	-	2	TRACK ASSY. (Includes items 1 thru 10)(Standard 20" shoe. All other sizes are not available in complete assemblies with shoes)
1	73107908	2	-	CHAIN ASSY. (44 links)(Each includes items 2 thru 7)
	70696669	-	2	CHAIN ASSY. (40 links)
2	70696673	88	80	LINK, left
3	70696674	88	80	LINK, right
4	70696675	2	2	BUSHING
	70696668	86	78	BUSHING
5	70696667	86	78	PIN
6	70696666	2	2	PIN, master
7	70696676	4	4	SPACER
8	70097282	352	320	BOLT, track shoe
9	70666583	352	320	NUT, track shoe bolt

(Continued)

TRACK (Continued)

ITEM	PART NO.	QTY.	DESCRIPTION
		* **	
10	70659460	- 80	SHOE, grouser, 20" (Standard)
	70659488	88 88	SHOE, grouser, 24" } Special equipment
	70659483	88 -	SHOE, grouser, 30" }
11	75000528	- -	MEASUREMENT KIT, undercarriage (Includes tools necessary to determine remaining component life of the undercarriage)(Not illustrated)

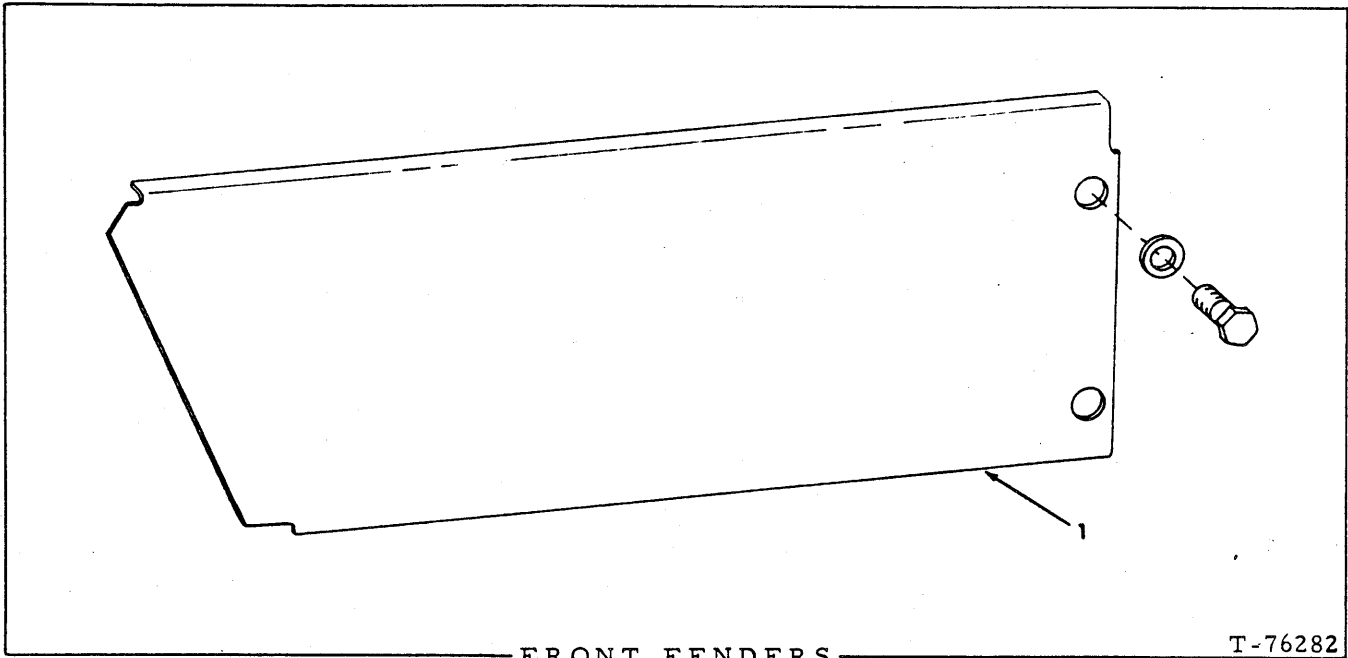


RADIATOR GUARD

T-76283

RADIATOR GUARD

ITEM	PART NO.	QTY.	DESCRIPTION
1	70671255	1	GUARD, radiator (For units without dozer)
	70675340	1	GUARD, radiator (For units with hydraulic dozer)
	70928498	12	CAPSCREW, 1"NC x 2-1/4"
	70928452	12	WASHER, plain
2	70678297	1	COVER, top closure, left
	70678298	1	COVER, top closure, right
	70922763	16	CAPSCREW, 3/8"NC x 1"
	70683421	16	WASHER, plain
3	70678862	1	BAFFLE, air, upper
4	70670898	1	BAFFLE, air, upper
	70922262	3	CAPSCREW, 3/8"NC x 7/8"
	70677006	3	WASHER, plain
5	70678173	2	BAFFLE, air, side
6	70678171	2	STRIP
	70922262	8	CAPSCREW, 3/8"NC x 7/8"
	70677006	8	WASHER, plain
7	70670899	1	BAFFLE, air, lower (Standard)
	70678375	1	BAFFLE, air, lower (Special. Used on units with hydraulic tilt)
	70921076	3	CAPSCREW, 3/8"NC x 1-1/4"
	70677006	3	WASHER, plain
8	70684342	1	GRILL, front closure, upper
	70926774	4	CAPSCREW, Nylok, 5/8"NC x 1-3/4"
	70677010	4	WASHER, plain
9	70684341	1	GRILL, front closure, lower
10	70667159	4	BRACKET, hinge, bottom closure plate
	70922509	8	CAPSCREW, Nylok, 1/2"NC x 1-3/4"
	70677008	8	WASHER, plain
11	70643124	4	PIN, hinge
12	70920570	4	PIN, hinge pin retaining
13	70643229	4	CHAIN ASSY., hinge pin (Serviced only as a unit)
14	70677885	6	BUTTON
	70917730	6	NUT, 1/4"NC
15	70660513	2	STRAP, cylinder tie-down (Used only when transporting tractor)
	70920574	2	CAPSCREW, 1/2"NC x 1-3/8"
	70677008	2	WASHER, plain

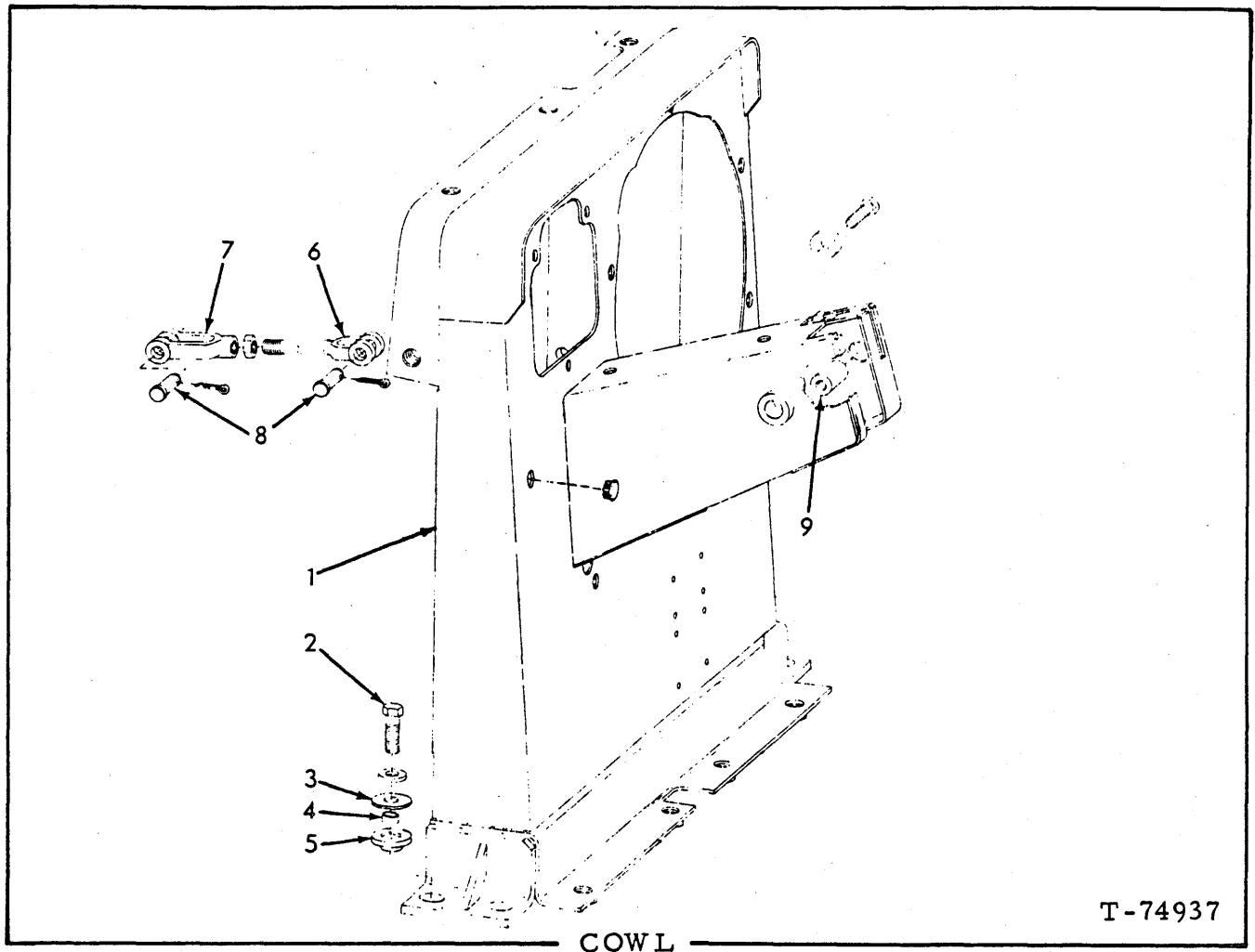


FRONT FENDERS

T-76282

ITEM	PART NO.	QTY.	DESCRIPTION
1	70671251	1	FENDER, front, left
	70671252	1	FENDER, front, right
	70920582	4	CAPSCREW, 1/2"NC x 1-1/4" } Tractors prior to unit #17024
	70677008	4	
	70922475	4	CAPSCREW, 3/4"NC x 1-1/2" } Tractors unit #17024 and up
	70677012	4	

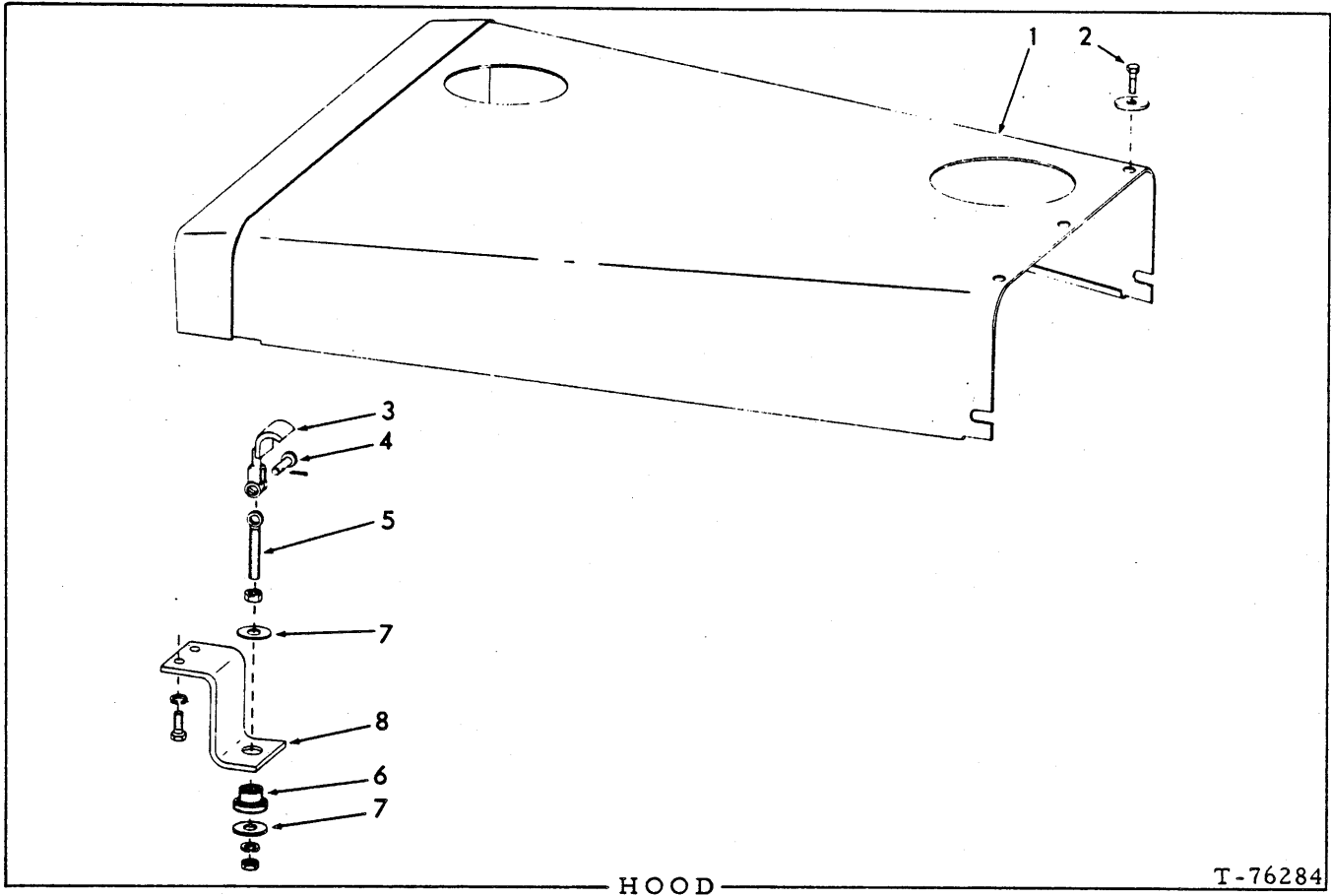




T-74937

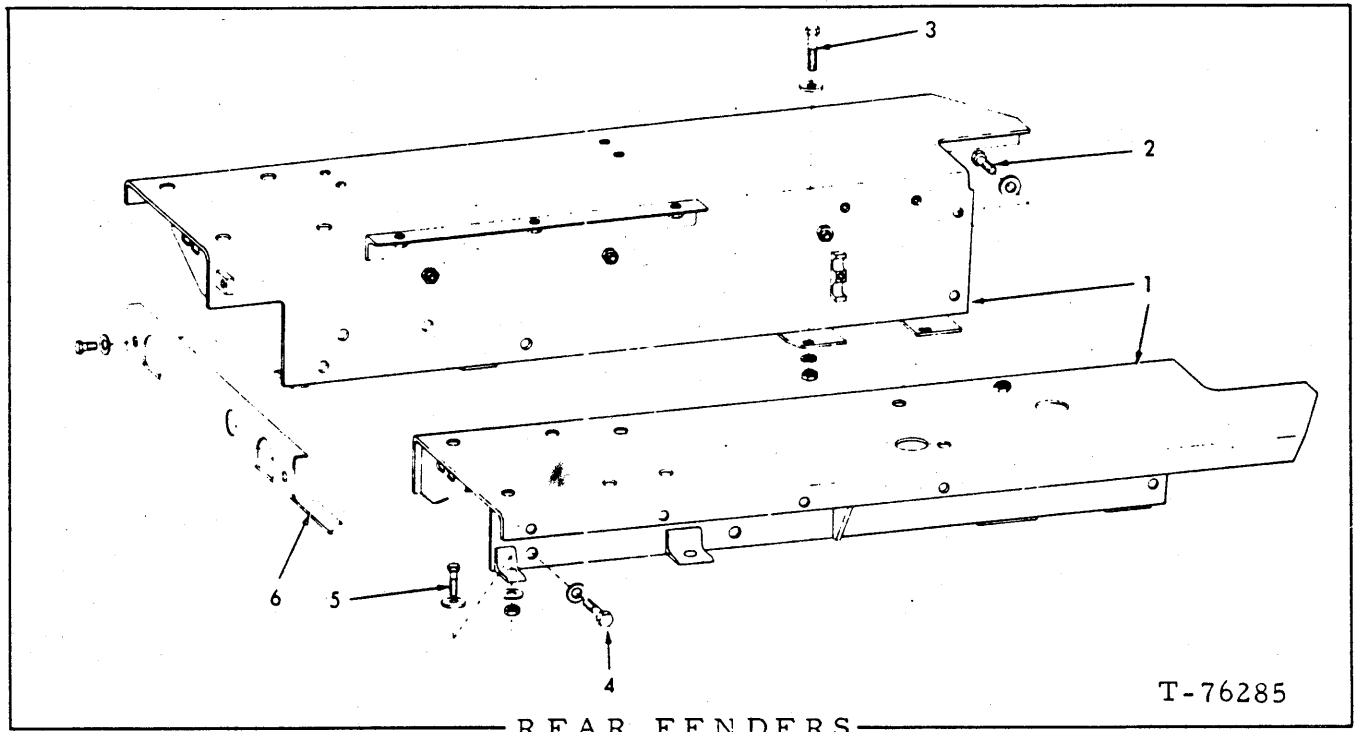
ITEM	PART NO.	QTY.	DESCRIPTION
1	70674855	1	COWL (Tractors prior to unit #17028)
	70682641	1	COWL (Tractors unit #17028 thru #19225)
	70696557	1	COWL (Tractor unit #19226 and up)
	70917800	1	PLUG, button, 13/16" hole-diam. (Not used when ENGINE PRIMER is installed)
2	70921556	4	CAPSCREW, 1/2"NC x 1-3/4"
	70677008	4	WASHER
3	70681286	4	WASHER
4	70681290	4	BUSHING
5	70635210	4	BUSHING
6	70679943	1	ROD, cowl bracing
	70913830	1	NUT, jam, 1/2"NF
7	70917666	1	YOKE, cowl bracing
8	70917648	2	PIN, cowl bracing yoke
	70900806	2	PIN, cotter, 1/8" x 1"
9	70662517	1	BLOCK, lever stop (tapped)
	70920582	1	CAPSCREW, 1/2"NC x 1-1/4"
	70677008	1	WASHER

NOTE: See PAINTING AND MARKING for transfers applied to cowl.



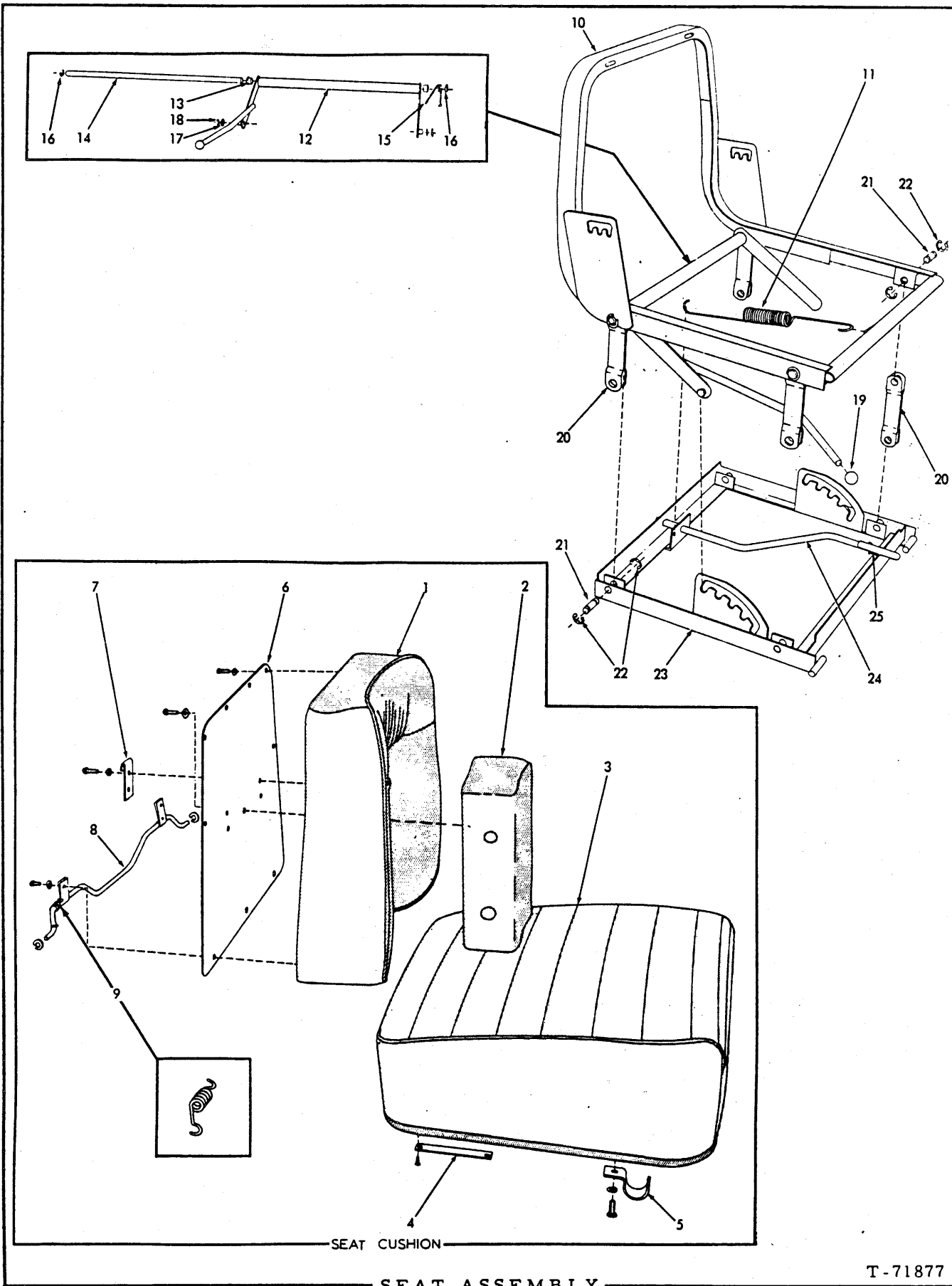
ITEM	PART NO.	QTY.	DESCRIPTION
1	70670894	1	HOOD, engine (Units without muffler)
	70692286	1	HOOD, engine (Units with muffler)
	70676606	1	HOOD, engine (For units with optional oil-bath air cleaner)
2	70928873	5	CAPSCREW, Nylok, 1/2"NC x 1"
	70929379	5	WASHER, plain
3	70671249	2	HOOK, hold-down
4	70917648	2	PIN, pivot, hook
	70900806	2	PIN, cotter
5	70668541	2	ROD, hold-down hook
	70912441	2	LOCKWASHER, 1/2"
	70911028	2	NUT, 1/2"NC
	70928669	2	NUT, elastic stop, 1/2"NC
6	70642441	2	SNUBBER, vibration, hold-down
7	70929380	4	WASHER, snubber
8	70671254	2	BRACKET, mounting, hold-down
	70920583	4	CAPSCREW, 1/2"NC x 1-1/2"
	70677008	4	WASHER, 1/2"

**NOTE:** See PAINTING AND MARKING for transfers



\*Tractors prior to serial No. 25L17345  
 \*\*Tractors serial No. 25L17345 and up

ITEM	PART NO.	QTY.		DESCRIPTION	
		*	**		
1	70685803	1	-	FENDER, left	
	70680897	-	1	FENDER, left	
	70685804	1	-	FENDER, right	
	70680898	-	1	FENDER, right	
2	70920583	4	-	CAPSCREW, 1/2"NC x 1-1/2" (Tractors prior to unit #17024)	
	70925415	-	4	CAPSCREW, 3/4"NC x 1-3/4" (Tractors unit #17024 and up)	
3	70677012	4	4	WASHER	
	70922510	4	4	CAPSCREW, 1/2"NC x 2-3/4"	
	70677008	8	4	WASHER, plain	
	70677012	-	4	WASHER, plain	
	70912441	4	4	LOCKWASHER, 1/2"	
	70911028	4	4	NUT, 1/2"NC	
4	70927544	8	8	CAPSCREW, Nylok, 5/8"NC x 1-1/2"	
	5	70921403	4	4	CAPSCREW, 5/8"NC x 2" (Tractors prior to unit #17092)
70921177		-	4	CAPSCREW, 5/8"NF x 2-1/4" (Tractor unit #17092 and up)	
70677010		16	16	WASHER	
6	70911029	4	4	NUT, 5/8"NC (Tractors prior to unit #17092)	} Early Units
	70072366	-	4	NUT, high, 5/8"NF (Tractor unit #17092 and up)	
	70678290	1	1	PLATE (Not used when ripper is installed)	
	70922763	2	2	CAPSCREW, 3/8"NC x 1"	
	70677006	2	2	WASHER	



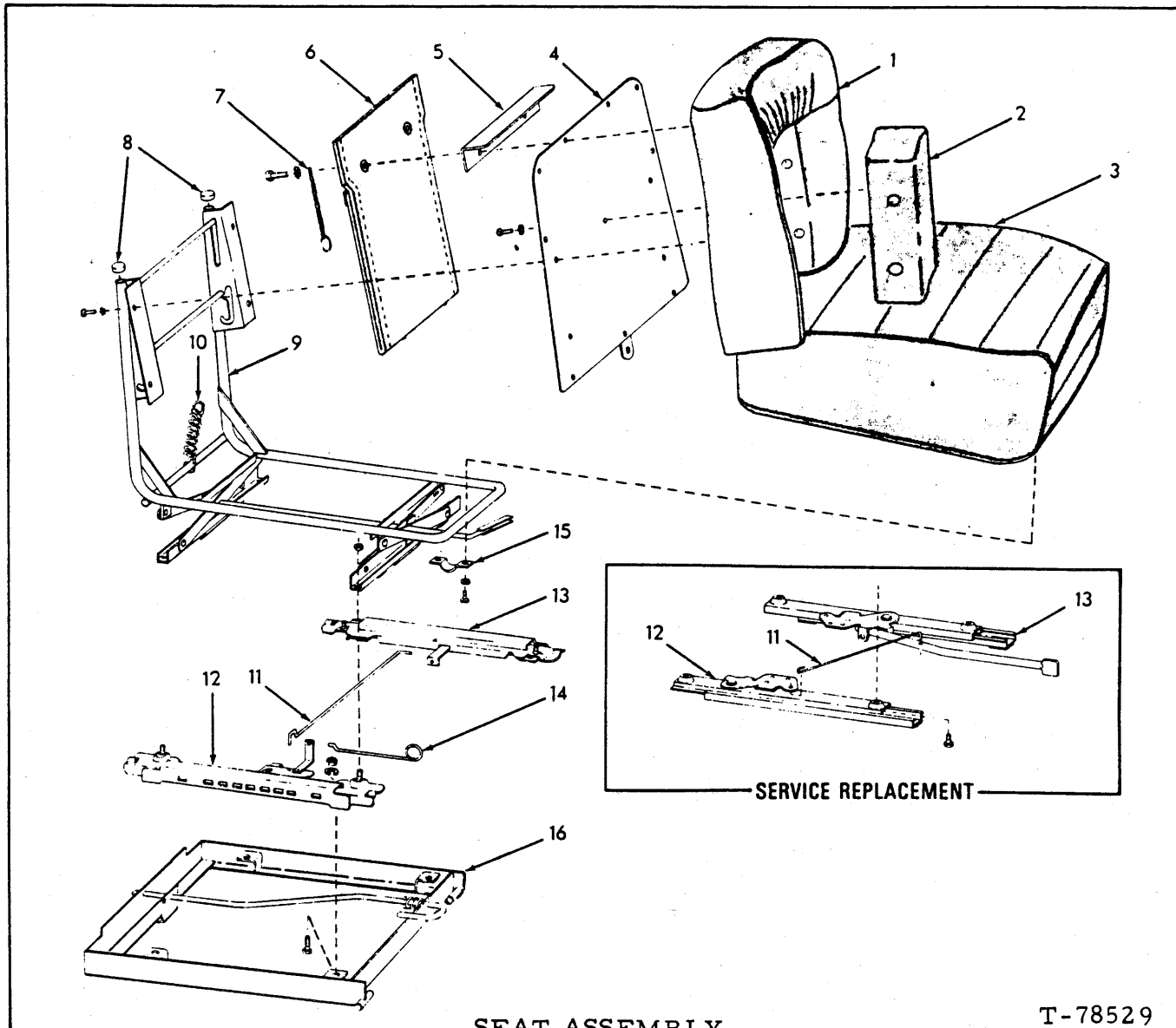
SEAT ASSEMBLY

T-71877

SEAT ASSEMBLY

USAGE: USAGE: See page 240. Tractors prior to serial No.25L19055

ITEM	PART NO.	QTY.	DESCRIPTION
-	70659093	1	SEAT ASSY. (Includes items 1 thru 25)
1	{ 70638422	1	CUSHION, back (outside section)
	{ 70642499	1	COVER, slip, back cushion (Includes fastenings)(Not original equipment)
2	{ 70638421	1	CUSHION, back (center section)
	{ 70916532	2	SCREW, machine, rd-hd., 1/4"NC x 3/4"
	{ 70914105	2	LOCKWASHER, ext-tooth, 1/4"
	{ 70642498	1	COVER, slip, back cushion (Includes fastenings)(Not original equipment)
3	{ 70659102	1	CUSHION ASSY., seat (Includes item 4)
	{ 70642500	1	COVER, slip, seat cushion (Includes fastenings)(Not original equipment)
4	70638431	2	PLATE, bearing, seat cushion
	-----	4	SCREW, wood, fl-hd., #8 x 1/2" (Procure locally)
5	70638432	2	BRACKET, pivot, seat cushion
	70916532	2	SCREW, machine, rd-hd., 1/4"NC x 3/4"
	70914105	2	LOCKWASHER, ext-tooth, 1/4"
6	70650143	1	PLATE, reinforcing, back cushion
	70916532	8	SCREW, machine, rd-hd., 1/4"NC x 3/4"
	70914105	8	LOCKWASHER, ext-tooth, 1/4"
7	70650132	2	BRACKET, retaining, back cushion
	70916532	4	SCREW, machine, rd-hd., 1/4"NC x 3/4"
	70914105	4	LOCKWASHER, ext-tooth, 1/4"
8	70650141	1	ROD ASSY., back cushion adjustment (Includes mounting clips)
	70916532	2	SCREW, machine, rd-hd., 1/4"NC x 3/4"
	70914105	2	LOCKWASHER, ext-tooth, 1/4"
	70928197	2	RING
9	70650137	1	SPRING, back cushion adjustment rod
10	70650144	1	FRAME, seat
11	70650138	1	SPRING, retracting, seat frame
12	70650142	1	LATCH, seat adjustment
13	70650146	2	BEARING, seat adjustment latch
14	70650136	1	SHAFT, seat adjustment latch
15	70650135	1	SPRING, seat adjustment latch
16	70638351	2	RING, snap, seat adjustment latch shaft
17	70188436	2	WASHER, seat adjustment latch
18	70650147	2	RING, snap, seat adjustment latch
19	70650133	1	KNOB, seat adjustment latch
20	70650139	4	LINK, suspension, seat frame
21	70650131	6	PIN, seat frame suspension link
22	70638351	12	RING, snap, suspension link pin
23	70650145	1	FRAME ASSY., base (Includes items 24 and 25)
24	70650140	1	ROD, seat release
	70188436	1	WASHER, plain
	70924169	2	PIN, groove, 1/8" x 1"
25	70650134	1	SPRING, seat release rod



SEAT ASSEMBLY

T-78529

USAGE: See page 240

\*Tractors serial No. 25L19055 thru 25L19459  
 \*\*Tractors serial No. 25L19460 and up  
 \*\*\*Service replacement

ITEM	PART NO.	QUANTITY			DESCRIPTION
		*	**	***	
-	70690729	1	-	-	SEAT ASSY. (Includes items 1 thru 4, 8, 9 and 11 thru 15)
-	73108384	-	1	-	SEAT ASSY. (Includes items 1 thru 15)
-	73113527	-	-	1	SEAT ASSY. (Includes items 1 thru 13 and 15)
1	70694306	1	1	1	CUSHION
	70916532	8	6	-	SCREW, machine, rd-hd., 1/4"NC x 3/4"
	70921615	-	-	6	CAPSCREW, button-hd., hex socket, 1/4"NC x 3/4"
	70921382	-	2	2	CAPSCREW, 1/4"NC x 1-1/4"
	70914105	8	8	8	LOCKWASHER, ext. tooth, 1/4"

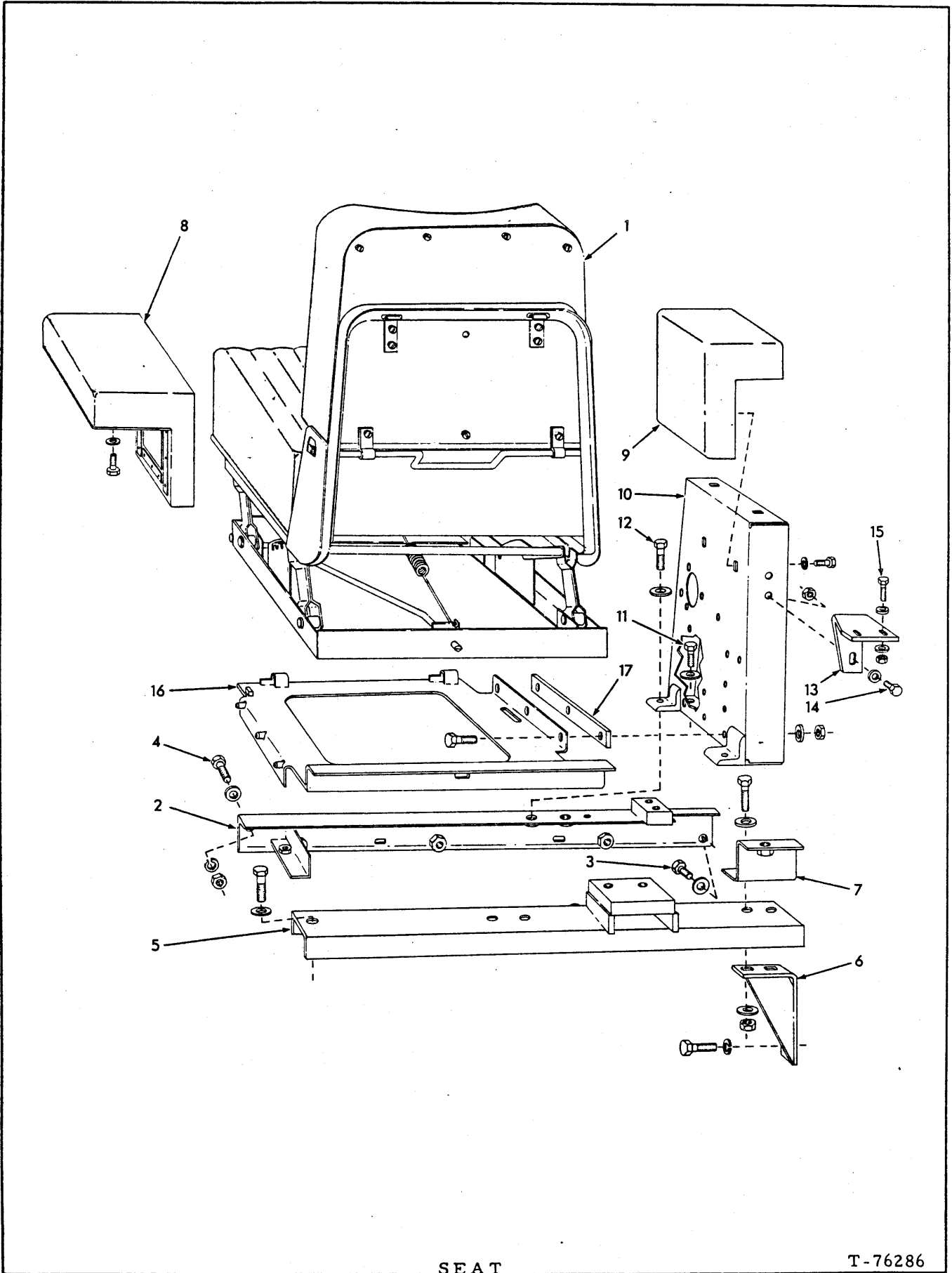
(Continued)

(Revised March 1980)

SEAT ASSEMBLY (Continued)

ITEM	PART NO.	QUANTITY	DESCRIPTION
2	70694303	1	CUSHION
	70916532	2	SCREW, machine, rd-hd., 1/4"NC x 3/4"
	70921615	-	CAPSCREW, button-hd, hex socket, 1/4"NC x 3/4"
	70914105	2	LOCKWASHER, ext-tooth, 1/4"
3	70694307	1	CUSHION
4	70694785	1	PLATE
	73108830	-	PLATE
	70916532	4	SCREW, machine, rd-hd., 1/4"NC x 3/4"
	70921615	-	CAPSCREW, button-hd., hex socket, 1/4"NC x 3/4"
	70914105	4	LOCKWASHER, ext. tooth, 1/4"
5	-----	-	ANGLE
6	-----	-	POUCH
7	-----	-	CHAIN ASSY.
8	70694784	2	CAP
9	70694305	1	FRAME ASSY.
	73113740	-	FRAME ASSY.
	70921566	-	CAPSCREW, 5/16"NC x 1"
	70924433	4	NUT, elastic stop, 5/16"
	70900366	-	NUT, 5/16"
10	-----	-	SPRING (Not serviced separately)
11	70694781	1	ROD
	73113741	-	ROD
12	-----	1	SLIDE
13	-----	1	SLIDE
14	70694782	1	WIRE
15	70694783	2	BRACKET
	70916532	4	SCREW, machine, rd-hd., 1/4"NC x 3/4"
	70921615	-	CAPSCREW, button-hd., hex-socket, 1/4"NC x 3/4"
	70914105	4	LOCKWASHER, ext.-tooth, 1/4"
16	70696162	1	BASE
	70922925	4	CAPSCREW, 5/16"NC x 3/4"
	70677005	4	WASHER
	70911025	4	NUT, 5/16"NC
17	70695868	1	SLIDE KIT (Each includes items 12 and 13)
	73113745	-	SLIDE KIT
18	73109343	-	POUCH KIT (Includes items 5 thru 7)

(Revised March 1980)



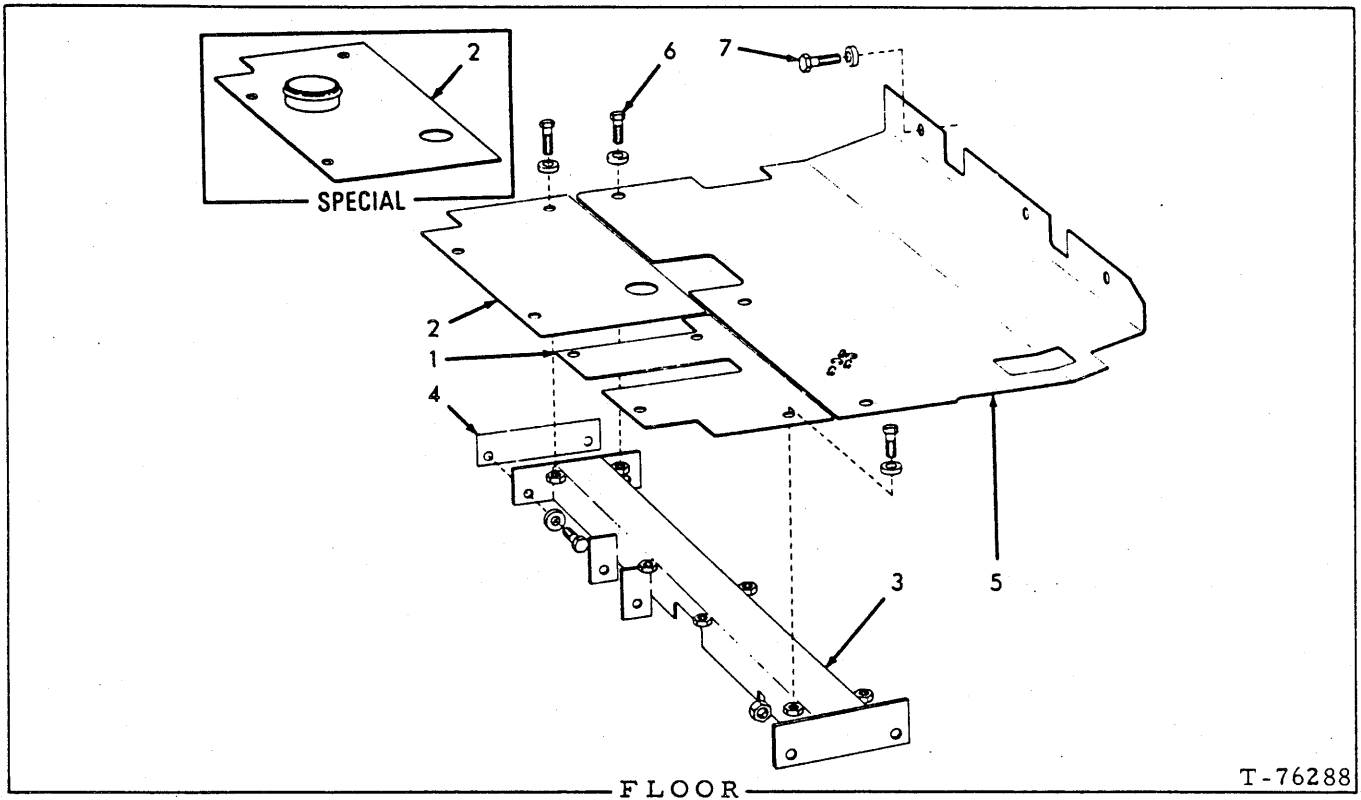
SEAT

T-76286



## SEAT

ITEM	PART NO.	QTY.	DESCRIPTION
1	-----	1	SEAT ASSY. (See page 237 and 238)
2	70673063	1	ANGLE, seat supporting, front
3	70920583	1	CAPSCREW, 1/2"NC x 1-1/2"
4	70922526	1	CAPSCREW, 1/2"NC x 2-1/2"
	70677008	2	WASHER, plain
	70912441	1	LOCKWASHER, 1/2"
	70911028	1	NUT, 1/2"NC
5	70673069	1	CHANNEL, seat supporting, rear
	70920583	1	CAPSCREW, 1/2"NC x 1-1/2"
	70677008	1	WASHER, plain
6	70660680	1	BRACKET, channel supporting
	70920583	2	CAPSCREW, 1/2"NC x 1-1/2"
	70912441	2	LOCKWASHER, 1/2"
7	70672353	1	ANGLE (Not used on units equipped with dozer)
	70921556	2	CAPSCREW, 1/2"NC x 2"
	70677008	4	WASHER, plain
	70911028	2	NUT, 1/2"NC
8	70632179	1	CUSHION, arm rest, left side
	70927008	4	CAPSCREW, 3/8"NF x 1"
	70920743	4	WASHER, plain
9	70632188	1	CUSHION, arm rest, right side
	70927008	4	CAPSCREW, 3/8"NF x 1"
	70920743	4	WASHER, plain
10	70666627	1	SUPPORT, right arm rest cushion
11	70920582	2	CAPSCREW, 1/2"NC x 1-1/4"
12	70920583	2	CAPSCREW, 1/2"NC x 1-1/2"
	70677008	4	WASHER, plain
13	70672355	1	ANGLE, bracing, right arm rest support
14	70922763	2	CAPSCREW, 3/8"NC x 1"
15	70921076	2	CAPSCREW, 3/8"NC x 1-1/4"
	70677006	6	WASHER, plain
	70911026	4	NUT, 3/8"NC
16	70680690	1	SUPPORT, seat
	70920583	3	CAPSCREW, 1/2"NC x 1-1/2"
	70677008	3	WASHER, plain
	70911028	3	NUT, 1/2"NC
17	70666240	1	PLATE
18	70680080	1	BELT, safety (Special equipment prior to January, 1977, standard equipment thereafter. Not illustrated)



ITEM	PART NO.	QTY.	DESCRIPTION
1	70674810	1	PLATE, front, left section
	70920582	4	CAPSCREW, 1/2"NC x 1-1/4"
	70677008	4	WASHER, plain
2	70673469	1	PLATE, front, right section (Standard)
	70698948	1	PLATE, front, right section (Units w/special Air Cleaner Unloader extension)
	70920582	3	CAPSCREW, 1/2"NC x 1-1/4"
	70677008	3	WASHER, plain
3	70673711	1	CHANNEL, supporting
	70921556	4	CAPSCREW, 1/2"NC x 2"
	70677008	4	WASHER, plain
4	70665790	1	SHIM, supporting channel (.134" thick)
	70665791	1	SHIM, supporting channel (.029" thick)
			} Use as required
5	70672635	1	PLATE, rear
6	70920582	3	CAPSCREW, 1/2"NC x 1-1/4"
7	70920583	3	CAPSCREW, 1/2"NC x 1-1/2"
	70677008	6	WASHER, plain

PAINTING AND MARKING  
(Not Illustrated)

ITEM	PART NO.	QTY.	DESCRIPTION
			NOTE: Approximately 11-1/2 gallons paint required for spraying
1	70925108	-	ENAMEL, yellow, 12 oz. pressurized, spray-type can
	70698037	-	ENAMEL, yellow orange, 12 oz. pressurized, spray-type can
2	70925109	-	ENAMEL, yellow, quart can
3	70925110	-	ENAMEL, yellow, gallon can
	70698038	-	ENAMEL, yellow orange, gallon can
			NOTE: All plates and transfers listed below are English language printings unless otherwise indicated.
4	70677347	1	PLATE, lubrication and service guide (7" x 10") (Tractors prior to unit #18768 including #18780)
	70696732	1	PLATE, lubrication and service guide (7" x 10") (Tractor unit #18768 and up excluding #18780)
	70677353	1	PLATE, lubrication and service guide (multi-language, 7" x 12-7/8")
	70697540	1	PLATE, lubrication and service guide (7" x 10") (Spanish)
	70697591	1	PLATE, lubrication and service guide (7" x 10") (Portuguese)
	70697539	1	PLATE, lubrication and service guide (7" x 10") (French)
	70698954	1	PLATE, lubrication and service guide (7" x 10") (Italian)
	70699008	1	PLATE, lubrication and service guide (7" x 10")(German)
	70034076	4	SCREW, thrd. cutting, cross-recessed hd. #8 x 1/2" (2 additional required for multi-language plate)
			NOTE: Item 4 above attaches to front of Battery Box
5	70677914	2	□ DECAL, instruction, fuel filter (2-1/4" x 3-7/8") (Applied to fuel filter)
6	70666497	1	DECAL, instruction, engine operation (2-1/4" x 4-1/2") (Applied to top of steering lever housing)(Engines prior to serial No. 11-21220)
7	70682127	1	DECAL, instruction, transmission oil filter (1-3/4" x 2-1/4")(Applied to filter)(Tractors prior to unit #18799 excluding #18756)
	70658630	1	□ DECAL, instruction, transmission oil filter (1-3/4" x 2-1/4")(Applied to filter)(Tractor unit #18799 and up including #18756)
8	70621342	1	DECAL, instruction, engine primer (1-3/4" x 6") (Applied to cowl)(Engines prior to serial No. 11-20419)
	74029499	1	DECAL, instruction, engine primer (3-1/4" x 3") (Applied to cowl)(Engine serial No. 11-20419 and up)
9	70659534	1	□ DECAL, instruction, dry-type air cleaner (2-1/2" x 5")(Applied to air stack)

(Continued)

PAINTING AND MARKING (Continued)

ITEM	PART NO.	QTY.	DESCRIPTION
10	70656642	1	DECAL, instruction, oil-bath air cleaner (1-1/2" x 3-3/4")(Applied to cleaner)
11	73107879	1	DECAL, instruction, engine starting (4-7/16" x 4-7/8")(Applied to air cleaner)
12	73109131	1	DECAL, instruction manual location (6-5/8" x 1-1/8") (Applied to top of seat back)
13	73107880	1	DECAL, important, engine oil filter (6-7/16" x 2-1/2")
	73109141	1	DECAL, important, engine oil filter (Italian translation) (6-1/2" x 2-1/2")
	73109142	1	DECAL, important, engine oil filter (Spanish translation)(6-1/2" x 2-1/2")
	73109143	1	DECAL, important,, engine oil filter (German translation)(6-1/2" x 2-1/2")
	73109144	1	DECAL, important, engine oil filter (French translation)(6-1/2" x 2-1/2")
	73109145	1	DECAL, important, engine oil filter (Portuguese translation) (6-1/2" x 2-1/2")

NOTE: Item 13 listed above applies to engine oil by-pass filter.

14	70667810	1	DECAL, instruction, hydraulic system service (6" x 8")(Applied to upper right corner of hydraulic tank)
15	73108728	2	DECAL, important, lube oil filter (3-3/8" x 2-1/4") (Applied to lube oil filter)
16	73107882	1	DECAL, danger, flammable vapors (4-9/16" x 2-1/8") (Applied to inside of battery box coers)
17	73107884	3	DECAL, danger, fluid pressure (5-7/16" x 1-15/16") (Applied to top of radiator guard and right side of hydraulic tank)
17A	73108929	2	DECAL, danger, track tension (6" x 2-5/16")(Applied to track release yoke)
18	73107893	4	DECAL, danger, track release spring (4-7/16" x 2-1/8")(Applied to track release spring cover and housing)
19	73107895	1	<input type="checkbox"/> DECAL, warning, do not start (4-1/2" x 2-1/2")
	73109135	1	DECAL, warning, do not start (Italian)(4-1/2" x 2-1/2")
	73109136	1	DECAL, warning, do not start (Spanish (4-1/2" x 2-1/2")
	73109137	1	DECAL, warning, do not start (German)(4-1/2" x 2-1/2")
	73109138	1	DECAL, warning, do not start (French)(4-1/2" x 2-1/2")
	73109139	1	DECAL, warning, do not start(Portuguese)(4-1/2" x 2-1/2")

NOTE: Item 19 listed above applied to the Cowl

20	73108799	1	<input type="checkbox"/> DECAL, warning, operation (6-3/8" x 2-7/8")(Applied to upper right hand corner of fuel tank)
21	73108776	1	<input type="checkbox"/> DECAL, warning, start up, shut-down (5" x 7-3/8") (Applied to upper right hand corner of fuel tank)
22	73108722	2	<input type="checkbox"/> DECAL, warning, starting fluid (4-7/16" x 2-1/4") (Applied to air cleaner inlet pipe)

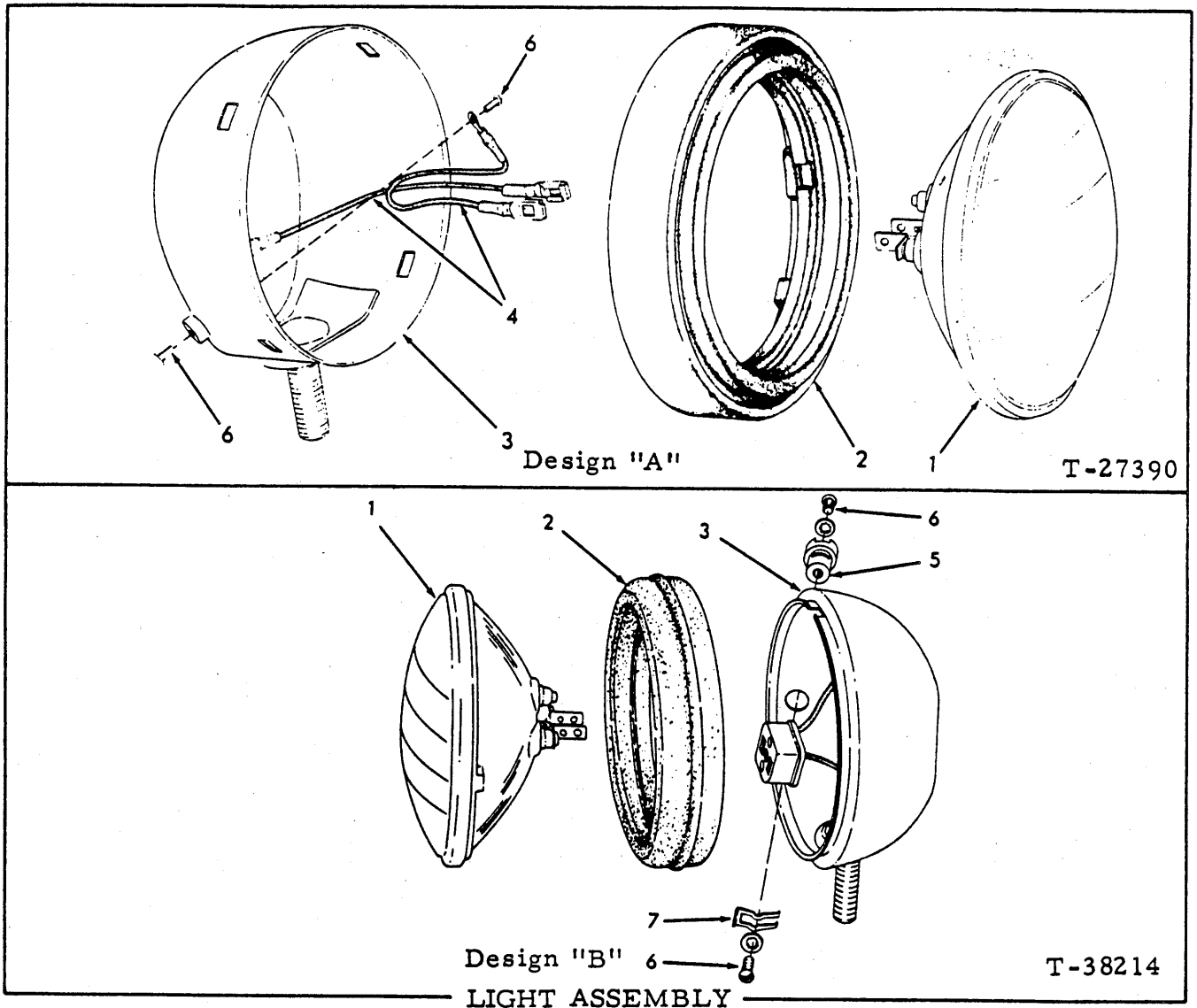
(Continued)

PAINTING AND MARKING (Continued)

ITEM	PART NO.	QTY.	DESCRIPTION
23	73107891	1	□ DECAL, warning, master switch (4-7/16" x 2-1/8") (Applied to front of battery box)
24	73107881	2	□ DECAL, warning, blades and belts (4-7/16" x 1-7/8") (Applied to sides of radiator guard)
25	73107889	1	□ DECAL, warning, pressure leaks (7-7/16" x 1-15/16") (Applied to front of Control Tower)
26	73107885	2	□ DECAL, warning, towing (4-7/16" x 1-15/16")(Applied to front of radiator guard and rear of main housing)
27	73107894	1	□ DECAL, warning, element cleaning (4-7/16" x 1-15/16") (Applied to cowl)
28	73107897	4	□ DECAL, warning, inoperative brakes (4-9/16" x 2-1/8") (Applied to rear of main housing)
29	73107890	2	DECAL, warning, scissors point (6-1/2" x 2-1/4") (Applied to ripper tool bar linkage)
30	73108074	1	□ DECAL, horn (2" x 3")(Applied to battery box)
31	-----	1	DECAL, warning "ROPS" (2-1/2" x 6")(Applied to rear of ROPS Frame or Cab)(Order from local Fiat-Allis dealer)
32	70694454	2	□ DECAL, "11-B" (5-1/2" x 13-3/4")(Applied to sides of battery box and hydraulic tank)
33	70924319	1	DECAL, "A-C" trademark (4-7/8" black and orange) (Applied to fuel tank guard)
34	70924320	1	DECAL, "A-C" trademark
	70924541	1	DECAL, "A-C" trademark (6-3/4", black and orange) } Applied to rear of fuel tank (6-3/4", white)(Optional)
35	70924306	2	DECAL, "A-C" trademark (7-3/4" black and orange)(One additional applied to rear of fuel tank on units equipped with ripper)
	70924463	2	DECAL, "A-C" trademark (7-3/4" white)(Optional) } Applied to sides of radiator guards
	70694422	2	□ DECAL, "F-A" trademark (7" x 7-15/16")
36	70924550	3	DECAL, "Allis-Chalmers" (1-7/8" x 30")(Applied to sides of hood and front of radiator guard)
	70694436	2	□ DECAL, "Fiat-Allis" (3" x 19-1/4")(Applied to sides of hood)
	70694435	1	□ DECAL, "Fiat-Allis" (2-1/2" x 16-3/16")(Applied to front of radiator guard)
37	70924552	1	DECAL, "Allis-Chalmers" (2-3/8" x 39")(Applied to rear of fuel tank)
	70694438	1	□ DECAL, "Fiat-Allis" (4-1/2" x 29")(Applied to rear of fuel tank)
38	70694425	1	DECAL, "F-A" trademark (9-1/2" x 10-3/4")(Applied right rear of fuel tank guard or ROPS mounting bracket when Ripper is installed)
39	73110442	1	KIT, decal (Includes items 5, 7, 9, 11, 12, 14 thru 28, 30, 32 and 35 thru 37)

□ Components of item 39

MEMO



Design "A"

T-27390

Design "B"

T-38214

LIGHT ASSEMBLY

USAGE: See pages 246, 248, 250 and 251

\* Design "A"

\*\* Design "B"

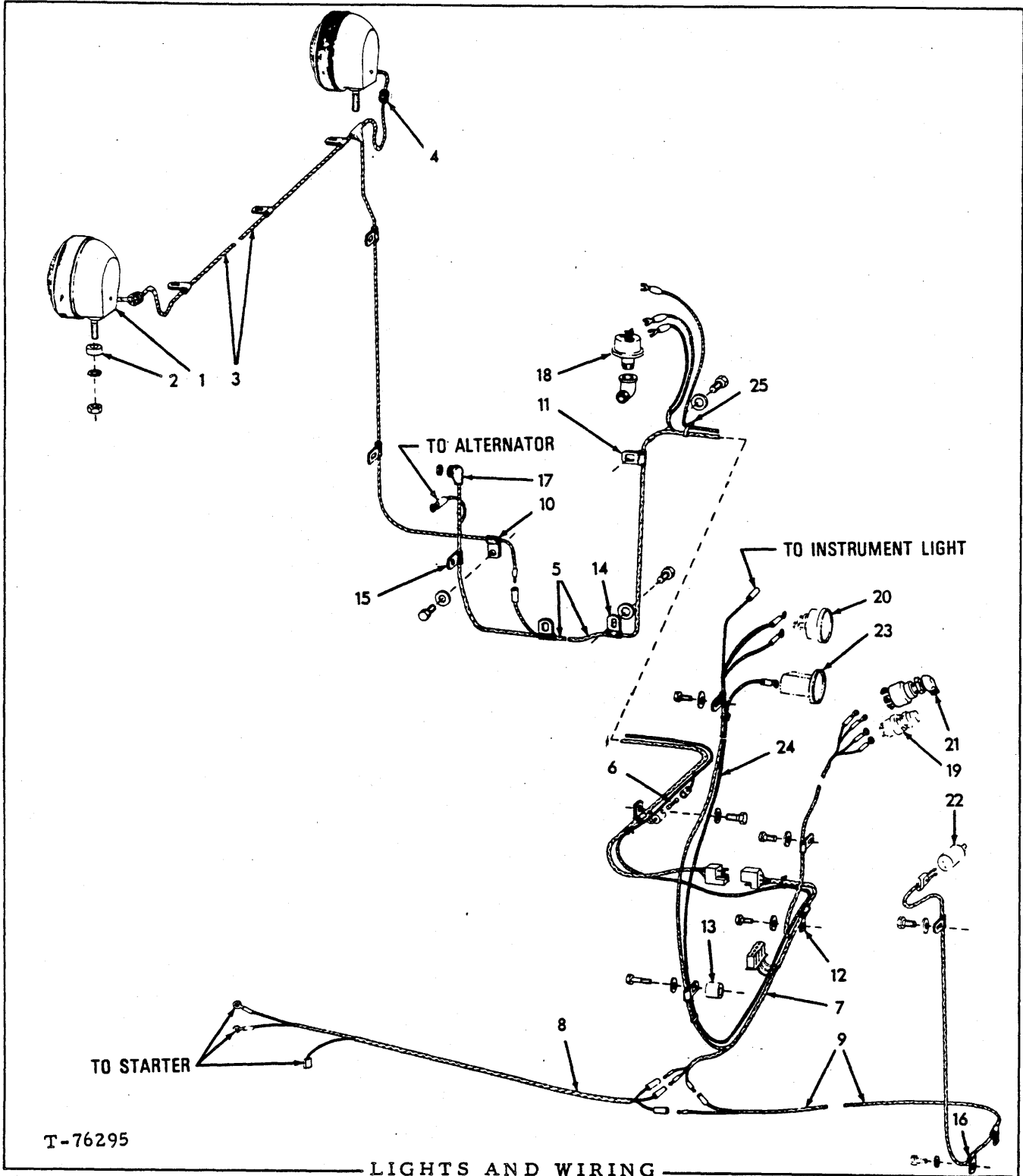
ITEM PART NO. QTY. DESCRIPTION

\* \*\*

NOTE: This Light Assembly is available in two designs. Check illustration to determine which is applicable to your unit and order service parts accordingly.

-	70621429	2	2	LIGHT ASSY. (Includes items 1 thru 7)	
1	70182763	1	1	SEALED BEAM (24 volt)	
2	70621428	1	-	RETAINER	
	70638282	-	1	RETAINER	
3	-----	1	-	BODY	} Not serviced separately
	-----	-	1	BODY (Includes receptacle)	
4	70621724	2	-	CABLE	
5	70695694	-	1	INSULATOR PACKAGE	
6	70912731	2	2	SCREW, machined, rd-hd., #8NC x 5/16"	
	70912739	-	2	LOCKWASHER, #8	
7	70048922	-	1	SPRING	

(Revised September 1978)



USAGE: Units with standard 20 amp. alternator. Tractors prior to S/N 25L19358

ITEM	PART NO.	QTY.	DESCRIPTION
1	-----	2	*LIGHT ASSY., head (See page 245)
	70910210	2	LOCKWASHER, ex-tooth, 1/2"
	70911043	2	NUT, 1/2"NF

(Continued)

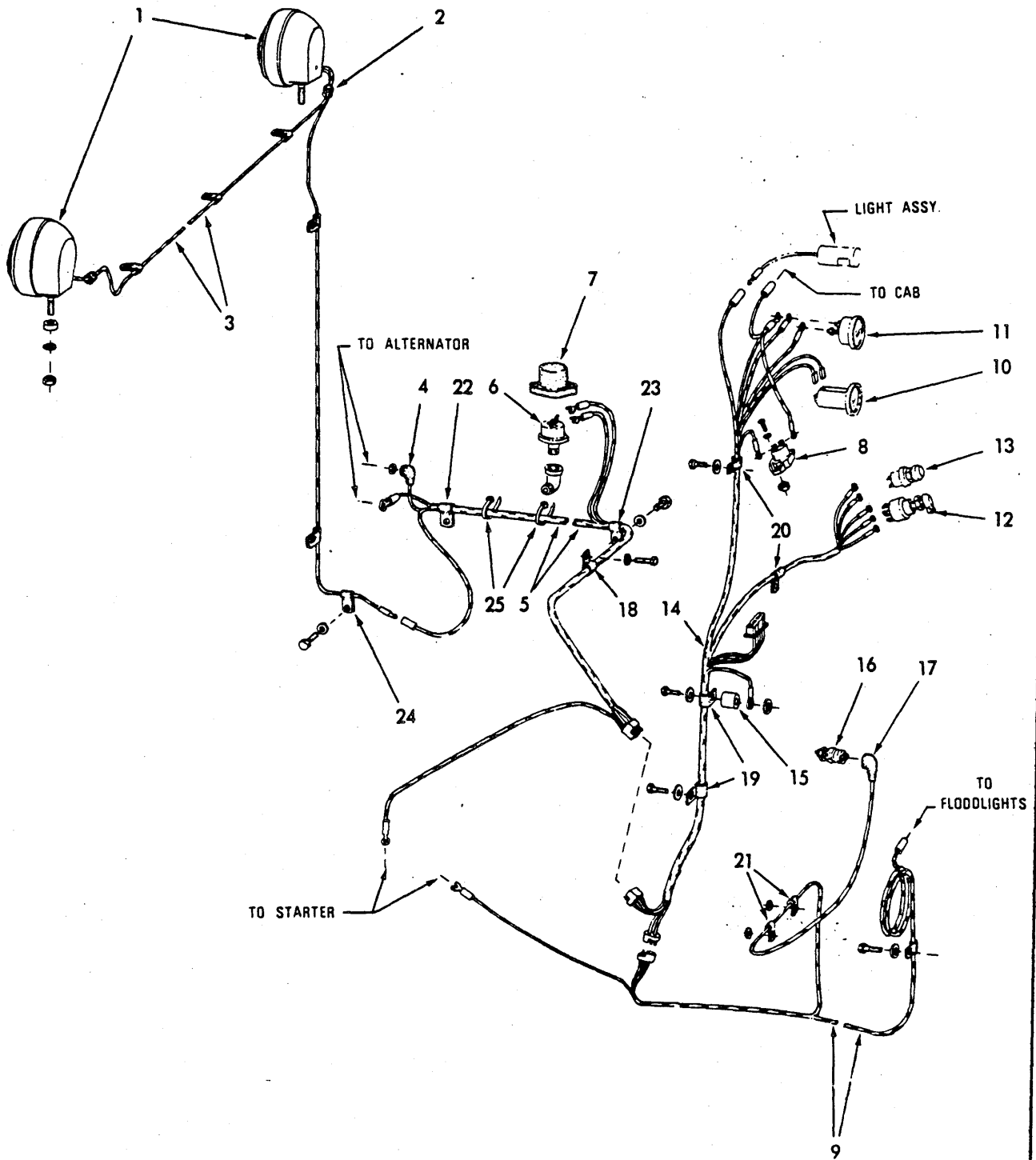


LIGHTS AND WIRING (Continued)

ITEM	PART NO.	QTY.	DESCRIPTION
2	70677008	2	*WASHER, head light
3	70649733	1	*CABLE, head light
4	70696335	2	*GROMMET, head light cable
5	70660173	1	HARNESS, wiring, front section (Includes item 6)
	70917376	1	NUT, #12NC (Attaches harness to alternator)
6	70208960	1	FUSE, cartridge type, 1/4" x 1-1/4", 20 amperes
7	70660174	1	HARNESS, wiring, intermediate section
8	70660175	1	HARNESS, wiring, starter-to-intermediate harness
9	70658422	1	HARNESS, wiring, rear section
10	70639388	6	*CLIP, head light cables (1/8" diam., 13/32" bolt-hole)
	70927400	1	CAPSCREW, 3/8"NC x 5/8"
	70677006	1	WASHER, plain
11	70640676	5	CLIP, wiring harness
	70922300	3	CAPSCREW, 3/8"NC x 3/4"
	70921565	1	CAPSCREW, 3/8"NC x 1-1/2"
	70911115	4	WASHER, plain, SAE std., 3/8"
12	70622161	1	CLIP, wiring harness
	70922300	1	CAPSCREW, 3/8"NC x 3/4"
	70911115	1	WASHER, plain, SAE std., 3/8"
13	70044721	1	SPACER
14	70640675	4	CLIP, wiring harness
	70927219	1	CAPSCREW, 1/2"NC x 3/4"
	70912441	1	LOCKWASHER, 1/2"
	70910244	1	WASHER, plain, SAE, std., 1/2"
15	70640677	1	CLIP, wiring harness
16	70640676	2	CLIP, wiring harness
	70910335	2	WASHER, plain, SAE std., 5/16"
17	70667579	1	BOOT, protecting, alternator terminal
18	70660694	1	SWITCH, pressure, alternator cut-off
	70901722	1	ELBOW, pipe, street, 90°, 1/4"NPT
19	-----	-	SWITCH, starter (See STARTER)
20	-----	-	AMMETER (See INSTRUMENTS)
21	70661345	-	SWITCH, lights
22	-----	-	SWITCH, safety (See SPEED CONTROL LINKAGE)
23	-----	-	HOUR METER (See INSTRUMENTS)
24	70690401	1	CABLE, hour meter
25	70239726	5	TIE, hour meter cable

} Tractors unit  
#18179 and up

\*Special Equipment



LIGHTS AND WIRING  
247A

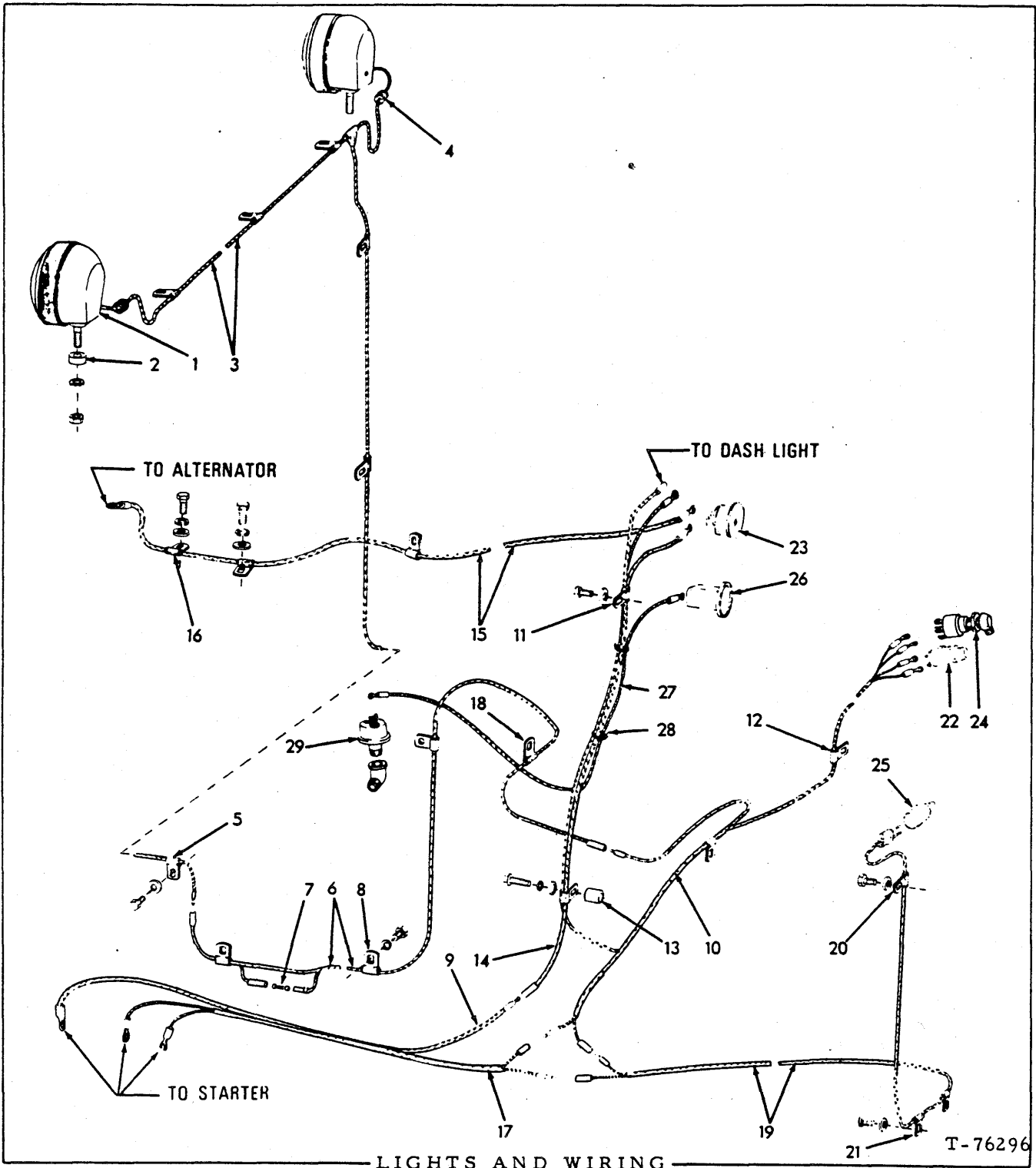
T-79934

LIGHTS AND WIRING

USAGE: Units with 20 amp. alternator Tractor serial No. 25L19358 and up

ITEM	PART NO.	QTY.	DESCRIPTION
1	-----	2	* LIGHT ASSY. (See page 245)
	70910210	2	LOCKWASHER, ext-tooth, 1/2"
	70677008	2	WASHER
	70910195	2	NUT, 1/2"NF
2	70696335	2	* GROMMET
3	70694930	1	CABLE
4	70667579	1	BOOT
5	70694913	1	HARNESS
	70917376	1	NUT, #12-24NC
6	70660694	1	SWITCH, pressure
	70901722	1	ELBOW, pipe, street, 90°, 1/4"NPT
7	70632706	1	BOOT
8	70161824	1	CIRCUIT BREAKER
	70901175	2	SCREW, rd-hd., machine, #10-24NC x 1"
	70910284	2	LOCKWASHER, #10
	70910310	2	NUT, #10-24NC
9	70694914	1	HARNESS
10	-----	1	HOOR METER (See page 273)
11	-----	1	AMMETER (See page 266)
12	70661345	1	SWITCH, light (Includes hardware)
13	-----	1	SWITCH, starter (See page 256)
14	70690364	1	HARNESS
15	70044721	1	SPACER
16	-----	1	SWITCH, safety (See page 164)
17	73061193	1	BOOT
18	70925613	1	CLIP
	70922262	1	CAPSCREW, 3/8"NC x 7/8"
	70677006	1	WASHER
19	70928656	2	CLAMP
	70922763	1	CAPSCREW, 3/8"NC x 1"
	70922287	1	CAPSCREW, 3/8"NC x 1-3/4"
	70677006	2	WASHER
	70906960	1	LOCKWASHER, int-tooth, 3/8"
20	70925092	2	CLAMP
	70922262	1	CAPSCREW, 3/8"NC x 7/8"
	70677006	1	WASHER
21	70665211	2	CLIP
	70929662	2	WASHER
22	70927384	1	CLIP
23	70930874	1	CLIP
24	70639388	7	CLIP
	70927400	2	CAPSCREW, 3/8"NC x 5/8"
	70677006	2	WASHER
25	70196765	3	STRAP

\* SPECIAL EQUIPMENT



USAGE: Units with optional 50 amp. alternator. Tractors prior to S/N 25L19358

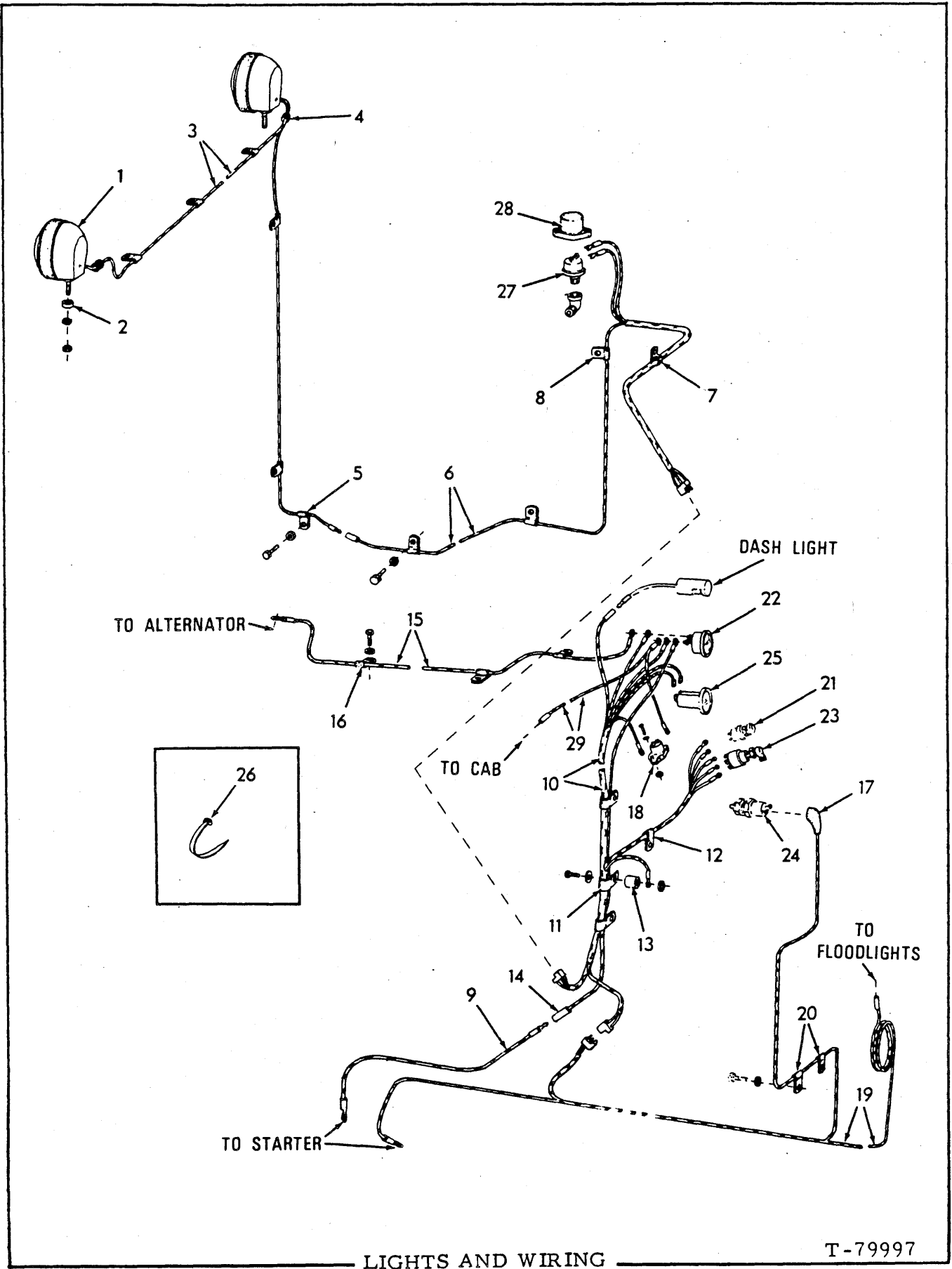
ITEM	PART NO.	QTY.	DESCRIPTION
1	-----	2	*LIGHT ASSY., head (See page 245)
	70910210	2	LOCKWASHER, ext-tooth, 1/2"
	70911043	2	NUT, 1/2"NF

(Continued)

LIGHTS AND WIRING (Continued)

ITEM	PART NO.	QTY.	DESCRIPTION
2	70677008	2	*WASHER, head light spacing
3	70649733	1	*CABLE, head light
4	70696335	2	*GROMMET, head light cable
5	70639388	6	*CLIP, head light cable
	70927400	1	CAPSCREW, 3/8"NC x 5/8"
	70677006	1	WASHER, plain
6	70668649	1	HARNESS ASSY., wiring (Includes item 7)
7	70208960	1	FUSE, cartridge type, 1/4" x 1-1/4", 20 amperes
8	70640704	3	CLIP, wiring harness
	70927219	1	CAPSCREW, 1/2"NC x 3/4"
	70912441	1	LOCKWASHER, 1/2"
9	70668650	1	CABLE
10	70668647	1	HARNESS, wiring
11	70927177	2	CLIP, wiring harness
	70922300	1	CAPSCREW, 3/8"NC x 3/4"
	70911115	1	WASHER, plain
12	70640676	2	CLIP, wiring harness
	70922300	1	CAPSCREW, 3/8"NC x 3/4"
	70921565	1	CAPSCREW, 3/8"NC x 1-1/2"
	70911115	2	WASHER, plain
13	70044721	1	SPACER
14	70668651	1	CABLE
15	70668652	1	CABLE, ammeter to alternator
16	70654655	3	CLIP, cable
	70921175	1	CAPSCREW, 1/2"NC x 1"
	70928188	1	WASHER, plain
17	70668648	1	HARNESS, wiring
18	70639388	2	CLIP, wiring harness
	70922300	2	CAPSCREW, 3/8"NC x 3/4"
	70911115	2	WASHER, plain
19	70658422	1	HARNESS, wiring, rear section
20	70640675	1	CLIP, wiring harness
	70910244	1	WASHER, plain
21	70640676	2	CLIP, wiring harness
	70910335	2	WASHER, plain
22	-----	-	SWITCH, starter (See STARTER)
23	-----	-	AMMETER (See INSTRUMENTS)
24	70661345	1	SWITCH, lights
25	-----	-	SWITCH, safety (See SPEED CONTROL LINKAGE)
26	-----	-	HOUR METER (See INSTRUMENTS)
27	70695440	1	CABLE, hour meter
28	70239726	5	TIE, hour meter cable
29	70660694	1	SWITCH, pressure
	70901722	1	ELBOW, pipe, street, 90°, 1/4"NPT

\*Special equipment



LIGHTS AND WIRING

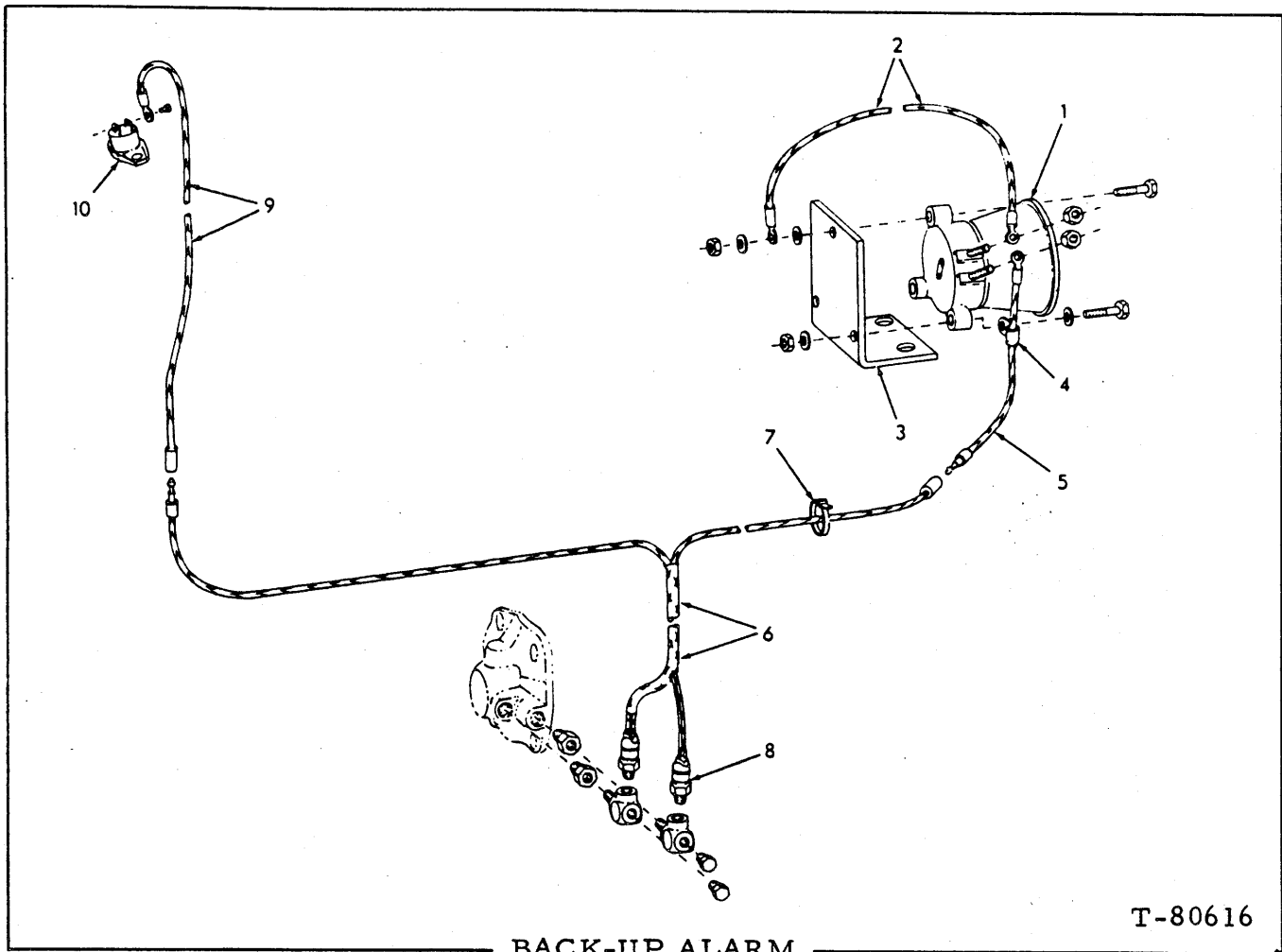
T-79997

LIGHTS AND WIRING

USAGE: Units with optional 50 amp. alternator. Tractor serial No. 25L19358 and up

ITEM	PART NO.	QTY.	DESCRIPTION
1	-----	2	* LIGHT ASSY., head (See page 245)
	70910210	2	LOCKWASHER, ext-tooth, 1/2"
	70911043	2	NUT, 1/2" NF
2	70677008	2	* WASHER
3	70694930	1	* CABLE
4	70696335	2	* GROMMET
5	70639388	6	* CLIP
	70927400	1	CAPSCREW, 3/8" NC x 5/8"
	70677006	1	WASHER
6	70695431	1	HARNESS
7	70926917	1	CLIP
8	70640704	3	CLIP
	70922262	1	CAPSCREW, 3/8" NC x 7/8"
	70677006	1	WASHER
9	70668650	1	CABLE
10	70695430	1	HARNESS
11	70925619	3	CLIP
	70922763	1	CAPSCREW, 3/8" NC x 1"
	70906960	1	LOCKWASHER, int-tooth, 3/8"
	70677006	1	WASHER
12	70925097	2	CLIP
	70922262	2	CAPSCREW, 3/8" NC x 7/8"
	70677006	2	WASHER
13	70044721	1	SPACER
14	70668651	1	CABLE
15	70668652	1	CABLE
16	70654655	3	CLIP
	70921175	1	CAPSCREW, 1/2" NC x 1"
	70928188	1	WASHER
	70677008	1	WASHER
17	73061193	1	BOOT
18	70161824	1	CIRCUIT BREAKER
	70901175	2	SCREW, rd-hd., machine, #10-24NC x 1"
	70910284	2	LOCKWASHER, #10
	70910310	2	NUT, #10-24NC
19	70694914	1	HARNESS
20	70665211	2	CLIP
	70929662	2	WASHER
21	-----	-	SWITCH, starter (See STARTER)
22	-----	-	AMMETER (See INSTRUMENTS)
23	70661345	1	SWITCH, lights
24	-----	-	SWITCH, safety (See SPEED CONTROL LINKAGE)
25	-----	-	HOUR METER (See INSTRUMENTS)
26	70196765	3	TIE
27	70660694	1	SWITCH, pressure
	70901722	1	ELBOW, pipe, street, 90°, 1/4" NPT
28	70632706	1	BOOT
29	70695432	1	CABLE

\*Special equipment



BACK-UP ALARM

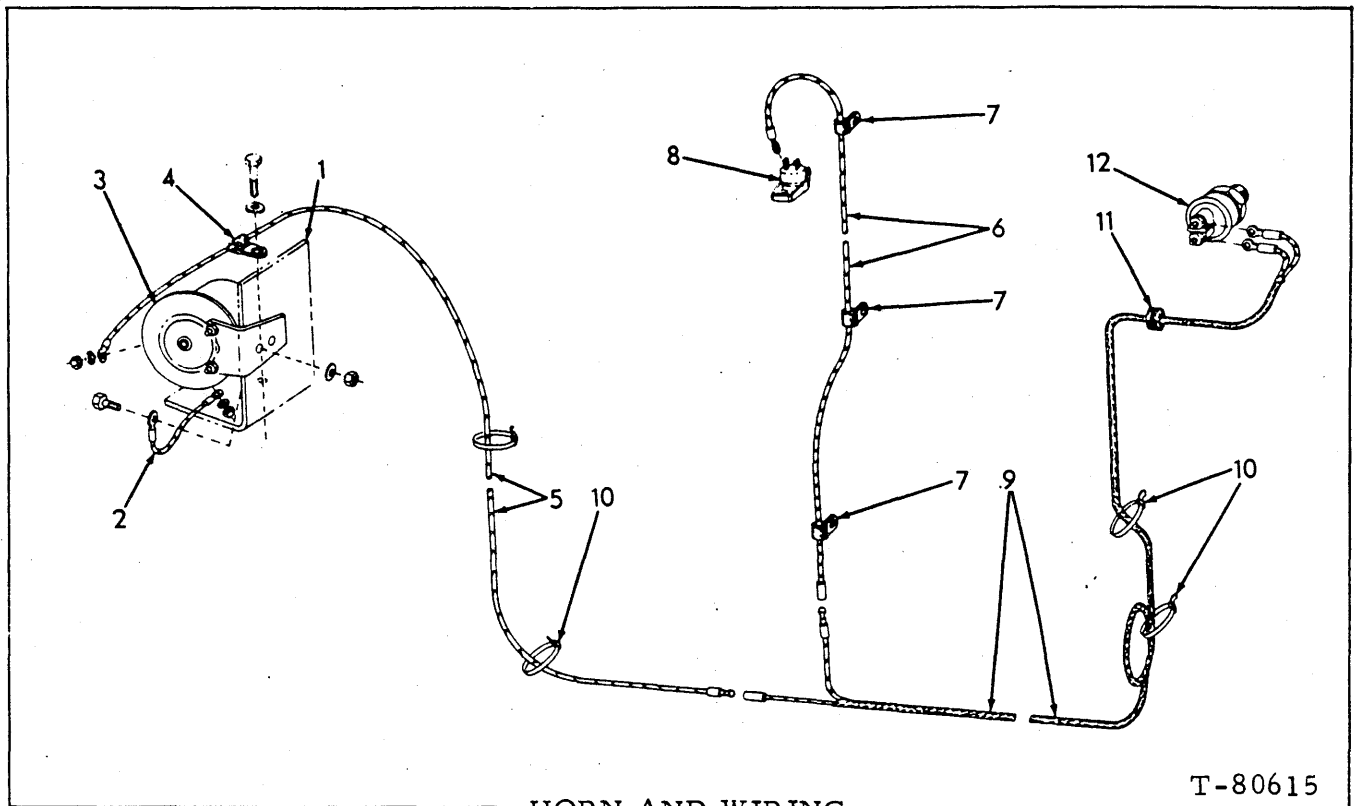
T-80616

USAGE: Tractors serial No. 25L19569 and up

ITEM	PART NO.	QTY.	DESCRIPTION
1	70699053	1	HORN
	70921383	3	CAPSCREW, 1/4" NC x 1-1/2"
	70928190	3	WASHER
	70917730	3	NUT, 1/4" NC
2	70671763	1	CABLE
	70920187	1	LOCKWASHER, int-tooth, 1/4"
3	73109972	1	ANGLE
4	70640707	1	CLIP
	70928190	1	WASHER
5	73109703	1	CABLE
6	73109973	1	HARNES
7	70196765	1	STRAP
8	73021322	2	SWITCH
	70901838	2	BUSHING, pipe, 3/8" x 1/8"
	70919134	2	PLUG, pipe, hex-hd., 1/8" NPT
	70924183	2	TEE, service, 1/8" NPT
9	70688282	1	CABLE
10	-----	1	CIRCUIT BREAKER (See page 247B)

(Added July 1977)



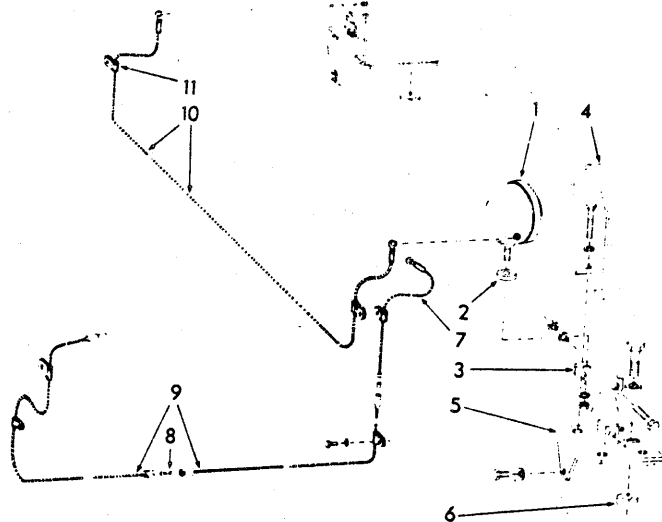


HORN AND WIRING

T-80615

USAGE: Tractors serial No. 25L19569 and up

ITEM	PART NO.	QTY.	DESCRIPTION
1	-----	1	ANGLE (See page 99)
2	70697529	1	CABLE
	70909055	1	LOCKWASHER, #10
	70917415	1	NUT, #10-32NF
3	73107839	1	HORN
	70927401	2	CAPSCREW, 1/4"NC x 1"
	70677004	2	WASHER
	70900365	2	NUT, 1/4"NC
4	70640704	1	CLIP
5	73108455	1	CABLE
	70909055	1	LOCKWASHER, #10
	70917415	1	NUT, #10-32 NF
6	70688282	1	CABLE
7	70640677	3	CLIP
8	-----	1	CIRCUIT BREAKER (See page 247B)
9	73110061	1	HARNESS
10	70239726	-	TIE (Use as required)
11	70929795	1	GROMMET
12	70253322	1	SWITCH ASSY. (Serviced only as a unit)



T-76294

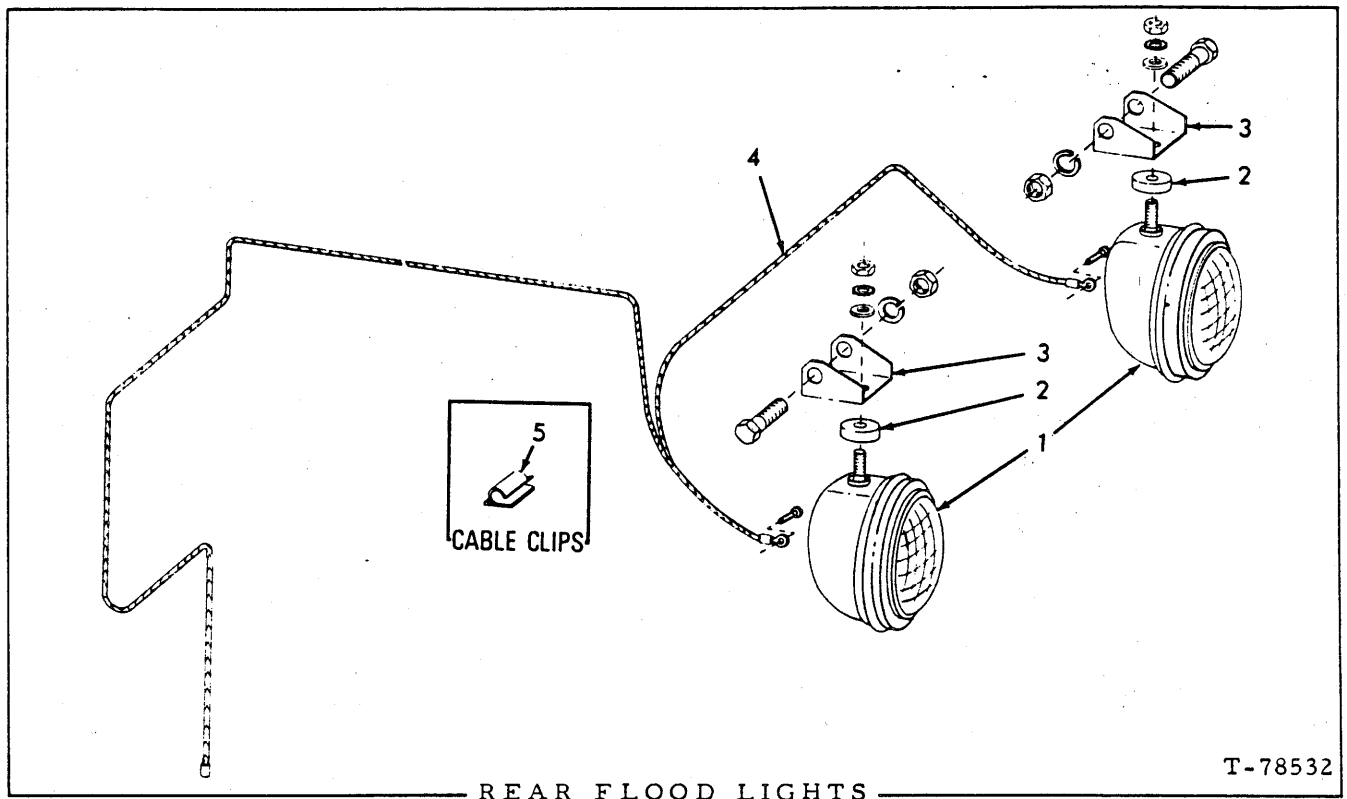
REAR FLOOD LIGHT

USAGE: Special equipment (Units without ROPS Cab or Canopy)

\* Tractors prior to serial No. 25L19358

\*\* Tractors serial No. 25L19358 and up

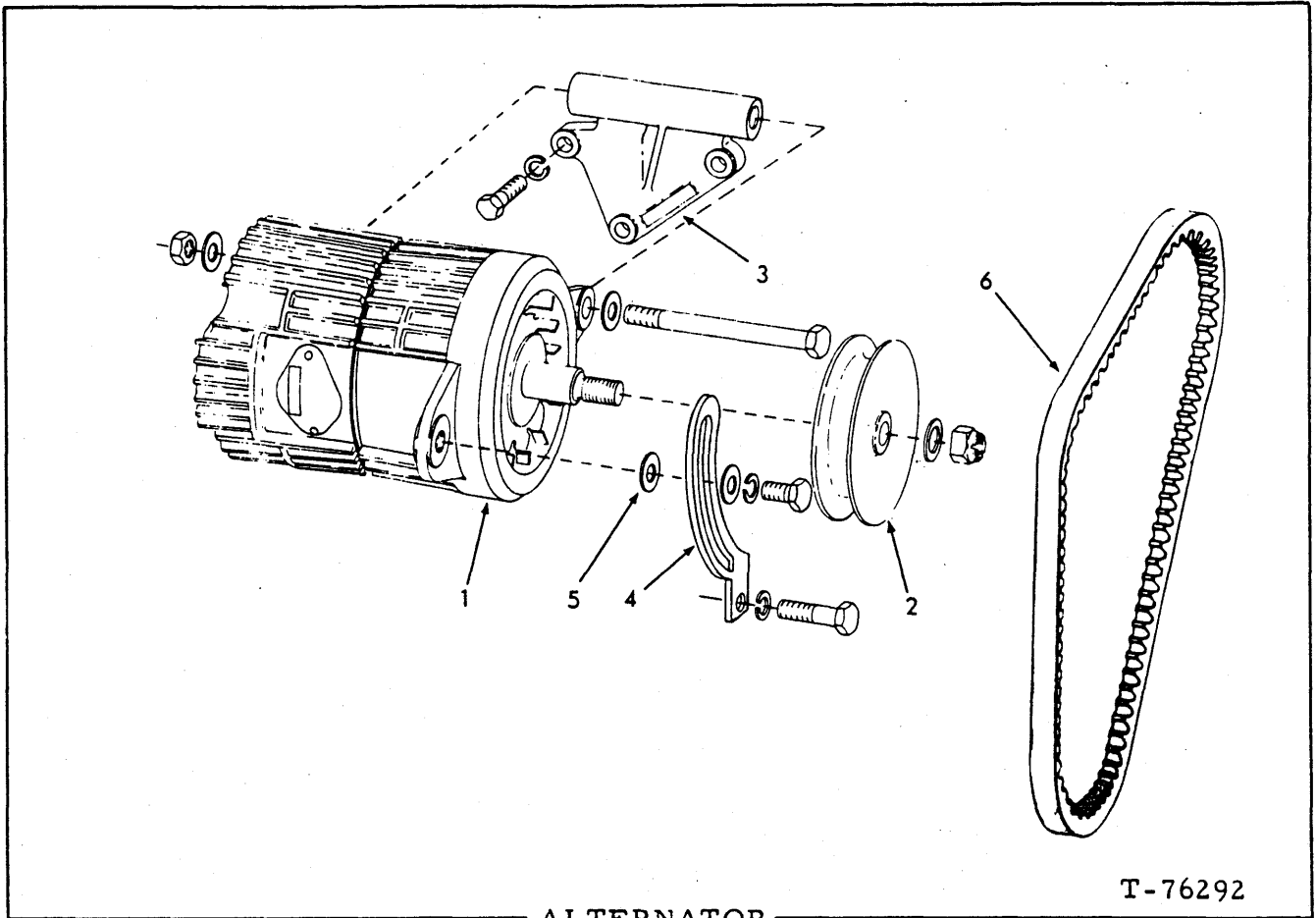
ITEM	PART NO.	QTY.		DESCRIPTION
		*	**	
1	-----	2	2	LIGHT ASSY. (See page 245)
	70910210	2	2	LOCKWASHER, ext-tooth, 1/2"
	70911043	2	2	NUT, 1/2" NF
2	70061528	2	2	BOSS
3	70076140	2	2	BRACKET, mounting
	70928043	2	2	CAPSCREW, 5/8" NC x 3-1/2"
	70927381	2	2	WASHER
	70911029	2	2	NUT, 5/8" NC
4	70670774	2	2	GUARD, flood light
	70927172	8	8	CAPSCREW, 1/2" NC x 1-1/4"
	70928460	8	8	WASHER
5	70678242	2	2	BRACKET, guard mounting
	70922300	2	2	CAPSCREW, 3/8" NC x 3/4"
	70677006	2	2	WASHER
6	70635831	2	2	BLOCK, spacing
	70921068	2	2	CAPSCREW, 3/4" NC x 2-1/4"
	70677012	2	2	WASHER
7	70068367	1	-	CABLE, rear section (9" long)(Units prior to #18478)
	70667147	1	-	CABLE, rear section (11" long)(Units #18478 thru 19357)
8	70208960	1	-	FUSE, cartridge type (1/4" x 1-1/4", 20 amperes)
9	70655438	1	-	CABLE ASSY., front section (114" long. Includes item 8)
10	70091181	1	-	CABLE, light connecting (48" long)
	70695009	-	1	CABLE, light connecting (65" long)
11	70639388	6	3	CLIP, cable
	70927400	1	-	CAPSCREW, 3/8" NC x 5/8"
	70922300	-	2	CAPSCREW, 3/8" NC x 3/4"
	70677006	1	2	WASHER



USAGE: Special equipment (Units with ROPS Cab or Canopy)

ITEM	PART NO.	QTY.	DESCRIPTION
1	-----	2	LIGHT ASSY., (See page 245)
	70911043	2	NUT, 1/2"NF
	70677008	2	WASHER, plain
	70910210	2	LOCKWASHER, external tooth, 1/2"
2	70061528	2	BOSS
3	70076140	2	BRACKET, pivot
	70928043	2	CAPSCREW, 5/8"NC x 3-1/2"
	70912942	2	LOCKWASHER, 5/8"
	70911029	2	NUT, 5/8"NC
4	70691253	1	CABLE, light connecting
5	73059884	16	CLIP, cable supporting (Adhesive backing)

MEMO

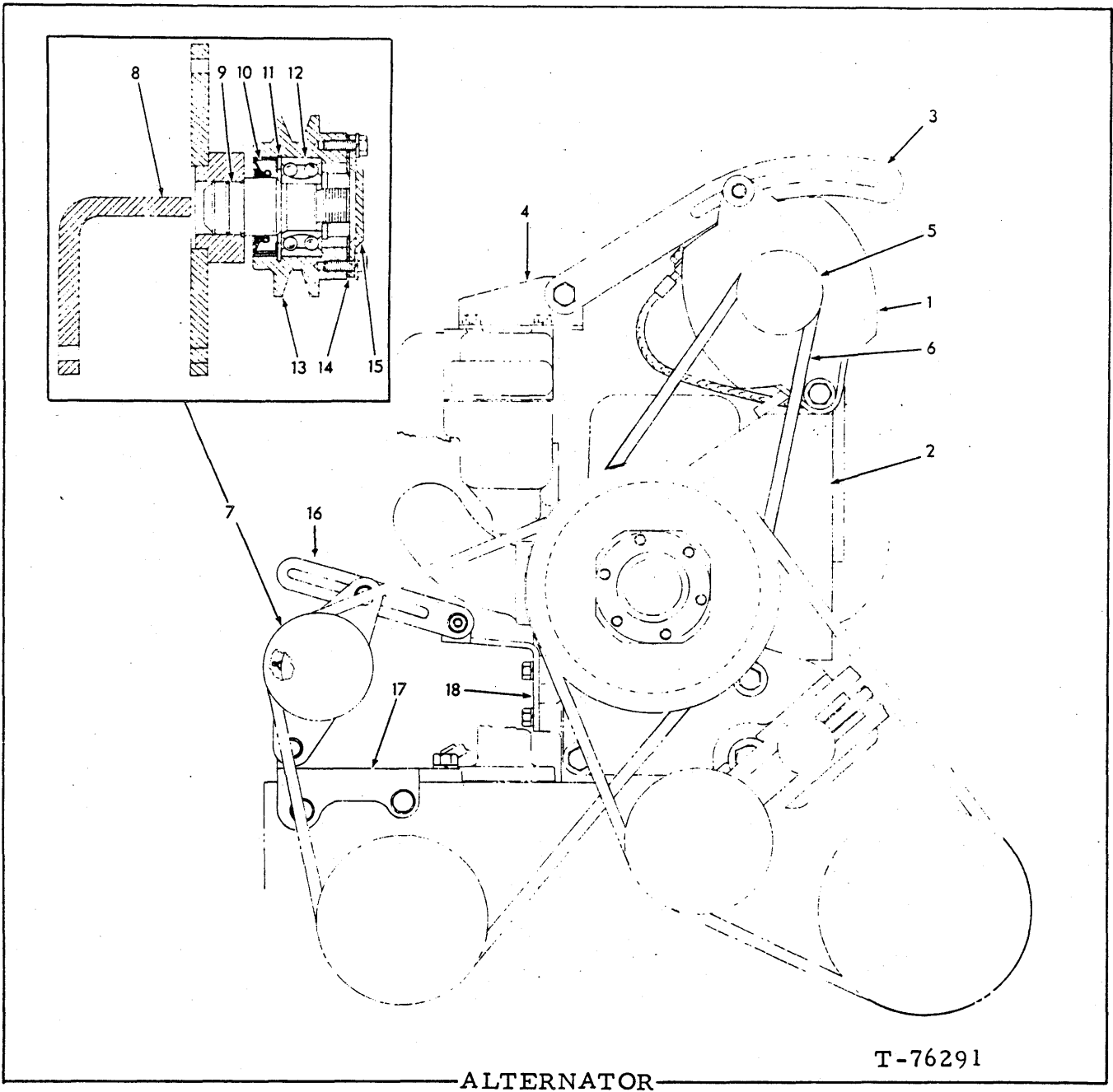


ALTERNATOR

T-76292

USAGE: Standard equipment. 20 amp. capacity.

ITEM	PART NO.	QTY.	DESCRIPTION
1	70660144	1	ALTERNATOR ("Delco-Remy" #11-00062)(Order parts from local service agency)
	70915987	1	CAPSCREW, 1/2"NC x 1-1/2"
	70916313	1	CAPSCREW, 1/2"NC x 1-3/4"
	70904208	2	LOCKWASHER, 1/2"
	70916324	1	CAPSCREW, 1/2"NC x 6"
	74371107	2	WASHER
	70910325	1	NUT, 1/2"NC
2	74359774	1	PULLEY
3	74321109	1	BRACKET, alternator mounting (First replacement prior to engine #11-22334 also order 1 Capscrew 70916324, 2 Washer 74371107 and Nut 70910325)
	70919224	3	CAPSCREW, 3/8"NC x 1-1/8"
	70904206	3	LOCKWASHER, 3/8"
4	74359608	1	BRACKET, belt adjustment
	70916310	1	CAPSCREW, 1/2"NC x 1"
	70915987	1	CAPSCREW, 1/2"NC x 1-1/2"
	70910244	1	WASHER, plain, SAE std., 1/2"
	70904208	2	LOCKWASHER, 1/2"
5	74513803	1	WASHER, spacing
6	74359799	1	BELT, water pump and alternator drive



USAGE: Optional equipment. 50 amp capacity

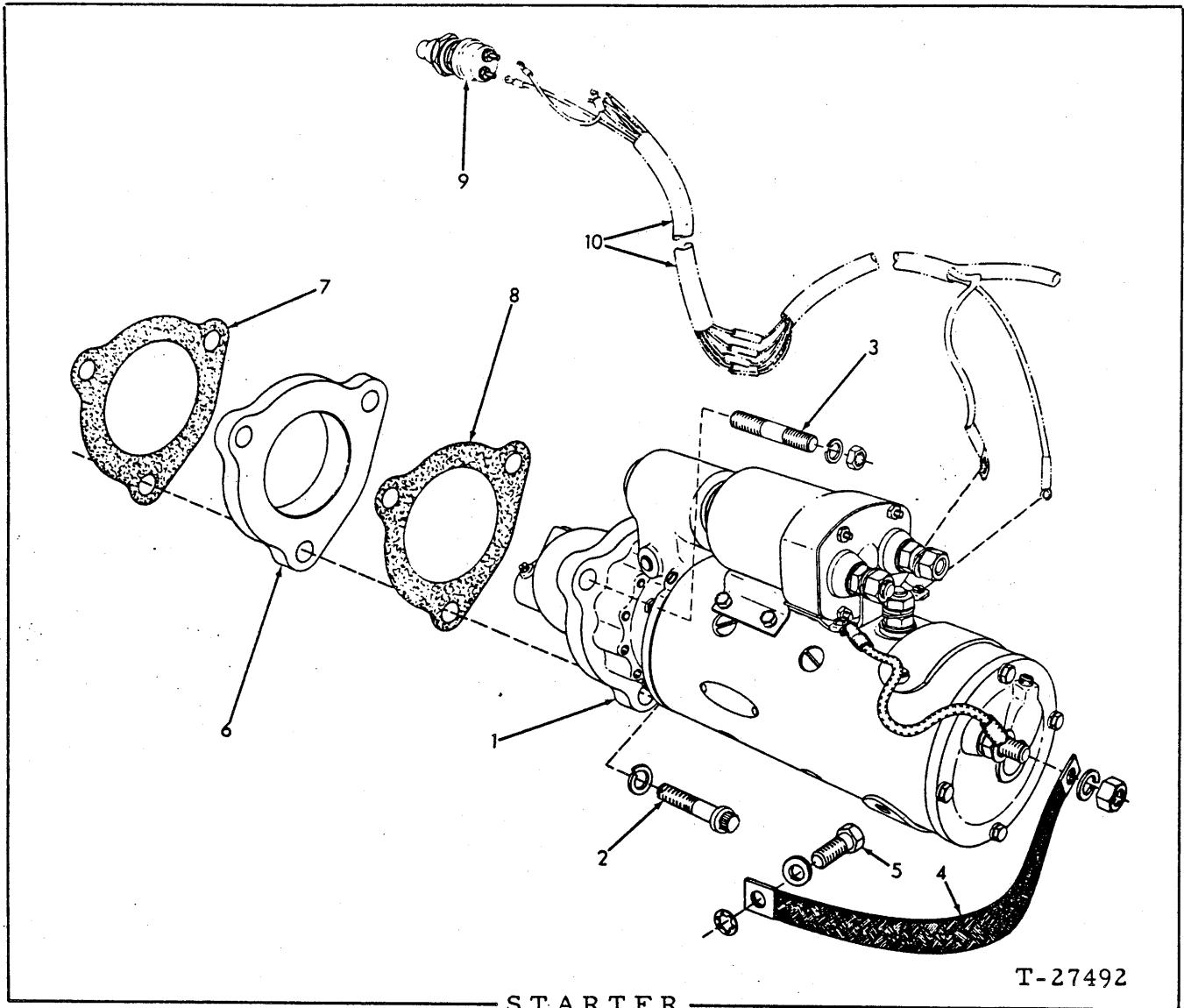
ITEM	PART NO.	QTY.	DESCRIPTION
1	-----	1	ALTERNATOR ("Delco-Remy" #1117236) (First type. Order ALTERNATOR 70699268)
	70699268	1	ALTERNATOR ("Delco-Remy" #1117248) (Second type)
	70920582	1	CAPSCREW, 1/2" NC x 1-1/4"
	70915987	1	CAPSCREW, 1/2" NC x 1-1/2"
	70916313	1	CAPSCREW, 1/2" NC x 1-3/4"
	70904208	2	LOCKWASHER, 1/2"
	70928188	2	WASHER

} Order parts  
from local  
service agency

(Continued)

ALTERNATOR (Continued)

ITEM	PART NO.	QTY.	DESCRIPTION
2	70668640	1	BRACKET
	70927531	4	CAPSCREW, 7/16"NC x 2"
	70904207	4	LOCKWASHER, 7/16"NC
3	70667224	1	STRAP
	70920585	1	CAPSCREW, 1/2"NC x 1-1/2"
	70677008	2	WASHER
	70911028	1	NUT, 1/2"NC
4	70668645	1	ANGLE
5	70678709	1	PULLEY
6	74338863	1	BELT
7	74338795	1	IDLER ASSY. (Includes items 8 thru 15)
	70921566	1	CAPSCREW, 5/16"NC x 1"
	70922843	1	CAPSCREW, 5/16"NC x 1-1/4"
	70677005	3	WASHER
	70911025	1	NUT, 5/16"NC
8	74338796	1	BRACKET ASSY. (Includes item 9)
	70914465	1	FITTING, lubricating, straight, 1/8"NPT
9	-----	1	SHAFT (Order item #8)
	70910819	1	WASHER
	70917626	1	NUT, 3/4"NF
10	74254670	1	SEAL
11	74254100	1	RING
12	74255031	1	BEARING
13	74387294	1	PULLEY
14	74347752	1	GASKET
15	74347751	1	COVER
	70905656	4	CAPSCREW, 1/4"NC x 5/8"
	70904204	4	LOCKWASHER, 1/4
16	70668646	1	STRAP
	70922843	1	CAPSCREW, 5/16"NC x 1-1/4"
	70677005	2	WASHER
	70911025	1	NUT, 5/16"NC
17	70668638	1	BRACKET
	70921175	1	CAPSCREW, 1/2"NC x 1"
	70920582	2	CAPSCREW, 1/2"NC x 1-1/4"
	70928460	3	WASHER
18	74321107	1	BRACKET
	70922763	2	CAPSCREW, 3/8"NC x 1"
	70677006	2	WASHER



ITEM	PART NO.	QTY.	DESCRIPTION
1	-----	1	MOTOR, starting (Delco-Remy No. 1113900)(Order MOTOR 73117237)(Original equipment)
	73117237	1	MOTOR, starting (Delco-Remy No. 1113898) (Service replacement)
2	70926775	2	CAPSCREW, Nylok, 5/8"NC x 2-1/2"
3	70648262	1	STUD, Nylok, 5/8"NF x 3-1/8"
	70911044	1	NUT, 5/8"NF
	70927381	3	WASHER
4	70623545	1	STRAP, starter to ground
5	70927172	1	CAPSCREW, 1/2"NC x 1-1/4"
	70928460	1	WASHER
	70906961	1	LOCKWASHER, int-tooth, 1/2"
6	70621278	1	ADAPTER, starting motor

(Continued)

(Revised March 1980)

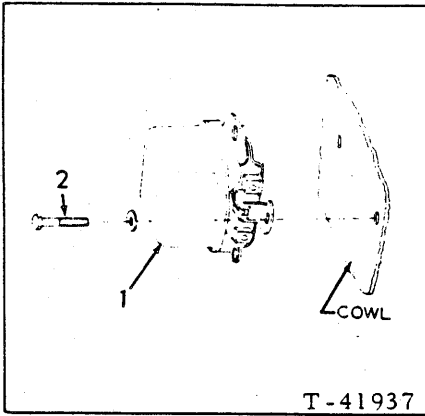


STARTER (Continued)

ITEM	PART NO.	QTY.	DESCRIPTION
7	70620420	1	GASKET, starting motor adapter
8	70620366	1	GASKET, starting motor
9	70240962	1	SWITCH ASSY., push button (Includes mounting nut)
10	-----	1	WIRING HARNESS (See LIGHTS AND WIRING)

REGULATOR

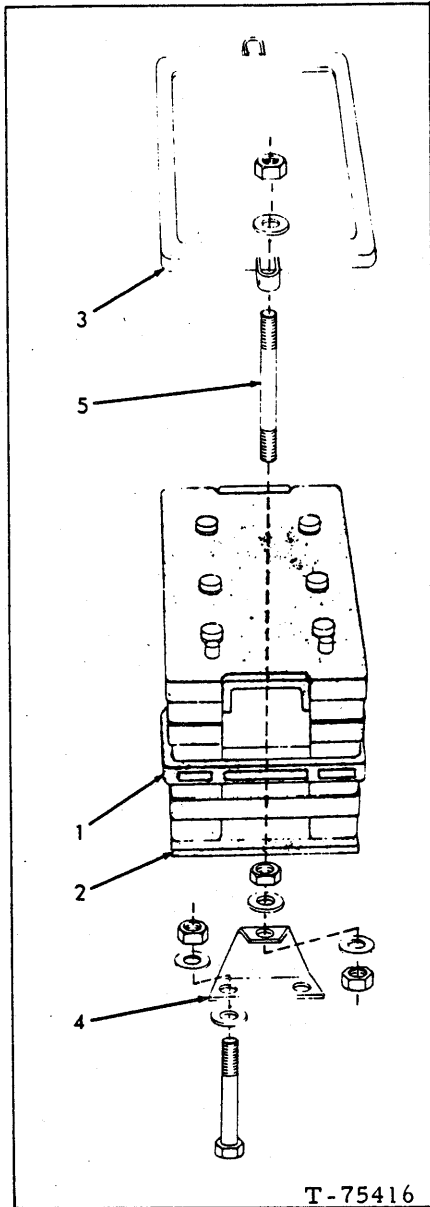
USAGE: Units with 20 amp. alternator only.



ITEM	PART NO.	QTY.	DESCRIPTION
1	70650944	1	REGULATOR, voltage and current
2	70927541	2	CAPSCREW, 1/4" NC x 3/4"
	70677004	2	WASHER

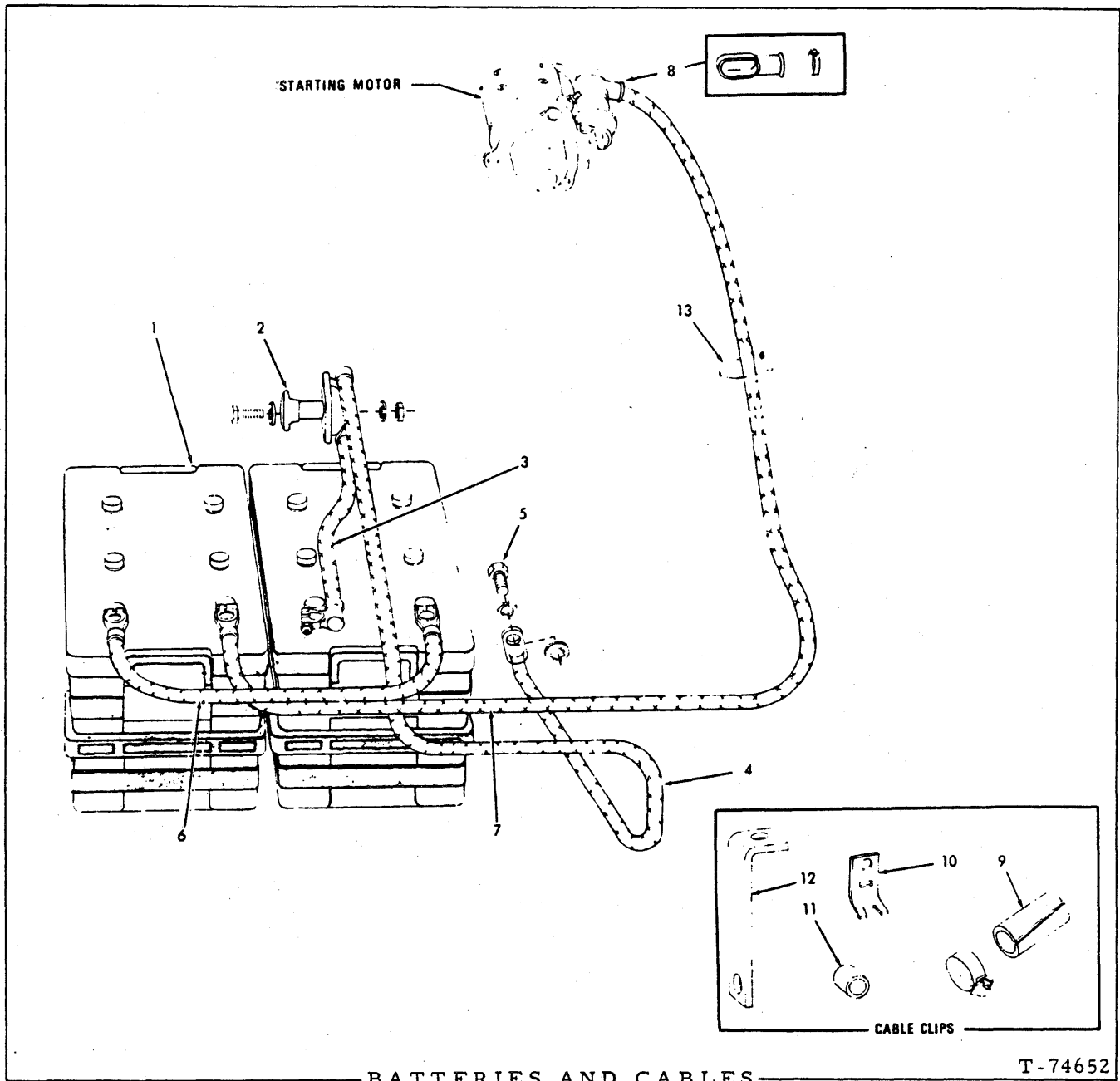
NOTE: Procure regulator service from local service agency.

### BATTERY MOUNTING



ITEM	PART NO.	QTY.	DESCRIPTION
1	-----	2	BATTERY (See BATTERIES and CABLES)
2	70085680	2	PAD, battery bottom
3	70662760	2	HOLD-DOWN, battery
4	70662745	2	BRACKET, hold-down stud
	70927542	4	CAPSCREW, 1/2"NC x 5-1/2"
	70677008	4	WASHER,
	70928460	4	WASHER
	70911028	4	NUT, 1/2"NC
5	70619814	4	STUD, hold-down
	70677008	8	WASHER,
	70928460	8	WASHER
	70911043	12	NUT, 1/2"NF

T-75416



BATTERIES AND CABLES

T-74652

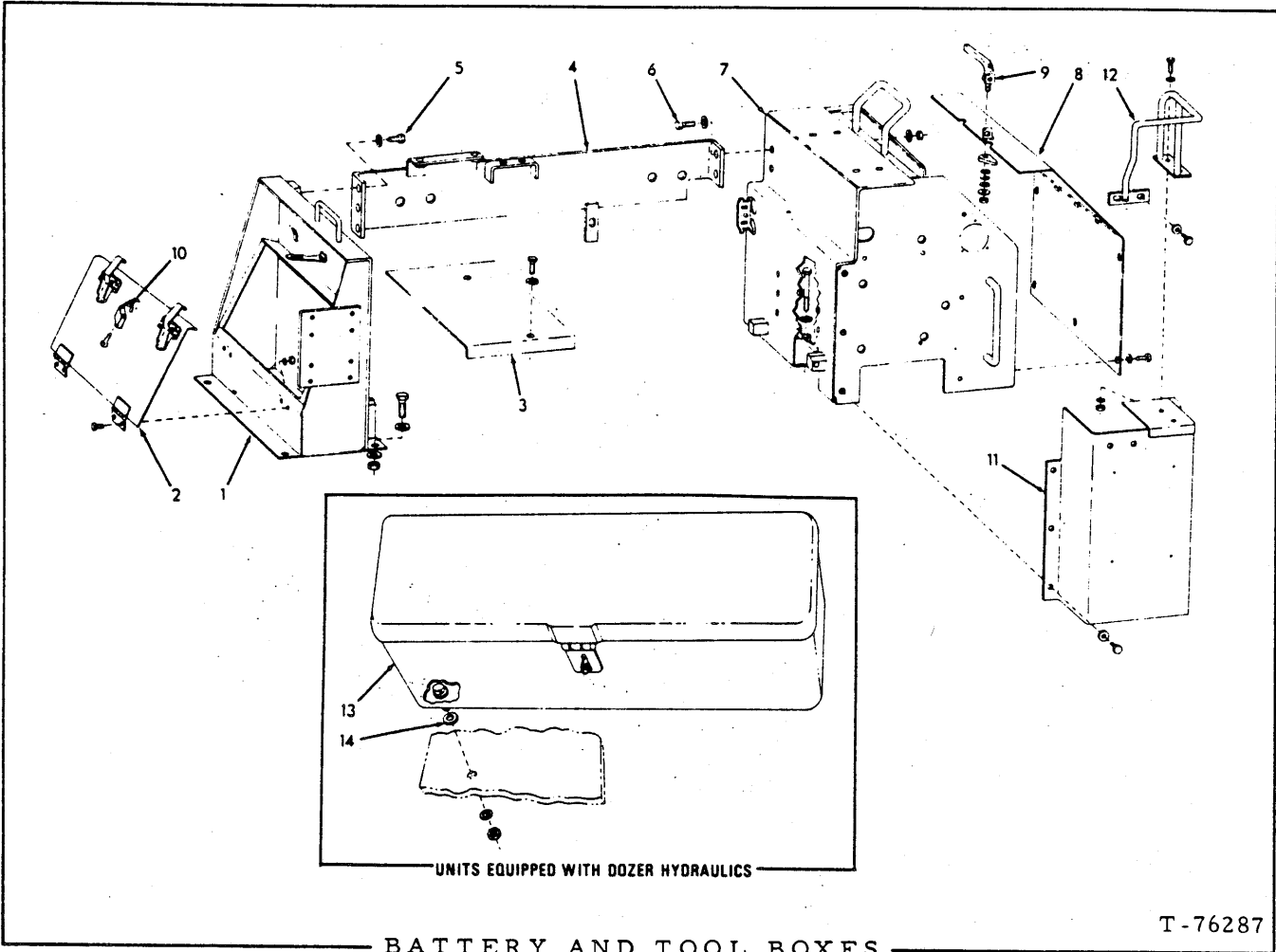
ITEM	PART NO.	QTY.	DESCRIPTION
1	70695471	2	BATTERY, storage, 12 volts, dry-charged (Each requires 14 qts. electrolyte)
1A	70243526	1	ELECTROLYTE ("Z" pack - 6.1 quarts)
	70243527	1	ELECTROLYTE ("F" pack - 5 gallons)
1B	70243528	1	HOSE, electrolyte dispensing (For use with 5-gallon pack)

Not illustrated

(Continued)

BATTERIES AND CABLES (Continued)

ITEM	PART NO.	QTY.	DESCRIPTION
2	70096908	1	SWITCH ASSY., master (Serviced only as a unit)
	70927541	2	CAPSCREW, 1/4"NC x 3/4"
	70910285	2	LOCKWASHER, 1/4"
	70911024	2	NUT, 1/4"NC
3	70662841	1	CABLE, battery to master switch (13" long)
4	70674479	1	CABLE, master switch to ground (61" long)
	70923276	1	CAPSCREW, 3/8"NF x 7/8"
	70930370	1	LOCKWASHER, 3/8"
	70906960	1	LOCKWASHER, internal teeth, 3/8"
6	70662844	1	CABLE, battery connecting (19" long)
7	70660215	1	CABLE, battery to starter (114-1/2" long)
8	70076572	1	BOOT, protecting, starter terminal
	70921912	1	CLAMP, hose, 1-1/16" to 2" diam.
9	70093752	8	BOOT, cable protecting
	70921912	8	CLAMP, hose, 1-1/16" to 2" diam.
10	70633653	6	CLIP, cable supporting
	70922763	4	CAPSCREW, 3/8"NC x 1"
	70921565	1	CAPSCREW, 3/8"NC x 1-1/2"
	70920995	1	CAPSCREW, 3/8"NC x 2"
	70930370	6	WASHER
	70911026	1	NUT, 3/8"NC
11	70083847	1	SPACER, clip
12	70637658	1	ANGLE, clip supporting
13	70198775	1	STRAP

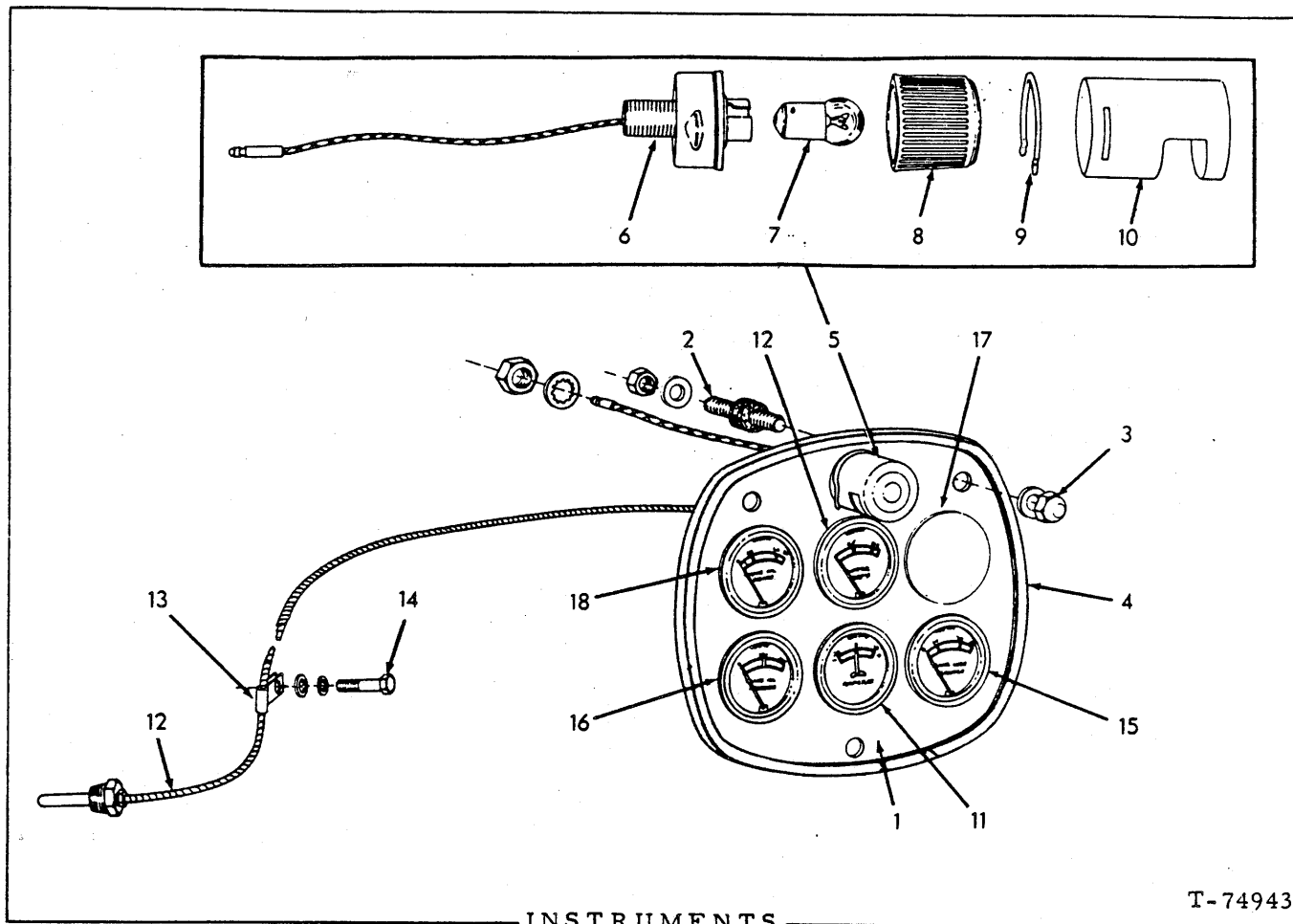


BATTERY AND TOOL BOXES

T-76287

BATTERY AND TOOL BOXES

ITEM	PART NO.	QTY.	DESCRIPTION
1	70672205	1	BOX, tool (Not used on unit equipped with dozer)
	70922743	4	CAPSCREW, 3/4"NC x 2" } 2 less used on units
	70677012	8	WASHER, plain } equipped with dozer
	70911030	4	NUT, 3/4"NC
2	70643369	1	COVER, tool box
	70922300	4	CAPSCREW, 3/8"NC x 3/4" } Not used on units
	70910287	4	LOCKWASHER, 3/8" } equipped with dozer
	70911026	4	NUT, 3/8"NC
3	70672349	1	PLATE (Not used on units equipped with dozer)
	70920582	2	CAPSCREW, 1/2"NC x 1-1/4"
	70677008	2	WASHER, plain
4	70672541	1	SUPPORT, cross
	70920583	3	CAPSCREW, 1/2"NC x 1-1/2"
	70921403	2	CAPSCREW, 5/8"NC x 1"
	70677010	4	WASHER, plain
	70911029	2	NUT, 5/8"NC
	70682358	3	WASHER, plain
7	70658134	1	BOX, battery
	70921567	3	CAPSCREW, 1/2"NC x 4"
	70677008	3	WASHER, plain
8	70685919	1	COVER, battery box
	70922763	5	CAPSCREW, 3/8"NC x 1"
	70677006	5	WASHER, plain
9	70650901	1	LOCK ASSY., battery box cover (Serviced only as a unit)
	70911115	2	WASHER, plain
10	70928052	1	PADLOCK (Includes key)
11	70671911	1	COVER, speed control linkage
	70922763	6	CAPSCREW, 3/8"NC x 1"
	70677006	6	WASHER, plain
12	70671922	1	GUARD, speed shift lever
	70921076	4	CAPSCREW, 3/8"NC x 1-1/4"
	70677006	6	WASHER, plain
	70911026	2	NUT, 3/8"NC
13	70604943	1	BOX, tool (Mounts on left rear fender)
	70921076	4	CAPSCREW, 3/8"NC x 1-1/4" } For units
	70929156	12	WASHER, plain } equipped
14	70630753	4	WASHER, plain (For spacing)
	70911026	4	NUT, 3/8"NC } with dozer



INSTRUMENTS

T-74943

USAGE: Tractors prior to S/N 25L18179

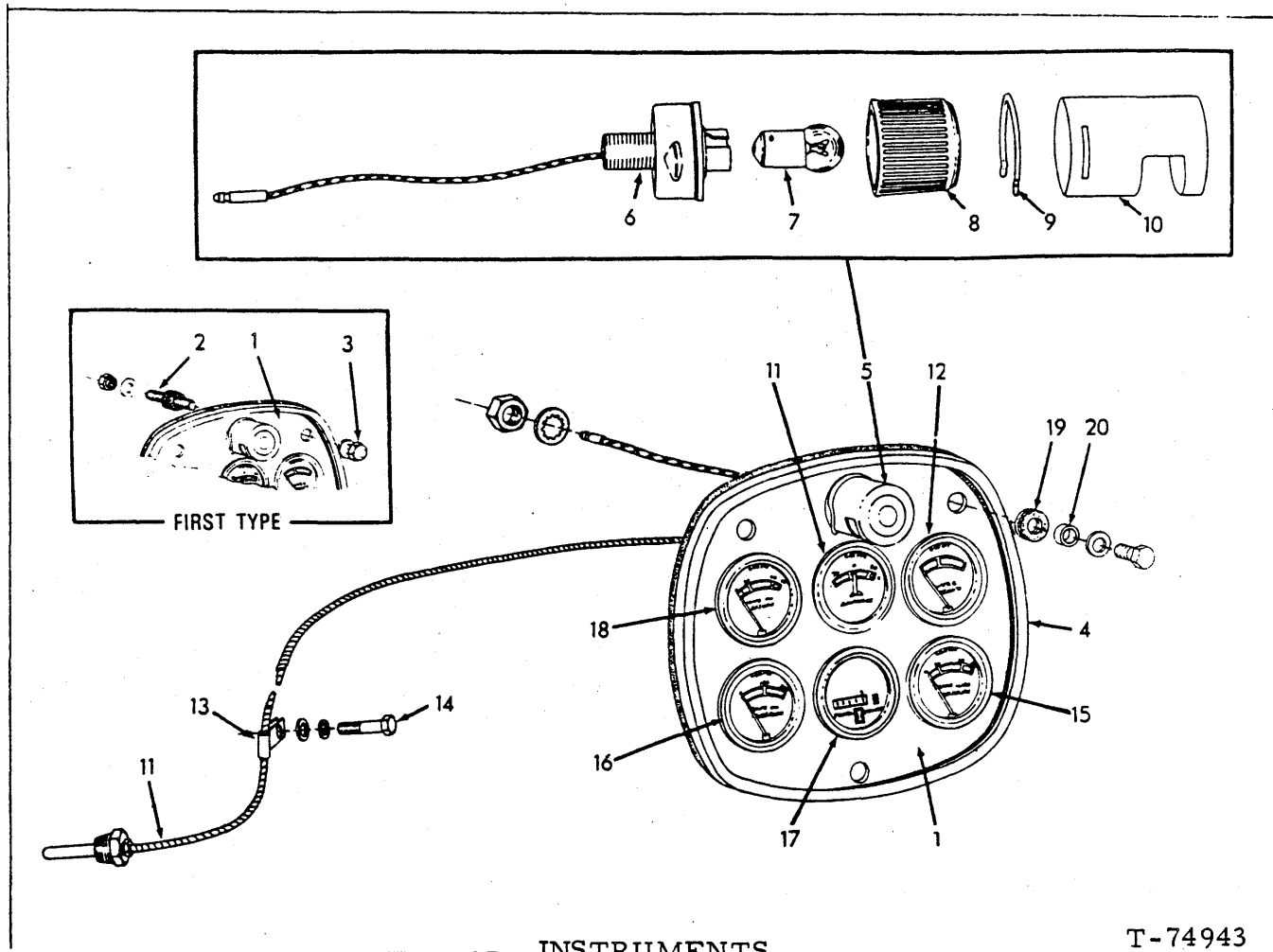
ITEM	PART NO.	QTY.	DESCRIPTION
1	70686358	1	PLATE, instrument mounting (If for first replacement prior to unit #17443 also order 1 SEAL 70686516 and 3 WASHER 70930728)
2	70642746	3	CUSHION, instrument mounting plate
	70930370	3	WASHER, plain
	70911041	3	NUT, 3/8"NF
3	70930404	3	NUT, instrument mounting plate
	70930728	3	WASHER, plain
4	70656923	1	SEAL, weather, instrument mounting plate (Tractors prior to unit #17443)
	70686516	1	SEAL, weather, instrument mounting plate (Tractor unit #17443 and up)
5	70693635	1	LIGHT ASSY., instrument panel (Consists of items 6 thru 10)
	70911049	1	NUT, jam, 5/8"NF
	70910334	1	LOCKWASHER, int-tooth, 5/8"
6	-----	1	BASE ASSY., (Not serviced separately)

(Continued)



INSTRUMENTS (Continued)

ITEM	PART NO.	QTY.	DESCRIPTION
7	70074452	1	BULB, single contact, 6C.P., 24 volts
	73115057	1	BULB, single contact 3 C.P. 24 volts
8	70095267	1	LENS, clear
	73115058	1	LENS, blue
9	70095265	1	SPRING, retaining, instrument light cover
10	70659002	1	COVER, instrument light
11	70658348	1	AMMETER (30 amp.)(Includes mounting clamp) (Standard)(Tractors prior to unit #19328)
	70695983	1	AMMETER (30 amp.)(Includes mounting clamp) (Standard)(Tractor #19328 and up)
	70658534	1	AMMETER (80 amp.)(Includes mounting clamp) (Special equipment)
12	70658397	1	GAUGE, engine temperature (Includes mounting clamp)(Tractors prior to unit #19328)
	70695982	1	GAUGE, engine temperature (Includes mounting clamp)(Tractors #19328 and up)
13	70639388	1	CLIP, temperature gauge tube
14	70927541	1	CAPSCREW, 1/4"NC x 3/4"
	70677004	1	WASHER
15	-----	1	GAUGE, transmission lube oil pressure (See page 269)
16	-----	1	GAUGE, transmission hydraulic pressure (See page 270)
17	-----	1	GAUGE, fuel pressure (Tractors prior to unit #17301)(See page 271)
	70921193	1	PLUG, button, 2-3/32" hole diam. (Tractor unit #17301 and up)
18	-----	1	GAUGE, engine oil pressure (See page 268)



INSTRUMENTS

T-74943

USAGE: Tractors serial No. 25L18179 and up

ITEM	PART NO.	QTY.	DESCRIPTION
1	70690489	1	PLATE (Tractors prior to unit #19226)
	70695839	1	PLATE (Tractors unit #19226 and up)
2	70642746	3	CUSHION, instrument mounting plate
	70930370	3	WASHER
	70911041	3	NUT, 3/8" NF
3	70930404	3	NUT, instrument mounting plate
	70930728	3	WASHER
4	70692562	1	SEAL, weather, instrument mounting plate
5	70658641	1	LIGHT ASSY., instrument panel (Consists of items 6 thru 10)
	70911049	1	NUT, jam, 5/8" NF
	70910334	1	LOCKWASHER, int -tooth, 5/8"
6	-----	1	BASE ASSY. (Not serviced separately)
7	70074452	1	BULB, single contact, 6 C. P., 24 volts
	73115057	1	BULB, single contact, 3 C. P., 24 volts
8	70095267	1	LENS, clear
	73115058	1	LENS, blue
9	70095265	1	SPRING, retaining, instrument light cover

Tractors prior to unit #19226

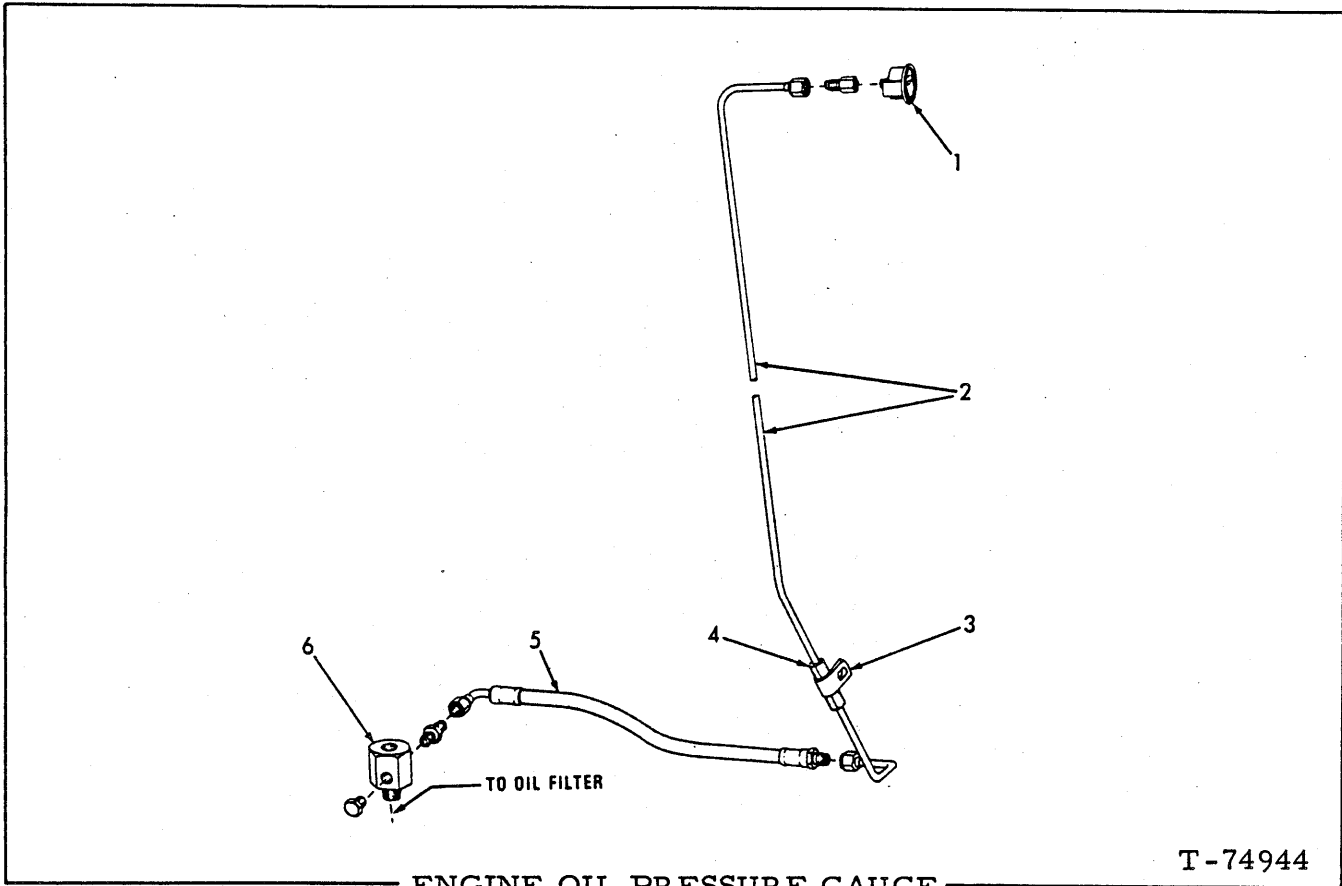
(Continued)

(Revised September 1978)

INSTRUMENTS (Continued)

ITEM	PART NO.	QTY.	DESCRIPTION
10	70659002	1	COVER, instrument light
11	70658348	1	AMMETER (30 amp. Includes mounting clamp) (Standard)(Tractors prior to unit #19328)
	70695983	1	AMMETER (30 amp. Includes mounting clamp) (Standard)(Tractor unit #19328 and up)
	70658534	1	AMMETER (80 amp. Includes mounting clamp) (Special equipment)
12	70658397	1	GAUGE, engine temperature (Includes mounting clamp)(Tractors prior to unit #19328)
	70695982	1	GAUGE, engine temperature (Includes mounting clamp) (Tractor unit #19328 and up)
13	70639388	1	CLIP, temperature gauge tube
14	70927541	1	CAPSCREW, 1/4"NC x 3/4"
	70677004	1	WASHER
15	-----	1	GAUGE, transmission lubricating oil pressure (See page 269)
16	-----	1	GAUGE, transmission hydraulic pressure (See page 270)
17	-----	1	HOUR METER (See page 273)
18	-----	1	GAUGE, engine oil pressure (See page 268)
19	70913233	3	GROMMET
20	70698697	3	SPACER
	70930736	3	CAPSCREW, 1/4"NC x 3/4" (Stainless)
	70930735	3	WASHER

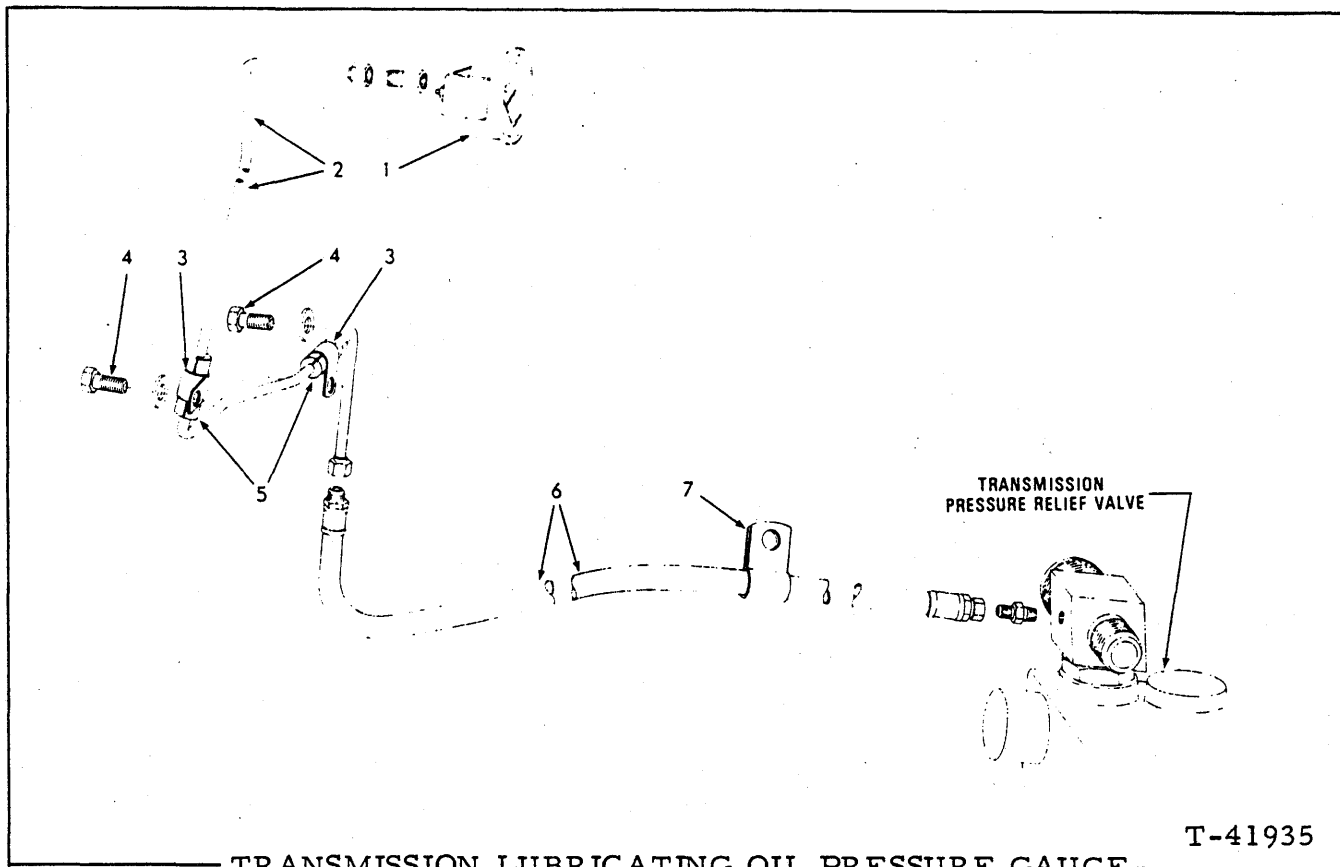
} Tractors unit  
#19226 and up



ENGINE OIL PRESSURE GAUGE

T-74944

ITEM	PART NO.	QTY.	DESCRIPTION
1	70658293	1	GAUGE (Includes mounting clamp)(Tractors prior to unit #19328)
	70691745	1	GAUGE (Includes mounting clamp)(Tractor unit #19328 and up)
2	70678567	1	TUBE ASSY. (Includes nuts)
	70919174	1	CONNECTOR, flare type, 1/4" tube, 1/8" NPT female
3	70047381	1	CLIP, tube supporting
4	70093972	1	BOOT, tube protecting (rubber)
5	70659895	1	HOSE (See HOSE PARTS)
	70919140	1	CONNECTOR, flare type, 1/4" tube, 1/4" NPT male
6	74339606	1	ADAPTOR, oil pressure gauge line
	70919840	1	PLUG, pipe, hex-hd., 1/4" NPT (Used on units equipped with 50 amp. ALTERNATOR)

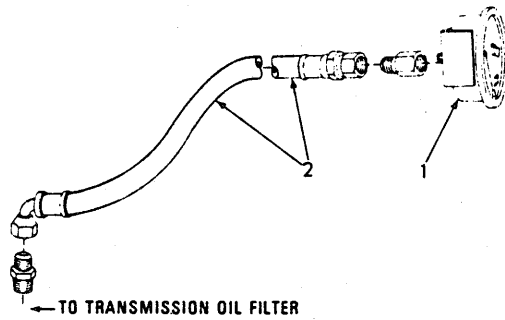


T-41935

**TRANSMISSION LUBRICATING OIL PRESSURE GAUGE**

**USAGE:** Standard equipment on tractors prior to S/N 25L19578; Special equipment thereafter.

ITEM	PART NO.	QTY.	DESCRIPTION
1	70676409	1	GAUGE (Includes mounting clamp)(Tractors prior to unit #19328)
	70695985	1	GAUGE (Includes mounting clamp)(Tractors #19328 and up)
2	70678714	1	TUBE ASSY. (Includes nuts)
	70919174	1	CONNECTOR, flare type, 1/4" tube, 1/8" NPT female
3	70047381	2	CLIP, tube supporting
4	70922300	2	CAPSCREW, 3/8" NC x 3/4"
	70677006	2	WASHER
5	70093972	2	BOOT, tube protecting (rubber)
6	70664687	1	HOSE (See HOSE PARTS)
	70919171	1	CONNECTOR, flare type, 1/4" tube, 1/8" NPT male
7	70644006	1	CLIP, hose supporting (1/2" bolt-hole)

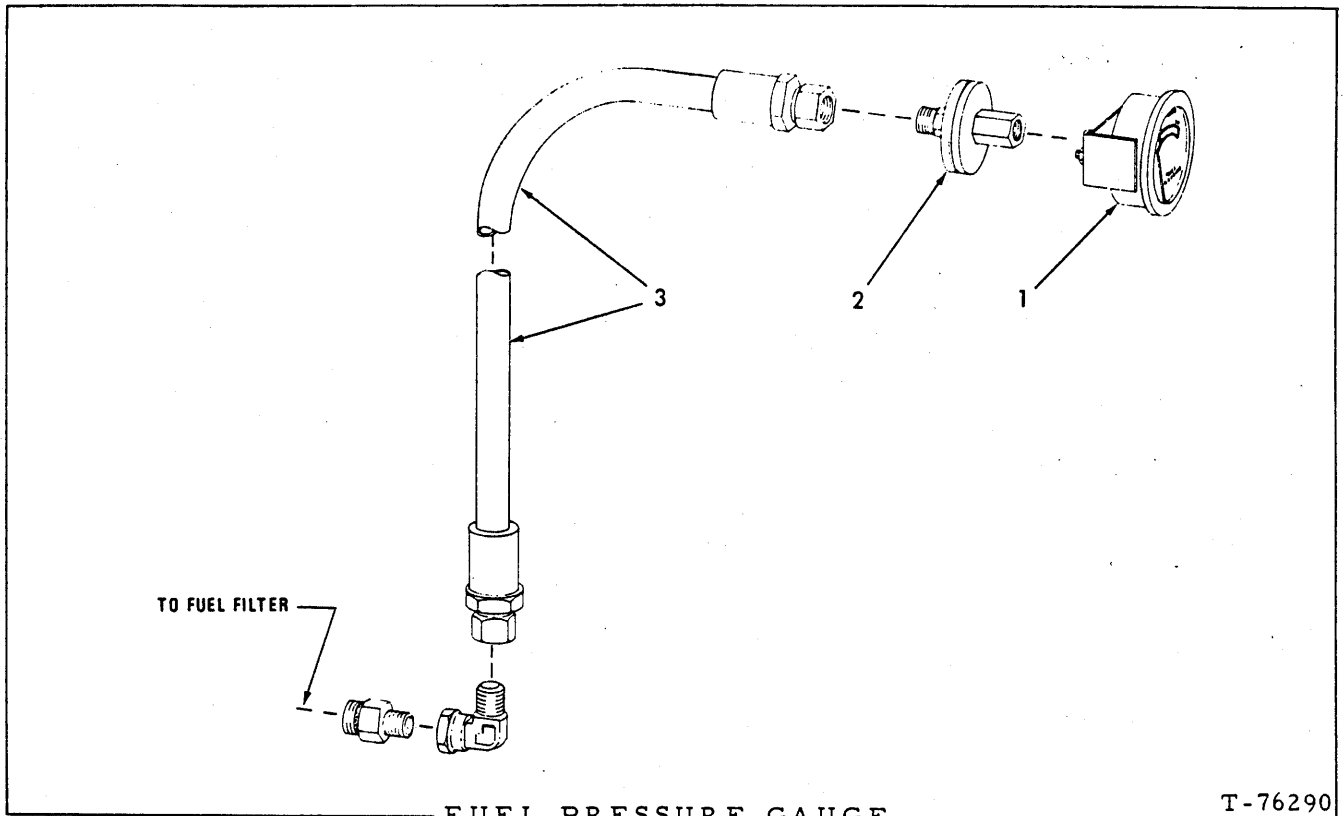


T-76289

TRANSMISSION HYDRAULIC PRESSURE GAUGE

ITEM	PART NO.	QTY.	DESCRIPTION
1	70676408	1	GAUGE (Tractors prior to unit #19328)
	70695987	1	GAUGE (Tractor unit #19328 and up)
2	70678291	1	HOSE (See HOSE PARTS)
	70919174	1	CONNECTOR, flare type, 1/4" tube, 1/8" NPT female
	70919140	1	CONNECTOR, flare type, 1/4" tube, 1/4" NPT male

} Each includes mounting clamp

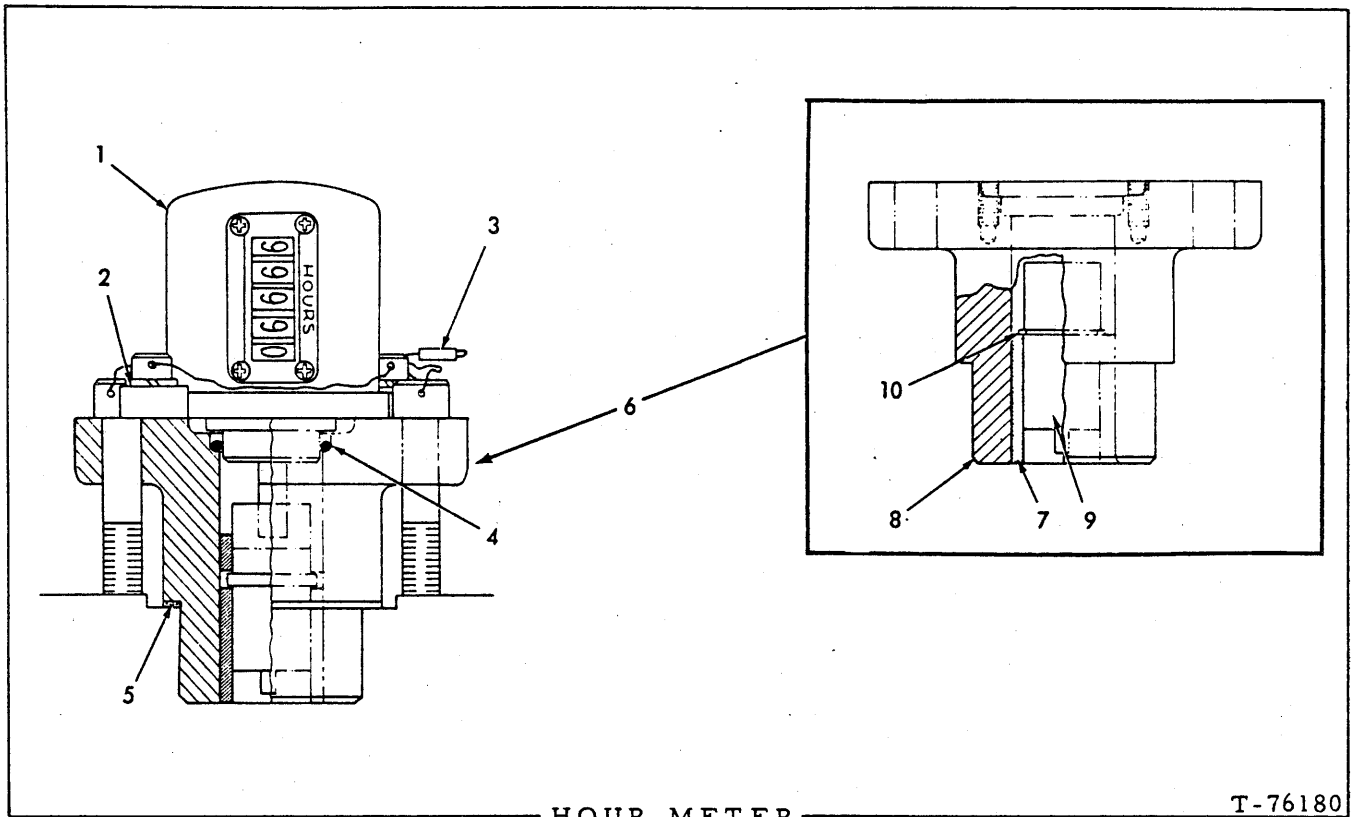


FUEL PRESSURE GAUGE

T-76290

USAGE: Tractors prior to serial No. 25L17301

ITEM	PART NO.	QTY.	DESCRIPTION
1	70658349	1	GAUGE (Includes mounting clamp)
2	70088534	1	RESTRICTOR
3	70644880	1	HOSE (See HOSE PARTS)
	70926292	1	CONNECTOR, flare type, 1/4" tube, 9/16" straight thd. (Includes O-RING)
	70924044	1	ELBOW, adjustable, 90°, 1/4" tube, 7/16" straight thd.
	70921885	1	O-RING



HOUR METER  
(Mechanical)

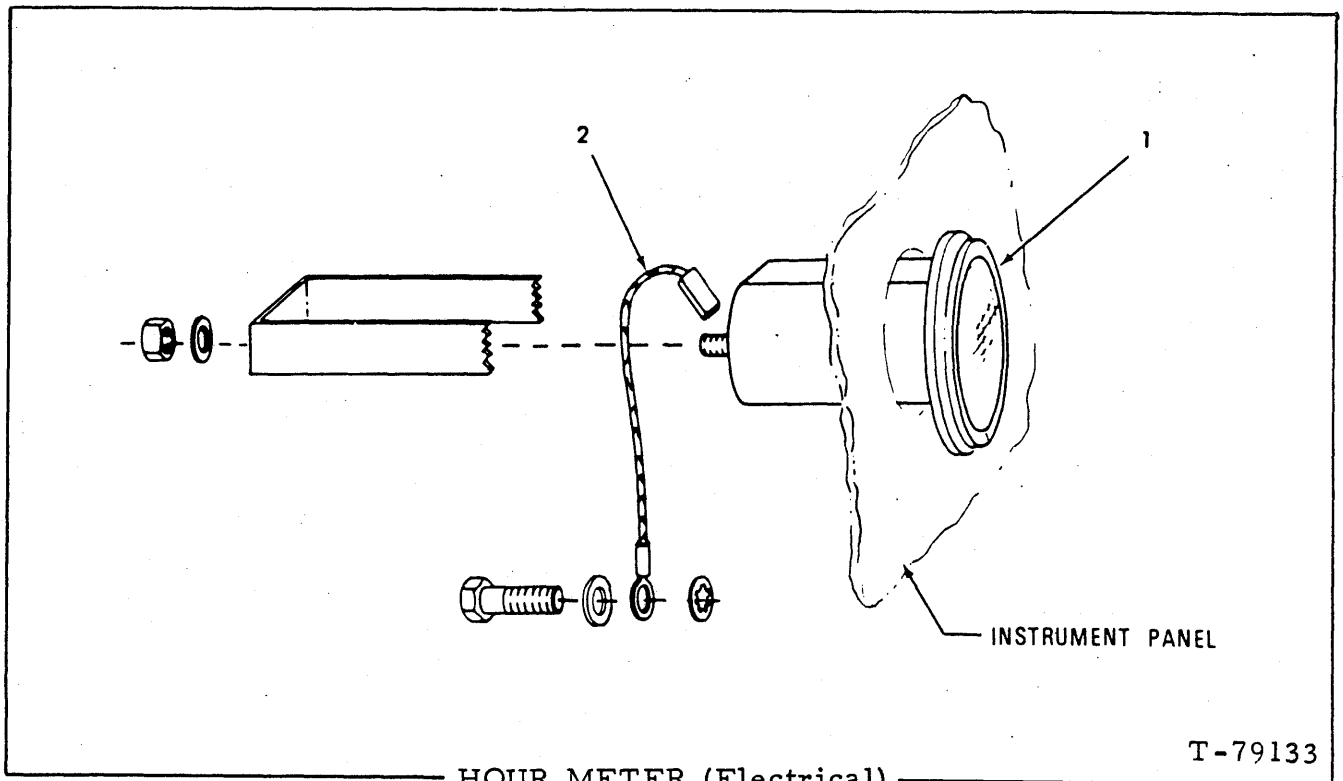
T-76180

USAGE: Engines prior to serial No. 11-22949

ITEM PART NO. QTY. DESCRIPTION

1	74359290	1	METER, hour (Serviced only as a unit)
2	74359293	2	CLAMP, meter retaining
	74027687	2	SCREW, hex-socket-hd., 1/4"NF x 7/8"
	70904204	2	LOCKWASHER, 1/4"
3	74355843	1	SEAL, anti-tampering
4	70923934	1	O-RING, meter mounting
5	74253773	1	GASKET, adapter housing
6	74359311	1	ADAPTER ASSY. (Consists of items 7 thru 10)
	74359231	2	SCREW, hex-socket hd., 3/8"NC x 2-1/4"
7	74255962	1	BUSHING, adapter housing, lower
8	-----	1	HOUSING, adapter (Not serviced separately)
9	74359269	1	SHAFT, coupling
10	74255961	1	RING, retaining



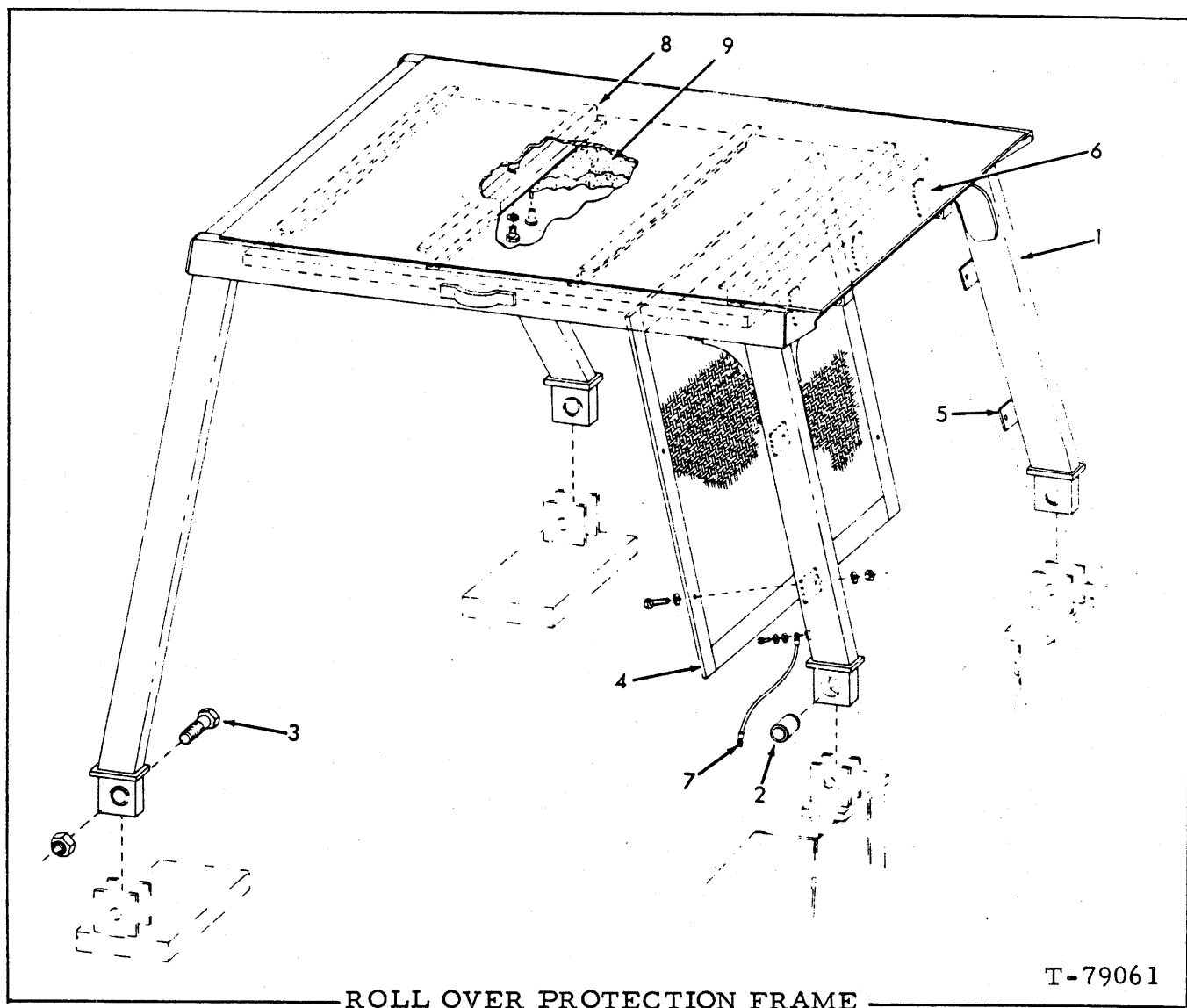


— HOUR METER (Electrical) —

USAGE: Tractor serial No. 25L18179 and up

ITEM PART NO. QTY. DESCRIPTION

1	70688997	1	METER, hour (Includes mounting clamp)(Tractors prior to unit #19321)
	70699126	1	METER, hour (Includes mounting clamp)(Tractor unit #19321 and up)
2	70675306	1	CABLE, ground (Tractors prior to unit #19358)
	70922300	1	CAPSCREW, 3/8" NC x 3/4"
	70911115	1	WASHER
	70906960	1	LOCKWASHER, internal tooth, 3/8"



ROLL OVER PROTECTION FRAME

T-79061

USAGE: Special equipment prior to January 1977, standard equipment thereafter

ITEM	PART NO.	QTY.	DESCRIPTION
1	70684987	1	FRAME ASSY. (Includes item 2)
2	70685147	4	BUSHING
3	70921241	4	CAPSCREW, 1" NC x 6"
	70912845	4	NUT, elastic stop, 1" NC
4	70685584	1	SCREEN
	70921556	7	CAPSCREW, 1/2" NC x 2"
	70677008	14	WASHER
	70911028	7	NUT, 1/2" NC
5	70686446	4	BAR, screen-mounting
6	70685768	3	BAR, screen-mounting
7	70093176	1	CABLE, ground
	70922300	2	CAPSCREW, 3/8" NC x 3/4"
	70677006	2	WASHER
	70906960	2	LOCKWASHER, internal tooth, 3/8"

} Requires welding to install

(Continued)

(Revised July 1977)

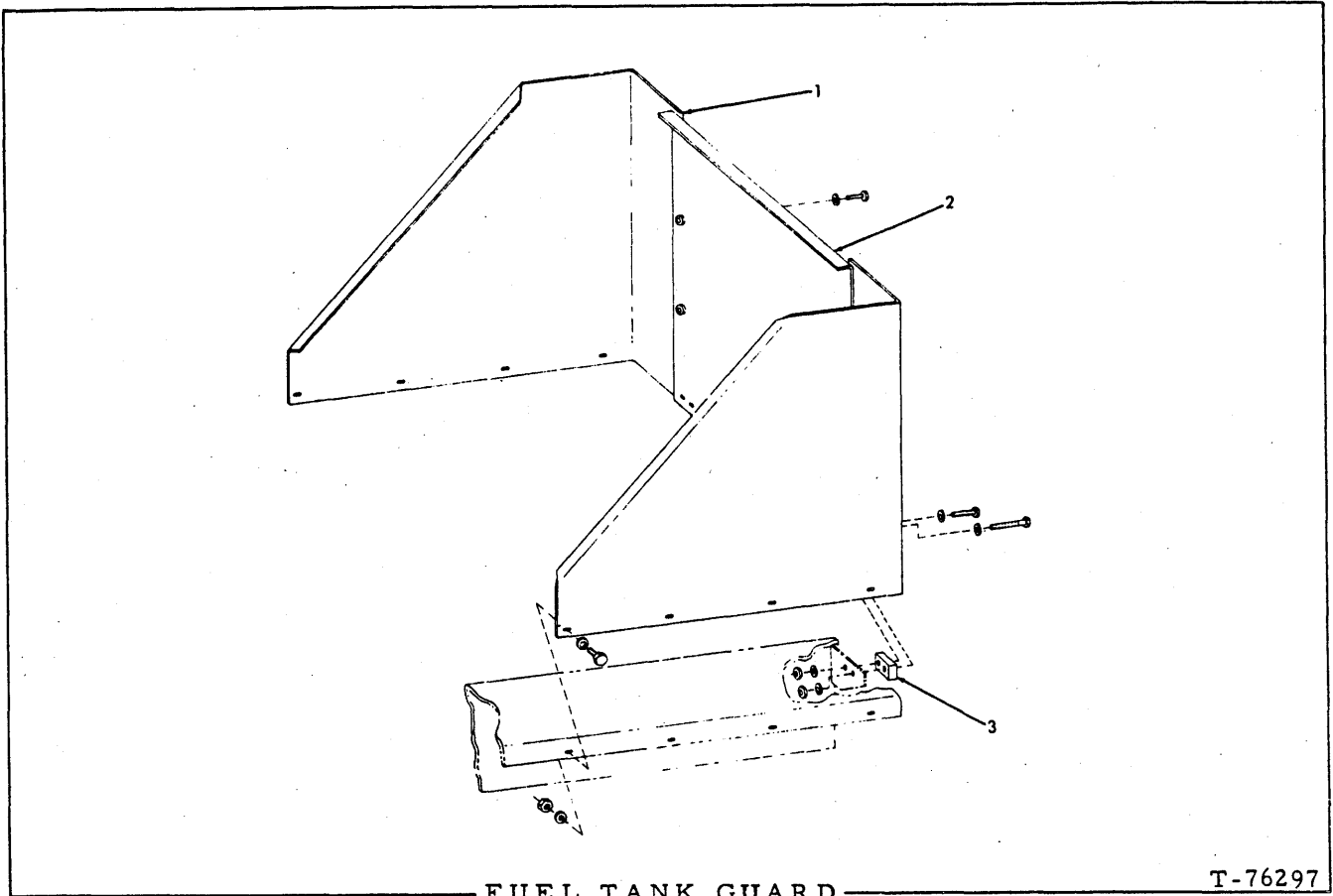
ROLL OVER PROTECTION FRAME (Continued)

ITEM	PART NO.	QTY.	DESCRIPTION
8	70698436	4	CHANNEL
	70922300	12	CAPSCREW, 3/8"NC x 3/4"
	70677006	12	WASHER
	70647418	12	NUT (requires welding)
9	70698442	1	INSULATOR
	73064776	16	FASTENER
10	70698446	1	HEADLINER KIT (Includes items 8 and 9)

NOTE: See PAINTING AND MARKING for transfer

MEMO

274B

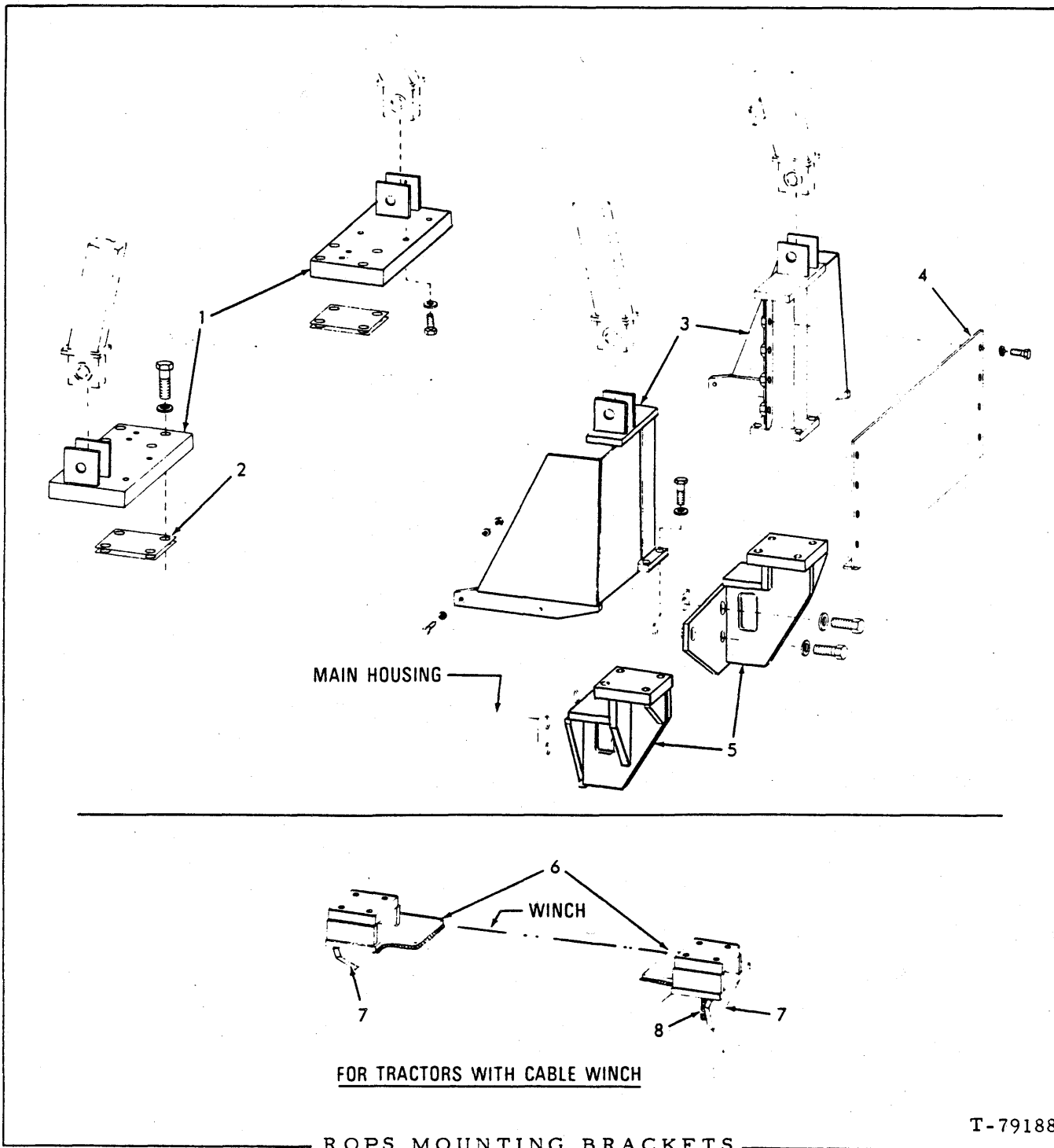


FUEL TANK GUARD

T-76297

USAGE: Special equipment.

ITEM	PART NO.	QTY.	DESCRIPTION
1	70672147	1	GUARD, left
	70672148	1	GUARD, right
	70920583	6	CAPSCREW, 1/2"NC x 1-1/2"
	70920585	8	CAPSCREW, 1/2"NC x 1-3/4"
	70064531	22	WASHER, plain
	70911028	8	NUT, 1/2"NC
2	70672144	1	PLATE
	70922526	2	CAPSCREW, 1/2"NC x 2-1/2"
	70921598	2	CAPSCREW, 1/2"NC x 3"
	70064531	8	WASHER, plain
	70911028	4	NUT, 1/2"NC
3	70672141	2	SPACER



USAGE: Special Equipment prior to January 1977, standard equipment thereafter

ITEM	PART NO.	QTY.	DESCRIPTION
1	70686389	1	BRACKET, frame mounting, left
	70686390	1	BRACKET, frame mounting, right
	70922789	8	CAPSCREW, 3/4"NC x 3"
	70922743	6	CAPSCREW, 3/4"NC x 2"
	70677012	14	WASHER, plain

(Continued)

ROPS MOUNTING BRACKETS (Continued)

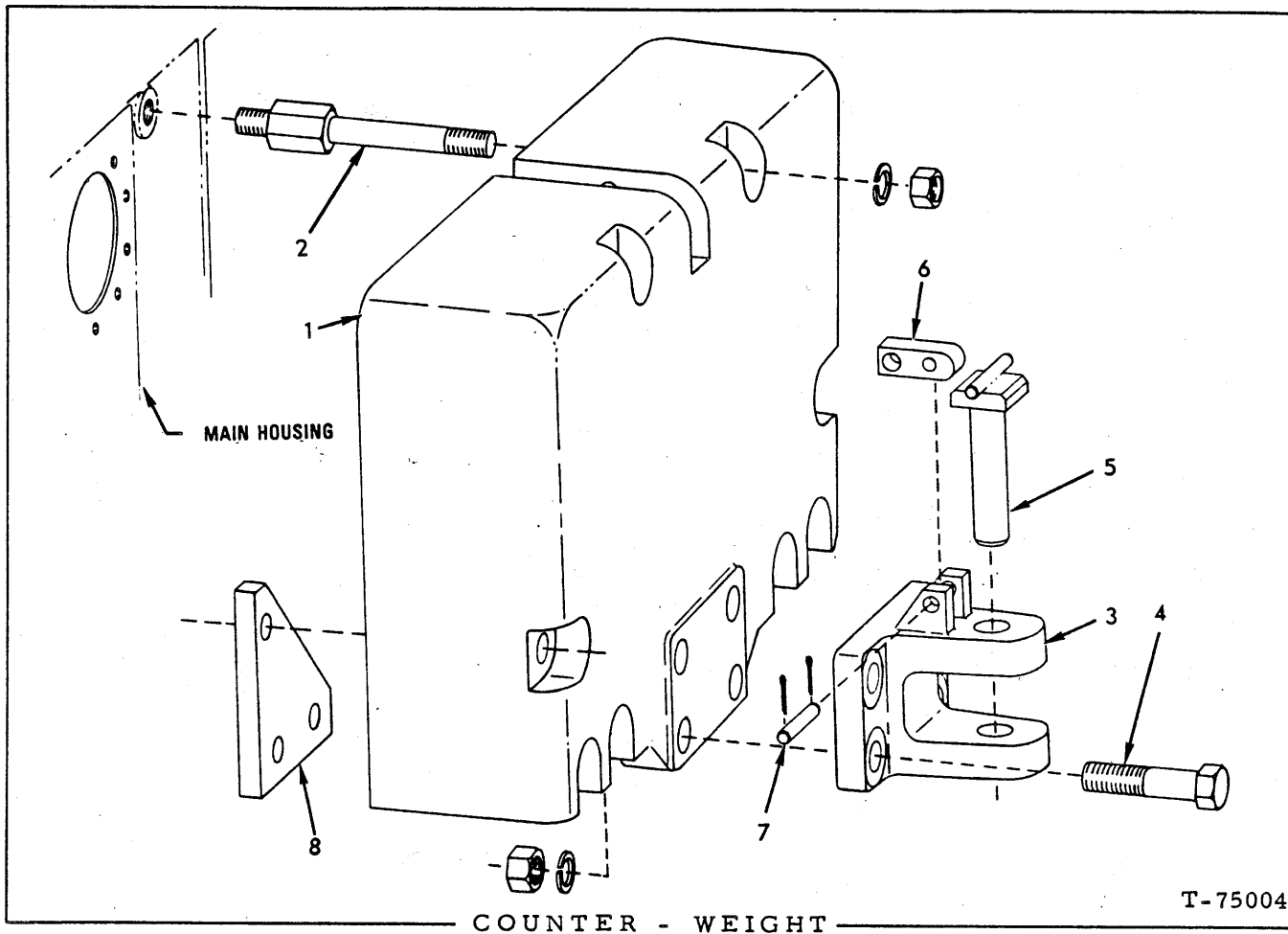
ITEM	PART NO.	QTY.	DESCRIPTION
2	70687969	4	SHIM (Used as required)
3	70686393	1	GUARD, fuel tank, left
	70686394	1	GUARD, fuel tank, right
	70922744	8	CAPSCREW, 3/4"NC x 2-1/2"
	70677012	8	WASHER, plain
	70922526	4	CAPSCREW, 1/2"NC x 2-1/2"
	70677008	8	WASHER, plain
	70911028	4	NUT, 1/2"NC
4	70686481	1	PLATE
	70920585	8	CAPSCREW, 1/2"NC x 1-3/4"
	70677008	8	WASHER, plain
5	70693315	1	BRACKET, cab or canopy mounting, left
	70693316	1	BRACKET, cab or canopy mounting, right
	70923201	4	CAPSCREW, 1-1/4"NF x 3"
	70928453	4	WASHER, plain
	70925809	2	CAPSCREW, 1"NF x 2-3/4"
	70928452	2	WASHER, plain
6	70682729	1	*BRACKET, cab or canopy mounting, left
	70682730	1	*BRACKET, cab or canopy mounting, right
7	70682697	2	*PLATE
8	70682727	2	*PLATE

For tractors equipped with drawbar

2 less used on units with counterweight

For tractors equipped with Cable Winch

\*Requires welding to install



USAGE: Special equipment

ITEM	PART NO.	QTY.	DESCRIPTION
1	70693277	1	COUNTER-WEIGHT
2	70654982	8	STUD (Units without ROPS mounting brackets)
	70654981	8	STUD (plain)(Units with ROPS mounting brackets)
	70928453	8	WASHER
	70913097	8	NUT, 1-1/4"NF
3	70633729	1	BRACKET, coupling (See DRAWBAR)
4	70929043	4	CAPSCREW, 1-1/2"NF x 6-1/4"
	70912603	4	LOCKWASHER, 1-1/2"
	70916555	4	NUT, 1-1/2"NF
5	70633730	1	PIN, drawbar
6	70629697	1	BLOCK, retaining, drawbar pin
7	70629698	1	PIN, retaining block
	70900806	2	PIN, cotter, 1/8" x 1"
8	70693341	2	PLATE (Units with ROPS mounting brackets)



CAB  
(Not Illustrated)

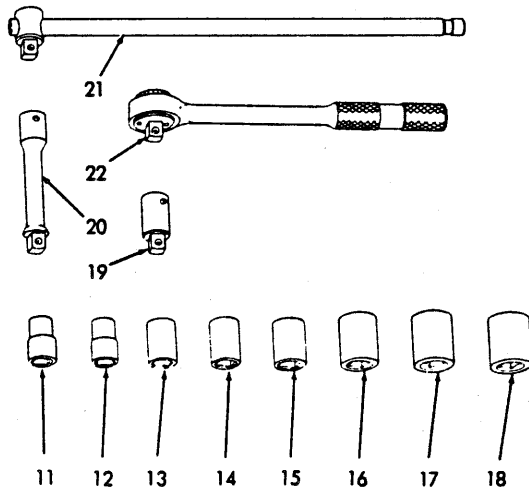
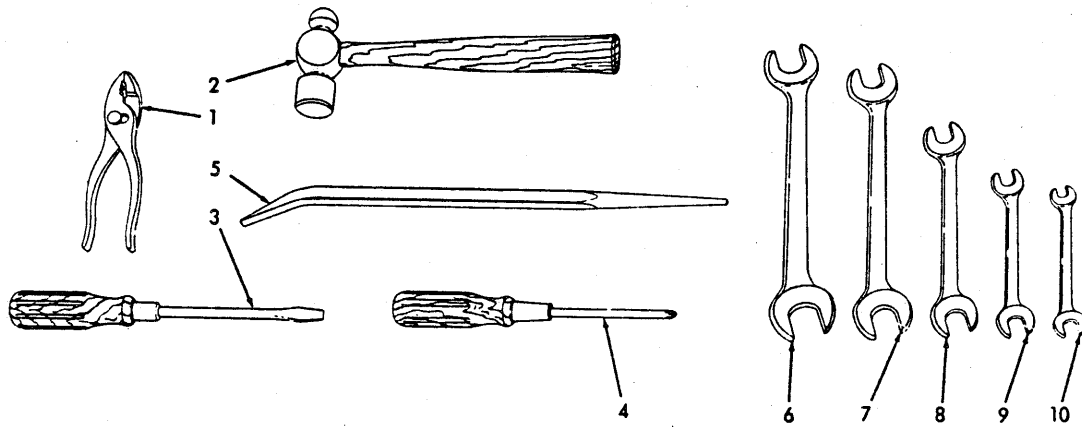
USAGE: Special equipment

ITEM	PART NO.	QTY.	DESCRIPTION
1	-----	1	CAB ASSY. (Vendor Part No. 10012C. Service must be obtained from Industrial Cab Company Route 22 Western Ave. Essex, Mass. 01929)

CAB GLASS  
(Not Illustrated)

ITEM	PART NO.	QTY.	DESCRIPTION
1	-----	2	GLASS, windshield, left and right (Vendor No. A1129)
2	-----	2	GLASS, side panel (Vendor No. A1131)
3	-----	2	GLASS, door (Vendor No. A1130)
4	-----	1	GLASS, windshield, center (Vendor No. A1128)
5	-----	2	GLASS, rear (Vendor No. A1132)

NOTE: Glass must be procured locally. Refer to Cab Glass Catalog for pattern.

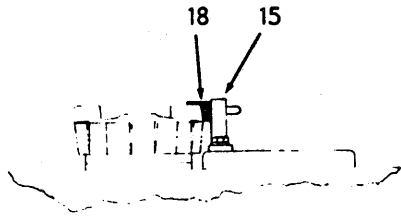


TOOLS

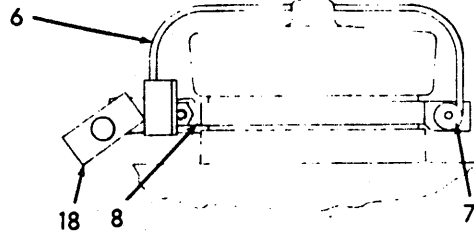
T-17464

TOOLS

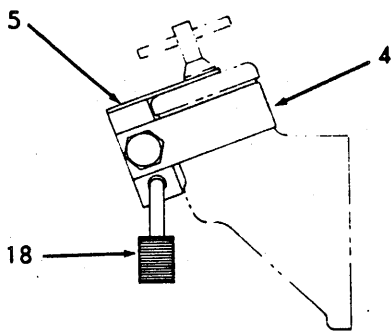
ITEM	PART NO.	QTY.	DESCRIPTION
1	70012389	1	PLIERS, slip joint, 6"
2	70012387	1	HAMMER, ball peen, 1 lb.
3	70036268	1	SCREWDRIVER, 9-3/4" long
4	70914732	1	SCREWDRIVER, Phillips #2
5	70052371	1	BAR, pinch, 16" long
6	70050611	1	WRENCH, open end, double head, 15°, 15/16" and 1-1/16"
7	70050610	1	WRENCH, open end, double head, 15°, 3/4" and 7/8"
8	70050609	1	WRENCH, open end, double head, 15°, 5/8" and 3/4"
9	70050608	1	WRENCH, open end, double head, 15°, 1/2" and 9/16"
10	70050607	1	WRENCH, open end, double head, 15°, 3/8" and 1/2"
11	70914709	1	SOCKET, 1/2" square drive, 1/2" hex
12	70914710	1	SOCKET, 1/2" square drive, 9/16" hex
13	70914711	1	SOCKET, 1/2" square drive, 5/8" hex
14	70914712	1	SOCKET, 1/2" square drive, 11/16" hex
15	70914713	1	SOCKET, 1/2" square drive, 3/4" hex
16	70914714	1	SOCKET, 1/2" square drive, 7/8" hex
17	70914715	1	SOCKET, 1/2" square drive, 15/16" hex
18	70914716	1	SOCKET, 1/2" square drive, 1" hex
19	70914717	1	BAR, extension, socket, 1/2" drive, 2" long
20	70914718	1	BAR, extension, socket, 1/2" drive, 5" long
21	70050612	1	HANDLE, socket, sliding T, 1/2" square drive, 15" long
22	70914719	1	HANDLE, socket, ratchet, 1/2" square drive



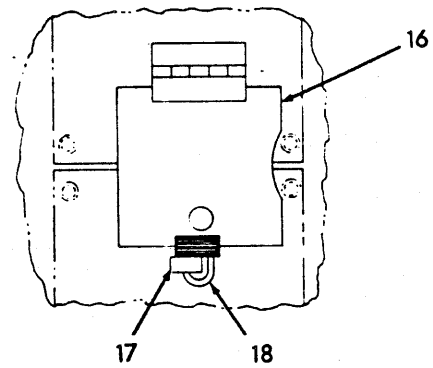
HYDRAULIC TANK



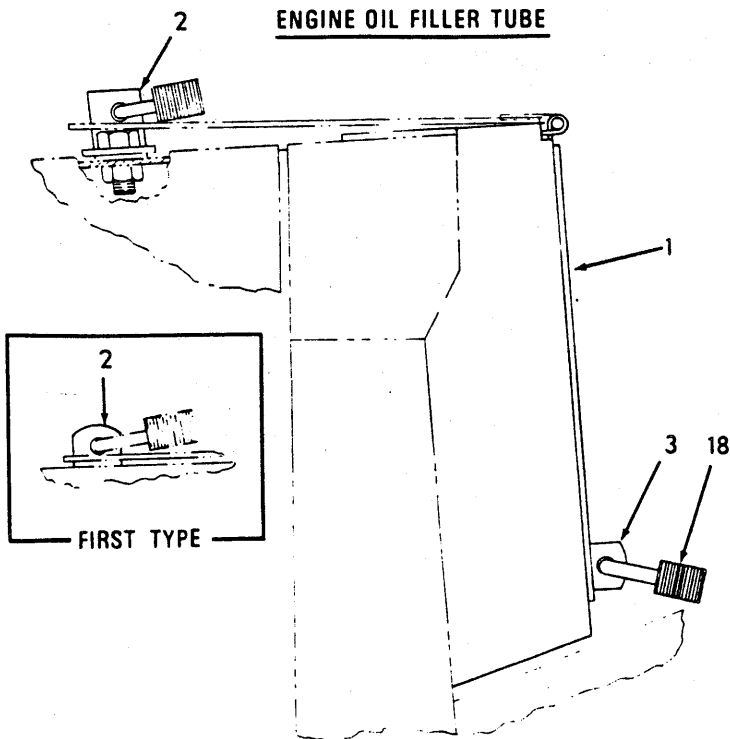
FUEL TANK



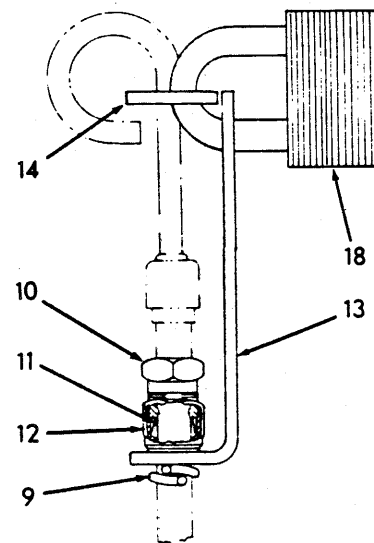
ENGINE OIL FILLER TUBE



RADIATOR GUARD



INSTRUMENT PANEL




ENGINE OIL DIPSTICK

VANDALISM PREVENTION PARTS

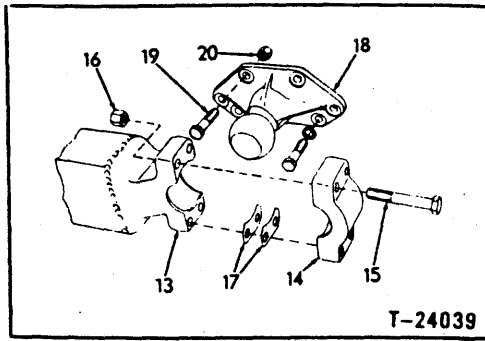
USAGE: Special equipment

ITEM	PART NO.	QTY.	DESCRIPTION
1	70675810	1	GUARD (Requires welding to cowl)(Prior to unit #18176) (See NOTE below)
	70693647	1	GUARD (Requires welding to cowl)(Unit #18176 and up) (Includes item 3)(See NOTE below)
2	70660936	1	LUG, upper (EARLY UNITS)(Requires welding to install)
	70697534	1	ANGLE (LATE UNITS)
	70927491	1	CAPSCREW, nylok, 1/2"NC x 1-1/4"
	70929379	1	WASHER
	70900369	1	NUT, 1/2"NC
3	70658144	1	LUG, lower (See NOTE below)(Requires welding to install)
			<u>NOTE:</u> Items 1 thru 3 are not used on units equipped with CAB
4	70660074	1	COLLAR
	70922287	1	CAPSCREW, 3/8"NC x 1-3/4"
	70910287	1	LOCKWASHER, 3/8"
	70677006	3	WASHER
5	70659721	1	BRACKET
6	70657553	1	COVER
7	70924838	1	RIVET
8	70657556	1	CLAMP
	70927401	1	CAPSCREW, 1/4"NC x 1"
	70910285	1	LOCKWASHER, 1/4"
	70911024	1	NUT, 1/4"NC
9	74254980	1	CLAMP
10	70650178	1	NUT, locking (upper)
11	70925164	1	FERRULE
12	70925162	1	NUT, locking (lower)
13	70659175	1	ANGLE, locking
14	-----	1	LUG (LATE UNITS only)(Not serviced)
15	70682498	1	PLATE, locking (NOT used on units equipped with CAB)
	70922287	2	CAPSCREW, 3/8"NC x 1-3/4"
	70910287	2	LOCKWASHER, 3/8"
16	70675809	1	COVER (Requires welding to radiator guard right top closure cover)
17	70663618	1	BLOCK, locking (Requires welding to radiator guard left top closure cover)
18	70928052	6	PADLOCK (Two less used on units equipped with CAB)

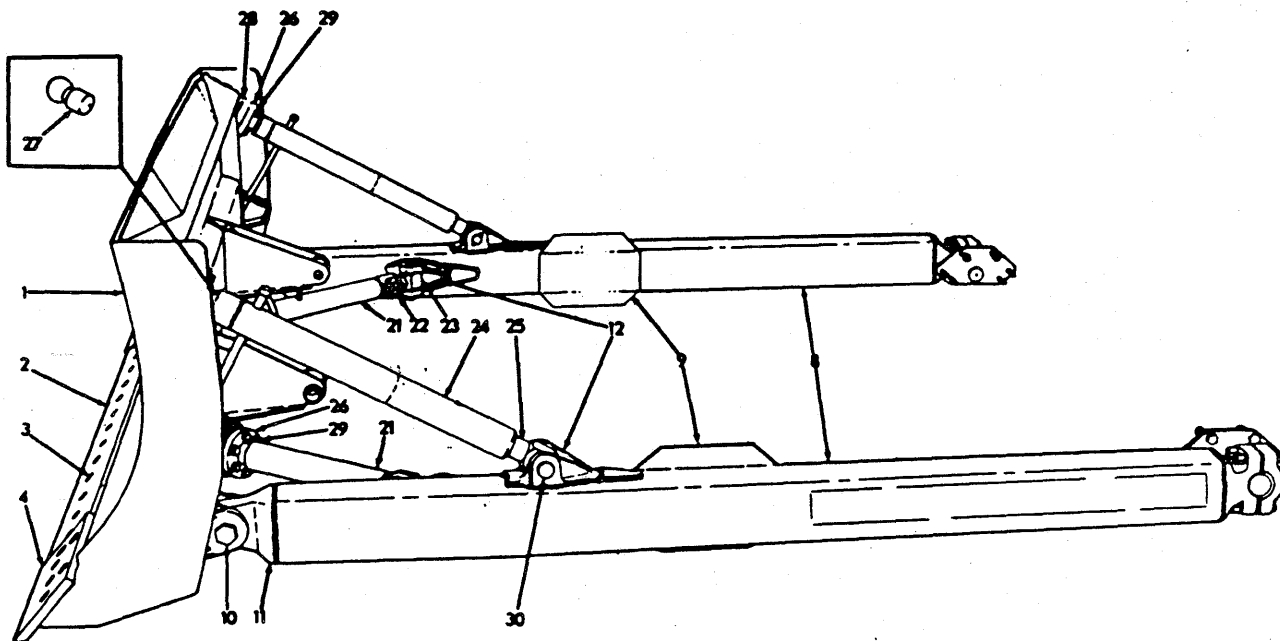
Tractors prior  
to unit #17021



MOLDBOARD WELDMENTS T-24038



T-24039



T-19535

STRAIGHT MOLDBOARD AND PUSH BEAMS (11HS)

STRAIGHT MOLDBOARD AND PUSH BEAMS

USAGE: Model 11HS

ITEM	PART NO.	QTY.	DESCRIPTION
1	70675210	1	MOLDBOARD ASSY. (Includes items 2 thru 7)(Used with 111-1/2" push beam)
	70695492	1	MOLDBOARD ASSY. (Includes items 2 thru 5)(Used with 108" push beam)
2	70606229	1	EDGE, cutting (Used with 111-1/2" push beam)
	70695517	3	EDGE, cutting (Used with 108" push beam)
3	70617128	14	BOLT, plow, 3/4" NC x 2-1/4" } One more used with 108" push beam
	70911030	14	
4	70606228	2	BIT, end (standard, 1" thick)(Recessed for capscrew)
	70922743	12	CAPSCREW, 3/4" NC x 2"
	70911030	12	NUT, 3/4" NC
	70691684	2	BIT, (Recessed for plow bolts)
	70617128	12	BOLT
	70911030	12	NUT, 3/4" NC
	70606741	2	BIT, end (Heavy-duty, 1-1/4" thick)
	70013465	12	CAPSCREW, 3/4" NF x 2-1/2"
	70012767	12	NUT, high, 3/4" NF
5	70678572	2	△ SOCKET, tilt brace
	70914465	2	FITTING, lubricating, straight, 1/8" NPT
6	70678577	2	△ SOCKET WELDMENT, diagonal brace
	70914465	2	FITTING, lubricating, straight, 1/8" NPT
7	70613355	2	△ BRACKET, attaching
8	70678657	1	BEAM, push, left side } 111-1/2" long BEAM, push, right side } (pivot center) BEAM, push, left side } 108" long BEAM, push, (right side) } (pivot center)
	70678658	1	
	70686511	1	
	70686512	1	
9	70618417	2	△ PLATE, wear (Special equipment)(Required on units with GUIDE BRACKETS)
10	70606269	2	BOLT, moldboard hinge
	70912842	2	NUT, slotted, 1-1/2" NF
	70910534	2	PIN, cotter, 1/4" x 2-3/4"
	70614880	2	BOLT, moldboard hinge
	70606702	2	NUT
	70918467	2	PIN, cotter, 5/16" x 3"
11	70618162	2	△ HINGE, moldboard (Used with 111-1/2" push beam)
	70691748	2	△ HINGE, moldboard (Used with 108" push beam)
12	70678654	4	△ BRACKET, moldboard braces
13	70618176	2	△ PIVOT, push beam (Used with 111-1/2" push beam)
	70686486	2	△ PIVOT, push beam (Used with 108" push beam)
14	70618173	2	CAP, pivot
15	70925954	8	CAPSCREW, 3/4" NF x 4-1/2"
16	70012767	8	NUT, high, 3/4" NF
17	70614721	24	SHIM, pivot cap (Use as required)
18	70618197	2	TRUNNION
19	70012526	12	CAPSCREW, 3/4" NF x 3-1/4"
	70094369	8	LOCKWASHER, 3/4"
20	70012767	4	NUT, high, 3/4" NF
21	70606279	2	BRACE, diagonal (Includes items 26 and 27)

(Continued)

(Revised July 1977)

STRAIGHT MOLDBOARD AND PUSH BEAMS (Continued)

ITEM	PART NO.	QTY.	DESCRIPTION
22	70927543	4	CAPSCREW, brace clamping (1/2" NF x 2-1/4")
	70038234	4	NUT, high, 1/2" NF
23	70606267	2	SCREW, diagonal brace
24	70606241	2	BRACE, tilt (Includes items 26 and 27)
	70914465	2	FITTING, lubricating, straight, 1/8" NPT
25	70606242	2	SCREW, tilt brace (One less used on units with tilt cylinder)
26	70606236	4	△COLLAR, brace socket
27	70606235	4	△BALL, brace socket
28	70606245	24	SHM, brace socket (Use as required)
29	70926163	24	CAPSCREW, moldboard brace (5/8" NC x 2-1/2")
	70912942	24	LOCKWASHER, 5/8"
30	70606268	4	PIN, brace attachment
	70918245	4	PIN, roll, 1/2" x 2-1/2"

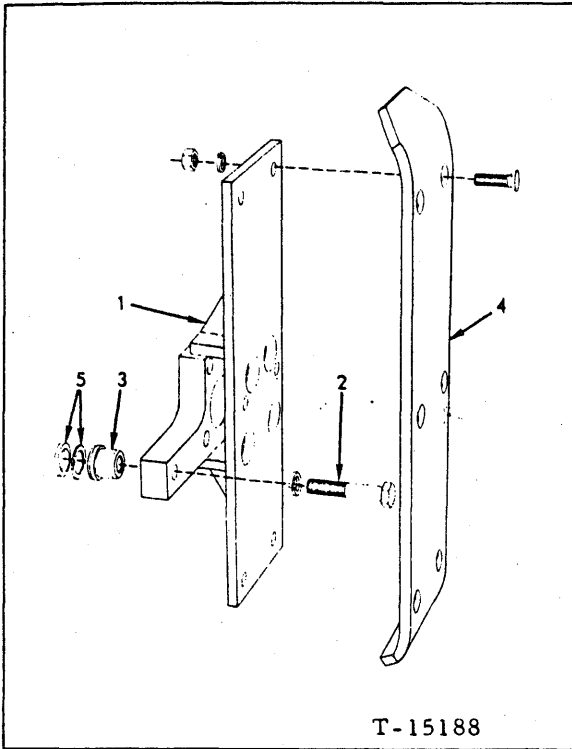
} One less used when special tilt cylinder is installed.

△Requires welding to install

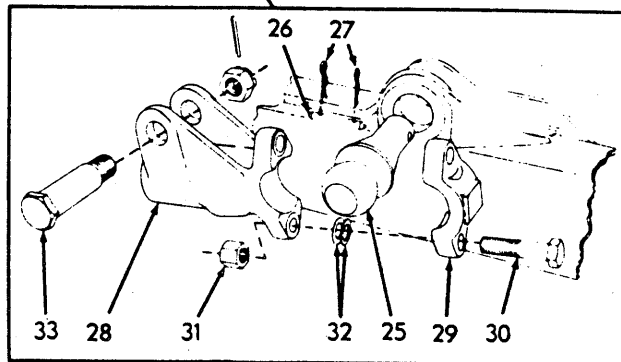
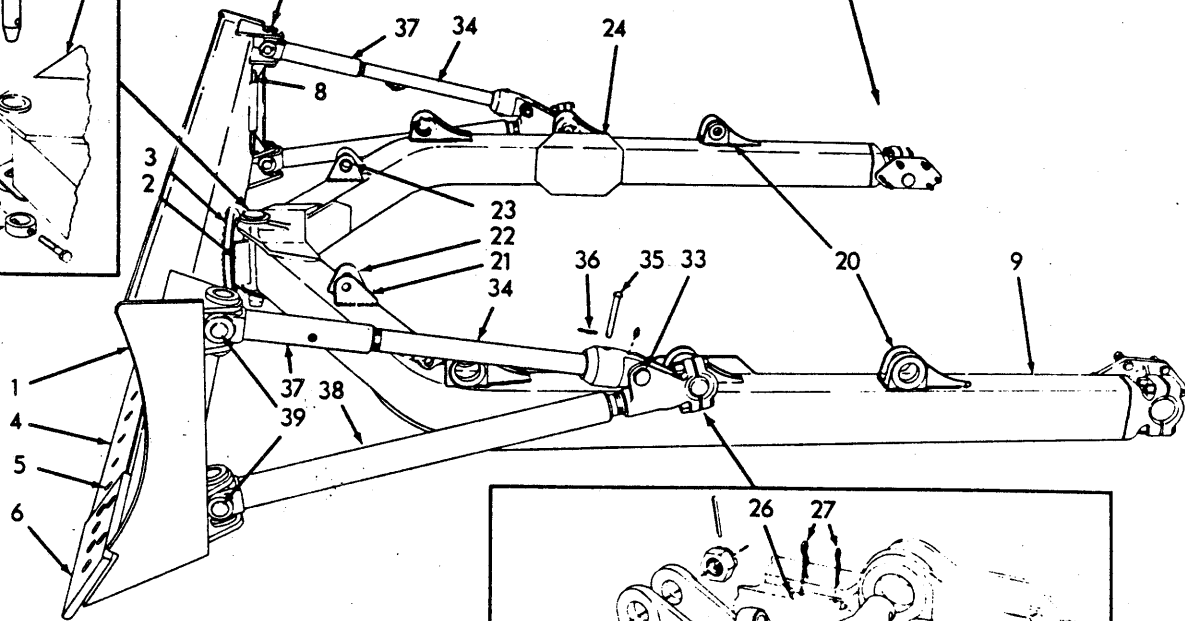
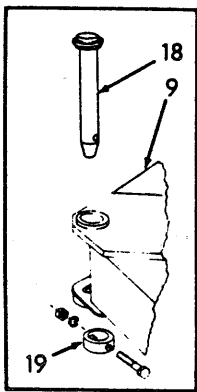
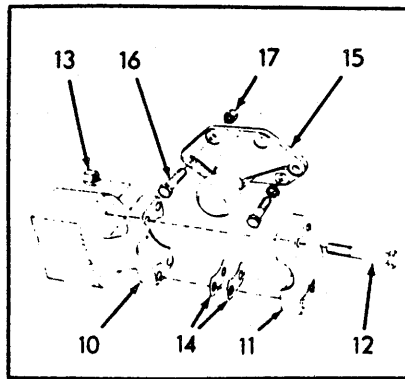
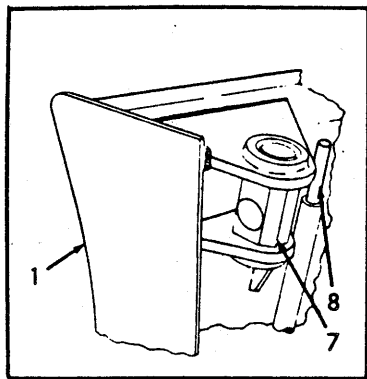


## GUIDE BRACKETS

USAGE: Special equipment. Requires addition of welded wear plate to push beams or to C-Frame.



ITEM	PART NO.	QTY.	DESCRIPTION
1	70637360	2	BRACKET ASSEMBLY, guide (Includes item 3)
2	70035306	12	CAPSCREW, 5/8"NF x 1/4"
	70904209	12	LOCKWASHER, 5/8"
3	70606286	4	BUSHING, dowel, guide bracket
4	70606295	2	PLATE, wear, guide bracket
	70915206	12	BOLT, #3 plow, 1/2"NC x 1-3/4"
	70904208	12	LOCKWASHER, 1/2"
	70911028	12	NUT, 1/2"NC
	70622106	28	WASHER, shimming(3/16" thick)
5	70911110	4	WASHER, shimming(3/32" thick)



ANGLING MOLDBOARD AND C-FRAME (11HA)

T-27377

ANGLING MOLDBOARD AND C-FRAME

USAGE: Model 11HA

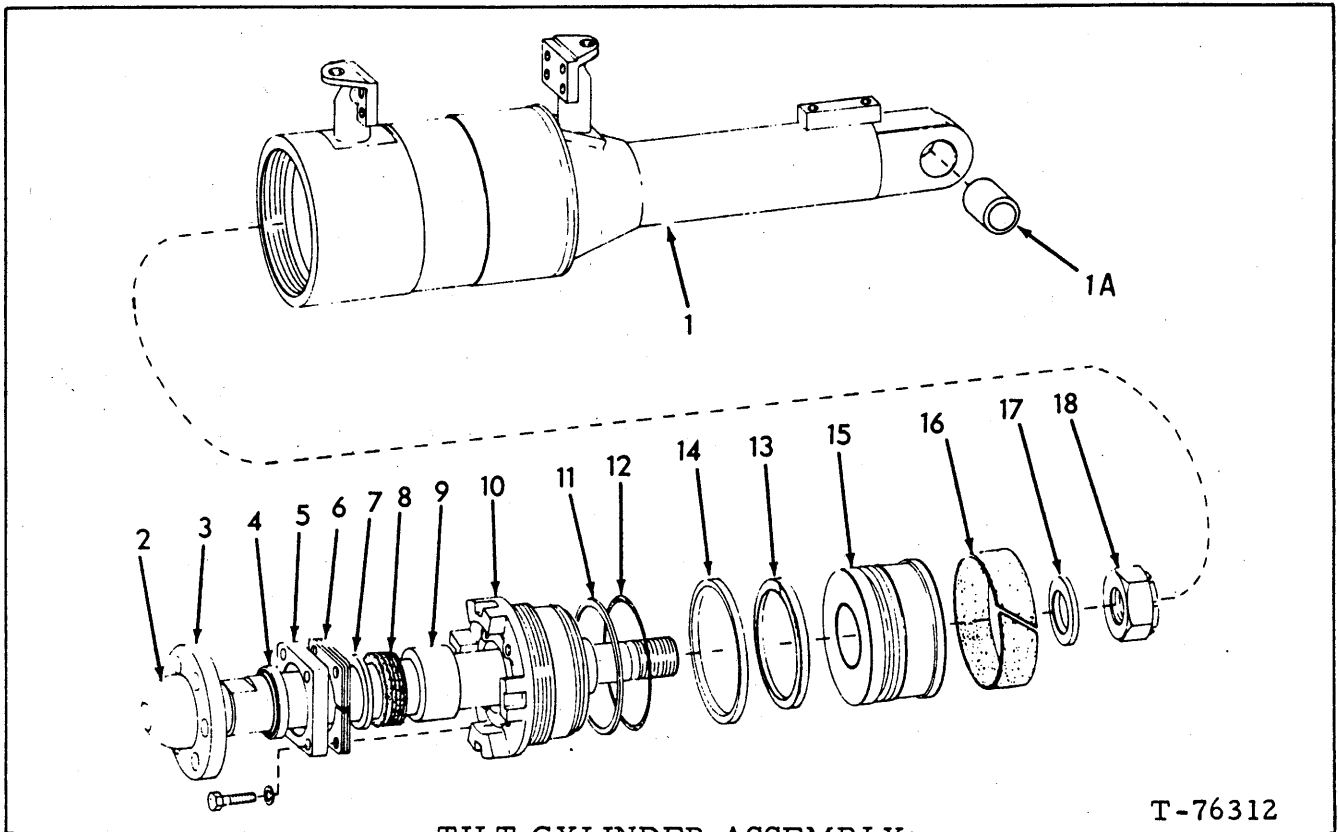
ITEM	PART NO.	QTY.	DESCRIPTION	
1	70606550	1	MOLDBOARD ASSY. (Includes items 2 thru 8)	
2	70606551	1	△PIVOT	
3	70606488	1	△RING	
4	70606548	1	EDGE	
5	70617129	18	BOLT	
	70911030	18	NUT, 3/4"NC	
6	70606673	1	BIT, left (standard, 1"thick)	} First type Recessed for Capscrews
	70606674	1	BIT, right (standard, 1"thick)	
	70921068	12	CAPSCREW, 3/4"NC x 2-1/4"	
	70911030	12	NUT, 3/4"NC	
	70694289	1	BIT, left (standard, 1"thick)	} Second type Recessed for Plowbolts
	70694290	1	BIT, right (standard, 1"thick)	
	70617129	12	PLOW BOLT	
	70911030	12	NUT, 3/4"NC	
	70617309	1	BIT, left (heavy-duty, 1-1/4"thick)	} First type. Recessed for Capscrews
	70617310	1	BIT, right (heavy-duty, 1-1/4"thick)	
	70921170	12	CAPSCREW, 3/4"NF x 2-1/2"	
	70012767	12	NUT, high, 3/4"NF	
	70694315	1	BIT, left (heavy-duty, 1-1/4"thick)	} Second type. Recessed for Plowbolts
	70694316	1	BIT, right, (heavy-duty, 1-1/4" thick)	
	70617129	12	PLOWBOLT	
	70911030	12	NUT, 3/4"NC	
7	70658251	4	△SWIVEL	
8	70606526	1	BAR (3/4"diam. x 18" long)	
9	70649452	1	C-FRAME ASSY. (Includes items 10 and 20 thru 23)	
10	70618185	2	△PIVOT	
11	70618173	2	CAP	
12	70925954	8	CAPSCREW	
13	70012767	8	NUT	
14	70614721	24	SHIM (Use as required)	
15	70618197	2	TRUNNION	
16	70012526	12	CAPSCREW	
	70904369	8	LOCKWASHER, 3/4"	
17	70012767	4	NUT	
18	70606498	1	PIN	
19	70606492	1	COLLAR	
	70912114	1	BOLT, machine, 1/2"NC x 4"	
	70904208	1	LOCKWASHER, 1/2"	
	70911028	1	NUT, 1/2"NC	
20	70619968	3	△BRACKET, right	
21	70619435	2	△LUG, outer	
22	70619436	2	△LUG, inner	
23	70606274	2	△COLLAR, inner	
24	70618417	2	△PLATE, (Special equipment)	
25	70615615	2	PIN	
26	70615618	2	PIN	
27	70617855	4	CLIP	
28	70614746	2	BRACKET	

△Requires welding to install

(Continued)

ANGLING MOLDBOARD AND C-FRAME (Continued)

ITEM	PART NO.	QTY.	DESCRIPTION
29	70614597	2	CAP
30	70928401	4	CAPSCREW, 7/8"NF x 3-3/4"
31	70070400	4	NUT
32	70614613	24	SHIM (Use as required)
33	70606485	2	BOLT
	70911203	2	NUT, castle, 1-1/4"NF
	70901344	2	PIN, cotter, 1/4" x 2"
34	70606473	2	STRUT (Standard)
	70681226	2	STRUT (Optional Heavy-duty)
	70914465	2	FITTING, lubricating, straight, 1/8"NPT
35	70618691	2	PIN (Standard, 5/8" diam.)
	70618692	2	PIN (Optional, 3/4" diam.)
36	70617855	2	CLIP
37	70606491	2	CLEVIS (Standard)
	70681241	2	CLEVIS (Optional. Heavy-duty)
	70914465	2	FITTING, lubricating, straight, 1/8"NPT
38	70606474	2	STRUT
39	70606486	4	PIN
	70904014	4	PIN, cotter, 3/8" x 2-1/4"



TILT CYLINDER ASSEMBLY

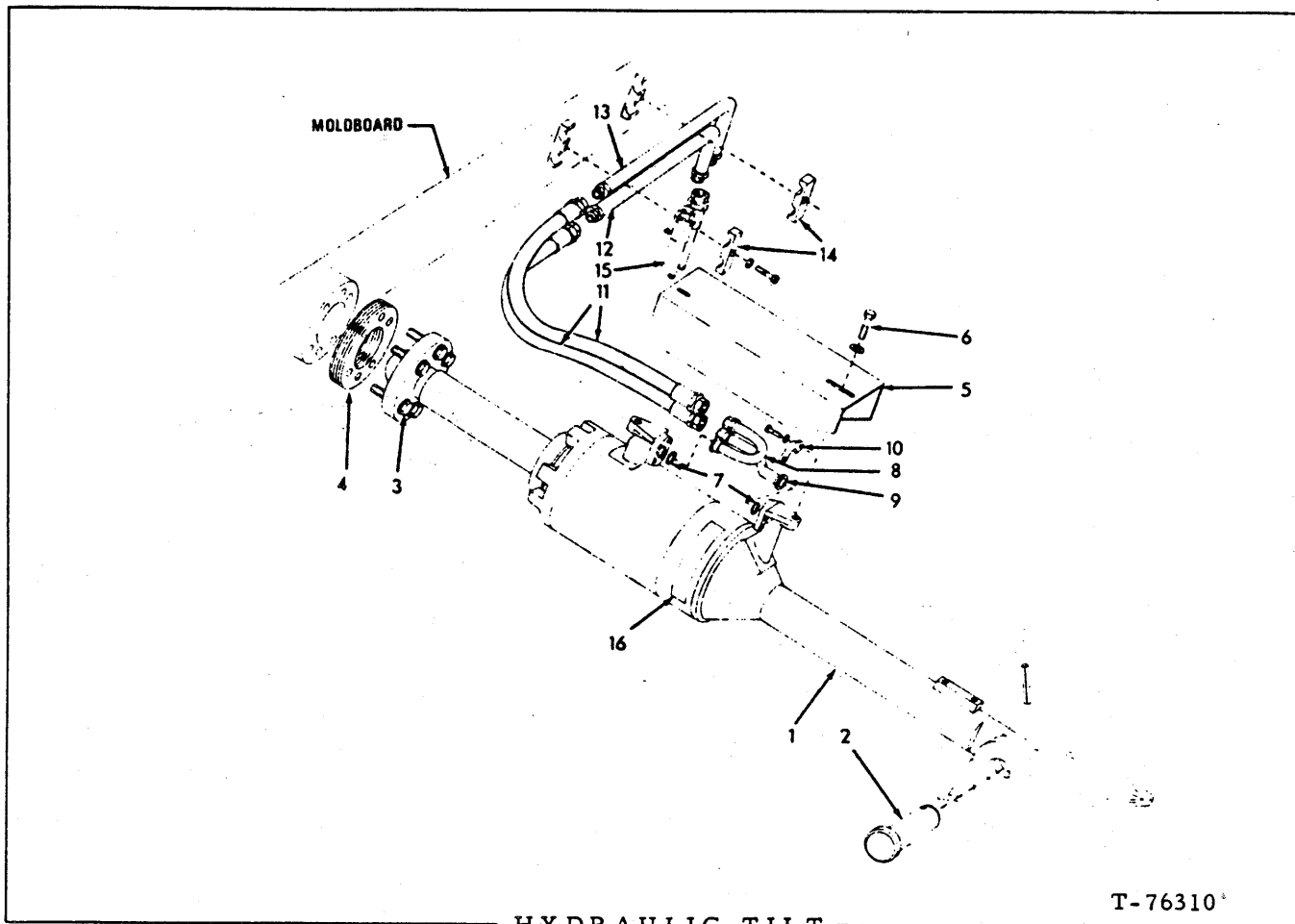
T-76312

USAGE: See page 292

ITEM	PART NO.	QTY.	DESCRIPTION
-	73055783	1	CYLINDER ASSY. (Includes items 1 thru 18)
1	73055782	1	CYLINDER (Includes item 1A)
1A	73057443	1	BUSHING
2	73055779	1	ROD, piston
3	70606236	1	COLLAR, piston rod
4	73052879	1	SEAL, piston rod wiping
5	73051194	1	PLATE, packing adjustment
	70914847	4	CAPSCREW, 3/8" NC x 1-1/2"
	70904206	4	LOCKWASHER, 3/8"
6	73054486	4	SHIM (.0299" thick)
7	73054485	1	WASHER
8	73053886	1	PACKING ASSY.
9	73053885	1	BUSHING (Early Units)
10	73054424	1	HEAD, cylinder (Early units)
	73062208	1	HEAD, cylinder (Late units)
11	70926637	1	RING, back-up, cylinder head O-ring
12	70931231	1	O-RING, cylinder head
13	70926865	1	RING, piston, inner
14	73053357	1	RING, piston, outer
15	73053356	1	PISTON
16	73053359	1	RING, wear
17	73053977	1	SPACER, rod
18	73073212	1	NUT, piston rod (self-locking)
19	73056493	1	REPAIR KIT, cylinder

Components of item 19

(Revised March 1980)



HYDRAULIC TILT

T-76310\*

USAGE: Special equipment. Replaces standard manual tilt brace on one side of dozer.

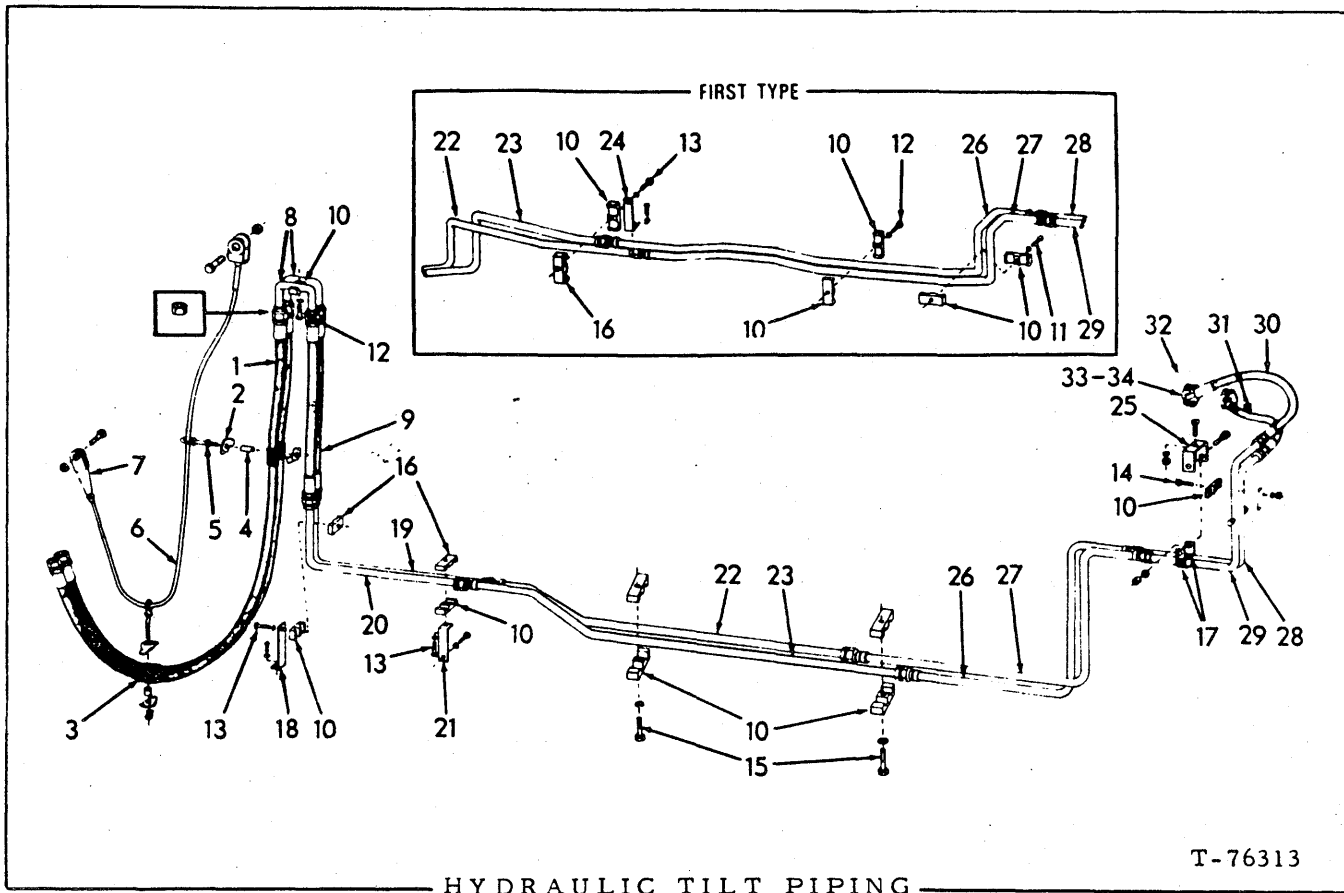
ITEM	PART NO.	QTY.	DESCRIPTION
1	73055783	1	CYLINDER ASSEMBLY (See page 13 for parts)
2	70606268	1	PIN, tilt cylinder
	70918245	1	PIN, spring, 1/2" x 2-1/2"
3	70926163	6	CAPSCREW, tilt cylinder socket (5/8"NC x 2-1/2")
	70912942	6	LOCKWASHER, 5/8"
4	70606245	6	SHIM, cylinder socket (Use as required)
5	70659795	1	GUARD, cylinder hose
6	70920583	2	CAPSCREW, 1/2"NC x 1-1/2"
	70677008	2	WASHER, plain
7	70924110	2	O-RING, cylinder tubes
8	70674866	1	TUBE, cylinder front
9	70674861	1	TUBE, cylinder, rear
10	70921115	4	FLANGE, tube attaching (half only)
	70927173	8	CAPSCREW, 3/8"NC x 1-1/8"
	70910287	8	LOCKWASHER, 3/8"
11	70674591	2	HOSE, cylinder (See HOSE PARTS)

(Continued)

(Revised July 1977)

## HYDRAULIC TILT (Continued)

ITEM	PART NO.	QTY.	DESCRIPTION
12	70674872	1	TUBE, lower hydraulic line (Used with 111-1/2" push beam)
	70691802	1	TUBE, lower hydraulic line (Used with 108" push beam)
13	70674400	1	TUBE, upper hydraulic line (Used with 111-1/2" push beam)
	70691803	1	TUBE, upper hydraulic line (Used with 108" push beam)
14	70625540	2	CLAMP, tube supporting
	70920583	2	CAPSCREW, 1/2" NC x 1-1/2"
	70912441	2	LOCKWASHER, 1/2"
15	-----	2	HOSE (See HYDRAULIC TILT PIPING)
16	70635335	1	TRANSFER, cylinder adjustment instructions



USAGE: Special equipment.

\*Tractors prior to unit #17345  
 \*\*Tractor unit #17345 and up

ITEM	PART NO.	QTY.		DESCRIPTION
		*	**	
1	70674594	2	2	HOSE, front (See HOSE PARTS)
2	70619966	4	4	CLAMP, front hose supporting
3	70670217	4	4	BOOT, hose protecting
4	70613231	2	2	BLOCK, spacing, hose clamp
5	70667711	2	2	EYE-BOLT, cable guiding
	70911035	1	1	NUT, jam, 1/2"NC
	70911028	1	1	NUT, 1/2"NC
	70912441	1	1	LOCKWASHER, 1/2"
6	70674791	1	1	CABLE, hose supporting
	70927344	1	1	CAPSCREW, 7/8"NC x 4"
	70921039	1	1	NUT, elastic stop, 7/8"NC
7	70668814	1	1	FITTING, hose supporting cables (Includes capscrew and nut)
8	70671744	2	2	TUBE, upper
	70921244	2	2	CAP, flare fitting, 3/4" tube (Not used when hydraulic tilt cylinder is installed)
9	70674592	2	2	HOSE, intermediate (See HOSE PARTS)

(Continued)



HYDRAULIC TILT PIPING (Continued)

ITEM	PART NO.	QTY.	DESCRIPTION
		* **	
10	70625540	8 8	CLAMP, tube
11	70927218	1 -	CAPSCREW, 3/8"NC x 2-3/4"
12	70920583	2 1	CAPSCREW, 1/2"NC x 1-1/2"
13	70921556	3 2	CAPSCREW, 1/2"NC x 2"
14	70924864	1 1	CAPSCREW, 1/2"NC x 2-1/4"
15	70922526	- 2	CAPSCREW, 1/2"NC x 2-1/2"
	70910287	1 -	LOCKWASHER, 3/8"
	70912441	5 7	LOCKWASHER, 1/2"
	70677008	2 1	WASHER, plain
	70911028	1 1	NUT, 1/2"NC
16	70662473	3 2	CLAMP, tube
17	70927264	- 2	CLAMP
	70920582	- 2	CAPSCREW, 1/2"NC x 1-1/4"
	70677008	- 2	WASHER, plain
	70911028	- 2	NUT, 1/2"NC
18	70678351	1 1	ANGLE, tube supporting
	70921175	1 1	CAPSCREW, 1/2"NC x 1"
	70912441	1 1	LOCKWASHER, 1/2"
19	70674959	1 1	TUBE, front section, inner
20	70674995	1 1	TUBE, front section, outer
21	70620604	1 1	ANGLE, tube, supporting
	70921175	1 1	CAPSCREW, 1/2"NC x 1"
	70912441	1 1	LOCKWASHER, 1/2"
22	70678353	1 -	TUBE, front intermediate section, inner
	70680846	- 1	TUBE, front intermediate section, inner
23	70678355	1 -	TUBE, front intermediate section, outer
	70680845	- 1	TUBE, front intermediate section, outer
24	70678349	1 -	ANGLE, tube supporting
	70921175	1 -	CAPSCREW, 1/2"NC x 1"
	70912441	1 -	LOCKWASHER, 1/2"
	70682967	1 -	ANGLE, tube supporting
	70920582	1 -	CAPSCREW, 1/2"NC x 1-1/4"
	70677008	1 -	WASHER, plain
25	70680852	- 1	ANGLE, tube supporting
	70920582	- 1	CAPSCREW, 1/2"NC x 1-1/4"
	70677008	- 1	WASHER, plain
	70911028	- 1	NUT, 1/2"NC
26	70674958	1 -	TUBE, rear intermediate section, upper
	70680848	- 1	TUBE, rear intermediate section, upper
27	70674938	1 -	TUBE, rear intermediate section, lower
	70680847	- 1	TUBE, rear intermediate section, lower

Used prior to April 1972

Effective April 1972

(Continued)

HYDRAULIC TILT PIPING (Continued)

ITEM	PART NO.	QTY.	DESCRIPTION
		* **	
28	70674904	1 1	TUBE, rear section (inner)
	70921467	1 1	CAP, flare fitting, 1/4" tube
29	70674905	1 -	TUBE, rear section (outer)
	70680849	- 1	TUBE, rear section (outer)
	70921467	1 1	CAP, flare fitting, 1/4" tube
30	70674595	1 1	HOSE, rear section (front)(See HOSE PARTS)
31	70674596	1 1	HOSE, rear section (rear)
32	-----	1 1	VALVE ASSY., operating (See pages 309 and 313)
33	70924200	2 2	O-RING, valve connection
34	70921116	4 4	FLANGE, valve connection (half only)
	70921076	8 8	CAPSCREW, 3/8"NC x 1-1/4"
	70910287	8 8	LOCKWASHER, 3/8"

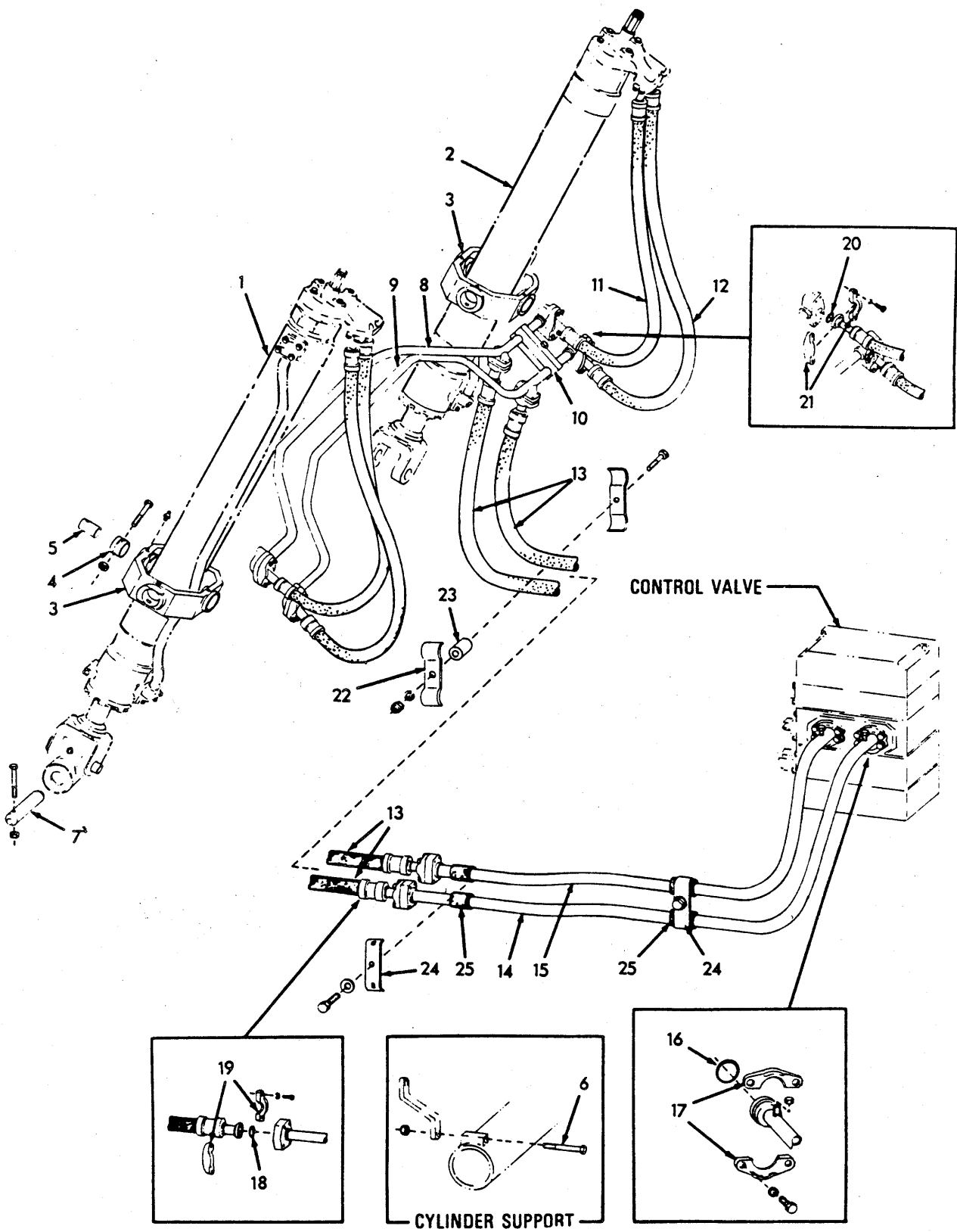
DOZER CYLINDER PIPING

USAGE: Models 11HA, 11HS

ITEM	PART NO.	QTY.	DESCRIPTION	
1	-----	1	CYLINDER ASSY., left side	} See page 301
2	-----	1	CYLINDER ASSY., right side	
3	70617636	2	YOKE ASSY. (Includes item 4)	
	70914465	4	FITTING, lubricating, straight 1/8"NPT	
4	70084965	4	BUSHING, cylinder pivot	
5	70617725	8	SHAFT, cylinder pivot	
	70924842	8	CAPSCREW, 3/8"NC x 4-1/4"	
	70918308	8	NUT, 3/8"NC	
6	70926165	2	CAPSCREW, 5/8"NC x 4-1/2" (For securing cylinders when blade is removed)	
	70914501	2	NUT, elastic stop, 5/8"NC	
7	70606273	2	PIN, moldboard lift	
	70927174	2	CAPSCREW, 3/8"NC x 2-1/2"	
	70918308	2	NUT, elastic stop, 3/8"NC	
8	70675020	1	TUBE, cross	
9	70675037	1	TUBE, cross	
10	70670354	4	CLAMP, tube supporting 3"	
	70921598	2	CAPSCREW, 1/2"NC x 3"	
	70677008	2	WASHER, plain	
	70911028	2	NUT, 1/2"NC	
11	70674908	2	HOSE, drop line	
12	70674907	2	HOSE, raise line (See HOSE PARTS)	
13	{ 70674906	2	HOSE, (Tractors prior to unit #17345)	} See HOSE PARTS
	{ 70680856	2	HOSE, (Tractors unit #17345 and up)	
14	{ 70675103	1	TUBE, drop line (Tractors prior to unit #17345)	
	{ 70680850	1	TUBE, drop line (Tractor unit #17345 and up)	
	70921467	1	CAP, flare fitting, 1/4" tube	
15	{ 70675104	1	TUBE, raise line (Tractors prior to unit #17345)	
	{ 70680851	1	TUBE, raise line (Tractor unit #17345 and up)	
	70921467	1	CAP, flare fitting, 1/4" tube	
16	70924193	2	O-RING, tube connection	
17	70921118	4	FLANGE, tube, connecting	
	70920583	8	CAPSCREW, 1/2"NC x 1-1/2"	
	70928460	8	WASHER	
18	70924192	4	O-RING, tube connection	

(Continued)

(Revised July 1977)



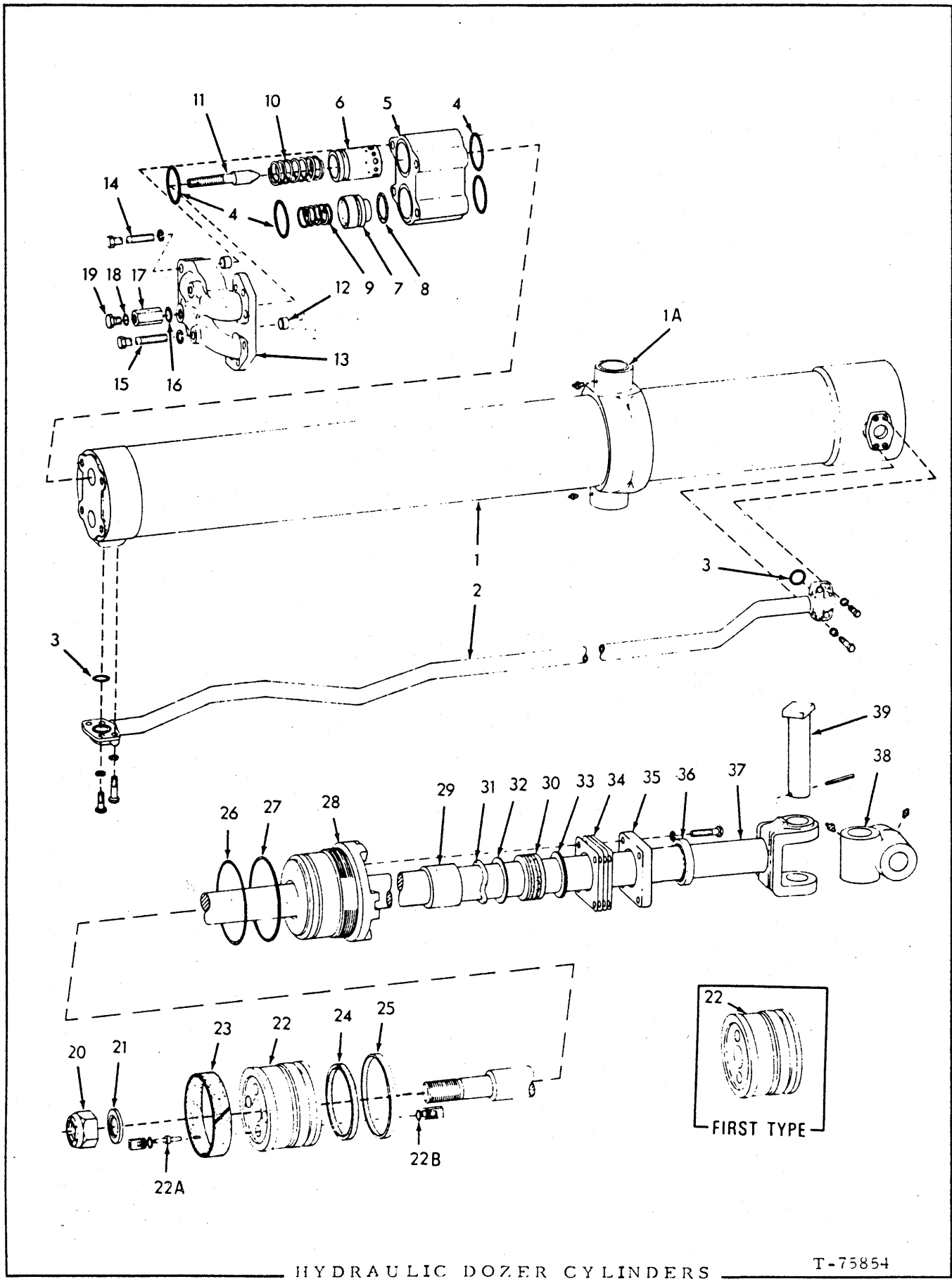
DOZER CYLINDER PIPING

T-76309

## DOZER CYLINDER PIPING (Continued)

ITEM	PART NO.	QTY.	DESCRIPTION
19	70921117	8	FLANGE, tube connecting
	70921569	16	CAPSCREW, 7/16"NC x 1-1/4"
	70929154	16	WASHER
20	70924200	8	O-RING, tube connection
21	70921116	16	FLANGE, tube connecting
	70921076	32	CAPSCREW, 3/8"NC x 1-1/4"
	70930370	32	WASHER
22	70675100	2	CLAMP, hose
	70924864	1	CAPSCREW, 1/2"NC x 2-1/4"
	70928460	1	WASHER
	70911028	1	NUT, 1/2"NC
23	70097413	1	BLOCK, spacing
24	70675089	2	CLAMP, tube
	70922763	2	CAPSCREW, 3/8"NC x 1"
	70677006	2	WASHER, plain
	70680859	1	CLAMP, tube (Tractors unit #17345 and up)
25	70675000	4	BOOT, tube

} One (1) less used on tractors  
unit #17345 and up



HYDRAULIC DOZER CYLINDERS

T-75854

HYDRAULIC DOZER CYLINDERS

USAGE: See page 297

\* Left Hand Cylinder  
 \*\* Right Hand Cylinder

ITEM	PART NO.	QTY. * **	DESCRIPTION
-	{ 70675141	1 -	CYLINDER ASSY., left
	{ 70675142	- 1	CYLINDER ASSY., right
			} Includes items 1 thru 39
1	{ 73062183	1 -	CYLINDER ASSY.
	{ 73062184	- 1	CYLINDER ASSY.
	70914465	2 2	FITTING, lubricating, straight, 1/8"NPT
1A	70084965	2 2	BUSHING, cylinder pivot
2	{ 70675003	1 -	TUBE, jumper
	{ 70675004	- 1	TUBE, jumper
	70922763	4 4	CAPSCREW, 3/8"NC x 1"
	70920996	4 4	CAPSCREW, 3/8"NC x 2-1/4"
	70930370	8 8	WASHER
3	70924200	2 2	O-RING, jumper tube
4	70924274	4 4	O-RING, valve housing
5	70669002	1 1	VALVE AND HOUSING ASSY. (Includes items 6 thru 8)
6	-----	1 1	VALVE, by-pass, raise line (Not serviced separately)
7	70650560	1 1	VALVE, by-pass, drop line
8	70923578	1 1	O-RING, drop line by-pass valve
9	70635447	1 1	SPRING, drop line valve
10	70657207	1 1	SPRING, raise line valve
11	70668401	1 1	SCREW, orifice adjustment
12	70050227	2 2	BUSHING, dowel
13	{ 70664149	1 -	HEAD, connecting
	{ 70664150	- 1	HEAD, connecting
14	70927335	2 2	CAPSCREW, 5/8"NF x 6"
15	70927336	2 2	CAPSCREW, 5/8"NF x 7"
	70927381	4 4	WASHER
16	70668394	1 1	SEAL, adjustment screw
17	70668387	1 1	NUT, locking, adjustment screw
18	70921206	1 1	O-RING, valve access plug
19	70921204	1 1	PLUG, valve access (Includes item 18)
20	73073206	1 1	NUT, piston rod (self-locking)
21	73053978	1 1	SPACER, piston rod

(Continued)

(Revised March 1980)

HYDRAULIC DOZER CYLINDER (Continued)

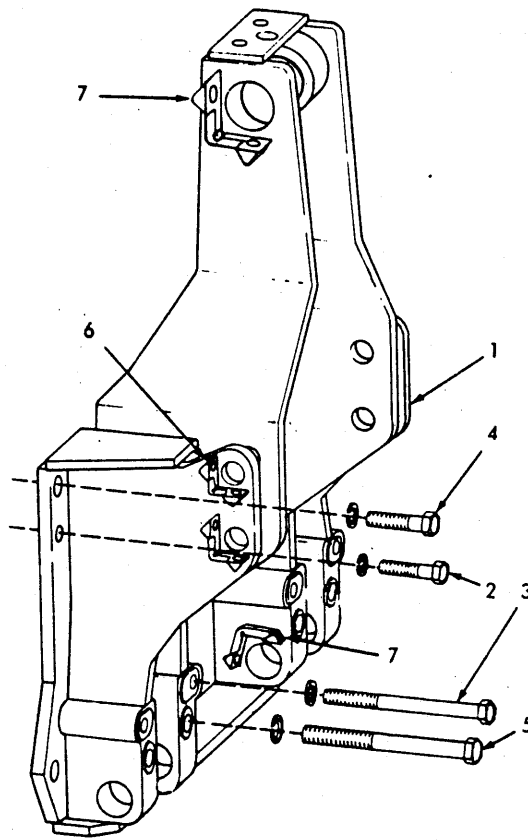
ITEM	PART NO.	QTY.	DESCRIPTION
*	**		
22	73056249	1 1	PISTON ASSY. (Includes 4 guides and 2 plungers (.273 diam.) which are not serviced separately)(First type)
	73061071	1 1	PISTON ASSY. (Includes item 22A)(Second type)
22A	73058925	4 4	PLUNGER-GUIDE ASSY. (Includes 1 plunger (.340" diam.) 2 guides and item 22B)
22B	70923843	8 8	O-RING
23	73052623	1 1	<input type="checkbox"/> RING, piston wear
24	70926818	1 1	<input type="checkbox"/> RING, piston, inner (rubber)
25	73052618	1 1	<input type="checkbox"/> RING, piston, outer (teflon)
26	70925247	1 1	<input type="checkbox"/> O-RING, cylinder head
27	70926633	1 1	<input type="checkbox"/> RING, back-up, head O-RING
28	73062217	1 1	HEAD, cylinder
29	73053885	1 1	BUSHING, piston rod (Early cylinders)
30	73053886	1 1	<input type="checkbox"/> PACKING SET, piston rod (Includes items 32 and 33)
31	-----	1 1	SPRING, wave, rod packing
32	-----	1 1	WASHER, rod packing, inner
33	73054485	1 1	WASHER, rod packing, outer
34	73054486	4 4	<input type="checkbox"/> SHIM, packing plate (Use as required)
35	73051194	1 1	PLATE, packing adjustment
	70914847	4 4	CAPSCREW, 3/8"NC x 1-1/2"
	70904206	4 4	LOCKWASHER, 3/8"
36	73052879	1 1	<input type="checkbox"/> WIPER, piston rod
37	73055653	1 1	ROD, piston
38	70621632	1 1	UNIVERSAL, piston rod
	70915274	2 2	FITTING, lubricating, 45°, 1/8"NPT
39	70647083	1 1	PIN, piston rod
	70637051	1 1	PIN, spirol, 3/8" x 2"
40	73056484	1 1	REPAIR KIT (Includes items 23 thru 27, 30, 34, 36)

} Not serviced separately

Components of item 40

(Revised November 1980)





RIPPER MOUNTING FRAME

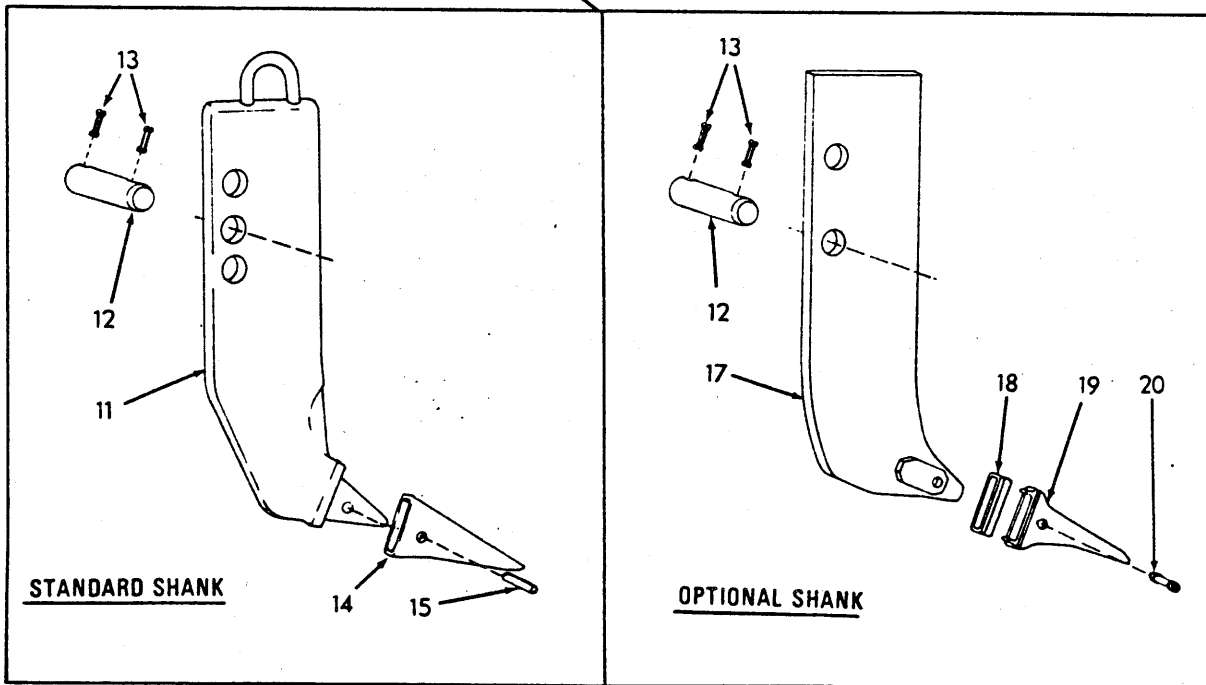
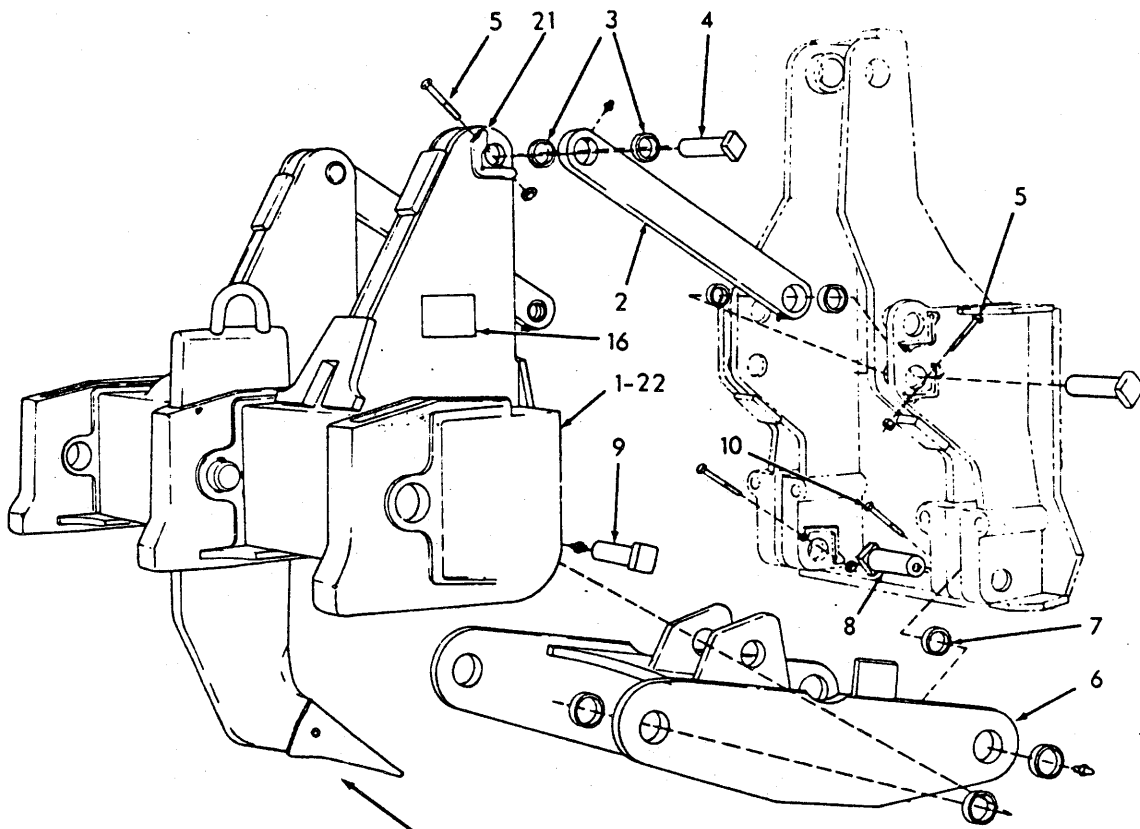
T-73568

ITEM PART NO. QTY. DESCRIPTION

1	70682646	1	FRAME, mounting (Includes items 6 and 7)
2	70922175	2	CAPSCREW, 1"NF x 4"
3	70927621	4	CAPSCREW, 1"NF x 11-3/4"
	70914728	6	LOCKWASHER, 1"NF
4	70926856	6	CAPSCREW, 1-1/4"NF x 4"
5	70926241	4	CAPSCREW, 1-1/4"NF x 12-1/4"
	70914730	10	LOCKWASHER, 1-1/4"
6	70648977	4	STOP, pin
7	70647808	3	STOP, pin

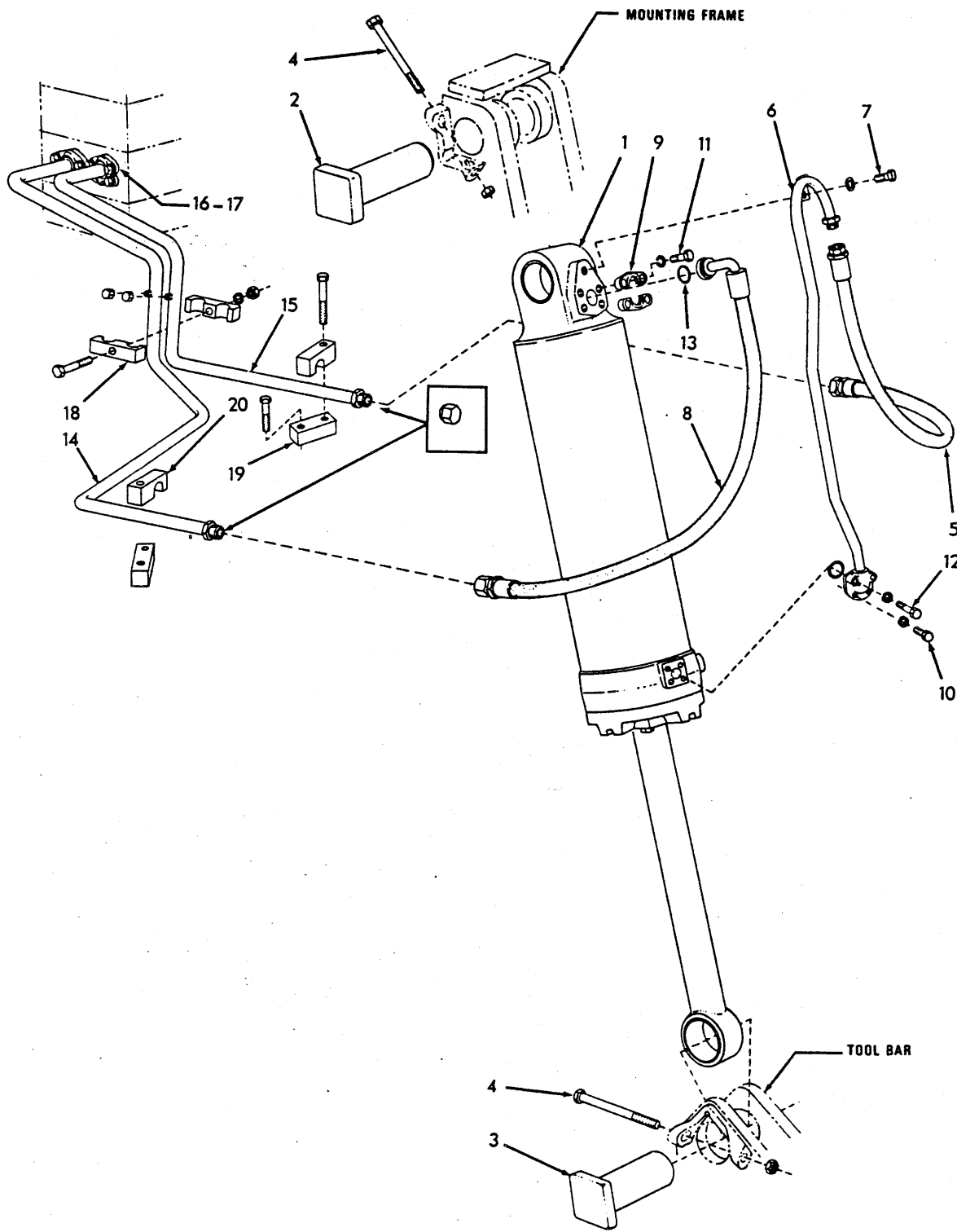
} Requires welding to install

(Revised July 1977)



TOOL BAR AND LINKAGE

ITEM	PART NO.	QTY.	DESCRIPTION
1	70656460	1	BAR, tool (Includes items 21 and 22)
2	70656345	2	STRUT ASSY., upper (Includes item 3)
	70914465	4	FITTING, lubricating, straight, 1/8"NPT
3	70656343	8	BUSHING, upper strut
4	70656326	4	PIN, upper strut
5	70927180	4	CAPSCREW, retaining, upper strut pin
	70915972	4	NUT, elastic stop, 1/2"NC
6	70656355	1	BEAM ASSY., lower (Includes item 7 and 22)
7	70656346	8	BUSHING, lower beam
8	70648944	2	PIN, lower beam, rear
	70912497	2	FITTING, lubricating, straight, 1/4"NPT
9	70656327	2	PIN, lower beam, front
	70912497	2	FITTING, lubricating, straight, 1/4"NPT
10	70927181	4	CAPSCREW, retaining, lower beam pins (5/8"NC x 7")
	70914501	4	NUT, elastic stop, 5/8"NC
11	70656329	3	SHANK, ripper tooth
12	70671944	3	PIN, shank retaining
13	70666983	6	PIN, shank retaining pin
14	70656328	3	TOOTH, ripper shank
15	70924711	3	PIN, ripper tooth (Spirol, 5/8" x 3-1/2")
16	70662243	1	TRANSFER, installation torque data (Early units)
<p><u>NOTE:</u> Items listed below comprise the severe-service shank available as optional equipment.</p>			
17	70660300	3	SHANK ASSY. (Includes items 18 thru 20)
18	70660302	3	COLLAR, ripper tooth
19	70660301	3	TOOTH, ripper shank
20	70660303	3	PIN, tooth retaining
21	70648977	2	STOP, pin
22	70647808	3	STOP, pin
<p>} Requires welding to install</p>			

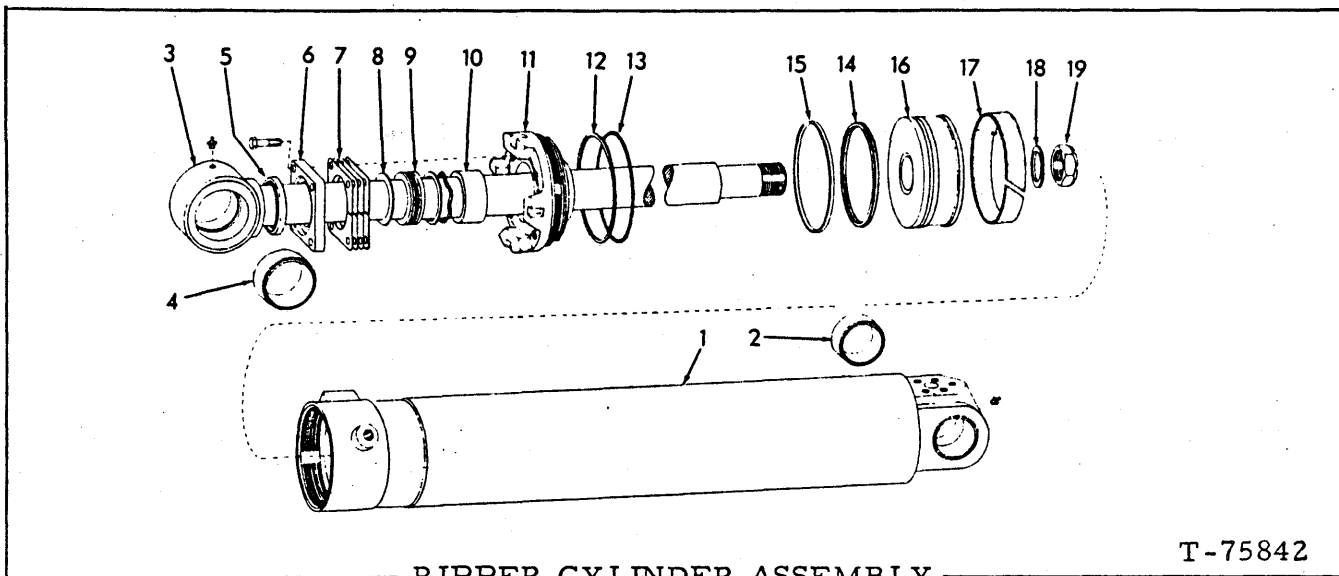


RIPPER CYLINDER PIPING

T-76426

RIPPER CYLINDER PIPING

ITEM	PART NO.	QTY.	DESCRIPTION
1	----- 70914465	1 1	CYLINDER ASSY. (See page 308 for parts) FITTING, lubricating, straight, 1/8"NPT
2	70648172	1	PIN, cylinder attachment, upper
3	70648173	1	PIN, cylinder attachment, lower
4	70927181 70914501	2 2	CAPSCREW, pin retaining NUT, elastic stop, 5/8"NC
5	70656296	1	HOSE, raise line (See HOSE PARTS)
6	70676587	1	TUBE ASSY., raise line (Includes nuts)
7	70921076 70044973	1 1	CAPSCREW, 3/8"NC x 1" WASHER, plain
8	70676574	1	HOSE, drop line (See HOSE PARTS)
9	70921116	2	FLANGE, (half only)
10	70927173	2	CAPSCREW, 3/8"NC x 1-1/8"
11	70921076	4	CAPSCREW, 3/8"NC x 1-1/4"
12	70920996 70910287	2 8	CAPSCREW, 3/8"NC x 2-1/4" LOCKWASHER, 3/8"
13	70924200	2	O-RING, drop line hose
14	70675218 70921467 70922195	1 1 1	TUBE, drop line CAP, flare type, 1/4" tube CAP, flare type, 1" tube
15	70675209 70921467 70922195	1 1 1	TUBE, raise line CAP, flare type, 1/4" tube CAP, flare type, 1" tube
16	70921117 70923192 70914678	4 8 8	FLANGE, tube mounting (half only) CAPSCREW, 7/16"NC x 1-1/2" LOCKWASHER, 7/16"
17	70924192	2	O-RING
18	70625540 70922526 70912441 70911028	2 1 1 1	CLAMP, tube CAPSCREW, 1/2"NC x 2-1/2" LOCKWASHER, 1/2" NUT, 1/2"NC
19	70675168 70927236	2 2	BAR, tube attaching CAPSCREW, 1/2"NF x 2"
20	70660745 70927528	2 2	CLAMP, tube CAPSCREW, 1/2"NF x 3-1/2"



RIPPER CYLINDER ASSEMBLY

T-75842

USAGE: See page 307

ITEM	PART NO.	QTY.	DESCRIPTION
-	73056302	1	CYLINDER ASSY. (Includes items 1 thru 19)
1	73056301	1	CYLINDER ASSY. (Includes item 2)
2	73008156	2	BUSHING, cylinder
3	73056298	1	ROD ASSY., piston (Includes item 4)
4	73050797	2	BUSHING, piston rod
5	73052942	1	SEAL, wiping, piston rod
6	73052034	1	PLATE, packing adjustment
	70915987	4	CAPSCREW, 1/2" NC x 1-1/2"
	70904208	4	LOCKWASHER, 1/2"
7	73054488	4	SHIM, packing adjustment plate (.0299" thick)
8	73054487	1	WASHER, rod packing
9	73054073	1	PACKING SET, piston rod
10	73054072	1	BUSHING, piston rod packing
11	73052838	1	HEAD, cylinder (Early cylinders)
	73062199	1	HEAD, cylinder (Late cylinders)
12	70926715	1	RING, back-up, cylinder head O-ring
13	70923596	1	O-RING, cylinder head
14	70926820	1	RING, piston, inner (rubber)
15	73052994	1	RING, piston, outer (teflon)
16	73054095	1	PISTON (First type)
	73059240	1	PISTON (Second type)
17	73052992	1	RING, piston wear
18	73054108	1	SPACER, piston rod
19	70926392	1	NUT, piston rod (Nylok)(Use with PISTON 73054095)
	73073214	1	NUT, piston rod (Use with PISTON 73059240)
20	73056486	1	REPAIR KIT (Includes items 5, 7, 9, 12 thru 15 and item 17)

Components of item 20

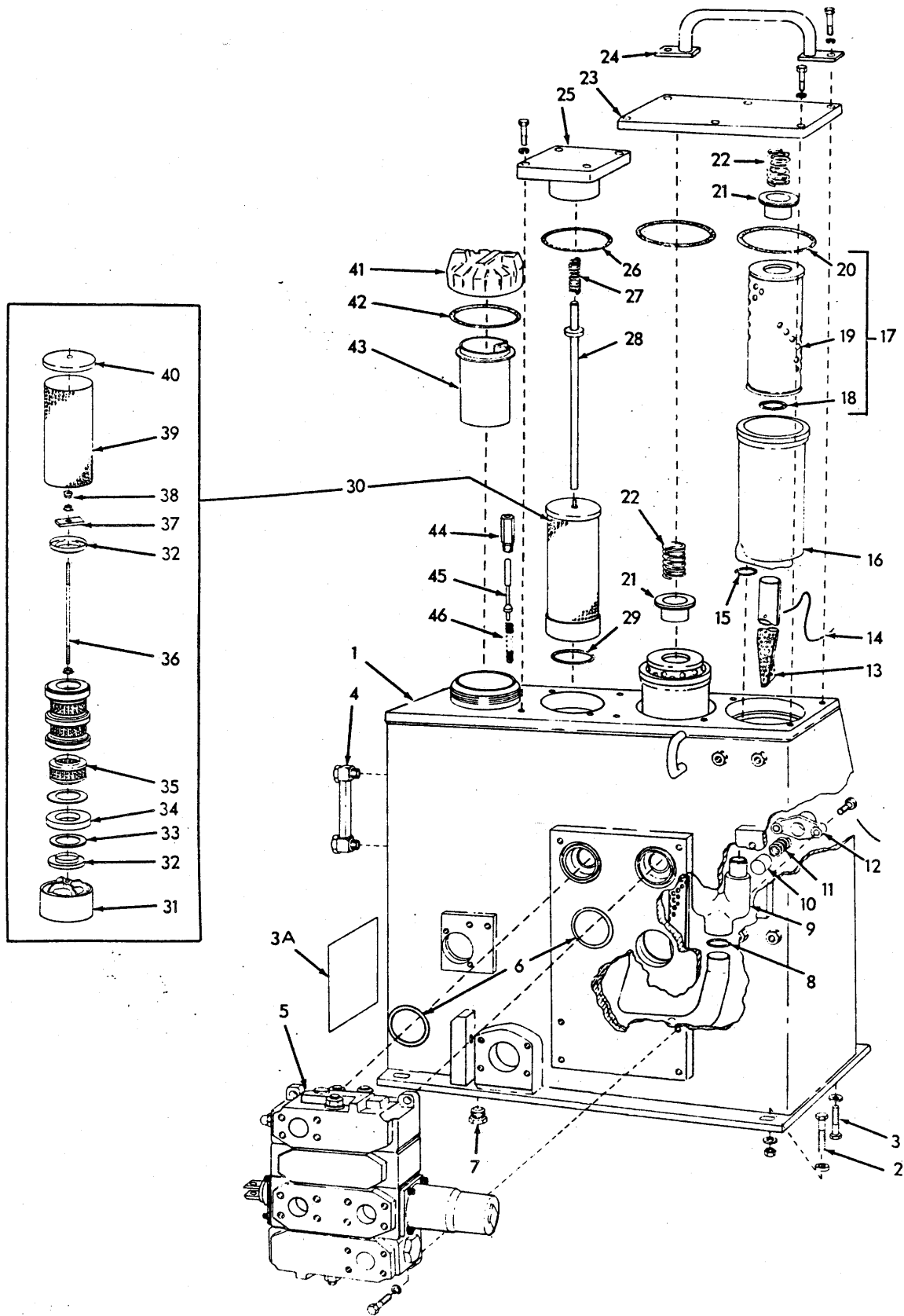
(Revised March 1980)

HYDRAULIC TANK AND CONTROL VALVE

ITEM	PART NO.	QTY.	DESCRIPTION
1	70672905	1	TANK, hydraulic
2	70922743	2	CAPSCREW, 3/4"NC x 2"
3	70921068	2	CAPSCREW, 3/4"NC x 2-1/4"
	70677012	6	WASHER, plain
	70911030	2	NUT, 3/4"NC
	70677010	1	TRANSFER (Tractors prior to unit #17301 and after unit #18798, including unit #18756)
3A	70681841	1	TRANSFER, instruction (Tractors unit #17301 thru #18798, excluding unit #18756)
4	70678984	1	GAUGE, sight, oil level (Includes capscrews and gaskets)
5	70676441	1	VALVE ASSY., control (Standard. For operating dozer only)(Illustrated)
	70676663	1	VALVE ASSY., control (Special. For operating dozer and ripper)
	70676442	1	VALVE ASSY., control (Special. For operating dozer and hydraulic tilt)
	70676673	1	VALVE ASSY., control (Special. For operating dozer, ripper and hydraulic tilt)
	70922526	4	CAPSCREW, 1/2"NC x 2-1/2"
	70912441	4	LOCKWASHER, 1/2"
6	70928292	2	O-RING, tank to valve
7	70924692	1	PLUG, tank drain, flare type, 1-5/16" str. thd., flare type, 1" tube (Tractors prior to unit #16570)
	70921204	1	PLUG, tank drain, 1-1/16" str. thd., 3/4" tube (Includes O-RING)(Tractor unit #16570 and up)
	70921206	1	O-RING
8	70923850	1	O-RING, return line adapter
9	70667727	1	ADAPTER ASSY., oil return line (Serviced only as a unit)
10	70647151	1	VALVE, oil by-pass
11	70647108	1	SPRING, oil by-pass valve
12	70647122	1	CAP, oil by-pass valve
	70927597	2	CAPSCREW, drilled-hd., 3/8"NC x 1-1/2"
	70023633	1	WIRE, locking, 1/16" x 12"
13	70665841	2	TUBE, oil discharge
14	70023633	2	WIRE, retaining, oil discharge tube
15	70923948	2	O-RING, filter housing
16	70660769	2	HOUSING, oil filter
17	70665859	1	ELEMENT KIT, filter (Consists of 2 elements and items 18 and 20)
18	70923664	2	O-RING, oil filter element
19	-----	2	ELEMENT, oil filter (Order item 17)
20	70924691	2	O-RING, oil filter cover

See G-16

(Continued)



HYDRAULIC TANK AND CONTROL VALVE

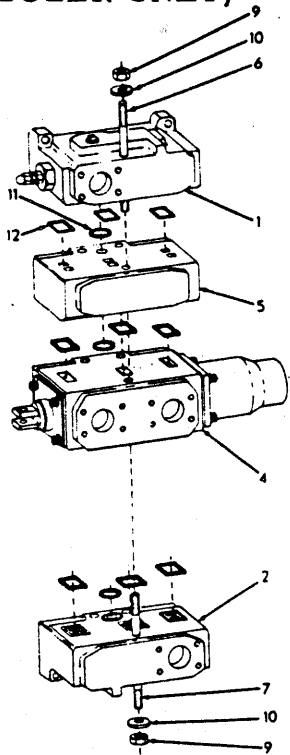
T-75426



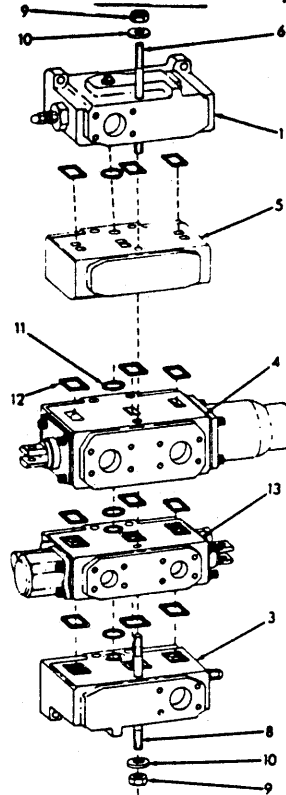
HYDRAULIC TANK AND CONTROL VALVE (Continued)

ITEM	PART NO.	QTY.	DESCRIPTION
21	70665879	2	CAP, oil filter element (Includes bonded gasket)
22	70665886	2	SPRING, oil filter element
23	70655084	1	COVER, filters
	70921076	4	CAPSCREW, 3/8"NC x 1-1/4"
	70910287	4	LOCKWASHER, 3/8"
24	70666215	1	HANDLE, grab
	70921565	2	CAPSCREW, 3/8"NC x 1-1/2" } Also attach filter cover
	70910287	2	LOCKWASHER, 3/8"
25	70665763	1	COVER, contaminant separator
	70921076	4	CAPSCREW, 3/8"NC x 1-1/4" (Two less used on units not equipped with CAB)
	70910287	4	LOCKWASHER, 3/8"
26	70924153	1	O-RING, separator cover
27	70098292	1	SPRING, contaminant rod
28	70670697	1	ROD, contaminant separator
29	70923581	1	O-RING, contaminant separator
30	70670698	1	SEPARATOR ASSY., contaminant, suction line (Consists of items 31 thru 40)
31	70670741	1	HEAD, contaminant separator
32	70666388	2	SPACER, contaminant separator (end)
33	70666387	8	PLATE, contaminant separator
34	70666385	4	MAGNET, contaminant separator
35	70666383	3	SPACER, contaminant separator (perforated)
36	70670699	1	TIE-ROD, contaminant separator
37	70666382	1	BRIDGE, contaminant separator
38	70666565	3	NUT, contaminant separator
39	70666384	1	SLEEVE, contaminant separator
40	70670735	1	PLATE, top, contaminant separator
41	70665726	1	CAP, oil filler
42	70923950	1	O-RING, oil filler cap
43	70671325	1	STRAINER, filler
44	70666634	1	GUIDE, filler pressure release valve
45	70665767	1	PLUNGER, filler pressure release valve
46	70666654	1	SPRING, filler pressure release valve

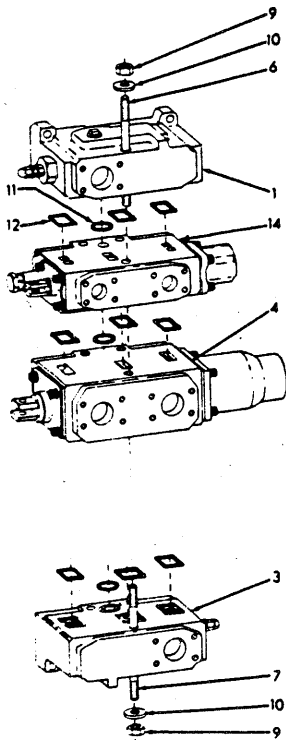
VALVE ASSY. 70676441  
(DOZER ONLY)



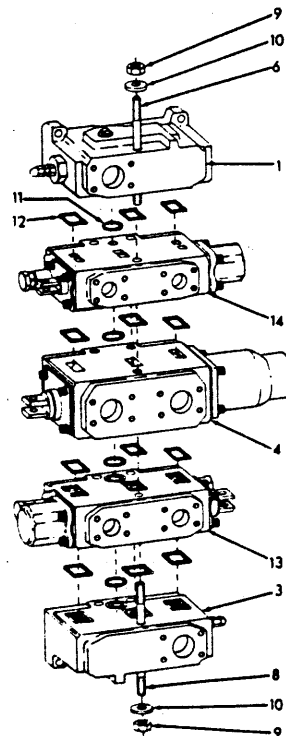
VALVE ASSY. 70676663  
(DOZER & RIPPER)



VALVE ASSY. 70676442  
(DOZER & HYD. TILT)



VALVE ASSY. 70676673  
(DOZER, RIPPER & HYD. TILT)



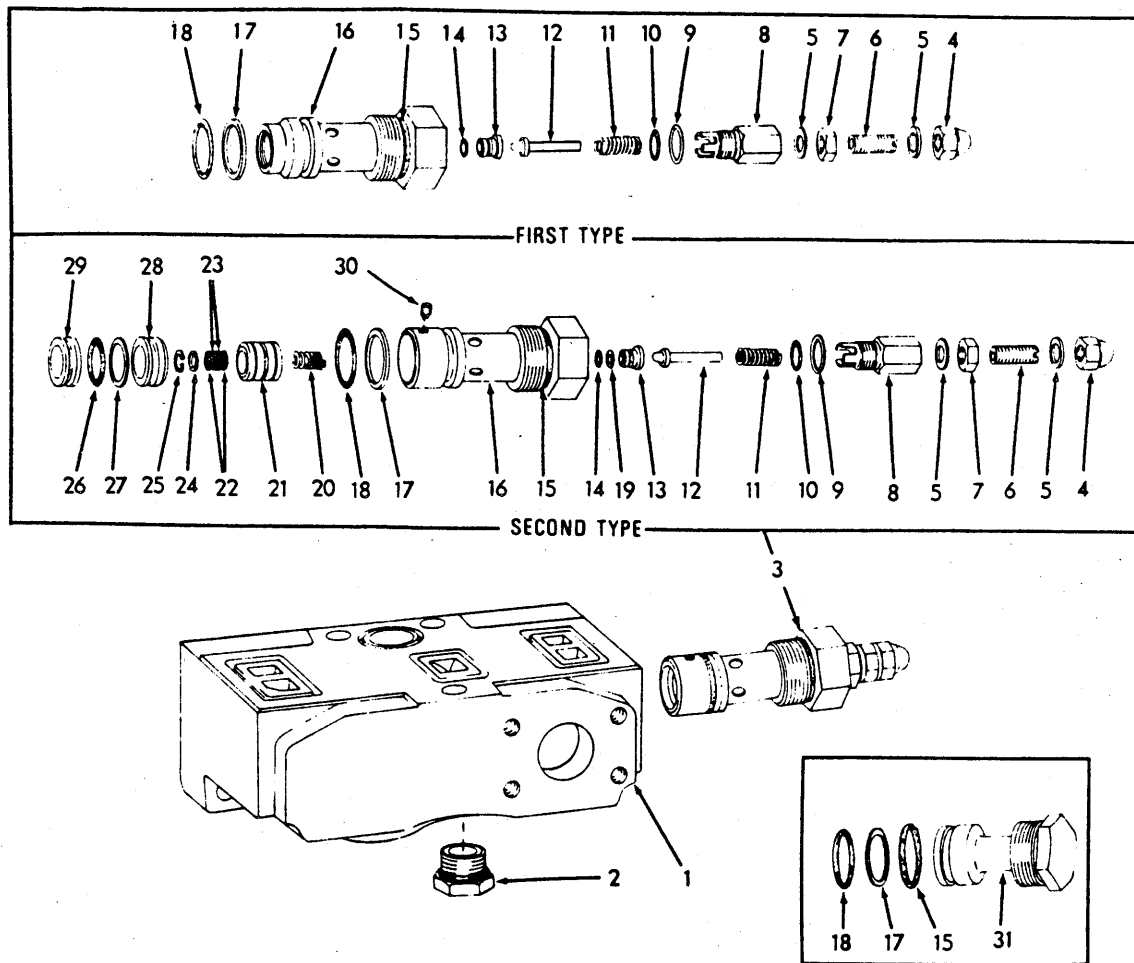
CONTROL VALVES

\*70676441 VALVE ASSEMBLY  
 \*\*70676663 VALVE ASSEMBLY  
 Δ 70676442 VALVE ASSEMBLY  
 ΔΔ70676673 VALVE ASSEMBLY

} See page 309

ITEM	PART NO.	QUANTITY				DESCRIPTION	
		*	**	Δ	ΔΔ		
1	70680513	1	1	1	1	VALVE ASSY., relief	} See page 314
2	70680512	1	-	-	-	VALVE ASSY., inlet	
3	70680716	-	1	1	1	VALVE ASSY., relief	
4	70686100	1	1	1	1	VALVE ASSY., dozer control (First type)(See page 318)	
	73109998	1	1	1	1	VALVE ASSY., dozer control (Second type)(See page 318)	
5	70664067	1	1	-	-	SPACER, upper	
6	70664748	2	3	2	3	STUD, upper (7-1/2" long)	
	73110601	1	-	1	-	STUD, upper (8-1/2" long)	
7	70680239	3	-	3	-	STUD, lower	
8	70664747	-	3	-	3	STUD, lower (7-7/8" long)	
9	70668231	6	6	6	6	NUT, stud (5/8"NC)	
10	70659494	6	6	6	6	WASHER, stud nut	
11	70659496	3	4	3	4	RING, valve sealing	
12	70659497	9	12	9	12	RING, valve sealing	
13	70655655	-	1	-	1	VALVE ASSY., ripper control (See page 316 for parts)	
14	70660869	-	-	1	1	VALVE ASSY., dozer tilt control (See page 316 for parts)	

(Revised September 1978)



RELIEF VALVE ASSEMBLY

T-75430

USAGE: See page 313

\*70680513 VALVE ASSEMBLY  
 \*\*70680512 VALVE ASSEMBLY  
 \*\*\*70680716 VALVE ASSEMBLY

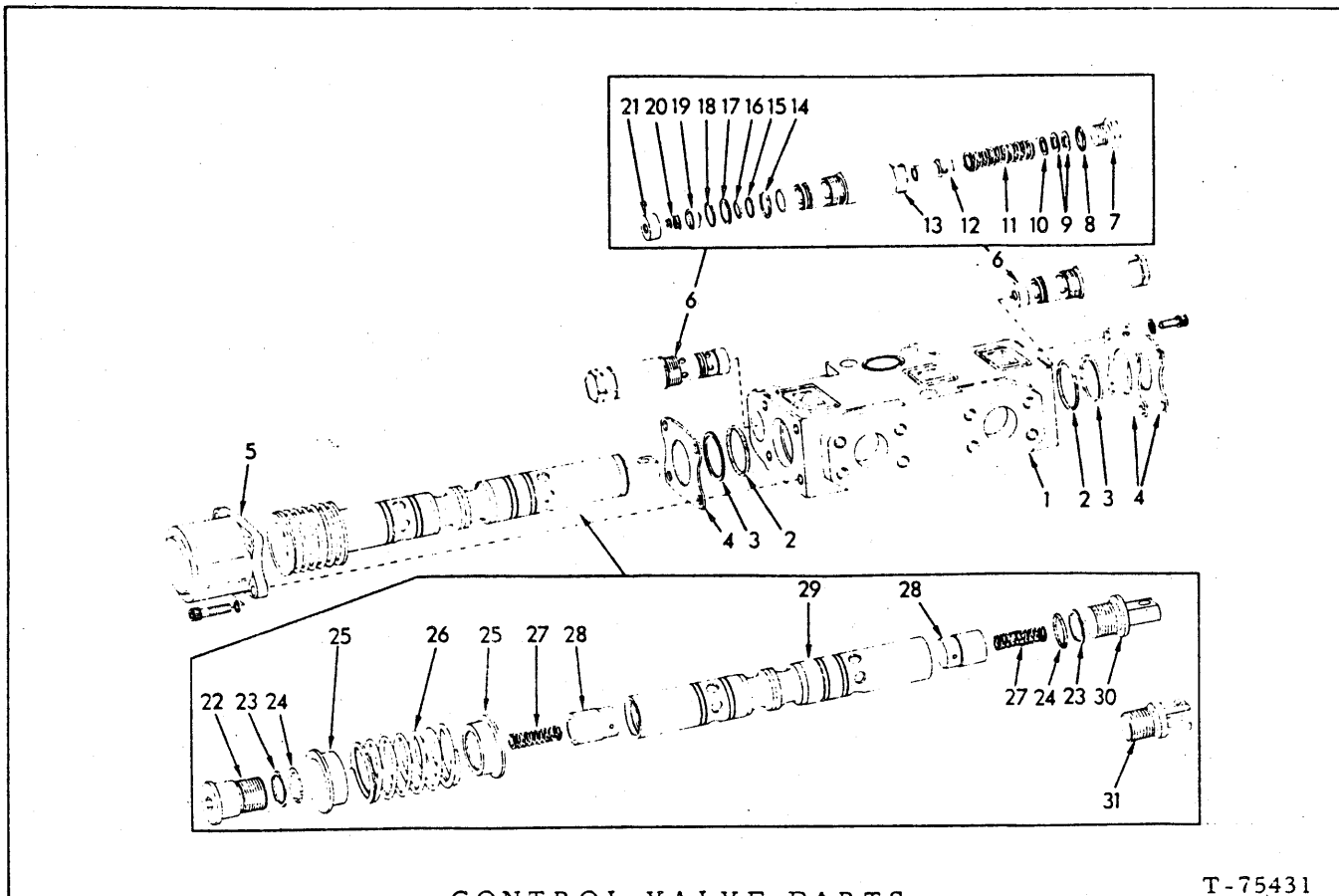
ITEM	PART NO.	QUANTITY			DESCRIPTION
		*	**	***	
1	-----	1	1	1	HOUSING (Not serviced separately)
2	70921204	1	1	1	PLUG, housing (Includes O-RING)
	70921206	1	1	1	O-RING
3	70669198	1	-	1	VALVE ASSY., relief (Consists of items 4 thru 18)(Used prior to October 1971)
	70683795	1	-	1	VALVE ASSY., relief (Consists of items 4 thru 30) (Effective October 1971)
4	70916559	1	-	1	NUT, adjusting screw (3/8" NF, acorn)
5	70668552	2	-	2	GASKET, adjusting screw nuts
6	70668550	1	-	1	SCREW, pressure adjustment
7	70910329	1	-	1	NUT, jam, 3/8" NF

(Continued)

RELIEF VALVE ASSEMBLY (Continued)

ITEM	PART NO.	QUANTITY	DESCRIPTION
		* ** ***	
8	70668551	1 - 1	RETAINER, valve poppet
9	70668548	1 - 1	GASKET, poppet retainer
10	70923846	1 - 1	O-RING, poppet retainer
11	70668555	1 - 1	SPRING, poppet (For use with RELIEF VALVE ASSY. 70669198
	70684439	1 - 1	SPRING, poppet (For use with RELIEF VALVE ASSY. 70683795
12	70669188	1 - 1	POPPET
13	70669189	1 - 1	SEAT, poppet (For use with RELIEF VALVE ASSY. 70669198
	70684438	1 - 1	SEAT, poppet (For use with RELIEF VALVE ASSY. 70683795
14	70926356	1 - 1	O-RING, poppet seat
15	70924270	1 1 1	O-RING
16	-----	1 - 1	CARTRIDGE ASSY. (Not serviced separately)
17	70658245	1 1 1	RING, back-up
18	70924696	1 1 1	O-RING
19	70684416	1 - 1	RING
20	70684435	1 - 1	SPRING
21	-----	1 - 1	POPPET (Not serviced separately)
22	70684408	2 - 2	SCREEN (30 mesh)
23	70684409	2 - 2	SCREEN (100 mesh)
24	70684410	1 - 1	SPACER
25	70927685	1 - 1	RING, snap
26	70924774	1 - 1	O-RING
27	70684411	1 - 1	RING
28	70684436	1 - 1	SEAT
29	70684437	1 - 1	RETAINER
30	70684413	2 - 2	SETSCREW
31	70658246	- 1 -	PLUG

For use with  
RELIEF VALVE  
ASSY. 70683795  
only



CONTROL VALVE PARTS

T-75431

\*70660869 VALVE ASSEMBLY, tilt control } See page 313  
 \*\*70655655 VALVE ASSEMBLY, ripper control }

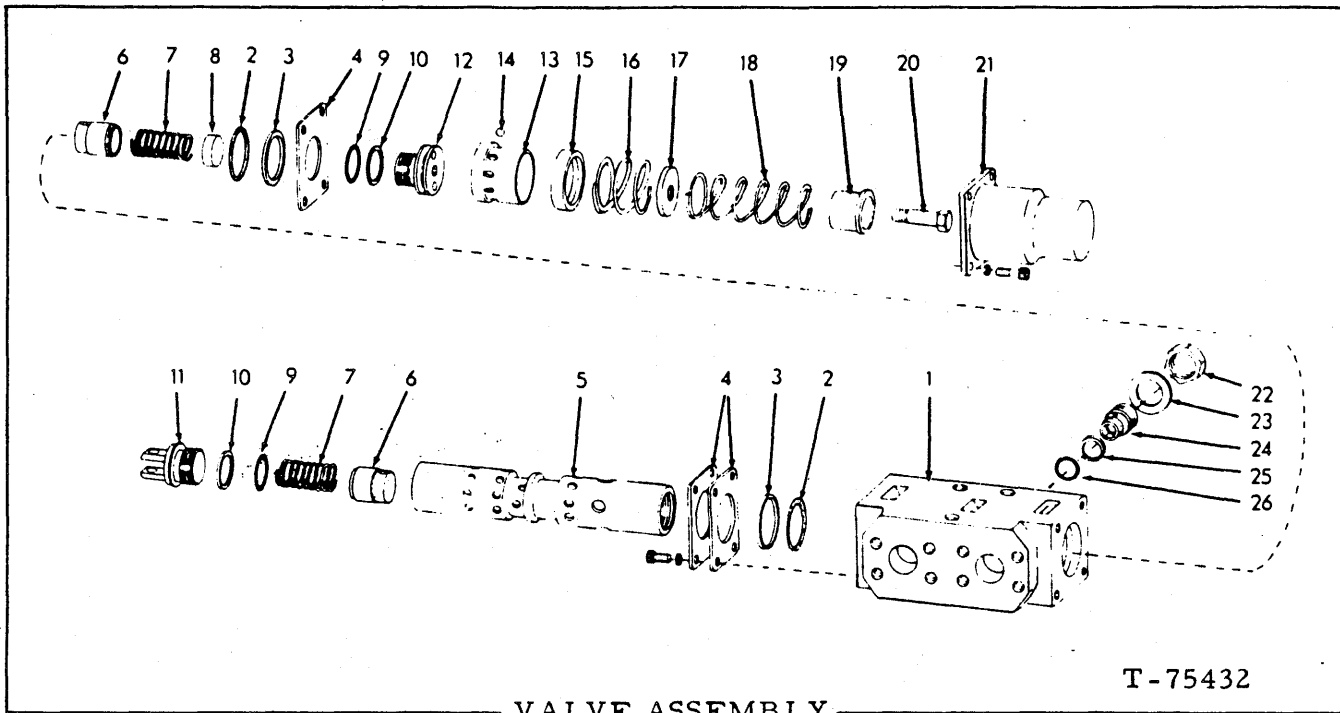
ITEM	PART NO.	QTY.		DESCRIPTION
		*	**	
1	-----	1	1	HOUSING (Not serviced separately)
2	70923813	2	-	O-RING
	70923576	-	2	O-RING
3	70664462	2	-	RING
	70658284	-	2	RING
4	70664464	3	-	PLATE
	70658286	-	3	PLATE
	70925192	4	4	CAPSCREW, socket-hd., 5/16"NC x 5/8"
	70906959	4	4	LOCKWASHER, internal teeth, 5/16"
5	70664456	1	-	CAP
	70658282	-	1	CAP
	70926269	4	4	CAPSCREW, socket-hd., 5/16"NC x 1-1/4"
	70904205	4	4	LOCKWASHER, 5/16"
6	70658466	2	2	VALVE ASSY. (Consists of items 7 thru 21)
7	70658363	2	2	CAP

(Continued)

CONTROL VALVE PARTS (Continued)

ITEM	PART NO.	QTY.		DESCRIPTION	
		*	**		
8	70923379	2	2	O-RING (1" O.D.)	
9	70658360	1	1	WASHER (1/64" thick)	} Use as required
	70911992	1	1	WASHER (1/16" thick)	
10	70660792	1	1	SHIM (.005" thick)	
11	70659555	2	2	SPRING	
12	70658364	2	2	SEAT	
13	-----	2	2	CARTRIDGE (Not serviced separately)	
14	70924775	2	2	O-RING (1-1/8" O.D.)	
15	70660793	2	2	RING	
16	70925081	2	2	O-RING (3/4" O.D.)	
17	70665250	2	2	RING	
18	70924854	2	2	O-RING (1" O.D.)	
19	70658365	2	2	BALL ASSY. (Serviced only as a unit)(Early valves)	
	73109599	2	2	POPPET (Late Valves)	
20	70658361	2	2	SPRING, conical (Early valves)	
	73109602	2	2	SPRING, straight (Late valves)	
21	70665174	2	2	CAP	
22	70664458	1	-	BOLT	
	70658279	-	1	BOLT	
23	70664466	2	-	RING	
	70660780	-	2	RING	
24	70924922	2	-	O-RING	
	70925069	-	2	O-RING	
25	70664460	2	-	GUIDE	
	70658280	-	2	GUIDE	
26	70664461	1	-	SPRING	
	70659506	-	1	SPRING	
27	70665814	2	-	SPRING	
	70659504	-	2	SPRING	
28	70664459	2	-	VALVE	
	70658278	-	2	VALVE	
29	-----	1	1	PLUNGER (Not serviced separately)	
30	70658281	-	1	CLEVIS	
31	70665718	1	-	CLEVIS	

(Revised July 1977)



VALVE ASSEMBLY

T-75432

USAGE: See page 313.

ITEM	PART NO.	QTY.	DESCRIPTION
-	70686100	1	VALVE ASSY. (First type)(Includes items 1 thru 26)
-	73109998	1	VALVE ASSY. (Second type)(Includes items 1 thru 21)
1	-----	1	HOUSING (Not serviced separately)
2	70923580	2	O-RING, operating plunger
3	70664577	2	RING, back-up, plunger sealing ring (teflon)
4	70664575	3	PLATE, seal retaining
	70925640	4	CAPSCREW, socket-hd., 5/16"NC x 3/4"
	70910286	4	LOCKWASHER, 5/16"
5	-----	1	PLUNGER, operating (Not serviced separately)
6	70680246	2	VALVE, check
7	70680244	2	SPRING, check valve
8	70680511	1	SPACER
9	70927101	2	O-RING, clevis and detent
10	70664578	2	RING, back-up, clevis and detent O-ring
11	70680245	1	CLEVIS, operating plunger
12	70680241	1	DETENT
13	70664571	1	RETAINER, detent balls
14	70924855	6	BALL, steel, 3/8" diam.
15	70664572	1	SLEEVE, detent

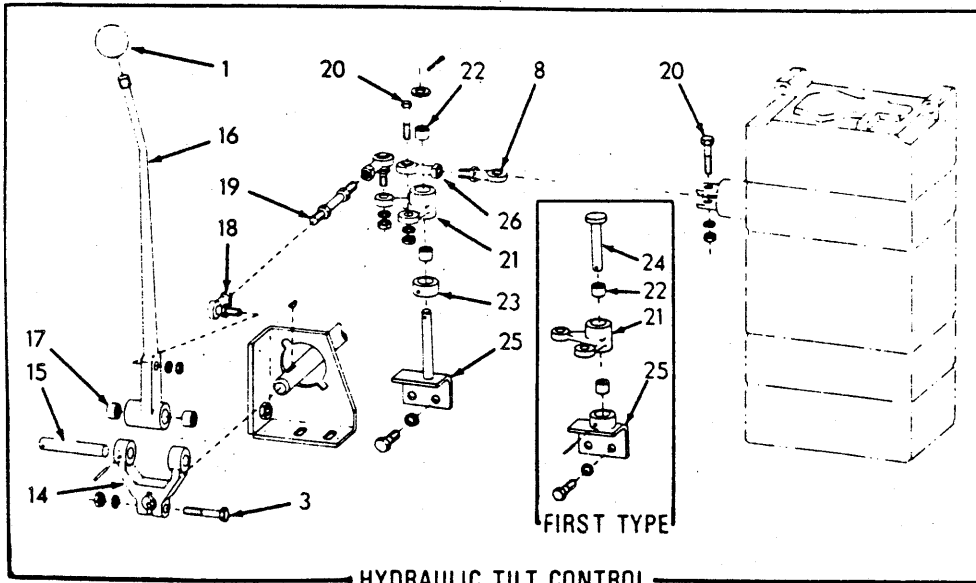
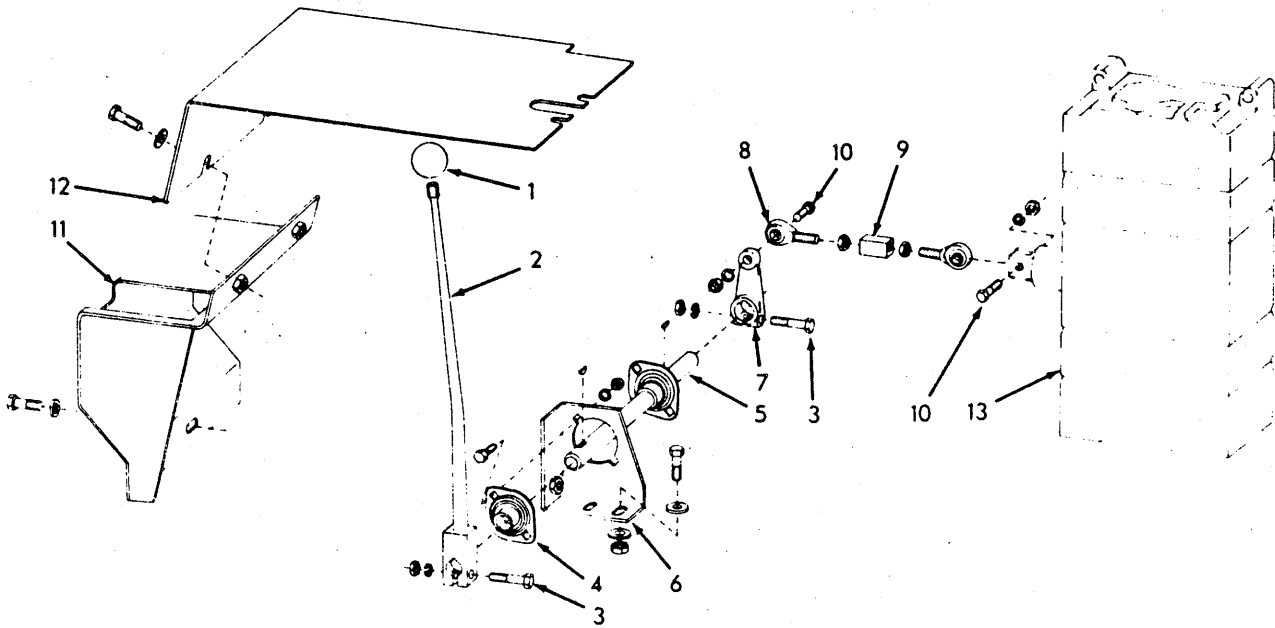
(Continued)



VALVE ASSEMBLY (Continued)

ITEM	PART NO.	QTY.	DESCRIPTION
16	70664582	1	SPRING, detent
17	70664573	1	WASHER, plunger return spring
18	70664581	1	SPRING, plunger return
19	70664569	1	GUIDE, plunger return spring
20	70664574	1	BOLT, plunger return
21	70664568	1	CAP, end
	70926269	4	CAPSCREW, socket-hd., 5/16"NC x 1-1/4"
	70910286	4	LOCKWASHER, 5/16"
22	70664588	1	CAP, check valve
23	70664584	1	GASKET, check valve cap
24	70693476	1	SEAT ASSY. (Includes poppet)
25	70668840	1	RING, back-up, check valve o-ring
26	70925638	1	O-RING, check valve

} First type



VALVE CONTROLS

T-76306

## VALVE CONTROLS

\*Units without hydraulic tilt

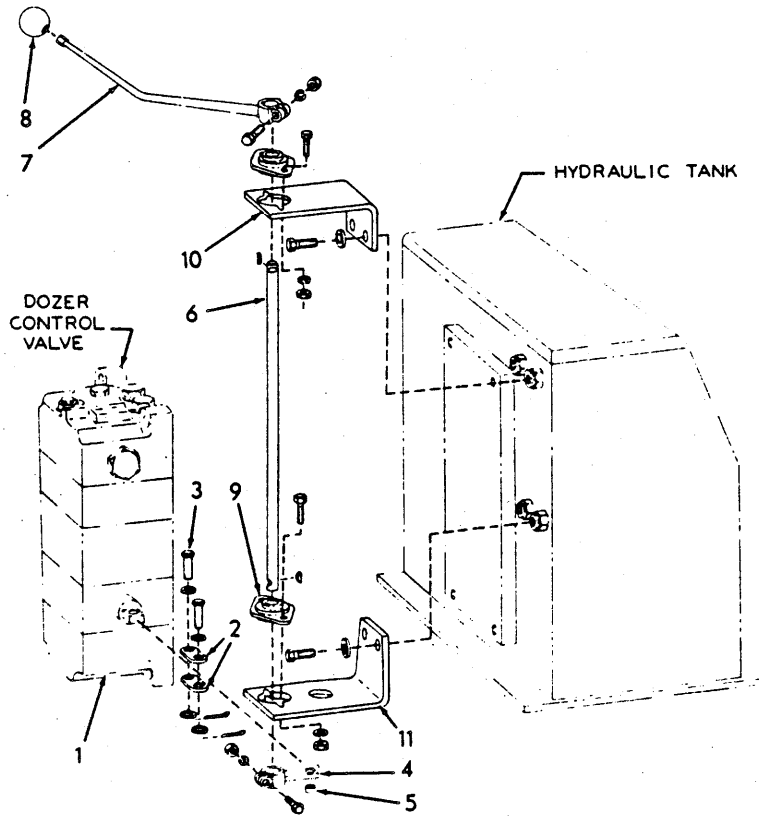
\*\*Units with hydraulic tilt

ITEM	PART NO.	QTY.		DESCRIPTION
		*	**	
1	70090020	1	1	KNOB, operating lever
2	70662156	1	-	LEVER, operating
3	70922287	2	3	CAPSCREW, operating lever (3/8"NC x 1-3/4")
	70910287	2	3	LOCKWASHER, 3/8"
	70911026	2	3	NUT, 3/8"NC
4	70666630	2	2	BEARING, operating lever shaft (self-aligning)
	70927373	4	4	CAPSCREW, 5/16"NC x 7/8"
	70910286	2	2	LOCKWASHER, 5/16"
	70677005	2	2	WASHER
	70911025	2	4	NUT, 5/16"NC
5	70672352	1	1	SHAFT, operating lever
	70905122	2	2	KEY, #7 woodruff, 1/8" x 3/4"
6	70659345	1	1	BRACKET, operating lever shaft
	70921556	2	2	CAPSCREW, 1/2"NC x 1-3/8"
	70677008	4	4	WASHER, plain
	70911028	2	2	NUT, 1/2"NC
7	70617648	1	1	LEVER, valve operating
8	70639916	2	3	END, ball (male thread)
	70911041	2	3	NUT, 3/8"NF
9	70082366	1	1	BLOCK, adjusting
10	70921565	2	2	CAPSCREW, ball end (3/8"NC x 1-1/2")
	70910287	2	2	LOCKWASHER, 3/8"
	70911026	2	2	NUT, 3/8"NC
11	70672359	1	1	COVER, valve, front
	70920582	1	2	CAPSCREW, 1/2"NC x 1-1/4"
	70677008	1	2	WASHER, plain
12	70672356	1	1	COVER, valve, top
	70920582	4	4	CAPSCREW, 1/2"NC x 1-1/4"
	70677008	4	4	WASHER, plain
13	-----	1	1	VALVE ASSY., control (See page 311)
14	70659338	-	1	LEVER, pivot
15	70655418	-	1	SHAFT, pivot
	70915797	-	1	PIN, spring, 3/16" x 1-1/4"
16	70672351	-	1	LEVER, operating
17	70655215	-	2	BEARING, needle, operating lever
18	70653570	-	2	END, rod
	70910287	-	1	LOCKWASHER, 3/8"
	70911041	-	1	NUT, 3/8"NC

(Continued)

VALVE CONTROLS (Continued)

ITEM	PART NO.	QTY		DESCRIPTION	
		*	**		
19	70642130	-	1	ROD, control	
	70911041	-	2	NUT, 3/8" NF	
20	70921565	-	2	CAPSCREW, 3/8" NC x 1-1/2"	
	70910287	-	2	LOCKWASHER, 3/8"	
	70911026	-	2	NUT, 3/8" NC	
21	70659340	-	1	LEVER, bellcrank	
22	70655215	-	2	BEARING, needle, bellcrank lever	
23	70655221	-	1	BLOCK	
24	70655211	-	1	PIN, bellcrank lever	} Used prior to April 1972
	70915797	-	1	PIN, spring, 3/16" x 1-1/4"	
25	70672343	-	1	ANGLE, bellcrank lever mounting	} Effective April 1972
	70682425	-	1	ANGLE, bellcrank lever mounting	
	70928178	-	1	WASHER	
	70900806	-	1	PIN, cotter, 1/8" x 1"	
	70920582	-	2	CAPSCREW, 3/8" NC x 1"	
	70912441	-	2	LOCKWASHER, 3/8"	
26	70617932	-	1	END, rod	



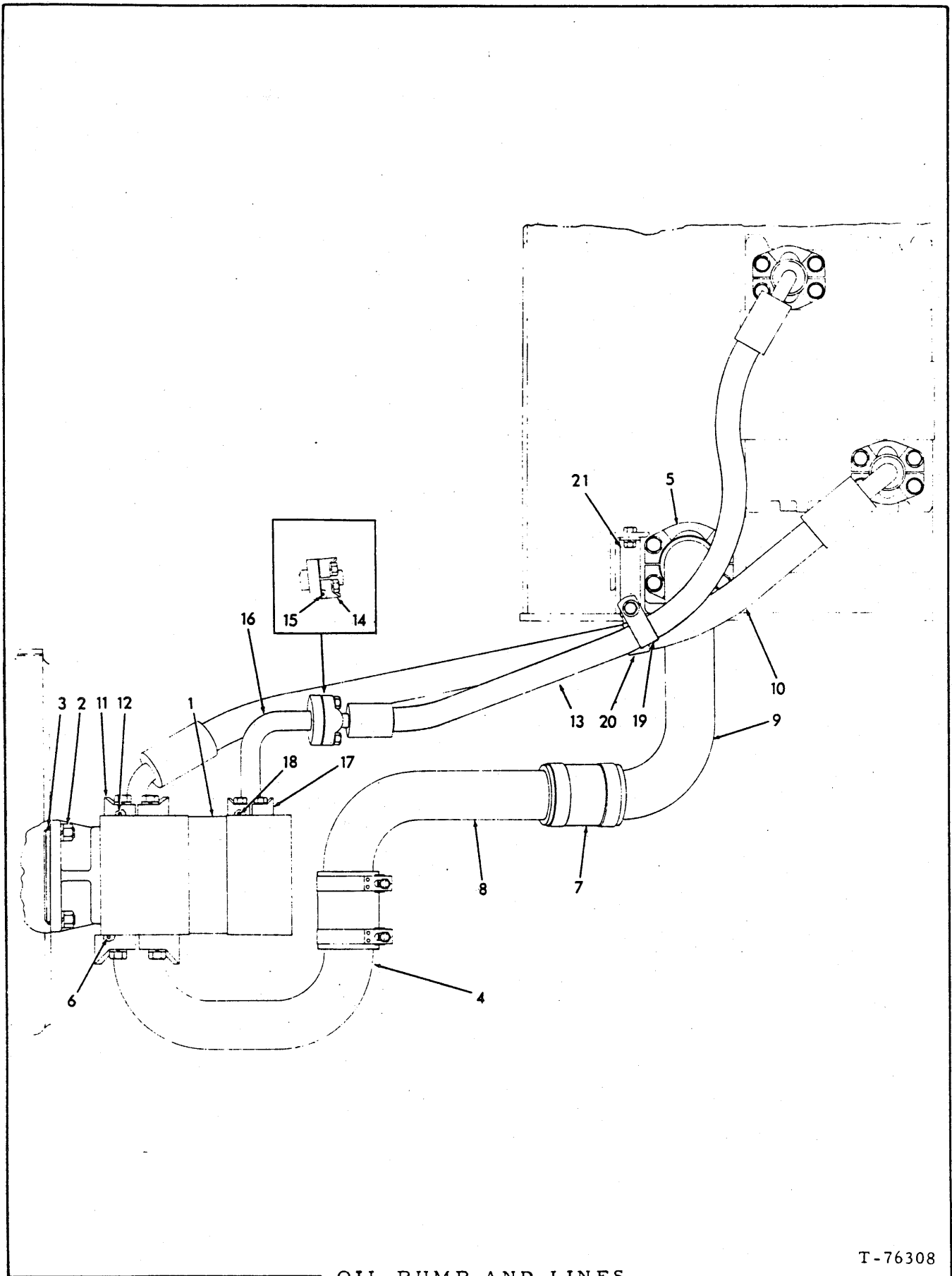
AUXILIARY VALVE CONTROL

T-75814

## AUXILIARY VALVE CONTROL

USAGE: Units equipped with ripper or other allied equipment. See page 321 for basic dozer controls

ITEM	PART NO.	QTY.	DESCRIPTION
1	-----	1	VALVE ASSY. (See page 313)
2	70659312	2	LINK, connecting
3	70094317	2	PIN, connecting link
	70910244	4	WASHER, plain, SAE std., 1/2"
	70900806	2	PIN, cotter, 1/8" x 1"
4	70672344	1	LEVER ASSY., control (Includes item 5)
	70920995	1	CAPSCREW, 3/8"NC x 1-3/4"
	70910287	1	LOCKWASHER, 3/8"
	70911026	1	NUT, 3/8"NC
5	70049988	1	BUSHING, control lever
6	70666683	1	SHAFT, control lever
	70905122	2	KEY, #7 woodruff, 1/8" x 3/4"
7	70672354	1	LEVER, operating
	70920995	1	CAPSCREW, 3/8"NC x 2"
	70910287	1	LOCKWASHER, 3/8"
	70911026	1	NUT, 3/8"NC
8	70090020	1	KNOB, operating lever
9	70666630	2	BEARING, operating lever shaft (self-aligning)
	70927373	4	CAPSCREW, 5/16"NC x 7/8"
	70910286	4	LOCKWASHER, 5/16"
	70911025	4	NUT, 5/16"NC
10	70672346	1	ANGLE, supporting, operating shaft, upper
	70920582	2	CAPSCREW, 1/2"NC x 1-3/8"
	70677008	2	WASHER, plain
11	70672358	1	ANGLE, supporting, operating shaft, lower
	70920582	2	CAPSCREW, 1/2"NC x 1-3/8"
	70677008	2	WASHER, plain



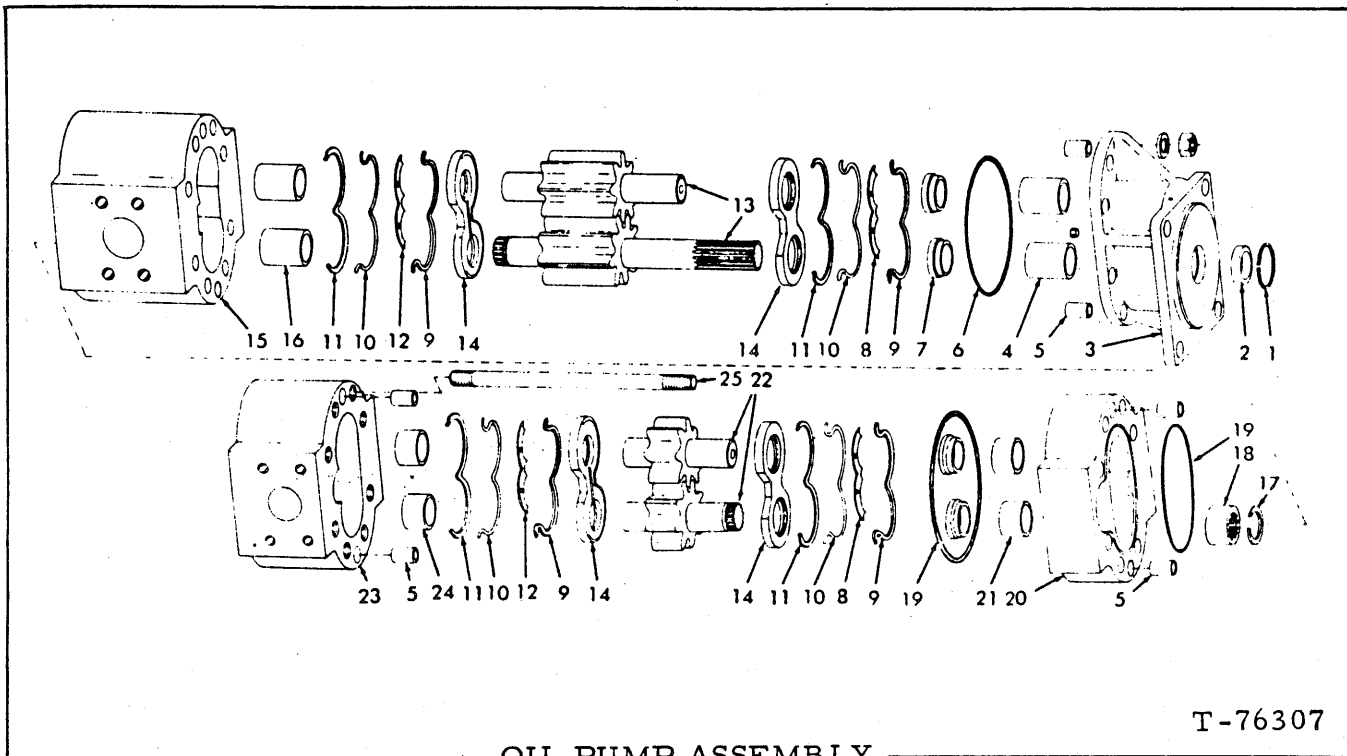
OIL PUMP AND LINES

T-76308

## OIL PUMP AND LINES

ITEM	PART NO.	QTY.	DESCRIPTION
1	-----	1	PUMP ASSY., oil (See page 326
2	70604241	4	STUD, 1/2"NC x 1-7/8"
	70912441	4	LOCKWASHER, 1/2"
	70914012	4	NUT, 1/2"NC
3	70923591	1	O-RING, pump sealing
4	70673330	1	TUBE, suction line, front
5	70921599	4	FLANGE, suction line (half only)
	70920583	8	CAPSCREW, 1/2"NC x 1-1/2"
	70912441	8	LOCKWASHER, 1/2"
6	70924686	2	O-RING, suction line
7	70674063	2	HOSE, suction line
	70927141	4	CLAMP, hose, 2-7/8 to 3-3/16" diam.
8	70673329	1	TUBE, suction line, intermediate
9	70673328	1	TUBE, suction line, rear
10	70681275	1	HOSE, pump to valve (large)
11	70921118	6	FLANGE (half only)
	70920583	12	CAPSCREW, 1/2"NC x 1-1/2"
	70912441	12	LOCKWASHER, 1/2"
12	70924193	3	O-RING
13	70673796	1	HOSE, pump to valve (small)
14	70921115	2	FLANGE (half only)
	70921076	4	CAPSCREW, 3/8"NC x 1-1/4"
	70910287	4	LOCKWASHER, 3/8"
15	70924110	1	O-RING
16	70673331	1	TUBE
17	70921116	2	FLANGE
	70921076	4	CAPSCREW, 3/8"NC x 1-1/4"
	70910287	4	LOCKWASHER, 3/8"
18	70924200	1	O-RING
19	70927311	1	CLIP, high pressure line hose
	70922763	1	CAPSCREW, 3/8"NC x 1"
	70677006	2	WASHER, plain
	70911026	1	NUT, 3/8"NC
20	70927596	1	CLIP, low pressure line hose
21	70659175	1	ANGLE, hose supporting
	70922763	1	CAPSCREW, 3/8"NC x 1"
	70910287	1	LOCKWASHER, 3/8"
	70911026	1	NUT, 3/8"NC

(Revised July 1977)



T-76307

OIL PUMP ASSEMBLY

USAGE: See page 325

\* Early design  
 \*\* Late design  
 DESCRIPTION

ITEM	PART NO.	QTY.	DESCRIPTION
-	70666194	1	1 PUMP ASSY. (Includes items 1 thru 25)
1	70194166	1	1 RING, snap, seal retaining
2	70194165	1	1 SEAL, oil
3	70663327	1	- FLANGE ASSY. (Includes item 4 and PLUG indented below)
	70910231	1	- PLUG, pipe, hex-socket, 1/8"NPT
	73112850	-	1 FLANGE ASSY. (Includes bushings which are not serviced separately and item 6)
4	70663328	2	- BUSHING, mounting flange
5	70194132	6	6 DOWEL, pump body
6	70925655	1	- O-RING
	70925743	-	1 O-RING
7	70664694	4	- <input type="checkbox"/> RING
8	70665098	2	2 <input type="checkbox"/> PLATE, isolation
9	70665096	4	4 <input type="checkbox"/> RING, back-up (teflon)
10	70665097	4	4 <input type="checkbox"/> RING, sealing (rubber)
11	70665099	4	4 <input type="checkbox"/> RETAINER, seal ring (nylon)
12	70665095	2	2 <input type="checkbox"/> PLATE, isolation
13	70663363	1	1 GEAR KIT, front pump (Consists of 2 matched gears. Includes shafts)
14	70658241	4	4 PLATE, wear
15	70660460	1	1 BODY ASSY., front pump (Includes item 16)
16	70663328	2	- BUSHING, front pump body

Components of item 26

(Continued)

(Revised July 1977)



## OIL PUMP ASSEMBLY (Continued)

ITEM	PART NO.	QTY.		DESCRIPTION
		*	**	
17	70667593	1	-	RING, snap
	70927691	-	1	RING, snap
18	70667594	1	1	COUPLING, gear
19	70925393	2	-	O-RING
	70924920	-	2	O-RING
20	70663304	1	-	BODY ASSY. (Includes item 21)
	70697417	-	1	PLATE ASSY. (Includes bushings which are not serviced separately)
21	70663326	2	-	BUSHING, center body
22	70663365	1	1	GEAR KIT, rear pump (Consists of 2 matched gears. (Includes shafts)
23	70663323	1	-	BODY ASSY. (Includes item 24)
	70697414	-	1	BODY ASSY. (Includes bushings which are not serviced separately)
24	70663326	2	-	BUSHING, rear pump body
25	70665818	8	8	STUD
	70665930	8	8	NUT, 1/2"NF
	70651109	8	8	WASHER
26	70665141	2	2	SEAL KIT (Consists of items 7 thru 12; includes half of quantities listed above)

NUMERICAL INDEX

Part No.	Page	Part No.	Page	Part No.	Page	Part No.	Page	Part No.	Page
70012389..281		70049109..225		70057005..172		70073161..225		70084905..173	
70012526..285		70049110..221		70057006..172		70073162..225		70084965..297	
70012526..289		70049110..225		70058702..176		70073468..211		70084965..3C1	
70012767..2C3		70049111..221		70058759..211		70074452..265		70085680..259	
70012767..223		70049111..225		70058796..179		70074452..266		70086546..151	
70012767..285		70049877..223		70058806..179		70074566..221		70087413..167	
70012767..289		70049918..179		70058807..179		70074567..221		70087528..1C6	
70012984..2C3		70049988..165		70058814..177		70074568..221		70088349..1C4	
70012984..210		70049988..199		70058826..179		70074569..221		70088491..86	
70012992..221		70049988..2C1		70058925..176		70075354..154		70088534..271	
70012992..222		70049988..2C2		70059007..211		70075769..1C2		70088561..111	
70012992..223		70049988..323		70060552..167		7007577C..1C2		70089107..1C5	
70012992..263		70049993..2C1		70061528..250		70075771..1C2		7008932C..174	
70013006..250		70049993..2C2		70061528..251		70076140..250		70089894..1C5	
70013465..285		70050214..170		70062334..191		70076140..251		70089894..121	
70013467..216		70050227..3C1		70063890..51		70076461..132		70089894..122	
70023633..132		70050292..127		70063891..51		70076572..261		70089894..123	
70023633..135		70050292..139		70064219..2C7		70078810..75		7009C020..78	
70023633..168		70050433..201		70064377..168		70078810..85		7009C020..84	
70023633..3C9		70050447..210		70064413..211		70078810..85		7009C020..191	
70023756..132		70050543..2C3		70064414..211		70078810..165		7009C020..321	
70023756..170		70050594..168		70064531..213		70078810..191		7009C020..323	
70031990..286		70050595..168		70064531..275		70078814..132		70091181..250	
70031990..292		70050607..281		70064810..216		70078867..211		70091375..139	
70033074..2C2		70050608..281		70066251..1C2		70078981..225		70091571..179	
70033288..177		70050609..281		70066252..1C2		70080667..210		70091972..177	
70033288..180		7005061C..281		70066253..1C1		70080758..51		70092160..1C3	
70033288..221		70050611..281		70066255..1C2		70081672..86		70092163..53	
70033288..223		70050612..281		70066261..1C1		70081787..176		70092163..234	
70033288..225		70051352..211		70066517..1C1		70081795..97		70092652..1C5	
70033751..151		70051429..223		70066693..221		70082189..54		70092727..54	
70034076..243		70051478..223		70066693..225		70082343..145		70092758..1C5	
70034076..244		70051482..222		70066794..2C9		70082366..321		7009276C..2C4	
70035018..213		70051483..222		70066872..1C3		70082443..51		70092760..2C7	
70035068..285		70051484..222		70066873..1C3		70082444..51		70093176..274	
70035221..207		70052070..179		70066874..1C3		70082449..5C		70093751..55	
70035250..32		70052371..281		70066875..1C3		70082487..5C		70093752..47	
70035250..33		70052444..179		70066876..1C3		70082488..5C		70093752..49	
70035250..135		70052527..167		700667543..167		70082489..5C		70093752..54	
70035250..167		70052643..161		70067680..169		7008249C..5C		70093752..261	
70035250..214		70052976..168		70068173..159		70083208..221		70093972..268	
70035306..287		70052977..168		70068367..250		70083208..225		70093972..269	
70035337..154		70053667..97		70068875..1C2		70083317..2C2		70094167..51	
70035439..145		7005489C..177		70068876..1C2		70083536..223		70094317..2C2	
70035439..154		7005489C..180		70068878..1C2		70083847..261		70094317..323	
70035793..171		70054890..221		70068879..1C2		7008401C..1C5		70094322..8C	
70035793..172		7005489C..223		70068881..1C2		70084042..1C4		70094369..285	
70036268..281		70054890..225		70069080..176		70084236..1E0		70094527..131	
70036546..211		70055234..55		70069106..176		70084271..176		70095265..265	
70037000..168		70056312..223		70069164..1C2		70084277..179		70095265..266	
70038234..265		70056413..212		70069328..174		70084278..179		70095267..265	
70040475..171		70056413..213		70069441..174		70084289..179		70095267..266	
70042887..222		70056441..212		70069514..179		70084297..174		70096209..166	
70042888..222		70056441..213		70069615..179		70084299..180		70096210..166	
70043881..79		70056513..172		70070C161..219		70084303..176		70096815..51	
70043881..152		70056585..225		70070161..219		70084311..176		70096816..51	
70043881..202		70056645..227		70070212..85		70084312..176		70096908..261	
70044721..247		70056652..226		70070272..2C9		70084313..176		70097282..229	
70044721..249		700567C2..211		70070299..181		70084319..173		70097332..215	
70044973..87		70056706..211		700704C0..250		70084337..177		70097413..259	
70044973..3C7		70056711..210		70070469..210		70084349..179		70097494..234	
70045312..147		70056793..170		70070678..233		70084432..176		70097534..47	
70045524..221		70056881..223		70071014..285		70084432..179		70097534..49	
70047151..223		70056895..214		70071014..289		70084493..12		70097534..54	
70047381..268		70056898..215		70072366..223		70084493..12		70098121..227	
70047381..269		70056969..179		70072366..226		70084888..1C4		70098122..227	
70047581..223		7005697C..179		70072438..83		70084897..51		70098123..227	
70047605..223		70056971..179		70073111..225		70084899..51		70098124..227	
70048705..145		700570C3..173		70073112..225		70084903..173		70098292..311	
70049109..221		70057004..173		70073160..225		70084904..173		70099433..73	

NUMERICAL INDEX

Part No.	Page	Part No.	Page	Part No.	Page	Part No.	Page	Part No.	Page
7C182763..245		70614721..2E5		70623945..144		70628359..155		70629885..155	
70188436..237		70614721..289		70623947..144		70628401..155		70629886..155	
70193822..97		70614746..289		7C623953..145		70628402..155		70629887..155	
70194132..326		7C615615..2E9		70623954..145		70628402..157		70629888..157	
70194165..326		70615618..2E9		70623955..145		70628403..157		70629889..157	
70194166..326		70617128..2E5		70623956..145		70628440..159		70629890..155	
70196606..82		70617129..2E9		7C623957..145		70628441..159		70629891..157	
70197810..56		70617309..289		70623958..132		70628442..159		70629892..157	
70198775..125		70617310..2E9		7C623959..145		70628443..159		70629893..157	
70198775..261		70617636..257		70623963..139		70628512..23		70629894..155	
70208253..151		70617648..321		70623965..139		70628521..154		70629895..155	
70208960..247		70617725..257		70623967..139		70628612..165		70629897..157	
70208960..249		70617855..250		70623968..144		70628736..75		7C629898..155	
70208960..250		70617932..85		70623969..139		70628736..83		70629899..155	
70209942..155		70617932..165		70623971..144		70628736..151		7C629900..155	
70211581..174		70617932..322		70623974..143		70628738..8C		70629901..155	
70211582..174		70617947..165		70623975..143		7C628738..82		70629902..157	
70239726..247		70618162..2E5		70623976..143		70628768..159		7C629904..157	
70239726..249		70618173..2E5		70623977..143		70628759..159		70629906..157	
70240962..257		70618173..2E9		70623978..143		70628821..152		70629907..155	
7C243526..260		70618176..2E5		70623979..143		70628915..226		70629908..157	
70243527..260		70618185..2E9		70623981..143		70628934..226		70629909..155	
70243528..260		70618197..2E5		70623984..143		70628941..143		70630030..131	
70248922..260		70618197..289		70623989..159		70629136..162		7C630097..2C3	
70336916..159		70618417..2E5		70623991..144		70629141..23		70630295..151	
70336917..159		70618417..2E9		70623992..139		70629192..146		70630331..86	
70600236..211		70618651..250		70623993..139		70629223..139		70630540..5C	
70604241..325		70618652..250		70623995..159		70629287..143		70630578..157	
70604943..263		70619435..2E9		70623997..159		70629312..159		70630584..135	
70606228..2E5		70619436..2E9		70624142..144		70629391..154		70630752..213	
70606229..2E5		70619814..259		70624251..141		70629392..154		70630753..263	
70606235..2E6		70619966..254		70624559..172		70629393..154		70630795..191	
70606236..2E6		70619968..2E9		70624561..170		70629407..147		70630833..192	
70606236..251		70620063..137		70624562..170		70629408..147		70630836..151	
70606241..2E5		70620063..1E3		70624584..77		70629409..147		70631106..155	
70606242..2E6		70620063..1E5		70624584..75		70629414..147		70631305..170	
70606245..2E6		70620366..257		70624584..82		70629488..161		70631316..172	
70606245..252		70620420..257		70624584..85		70629491..161		70631476..75	
70606267..2E5		70620604..255		70624584..151		70629492..161		70631476..83	
70606268..2E6		70620721..96		70624585..8C		70629493..161		70631498..83	
70606268..252		7C620778..132		70624641..171		70629497..161		70631510..171	
70606269..2E5		70621272..2C7		70624642..171		70629499..161		70631542..181	
70606273..257		70621278..256		70624673..171		70629501..161		70631575..171	
70606274..289		70621300..226		70624674..171		7C629502..161		70631577..172	
70606279..2E5		70621304..55		7C624695..135		70629503..161		70631587..169	
70606286..287		7C621304..131		70624706..135		70629634..165		70631588..169	
70606295..287		70621342..243		70624706..159		70629697..2C9		70631617..221	
70606473..250		70621343..243		70624766..2C1		70629697..278		70631657..86	
70606474..250		70621428..245		70624783..143		7C629698..2C9		70631687..214	
70606485..250		70621429..245		70625540..293		70629698..278		7C631769..95	
70606486..250		70621530..96		70625540..255		70629709..164		70631788..149	
70606488..2E9		70621614..86		70625540..3C7		70629716..191		70631828..1E1	
70606491..250		70621632..3C2		70627008..167		70629852..141		70631844..165	
70606492..289		70621724..245		70627279..169		70629853..141		70631846..1E1	
70606498..2E9		70622106..2E7		70627347..153		70629854..141		70631868..181	
70606526..289		70622135..179		70627451..152		70629855..141		70631869..181	
70606548..289		70622161..247		7C628038..159		70629856..141		70631870..181	
70606550..2E9		70622612..222		70628039..159		70629858..141		70631872..181	
70606551..289		70622663..221		70628065..154		70629859..141		70631883..2C1	
70606673..2E9		70622685..97		70628116..85		70629860..141		70631885..135	
70606674..289		70622847..225		70628138..86		70629861..141		70631886..159	
70606741..2E5		70622850..225		70628238..234		70629863..142		70631887..159	
70606858..135		70622855..225		70628320..172		70629864..142		70631888..159	
7C610563..75		70622884..97		70628378..155		70629872..141		70632038..165	
70611975..151		70622922..47		70628381..155		70629873..141		70632060..150	
7C613231..153		70623144..167		70628382..155		70629875..142		70632060..181	
70613231..254		70623151..2C1		70628384..157		70629879..155		70632062..181	
70613355..2E5		70623545..256		70628389..157		70629881..155		70632063..181	
70614597..250		70623576..2C4		70628391..157		70629882..155		7C632065..145	
70614613..250		70623804..135		70628392..157		70629884..157		70632065..153	

NUMERICAL INDEX

Part No.	Page	Part No.	Page	Part No.	Page	Part No.	Page	Part No.	Page
70632066..153		70638232..157		70642534..187		70647954..168		70650328..198	
70632067..135		70638236..155		70642562..13		70647972..139		70650386..98	
70632126..165		70638334..143		70642691..165		70647998..141		70650509..53	
70632162..84		70638335..144		70642746..264		70648027..142		70650513..213	
70632166..145		70638336..143		70642746..266		70648037..6		70650536..213	
70632179..241		70638341..217		70642787..135		70648037..163		70650537..213	
70632188..241		70638341..219		70642788..134		70648167..199		70650538..213	
70632710..77		70638351..237		70642886..153		70648172..307		70650546..213	
70632710..85		70638357..185		70642888..153		70648173..307		70650547..213	
70632716..77		70638421..237		70642889..153		70648262..256		70650657..170	
70632716..85		70638422..237		70642891..153		70648331..278		70650673..189	
70632747..77		70638431..237		70643027..145		70648387..137		70650674..189	
70632747..85		70638432..237		70643028..145		70648436..219		70650675..189	
70632752..77		70638442..205		70643080..135		70648438..219		70650676..189	
70632752..85		70638479..205		70643081..135		70648439..219		70650677..189	
70632756..79		70638479..207		70643124..231		70648440..219		70650679..189	
70632756..85		70638480..205		70643229..231		70648441..219		70650685..80	
70632766..77		70638480..207		70643367..213		70648495..199		70650712..79	
70632769..217		70638699..163		70643369..263		70648944..305		70650724..145	
70632769..219		70638922..87		70643466..153		70649103..216		70650765..6	
70632771..85		70639187..207		70643799..135		70649103..219		70650765..54	
70632793..135		70639188..207		70643810..135		70649104..216		70650828..170	
70632794..135		70639194..207		70643840..225		70649104..219		70650835..172	
70633122..77		70639196..207		70643905..159		70649205..199		70650901..263	
70633123..79		70639388..100		70643924..229		70649461..285		70650944..258	
70633519..53		70639388..247		70643941..54		70649462..285		70650967..6	
70633607..191		70639388..249		70643941..55		70649733..247		70650967..54	
70633628..191		70639388..250		70643941..163		70649733..249		70651002..83	
70633648..191		70639388..265		70643953..6		70649852..104		70651109..327	
70633653..261		70639388..267		70643953..163		70650010..201		70651111..167	
70633729..209		70639725..97		70643958..141		70650016..201		70651245..198	
70633729..278		70639761..139		70643959..222		70650022..201		70651268..98	
70633730..209		70639911..165		70643965..139		70650026..201		70651270..98	
70633730..278		70639916..321		70643966..222		70650037..202		70651373..188	
70633733..209		70640415..85		70644006..95		70650038..202		70651384..188	
70633863..209		70640675..247		70644006..269		70650039..202		70651385..188	
70633904..172		70640675..249		70644051..229		70650044..201		70651387..188	
70634051..183		70640676..247		70644054..131		70650045..201		70651388..188	
70634051..185		70640676..249		70644055..131		70650046..202		70651388..188	
70634060..86		70640676..249		70644112..217		70650053..202		70651506..188	
								70651554..161	
70634072..79		70640677..173		70644112..219		70650057..201		70651564..194	
70634074..85		70640677..247		70644483..205		70650059..202		70651565..194	
70634074..86		70640704..249		70644797..141		70650064..131		70651566..194	
70634087..77		70641029..150		70644880..6		70650071..131		70651567..194	
70634088..77		70641031..150		70644880..271		70650131..237		70651570..194	
70634134..169		70641125..6		70645029..95		70650132..237		70651571..194	
70634135..169		70641125..171		70645320..169		70650133..237		70651572..194	
70634136..169		70641308..162		70645457..163		70650134..237		70651573..194	
70634244..104		70641335..162		70645545..227		70650135..237		70651574..194	
70634427..157		70641346..162		70645649..216		70650136..237		70651575..194	
70634670..144		70641348..163		70645650..216		70650137..237		70651576..194	
70635072..165		70641389..163		70645669..216		70650138..237		70651577..194	
70635073..164		70641564..151		70645670..216		70650139..237		70651639..141	
70635075..165		70641633..143		70645870..144		70650140..237		70651642..141	
70635077..165		70641820..201		70645980..142		70650141..237		70651644..141	
70635209..233		70641839..151		70646302..181		70650142..237		70651648..141	
70635210..233		70641840..151		70646490..205		70650143..237		70651739..194	
70635335..293		70641841..151		70646532..150		70650144..237		70651893..193	
70635447..301		70641849..149		70646793..153		70650145..237		70651921..192	
70635831..250		70641854..151		70647000..147		70650146..237		70651922..192	
70637051..302		70641855..151		70647080..214		70650147..237		70651966..161	
70637360..287		70642048..168		70647083..302		70650178..283		70651967..161	
70637579..165		70642130..322		70647108..309		70650220..219		70651969..161	
70637589..125		70642317..146		70647122..309		70650221..219		70651978..167	
70637658..261		70642435..168		70647151..309		70650222..219		70651985..179	
70637741..55		70642441..53		70647784..187		70650254..158		70651996..179	
70637821..164		70642441..234		70647922..210		70650264..167		70653570..321	
70637861..164		70642498..237		70647923..210		70650269..159		70654294..133	
70637971..205		70642499..237		70647952..168		70650280..199		70654310..134	
70638088..155		70642500..237		70647953..168		70650282..199		70654523..195	

NUMERICAL INDEX

Part No.	Page	Part No.	Page	Part No.	Page	Part No.	Page	Part No.	Page
70654523..197		70658237..214		70659795..292		70664015..208		70664747..313	
70654655..249		70658238..214		70659834..159		70664052..208		70664748..313	
70654656..191		70658241..326		70659895..6		70664067..313		70664850..167	
70654798..135		70658245..315		70659895..268		70664075..53		70664851..167	
70654840..53		70658246..315		70659959..193		70664149..301		70664852..167	
70654981..278		70658251..289		70659960..193		70664150..301		70664867..53	
70654982..278		70658278..317		70660050..191		70664337..171		70665042..226	
70655084..311		70658279..317		70660057..195		70664343..96		70665043..226	
70655090..219		70658280..317		70660074..283		70664427..132		70665044..226	
70655211..322		70658281..317		70660144..253		70664428..163		70665095..326	
70655215..321		70658282..316		70660173..247		70664436..146		70665096..326	
70655215..322		70658284..316		70660174..247		70664437..146		70665097..326	
70655221..322		70658286..316		70660175..247		70664438..146		70665098..326	
70655270..98		70658293..268		70660215..261		70664439..146		70665099..326	
70655272..98		70658348..265		70660300..305		70664440..133		70665141..327	
70655303..111		70658348..267		70660301..305		70664455..131		70665174..317	
70655418..321		70658349..271		70660302..305		70664456..316		70665250..317	
70655438..250		70658360..317		70660303..305		70664458..317		70665513..127	
70655474..222		70658361..317		70660460..326		70664459..317		70665514..127	
70655524..225		70658363..316		70660513..231		70664460..317		70665515..127	
70655630..174		70658364..317		70660680..241		70664461..317		70665554..128	
70655631..174		70658365..317		70660694..247		70664462..316		70665563..128	
70655632..174		70658397..265		70660694..249		70664464..316		70665564..127	
70655633..179		70658397..267		70660745..307		70664466..317		70665568..131	
70655655..313		70658422..247		70660769..309		70664516..131		70665589..78	
70655875..167		70658422..249		70660780..317		70664531..124		70665690..131	
70655964..167		70658466..316		70660792..317		70664562..133		70665718..317	
70656151..192		70658534..265		70660793..317		70664568..319		70665726..311	
70656190..195		70658534..267		70660852..101		70664569..319		70665763..311	
70656190..197		70658637..6		70660869..313		70664571..318		70665767..311	
70656191..195		70658637..95		70660936..283		70664572..318		70665790..242	
70656192..195		70658641..264		70661102..217		70664573..319		70665791..242	
70656192..197		70658641..266		70661102..219		70664574..319		70665814..317	
70656227..53		70658759..95		70661162..96		70664575..318		70665818..327	
70656284..187		70658834..174		70661163..96		70664577..318		70665841..309	
70656296..6		70658837..174		70661268..150		70664578..318		70665859..309	
70656296..307		70658838..174		70661341..83		70664581..319		70665879..311	
70656326..305		70658839..174		70661345..247		70664582..319		70665886..311	
70656327..305		70658840..174		70661345..249		70664584..319		70665930..327	
70656328..305		70659002..265		70661534..150		70664588..319		70666095..161	
70656329..305		70659002..267		70661594..170		70664616..7		70666096..161	
70656343..305		70659093..237		70661595..170		70664616..131		70666194..326	
70656345..305		70659102..237		70661676..154		70664629..149		70666215..311	
70656346..305		70659175..283		70662020..254		70664687..7		70666240..241	
70656355..305		70659175..325		70662132..53		70664687..269		70666335..215	
70656460..305		70659312..323		70662156..321		70664694..326		70666366..171	
70656624..221		70659338..321		70662243..305		70664699..128		70666367..226	
70656642..243		70659340..322		70662473..255		70664701..127		70666382..311	
70656664..180		70659345..321		70662477..96		70664702..128		70666383..311	
70656677..215		70659373..278		70662517..233		70664704..127		70666384..311	
70656678..215		70659391..144		70662618..96		70664705..127		70666385..311	
70656879..229		70659392..169		70662745..259		70664707..128		70666387..311	
70656923..264		70659456..229		70662760..259		70664708..128		70666388..311	
70656989..168		70659460..229		70662841..261		70664710..127		70666403..85	
70656990..168		70659476..229		70662844..261		70664711..127		70666407..226	
70657207..301		70659483..229		70663046..221		70664712..128		70666430..127	
70657553..283		70659488..229		70663117..171		70664715..127		70666456..87	
70657556..283		70659493..169		70663117..172		70664716..127		70666459..214	
70657832..95		70659494..313		70663123..195		70664717..127		70666464..214	
70657833..95		70659496..313		70663245..172		70664718..127		70666465..214	
70657847..151		70659497..313		70663304..326		70664720..127		70666488..167	
70657848..191		70659504..317		70663323..327		70664722..127		70666489..167	
70657852..151		70659506..317		70663326..327		70664723..127		70666497..243	
70657853..191		70659534..243		70663327..326		70664724..127		70666499..173	
70657855..191		70659538..243		70663328..326		70664725..127		70666533..202	
70657861..79		70659539..243		70663363..326		70664726..127		70666547..172	
70657862..79		70659555..317		70663365..327		70664727..127		70666565..311	
70658134..263		70659686..170		70663482..128		70664728..127		70666583..229	
70658144..283		70659687..171		70663618..283		70664731..127		70666620..226	
70658236..214		70659721..283		70663991..208		70664732..127		70666621..226	

NUMERICAL INDEX

Part No.	Page	Part No.	Page	Part No.	Page	Part No.	Page	Part No.	Page
70666622..226		70668647..249		70672141..275		70674591..292		70676587..307	
70666627..241		70668648..249		70672144..275		70674592..7		70676598..7	
70666630..321		70668649..249		70672147..275		70674592..294		70676598..185	
70666630..323		70668650..249		70672148..275		70674594..7		70676599..7	
70666634..311		70668651..249		70672205..263		70674594..294		70676599..185	
70666639..214		70668652..249		70672344..323		70674595..7		70676606..234	
70666640..214		70668805..53		70672346..323		70674595..296		70676614..185	
70666652..226		70668806..53		70672349..263		70674596..296		70676651..97	
70666654..311		70668814..294		70672351..321		70674599..108		70676659..97	
70666683..323		70668840..319		70672352..321		70674791..294		70676663..309	
70666748..204		70669002..301		70672353..241		70674798..150		70676673..309	
70666795..79		70669053..100		70672354..323		70674810..242		70676684..95	
70666814..179		70669152..141		70672355..241		70674855..233		70676859..7	
70666820..180		70669188..315		70672356..321		70674861..292		70676859..47	
70666907..135		70669189..315		70672358..323		70674866..292		70676860..7	
70666983..305		70669198..314		70672359..321		70674872..293		70676860..47	
70667123..95		70669212..95		70672364..85		70674904..256		70676861..7	
70667159..231		70669224..95		70672365..201		70674905..296		70676861..47	
70667209..212		70669359..100		70672366..85		70674906..7		70676864..47	
70667209..213		70669434..150		70672369..85		70674906..297		70676865..47	
70667224..255		70669526..100		70672370..85		70674907..7		70677004..265	
70667252..9		70669679..131		70672371..84		70674907..297		70677004..267	
70667252..32		70670217..294		70672523..53		70674908..297		70677005..82	
70667252..33		70670351..204		70672541..263		70674938..295		70677005..239	
70667252..135		70670354..297		70672635..242		70674958..295		70677005..255	
70667252..167		70670697..311		70672828..169		70674959..295		70677005..321	
70667267..289		70670698..311		70672905..309		70674995..295		70677006..47	
70667279..207		70670699..311		70673015..179		70675000..299		70677006..49	
70667376..128		70670735..311		70673063..241		70675003..301		70677006..55	
70667400..145		70670741..311		70673069..241		70675004..301		70677006..85	
70667579..247		70670774..250		70673129..137		70675020..297		70677006..101	
70667593..326		70670894..234		70673141..137		70675037..297		70677006..112	
70667594..326		70670898..231		70673328..325		70675089..299		70677006..124	
70667711..294		70670899..231		70673329..325		70675100..299		70677006..125	
70667727..309		70670961..150		70673330..325		70675103..297		70677006..131	
70667811..221		70670967..177		70673331..325		70675104..297		70677006..149	
70668006..137		70670968..177		70673332..183		70675141..301		70677006..163	
70668231..313		70670981..177		70673332..185		70675142..301		70677006..168	
70668252..53		70670982..177		70673333..187		70675168..307		70677006..173	
70668262..53		70671042..7		70673334..187		70675209..307		70677006..183	
70668263..53		70671042..73		70673335..187		70675210..285		70677006..185	
70668275..125		70671178..194		70673336..187		70675218..307		70677006..187	
70668290..158		70671249..234		70673337..187		70675241..54		70677006..202	
70668291..198		70671251..232		70673337..187		70675242..55		70677006..203	
70668292..198		70671252..232		70673469..242		70675280..7		70677006..215	
70668293..198		70671254..234		70673638..165		70675280..54		70677006..231	
70668295..198		70671255..231		70673711..242		70675281..82		70677006..235	
70668324..228		70671283..137		70673752..83		70675306..273		70677006..241	
70668327..228		70671325..311		70673791..7		70675306..231		70677006..247	
70668328..228		70671413..174		70673791..183		70675342..221		70677006..249	
70668328..228				70673792..7					
70668329..159		70671497..150		70673792..183		70675343..221		70677006..250	
70668341..228		70671616..150		70673793..325		70675510..142		70677006..255	
70668342..228		70671617..150		70673795..7		70675543..173		70677006..263	
70668354..228		70671639..167		70673795..149		70675544..173		70677006..269	
70668358..228		70671640..167		70673796..325		70675674..142		70677006..274	
70668387..301		70671718..212		70673842..95		70675675..142		70677006..283	
70668394..301		70671744..294		70673845..183		70675679..141		70677006..299	
70668401..301		70671767..212		70673845..185		70675809..283		70677006..325	
70668541..234		70671772..212		70673848..187		70675810..283		70677008..49	
70668548..315		70671775..212		70674063..325		70676122..219		70677008..55	
70668550..314		70671785..214		70674072..7		70676191..225		70677008..124	
70668551..315		70671786..214		70674072..125		70676294..189		70677008..125	
70668552..314		70671819..179		70674400..293		70676371..167		70677008..131	
70668555..315		70671871..203		70674472..149		70676408..270		70677008..137	
70668594..113		70671872..203		70674477..124		70676409..269		70677008..149	
70668595..113		70671911..263		70674479..261		70676419..166		70677008..153	
70668638..255		70671922..263		70674490..127		70676441..309		70677008..162	
70668640..254		70671923..162		70674533..189		70676442..309		70677008..167	
70668645..255		70671944..305		70674535..189		70676574..7		70677008..177	
70668646..255		70672069..225		70674591..7		70676574..307		70677008..183	

NUMERICAL INDEX

Part No.	Page	Part No.	Page	Part No.	Page	Part No.	Page	Part No.	Page
70677008..185		70677390..206		70678856..150		70680950..221		70684987..274	
70677008..187		70677390..209		70678862..231		70680970..132		70684968..100	
70677008..201		70677390..214		70678892..135		70681069..132		70685142..243	
70677008..204		70677390..215		70678902..124		70681226..250		70685147..274	
70677008..205		70677390..216		70678904..124		70681241..250		70685584..274	
70677008..207		70677390..218		70678905..125		70681242..7		70685733..173	
70677008..212		70677390..220		70678928..167		70681242..55		70685764..169	
70677008..215		70677390..221		70678935..201		70681274..7		70685768..274	
70677008..231		70677390..228		70678952..125		70681441..163		70685803..235	
70677008..232		70677390..229		70678984..309		70681798..261		70685804..235	
70677008..233		70677390..230		70679065..112		70681819..79		70685919..263	
70677008..235		70677390..231		70679068..112		70681827..79		70685957..111	
70677008..241		70677390..232		70679087..80		70681837..149		70686014..223	
70677008..242		70677390..233		70679360..229		70681841..309		70686131..225	
70677008..247		70677550..189		70679361..228		70681927..122		70686132..225	
70677008..249		70677634..156		70679375..135		70682046..107		70686358..264	
70677008..251		70677636..196		70679375..167		70682127..243		70686389..276	
70677008..255		70677637..156		70679380..121		70682136..137		70686390..276	
70677008..259		70677638..156		70679432..228		70682290..191		70686393..277	
70677008..263		70677639..156		70679544..180		70682332..49		70686394..277	
70677008..274		70677641..156		70679545..180		70682358..263		70686446..274	
70677008..277		70677642..156		70679592..180		70682425..322		70686481..277	
70677008..292		70677643..156		70679636..180		70682498..283		70686516..264	
70677008..295		70677885..231		70679726..7		70682516..53		70687245..141	
70677008..297		70677914..243		70679726..47		70682522..8		70687246..141	
70677008..321		70678134..106		70679783..127		70682522..105		70687247..141	
70677008..323		70678169..127		70679883..78		70682526..203		70687248..141	
70677010..13		70678171..231		70679992..82		70682618..203		70687249..142	
70677010..108		70678173..231		70680017..82		70682641..233		70687251..142	
70677010..205		70678179..7		70680023..82		70682646..303		70687252..141	
70677010..207		70678179..131		70680080..241		70682697..277		70687302..128	
70677010..215		70678181..108		70680239..313		70682727..277		70687969..277	
70677010..219		70678190..105		70680240..313		70682729..277		70688015..25	
70677010..221		70678242..250		70680241..318		70682730..277		70688015..40	
70677010..235		70678281..106		70680244..318		70682954..8		70688101..196	
70677010..263		70678282..107		70680245..318		70682954..54		70688188..243	
70677012..53		70678283..107		70680246..318		70682967..55		70688861..100	
70677012..212		70678284..107		70680511..316		70682967..255		70688997..273	
70677012..232		70678285..106		70680512..313		70682968..243		70690401..247	
70677012..235		70678286..107		70680512..314		70683421..231		70690421..100	
70677012..250		70678288..128		70680513..313		70683795..314		70690489..266	
70677012..263		70678290..235		70680513..314		70683795..315		70690729..238	
70677012..276		70678291..7		70680531..95		70683962..244		70691253..251	
70677012..277		70678291..270		70680532..95		70683982..229		70691296..231	
70677012..309		70678292..128		70680632..137		70684341..231		70691297..231	
70677166..149		70678293..127		70680690..241		70684342..231		70692562..266	
70677168..7		70678294..127		70680716..313		70684408..315		70693315..277	
70677168..149		70678295..127		70680716..314		70684409..315		70693316..277	
70677189..7		70678296..128		70680845..295		70684410..315		70693341..278	
70677189..153		70678297..231		70680846..255		70684411..315		70693476..319	
70677190..7		70678298..231		70680847..255		70684413..315		70693647..283	
70677190..153		70678299..128		70680848..255		70684416..315		70694289..289	
70677252..214		70678300..127		70680849..296		70684435..315		70694290..289	
70677347..243		70678301..127		70680850..297		70684436..315		70694303..238	
70677353..243		70678349..295		70680851..297		70684437..315		70694305..239	
70677390..149		70678351..295		70680852..295		70684438..315		70694306..238	
70677390..156		70678353..295		70680854..49		70684439..315		70694307..238	
70677390..161		70678355..295		70680855..49		70684478..171		70694315..289	
70677390..162		70678360..104		70680856..7		70684479..171		70694316..289	
70677390..164		70678375..231		70680856..297		70684479..172		70694422..244	
70677390..169		70678567..268		70680857..7		70684480..172		70694425..244	
70677390..170		70678572..265		70680857..49		70684654..196		70694435..244	
70677390..205		70678577..285		70680858..7		70684659..155		70694436..244	
70677390..174		70678587..173		70680858..49		70684700..157		70694438..244	
70677390..175		70678654..285		70680859..259		70684701..155		70694454..244	
70677390..176		70678709..255		70680897..235		70684702..157		70694781..239	
70677390..178		70678714..269		70680898..235		70684703..157		70694782..239	
70677390..179		70678788..13		70680928..203		70684734..96		70694783..238	
70677390..182		70678819..189		70680948..221		70684864..197		70694784..239	
70677390..201		70678820..189		70680949..221		70684979..100		70694785..238	

NUMERICAL INDEX

Part No.	Page	Part No.	Page	Part No.	Page	Part No.	Page	Part No.	Page
70694794..244		70904014..290		70904208..57		70910017..15		70910287..159	
70695440..249		70904203..56		70904208..58		70910123..61		70910287..201	
70695868..239		70904203..101		70904208..65		70910175..115		70910287..261	
70696012..8		70904204..23		70904208..67		70910195..19		70910287..263	
70696012..54		70904204..35		70904208..86		70910195..65		70910287..283	
70696162..239		70904204..37		70904208..88		70910195..67		70910287..292	
70696335..247		70904204..67		70904208..89		70910202..207		70910287..295	
70696335..249		70904204..79		70904208..90		70910210..169		70910287..296	
70696433..82		70904204..115		70904208..91		70910210..246		70910287..307	
70696536..80		70904204..151		70904208..111		70910210..248		70910287..311	
70696541..80		70904204..255		70904208..135		70910210..250		70910287..321	
70696543..80		70904204..272		70904208..135		70910210..251		70910287..322	
70696547..79		70904205..37		70904208..139		70910224..37		70910287..323	
70696719..12		70904205..38		70904208..143		70910224..61		70910287..325	
70696918..167		70904205..57		70904208..145		70910231..155		70910323..65	
70697014..204		70904205..58		70904208..207		70910231..326		70910323..67	
70697106..207		70904205..59		70904208..210		70910244..75		70910323..90	
70697589..95		70904205..65		70904208..213		70910244..80		70910324..38	
70697648..244		70904205..67		70904208..253		70910244..83		70910324..63	
70697963..244		70904205..69		70904208..254		70910244..86		70910325..85	
70697964..244		70904205..73		70904208..287		70910244..120		70910325..115	
70697965..244		70904205..82		70904208..289		70910244..202		70910329..314	
70698053..244		70904205..90		70904208..308		70910244..210		70910334..264	
70698054..244		70904205..117		70904209..145		70910244..247		70910334..266	
70698655..74		70904205..135		70904209..216		70910244..249		70910335..100	
70900801..155		70904205..147		70904209..286		70910244..253		70910335..247	
70900801..165		70904205..151		70904209..287		70910244..323		70910335..249	
70900801..191		70904205..159		70904209..292		70910284..82		70910335..255	
70900801..192		70904205..316		70904210..209		70910285..65		70910441..168	
70900802..35		70904206..19		70904210..278		70910285..86		70910534..285	
70900806..13		70904206..27		70904223..33		70910285..95		70910819..147	
70900806..79		70904206..29		70904223..166		70910285..258		70910819..255	
70900806..80		70904206..30		70904224..128		70910285..261		70910847..16	
70900806..83		70904206..32		70904271..121		70910285..283		70910847..117	
70900806..158		70904206..35		70904271..123		70910286..50		70910880..65	
70900806..201		70904206..37		70904273..95		70910286..75		70910880..67	
70900806..202		70904206..38		70904369..77		70910286..80		70910899..35	
70900806..209		70904206..43		70904369..115		70910286..83		70910916..209	
70900806..233		70904206..44		70904369..167		70910286..85		70910916..211	
70900806..234		70904206..63		70904369..213		70910286..106		70910919..74	
70900806..278		70904206..65		70904369..289		70910286..107		70910919..122	
70900806..322		70904206..67		70904371..155		70910286..162		70910942..168	
70900806..323		70904206..85		70905122..35		70910286..239		70910948..19	
70900817..112		70904206..87		70905122..151		70910286..318		70910986..29	
70900942..79		70904206..90		70905122..321		70910286..319		70911005..239	
70900942..83		70904206..105		70905122..323		70910286..321		70911024..51	
70900970..80		70904206..109		70905123..165		70910286..323		70911024..86	
70900970..82		70904206..111		70905123..191		70910287..41		70911024..95	
70900970..150		70904206..114		70905126..29		70910287..53		70911024..100	
70900970..181		70904206..116		70905127..20		70910287..61		70911024..261	
70901165..55		70904206..117		70905347..217		70910287..84		70911024..283	
70901165..83		70904206..146		70905357..102		70910287..95		70911025..79	
70901173..82		70904206..154		70905357..221		70910287..101		70911025..83	
70901223..157		70904206..159		70905357..225		70910287..124		70911025..85	
70901310..82		70904206..221		70905359..159		70910287..127		70911025..106	
70901310..101		70904206..222		70905656..255		70910287..128		70911025..107	
70901344..250		70904206..223		70905657..188		70910287..131		70911025..202	
70901478..121		70904206..253		70905658..79		70910287..135		70911025..255	
70901478..122		70904206..263		70906958..188		70910287..137		70911025..321	
70901651..188		70904206..291		70906959..316		70910287..153		70911025..323	
70901652..23		70904206..302		70906960..261		70910287..163		70911026..55	
70901652..89		70904207..26		70906960..273		70910287..164		70911026..84	
70901653..199		70904207..109		70906960..274		70910287..165		70911026..87	
70901666..174		70904207..254		70906961..256		70910287..167		70911026..95	
70901676..111		70904208..16		70907856..19		70910287..171		70911026..97	
70901722..247		70904208..16		70907863..39		70910287..173		70911026..101	
70901722..249		70904208..19		70907863..40		70910287..183		70911026..125	
70901781..102		70904208..35		70909055..155		70910287..187		70911026..163	
70901781..155		70904208..43		70910002..25		70910287..191		70911026..165	
70902174..58		70904208..44		70910016..128		70910287..193		70911026..183	



NUMERICAL INDEX

Part No.	Page	Part No.	Page	Part No.	Page	Part No.	Page	Part No.	Page
70911026..185		70911046..217		70912441..234		70914465..305		70915969..43	
70911026..187		70911046..219		70912441..235		70914465..307		70915969..135	
70911026..191		70911048..78		70912441..241		70914501..257		70915972..208	
70911026..241		70911048..79		70912441..247		70914501..305		70915972..305	
70911026..261		70911048..83		70912441..249		70914501..307		70915987..43	
70911026..263		70911048..85		70912441..250		70914670..57		70915987..88	
70911026..321		70911048..86		70912441..255		70914670..58		70915987..143	
70911026..322		70911048..164		70912441..256		70914670..65		70915987..253	
70911026..323		70911048..165		70912441..259		70914670..67		70915987..254	
70911026..325		70911049..51		70912441..253		70914678..74		70915987..308	
70911028..79		70911049..111		70912441..254		70914678..104		70915989..151	
70911028..120		70911049..117		70912441..255		70914678..105		70916001..37	
70911028..124		70911049..264		70912441..307		70914678..122		70916001..40	
70911028..149		70911049..266		70912441..309		70914678..124		70916009..15	
70911028..153		70911064..111		70912441..322		70914678..307		70916024..77	
70911028..162		70911100..198		70912441..325		70914687..132		70916028..86	
70911028..168		70911110..287		70912442..207		70914709..281		70916028..145	
70911028..183		70911114..258		70912483..105		70914710..281		70916168..85	
70911028..185		70911115..85		70912483..121		70914711..281		70916168..86	
70911028..187		70911115..85		70912497..305		70914712..281		70916168..156	
70911028..201		70911115..95		70912589..100		70914713..281		70916191..26	
70911028..207		70911115..247		70912597..35		70914714..281		70916191..74	
70911028..234		70911115..249		70912731..245		70914715..281		70916191..122	
70911028..235		70911115..263		70912832..201		70914716..281		70916227..127	
70911028..241		70911115..273		70912840..13		70914717..281		70916255..109	
70911028..255		70911159..111		70912842..285		70914718..281		70916266..225	
70911028..259		70911169..117		70912845..274		70914719..281		70916269..30	
70911028..274		70911174..111		70912942..104		70914726..84		70916269..111	
70911028..275		70911203..250		70912942..128		70914726..108		70916271..15	
70911028..277		70911841..100		70912942..174		70914726..203		70916271..33	
70911028..287		70911992..317		70912942..159		70914727..203		70916271..90	
70911028..289		70912060..95		70912942..201		70914727..219		70916271..105	
70911028..294		70912069..19		70912942..205		70914728..303		70916271..114	
70911028..295		70912069..43		70912942..215		70914730..208		70916271..116	
70911028..297		70912114..289		70912942..219		70914730..303		70916271..159	
70911028..299		70912201..74		70912942..225		70914732..281		70916272..119	
70911028..307		70912201..122		70912942..226		70914773..35		70916274..117	
70911028..321		70912298..25		70912942..250		70914793..161		70916275..63	
70911029..205		70912333..57		70912942..251		70914847..33		70916277..25	
70911029..207		70912333..58		70913039..25		70914847..63		70916277..65	
70911029..215		70912369..32		70913077..209		70914847..65		70916277..73	
70911029..225		70912369..33		70913077..278		70914847..67		70916277..82	
70911029..235		70912415..15		70913097..278		70914847..251		70916278..67	
70911029..250		70912415..43		70913280..13		70914847..302		70916279..33	
70911029..251		70912415..109		70913432..111		70914900..63		70916279..65	
70911029..263		70912415..122		70913544..32		70915206..287		70916279..159	
70911030..203		70912441..74		70913544..33		70915274..111		70916282..23	
70911030..205		70912441..75		70913544..90		70915274..117		70916282..37	
70911030..263		70912441..120		70913544..123		70915274..302		70916284..23	
70911030..285		70912441..121		70913599..15		70915275..115		70916284..37	
70911030..289		70912441..122		70913706..101		70915343..115		70916284..65	
70911030..309		70912441..128		70913830..201		70915406..51		70916284..67	
70911035..83		70912441..133		70913830..233		70915408..27		70916310..207	
70911035..294		70912441..148		70913938..121		70915408..38		70916310..253	
70911041..151		70912441..153		70914012..325		70915408..63		70916311..16	
70911041..152		70912441..167		70914105..237		70915408..65		70916311..44	
70911041..263		70912441..168		70914105..238		70915432..102		70916311..74	
70911041..264		70912441..172		70914378..55		70915504..211		70916311..90	
70911041..266		70912441..176		70914392..32		70915556..101		70916311..122	
70911041..321		70912441..179		70914392..55		70915557..101		70916313..139	
70911041..322		70912441..180		70914392..135		70915569..84		70916313..253	
70911043..162		70912441..183		70914452..77		70915751..151		70916313..254	
70911043..246		70912441..185		70914452..84		70915751..198		70916316..111	
70911043..248		70912441..201		70914463..117		70915797..321		70916319..15	
70911043..250		70912441..204		70914465..214		70915797..322		70916532..237	
70911043..251		70912441..205		70914465..226		70915809..90		70916532..238	
70911043..259		70912441..207		70914465..255		70915891..112		70916543..40	
70911044..201		70912441..213		70914465..290		70915903..189		70916543..41	
70911044..256		70912441..225		70914465..297		70915946..111		70916555..209	
70911046..108		70912441..227		70914465..301		70915969..19		70916555..278	

NUMERICAL INDEX

Part No.	Page	Part No.	Page	Part No.	Page	Part No.	Page	Part No.	Page
70916559..314		70919072..159		70919423..16		70920582..187		70920865..8	
70916871..41		70919075..6		70919520..153		70920582..232		70920868..7	
70916873..19		70919075..7		70919625..149		70920582..233		70920875..7	
70917021..23		70919075..8		70919625..153		70920582..234		70920879..7	
70917191..121		70919076..6		70919761..165		70920582..241		70920880..7	
70917376..247		70919076..7		70919797..65		70920582..242		70920944..7	
70917378..100		70919076..8		70919800..69		70920582..255		70920945..6	
70917466..35		70919079..6		70919800..71		70920582..263		70920945..7	
70917546..37		70919079..7		70919800..73		70920582..295		70920972..7	
70917546..41		70919079..8		70919824..135		70920582..321		70920973..6	
70917554..37		70919080..7		70919824..167		70920582..322		70920973..7	
70917560..24		70919080..6		70919840..20		70920582..323		70920978..7	
70917626..255		70919080..8		70919840..88		70920583..12		70920982..7	
70917648..233		70919081..7		70919840..90		70920583..13		70920986..7	
70917648..234		70919081..8		70919840..119		70920583..149		70920995..165	
70917666..233		70919082..6		70919840..121		70920583..177		70920995..191	
70917673..24		70919082..7		70919840..134		70920583..180		70920995..261	
70917673..37		70919082..8		70919840..194		70920583..183		70920995..323	
70917680..117		70919128..47		70919840..196		70920583..201		70920996..53	
70917730..231		70919128..49		70919840..268		70920583..204		70920996..131	
70917755..115		70919134..15		70919914..7		70920583..205		70920996..301	
70917800..233		70919134..19		70920107..167		70920583..227		70920996..307	
70917806..69		70919134..122		70920131..117		70920583..235		70921033..7	
70917806..71		70919134..194		70920131..120		70920583..241		70921033..7	
70917806..73		70919134..156		70920144..7		70920583..242		70921039..294	
70917807..57		70919140..73		70920221..6		70920583..263		70921068..250	
70917807..58		70919140..268		70920222..7		70920583..275		70921068..289	
70917807..59		70919140..270		70920232..7		70920583..292		70921068..309	
70917807..63		70919143..6		70920279..63		70920583..293		70921076..41	
70917807..74		70919143..6		70920280..57		70920583..295		70921076..43	
70917809..69		70919143..7		70920280..59		70920583..297		70921076..53	
70917809..71		70919144..6		70920280..63		70920583..325		70921076..55	
70917809..73		70919155..6		70920280..91		70920584..207		70921076..97	
70917810..57		70919155..7		70920301..6		70920585..128		70921076..112	
70917810..58		70919155..8		70920301..6		70920585..168		70921076..124	
70917810..59		70919156..6		70920301..7		70920585..205		70921076..171	
70917810..63		70919156..7		70920303..6		70920585..207		70921076..183	
70917810..74		70919156..8		70920303..6		70920585..255		70921076..201	
70917841..111		70919159..7		70920303..7		70920585..275		70921076..203	
70917904..176		70919171..269		70920303..8		70920585..277		70921076..231	
70917936..297		70919174..73		70920333..15		70920594..39		70921076..241	
70917970..15		70919174..95		70920333..16		70920612..74		70921076..263	
70917970..19		70919174..268		70920333..63		70920660..79		70921076..296	
70918003..201		70919174..269		70920333..118		70920700..91		70921076..299	
70918245..286		70919174..270		70920333..139		70920722..121		70921076..307	
70918245..292		70919180..155		70920340..24		70920732..7		70921076..311	
70918308..95		70919194..6		70920344..6		70920743..241		70921076..325	
70918308..257		70919194..7		70920344..6		70920790..63		70921115..292	
70918594..35		70919196..6		70920410..162		70920794..7		70921115..325	
70918598..121		70919205..105		70920411..69		70920795..6		70921116..296	
70918598..122		70919205..125		70920411..73		70920795..7		70921116..299	
70918623..113		70919206..54		70920416..15		70920847..6		70921116..307	
70918683..16		70919224..32		70920416..19		70920847..7		70921116..325	
70918683..57		70919224..253		70920473..63		70920850..6		70921117..124	
70918683..58		70919227..119		70920525..118		70920850..7		70921117..259	
70918850..150		70919227..146		70920525..134		70920850..8		70921117..307	
70918851..15		70919230..16		70920525..153		70920852..6		70921118..297	
70918887..15		70919230..91		70920540..43		70920855..6		70921118..325	
70918887..63		70919232..19		70920541..43		70920857..6		70921120..7	
70918888..15		70919254..7		70920569..7		70920857..7		70921160..16	
70918951..43		70919272..185		70920570..231		70920857..8		70921168..215	
70918951..105		70919281..6		70920574..43		70920858..6		70921170..223	
70919062..54		70919282..7		70920574..79		70920858..7		70921170..289	
70919062..131		70919287..29		70920574..231		70920858..8		70921172..205	
70919062..159		70919292..32		70920582..23		70920862..6		70921175..49	
70919063..47		70919293..43		70920582..55		70920862..7		70921175..124	
70919063..49		70919293..44		70920582..100		70920864..6		70921175..125	
70919063..105		70919311..100		70920582..125		70920864..7		70921175..153	
70919063..131		70919342..153		70920582..153		70920864..8		70921175..183	
70919063..163		70919347..21		70920582..179		70920865..7		70921175..185	

NUMERICAL INDEX

Part No.	Page	Part No.	Page	Part No.	Page	Part No.	Page	Part No.	Page
70921175..204		70921535..215		70922300..187		70922831..7		70923818..128	
70921175..207		70921556..109		70922300..247		70922843..106		70923819..128	
70921175..249		70921556..120		70922300..249		70922843..107		70923820..9	
70921175..255		70921556..213		70922300..250		70922843..255		70923820..115	
70921175..255		70921556..233		70922300..263		70922848..87		70923827..226	
70921178..219		70921556..241		70922300..269		70922848..97		70923843..302	
70921178..226		70921556..242		70922300..273		70922872..54		70923846..315	
70921181..53		70921556..274		70922300..274		70922925..82		70923850..309	
70921193..265		70921556..295		70922457..131		70922925..127		70923911..128	
70921203..153		70921556..321		70922465..44		70922925..239		70923934..57	
70921203..163		70921565..41		70922475..232		70922925..255		70923934..58	
70921204..301		70921565..85		70922509..231		70922966..7		70923934..272	
70921204..309		70921565..125		70922510..201		70922981..163		70923947..193	
70921204..314		70921565..165		70922510..202		70922988..125		70923948..309	
70921205..163		70921565..247		70922510..207		70922997..131		70923950..311	
70921205..183		70921565..249		70922510..235		70923124..189		70923983..212	
70921205..185		70921565..261		70922524..161		70923124..202		70923984..137	
70921206..131		70921565..311		70922526..202		70923174..187		70923988..155	
70921206..163		70921565..321		70922526..207		70923192..307		70923988..197	
70921206..167		70921565..322		70922526..208		70923193..40		70924044..271	
70921206..187		70921566..106		70922526..241		70923193..41		70924110..292	
70921206..193		70921566..107		70922526..275		70923193..85		70924110..325	
70921206..301		70921566..255		70922526..277		70923193..164		70924138..291	
70921206..309		70921567..162		70922526..295		70923193..173		70924139..9	
70921206..314		70921567..263		70922526..307		70923201..277		70924139..61	
70921214..131		70921569..104		70922526..309		70923254..7		70924139..63	
70921214..146		70921569..105		70922577..57		70923255..7		70924153..311	
70921214..153		70921569..124		70922577..58		70923259..7		70924169..237	
70921214..163		70921569..299		70922726..133		70923263..7		70924192..297	
70921214..187		70921573..171		70922726..148		70923276..191		70924192..307	
70921217..131		70921573..193		70922726..167		70923276..261		70924193..297	
70921227..146		70921597..207		70922726..168		70923343..125		70924193..325	
70921227..153		70921598..153		70922726..176		70923376..9		70924200..296	
70921227..187		70921598..275		70922726..179		70923376..23		70924200..299	
70921228..149		70921598..297		70922726..212		70923379..317		70924200..301	
70921235..124		70921599..325		70922726..225		70923438..150		70924200..307	
70921235..148		70921852..55		70922743..263		70923490..80		70924200..325	
70921235..149		70921865..44		70922743..276		70923560..103		70924270..315	
70921241..274		70921884..58		70922743..285		70923574..9		70924274..301	
70921244..254		70921884..74		70922743..309		70923576..316		70924277..128	
70921299..19		70921885..57		70922744..203		70923578..301		70924306..244	
70921342..128		70921885..58		70922744..205		70923579..30		70924319..244	
70921349..54		70921885..59		70922744..277		70923580..318		70924320..244	
70921349..128		70921885..74		70922747..63		70923581..311		70924403..54	
70921349..131		70921885..271		70922763..47		70923585..225		70924408..7	
70921349..159		70921887..149		70922763..49		70923589..9		70924416..194	
70921349..163		70921887..187		70922763..101		70923591..128		70924416..196	
70921349..171		70921911..122		70922763..111		70923591..325		70924433..239	
70921349..183		70921911..199		70922763..112		70923596..308		70924463..244	
70921349..185		70921912..91		70922763..125		70923645..194		70924541..244	
70921349..193		70921912..149		70922763..127		70923645..196		70924550..244	
70921382..86		70921912..187		70922763..137		70923663..195		70924552..244	
70921396..151		70921912..261		70922763..163		70923663..157		70924618..104	
70921402..131		70921913..104		70922763..174		70923664..124		70924649..54	
70921402..171		70921914..105		70922763..179		70923664..309		70924649..54	
70921403..235		70921914..199		70922763..183		70923687..193		70924686..325	
70921403..263		70922175..303		70922763..185		70923713..124		70924688..153	
70921409..163		70922195..307		70922763..187		70923718..16		70924691..309	
70921409..183		70922198..119		70922763..202		70923813..9		70924692..309	
70921409..185		70922253..7		70922763..231		70923813..118		70924696..315	
70921409..193		70922262..84		70922763..235		70923813..316		70924711..305	
70921466..125		70922262..231		70922763..241		70923814..9		70924774..315	
70921466..183		70922286..85		70922763..255		70923814..30		70924775..317	
70921467..125		70922287..95		70922763..261		70923815..9		70924781..30	
70921467..256		70922287..283		70922763..263		70923815..16		70924786..183	
70921467..297		70922287..321		70922763..299		70923816..9		70924786..185	
70921467..307		70922300..47		70922763..301		70923816..22		70924838..283	
70921520..51		70922300..85		70922763..325		70923816..183		70924838..283	
70921520..167		70922300..128		70922789..276		70923816..221		70924843..49	
70921535..108		70922300..131		70922831..6		70923817..179		70924854..317	
								70924855..318	

NUMERICAL INDEX

Part No.	Page	Part No.	Page	Part No.	Page	Part No.	Page	Part No.	Page
70924864..2C1		70927173..153		70927541..79		70930370..301		73059884..251	
70924864..2C2		70927173..167		70927541..258		70930371..13		73062183..301	
70924864..295		70927173..292		70927541..261		70930372..13		73062184..3C1	
70924864..299		70927173..307		70927541..265		70930404..264		73062199..308	
70924865..145		70927174..153		70927541..267		70930404..266		73062208..291	
70924922..317		70927174..297		70927542..259		70930705..39		73100082..1C0	
70924989..194		70927177..249		70927543..53		70930728..264		74003490..20	
70925069..317		70927180..162		70927543..167		70930728..266		74004054..19	
70925081..317		70927180..305		70927544..235		70930924..40		74021227..75	
70925094..101		70927181..305		70927546..83		71002154..197		74023570..76	
70925108..243		70927181..307		70927548..225		73008156..308		74023571..76	
70925109..243		70927182..7		70927558..133		73037615..142		74023720..58	
70925110..243		70927190..199		70927560..132		73038933..151		74023720..74	
70925135..176		70927205..168		70927568..162		73038935..151		74023721..74	
70925162..283		70927211..191		70927572..214		73038937..151		74024229..6C	
70925164..283		70927212..95		70927573..128		73038938..151		74025079..3C	
70925192..316		70927216..137		70927588..97		73039013..151		74025149..75	
70925238..122		70927218..295		70927596..325		73044015..82		74025149..76	
70925247..3C2		70927219..131		70927597..309		73044015..121		74025385..65	
70925262..95		70927219..247		70927603..219		73044547..161		74025385..67	
70925262..97		70927219..249		70927608..2C8		73045531..95		74025391..29	
70925393..326		70927225..215		70927612..8C		73050797..308		74026614..39	
70925415..108		70927229..113		70927621..303		73051194..291		74027687..272	
70925415..235		70927233..179		70927685..315		73051194..302		74028077..39	
70925638..319		70927236..307		70927711..226		73052034..308		74028922..19	
70925640..318		70927264..187		70927939..128		73052618..302		74028945..57	
70925655..326		70927264..187		70928043..250		73052623..302		74028945..58	
70925740..223		70927264..295		70928043..251		73052693..302		74029499..243	
70925758..1C9		70927311..124		70928049..76		73052838..308		74029500..22	
70925809..277		70927311..125		70928052..263		73052879..291		74029556..22	
70925954..214		70927311..325		70928138..1C0		73052879..302		74040383..111	
70926008..125		70927312..149		70928139..148		73052942..308		74040384..111	
70926165..297		70927312..153		70928142..13		73052992..308		74040385..111	
70926216..189		70927319..128		70928144..189		73052994..308		74040386..111	
70926241..303		70927335..301		70928178..322		73053356..291		74042081..111	
70926260..203		70927336..301		70928188..12		73053357..291		74044209..117	
70926269..316		70927340..95		70928188..13		73053359..291		74044210..116	
70926269..319		70927344..294		70928188..23		73053885..291		74044211..116	
70926292..271		70927353..167		70928188..249		73053885..302		74044212..116	
70926339..113		70927353..172		70928188..255		73053886..291		74048596..61	
70926356..315		70927373..321		70928197..237		73053886..302		74048597..61	
70926380..223		70927373..323		70928202..93		73053977..291		74048598..61	
70926391..291		70927381..256		70928212..40		73053978..301		74048649..60	
70926392..308		70927381..301		70928291..53		73054072..308		74050637..6C	
70926633..302		70927387..121		70928292..309		73054073..308		74050638..6C	
70926637..291		70927387..123		70928358..214		73054095..308		74050645..6C	
70926699..53		70927387..183		70928419..223		73054108..308		74050646..60	
70926707..49		70927387..185		70928429..223		73054424..291		74050778..155	
70926715..308		70927390..125		70928452..231		73054485..291		74052052..155	
70926774..231		70927400..173		70928452..277		73054485..302		74053035..6C	
70926775..256		70927400..247		70928453..277		73054486..291		74053036..60	
70926818..302		70927400..249		70928460..297		73054486..302		74053037..60	
70926820..308		70927400..250		70928460..299		73054487..308		74053409..44	
70926856..303		70927401..283		70928498..231		73054488..308		74053410..44	
70926865..291		70927421..189		70928669..234		73055653..302		74053968..117	
70926959..301		70927422..189		70928685..13		73055779..291		74054566..121	
70927008..241		70927445..49		70928845..80		73055782..291		74054568..120	
70927101..318		70927450..71		70928879..24		73055783..291		74054569..120	
70927140..90		70927450..73		70929077..170		73055783..292		74055031..120	
70927141..325		70927482..168		70929100..59		73056249..302		74055032..121	
70927157..128		70927483..168		70929154..1C4		73056298..308		74055033..121	
70927157..131		70927485..164		70929154..299		73056301..308		74055034..121	
70927157..165		70927508..142		70929290..308		73056302..308		74055451..98	
70927157..199		70927509..142		70929910..65		73056484..302		74055452..98	
70927162..50		70927522..169		70929911..65		73056486..308		74055453..98	
70927172..121		70927522..215		70930233..123		73056491..291		74055454..98	
70927172..250		70927528..307		70930370..111		73057443..291		74055455..98	
70927172..256		70927529..174		70930370..264		73058925..302		74055456..98	
70927173..95		70927531..95		70930370..266		73059161..302		74055971..44	
70927173..124		70927531..254		70930370..299		73059240..308		74056300..93	

NUMERICAL INDEX

Part No.	Page	Part No.	Page	Part No.	Page	Part No.	Page	Part No.	Page
74059262..50		74255031..255		74321193..74		74337478..29		74339532..90	
74059264..51		74255060..63		74321203..61		74337479..29		74339559..67	
74059265..50		74255066..121		74321257..30		74337602..119		74339560..67	
74059266..50		74255286..121		74335000..35		74337683..21		74339561..67	
74059343..50		74255286..123		74335048..35		74337684..21		74339562..67	
74059380..121		74255465..10		74335050..38		74337685..21		74339563..67	
74059620..66		74255465..17		74335056..9		74337686..21		74339604..16	
74059979..121		74255587..114		74335056..117		74337687..21		74339606..268	
74059984..93		74255606..90		74335067..19		74337688..21		74339658..115	
74059985..93		74255723..29		74335153..35		74337689..21		74339659..29	
74059987..93		74255740..57		74335264..35		74337690..21		74339690..73	
74059988..93		74255914..89		74335320..117		74337698..21		74339697..109	
74059989..93		74255916..32		74335369..16		74337699..21		74339698..109	
74059990..92		74255916..33		74335371..19		74337700..21		74339712..67	
74059991..92		74255961..272		74335382..37		74337701..17		74339769..111	
74059992..93		74255962..272		74335384..38		74337702..17		74339848..25	
74059993..93		74255977..90		74335455..15		74337703..17		74339949..69	
74059995..93		74256301..65		74335456..15		74337704..17		74339949..73	
74059997..93		74256008..15		74335476..114		74337705..17		74343799..25	
74059998..92		74256009..67		74335534..16		74337710..20		74344674..63	
74059999..93		74300145..9		74335550..19		74337711..20		74344938..61	
74060000..93		74300145..104		74335623..88		74337712..20		74346099..15	
74060003..93		74304907..22		74335777..16		74337713..20		74346100..15	
74060006..93		74304980..38		74336129..25		74337714..20		74346108..15	
74060009..93		74305073..16		74336130..25		74337715..21		74346138..9	
74060011..92		74310257..105		74336131..25		74337716..21		74346169..9	
74060014..92		74311869..35		74336142..29		74337723..29		74346169..37	
74060139..63		74317554..119		74336143..29		74337764..9		74346208..88	
74060140..63		74320227..37		74336145..29		74337764..15		74346208..89	
74060141..63		74320597..40		74336148..9		74337972..10		74346246..19	
74060695..60		74320613..25		74336148..26		74337972..16		74346307..29	
74060799..63		74320614..25		74336153..25		74338143..29		74346327..35	
74060856..75		74320616..26		74336156..118		74338268..255		74346441..9	
74060908..76		74320636..73		74336157..25		74338299..29		74346441..35	
74060935..93		74320637..71		74336178..26		74338310..27		74346441..38	
74060936..93		74320638..71		74336182..9		74338663..116		74346456..9	
74060939..93		74320638..73		74336182..118		74338674..15		74346456..105	
74060940..93		74320642..67		74336234..29		74338795..255		74346483..37	
74060941..93		74320642..76		74336249..65		74338796..255		74346744..9	
74060956..60		74320654..26		74336249..67		74338863..255		74346744..117	
74061285..63		74320655..25		74336250..65		74339017..17		74347031..9	
74115287..109		74320689..24		74336250..67		74339021..43		74347031..119	
74251141..35		74320703..61		74336263..9		74339022..43		74347061..16	
74251367..74		74320705..92		74336263..119		74339036..15		74347120..9	
74251849..117		74320726..91		74336266..9		74339037..15		74347413..15	
74253029..128		74320742..19		74336432..15		74339038..15		74347416..15	
74253270..88		74320811..100		74336436..9		74339038..15		74347419..15	
74253435..73		74320823..89		74336436..16		74339116..109		74347465..16	
74253442..127		74320838..41		74336436..91		74339118..43		74347511..29	
74253453..27		74320839..41		74336491..19		74339123..44		74347543..32	
74253490..19		74320872..33		74336506..118		74339124..43		74347543..33	
74253555..115		74320883..39		74336521..111		74339125..109		74347572..38	
74253751..43		74320884..39		74336526..111		74339127..43		74347577..35	
74253773..272		74320885..41		74336527..117		74339128..43		74347578..35	
74253862..30		74320887..41		74336531..67		74339150..9		74347619..26	
74253862..111		74320898..33		74336532..65		74339150..43		74347659..37	
74253863..111		74320916..41		74336532..67		74339151..9		74347659..115	
74253977..27		74320928..122		74336587..115		74339151..43		74347751..255	
74253978..27		74320985..15		74336609..23		74339198..43		74347752..115	
74254100..115		74320994..15		74336646..29		74339216..109		74347752..255	
74254100..255		74320996..116		74336676..9		74339334..65		74347832..29	
74254173..27		74321052..40		74336676..23		74339378..89		74347872..105	
74254363..29		74321053..41		74336680..69		74339434..25		74347893..35	
74254670..115		74321087..41		74336681..69		74339454..44		74347924..27	
74254670..255		74321112..74		74336758..26		74339496..91		74347938..37	
74254891..19		74321113..122		74336897..9		74339497..25		74348020..37	
74254977..37		74321114..123		74336897..23		74339498..25		74348038..37	
74254980..283		74321190..59		74337047..37		74339499..25		74348044..37	
74255003..87		74321191..58		74337395..17		74339503..117		74348083..37	
74255031..115		74321192..59		74337466..32		74339505..25		74348107..19	

NUMERICAL INDEX

Part No.	Page	Part No.	Page	Part No.	Page	Part No.	Page	Part No.	Page
74348126..9		74354778..10		74359327..65		74371107..88		74506607..137	
74348129..29		74354778..17		74359328..65		74371107..89		74506737..109	
74348130..29		74354787..17		74359329..65		74371253..40		74507084..116	
74348133..9		74354788..17		74359330..65		74371323..27		74507091..116	
74348136..9		74354831..67		74359331..65		74371324..27		74507359..65	
74348136..19		74354959..30		74359333..65		74371503..20		74507359..67	
74348184..9		74355843..272		74359337..65		74371707..111		74507673..16	
74348184..43		74357289..114		74359344..63		74371710..111		74509035..35	
74348185..9		74357409..19		74359345..63		74371718..61		74509035..37	
74348185..109		74357410..30		74359348..63		74372325..43		74509035..38	
74348215..9		74357411..30		74359360..10		74372864..26		74511213..75	
74348215..37		74357412..30		74359360..17		74373069..9		74511213..76	
74348215..38		74357554..109		74359365..10		74373069..32		74511243..75	
74348218..9		74357592..32		74359365..16		74373610..43		74513383..32	
74348218..38		74357721..35		74359365..25		74373612..43		74513552..67	
74348303..37		74357722..35		74359373..75		74373613..43		74513701..88	
74348502..111		74357732..26		74359395..76		74373614..43		74513803..253	
74348682..35		74357732..26		74359395..76		74373770..32		74514091..109	
74348682..35		74357733..27		74359396..75		74374127..38		74514400..25	
74348683..35		74357735..27		74359401..75		74374129..35		74514780..71	
74348684..35		74357982..32		74359567..67					
74348689..38		74358728..91		74359591..75		74374129..38		74514780..73	
74348691..35		74358745..10		74359605..111		74375812..35		74516821..29	
74348692..37		74358745..17		74359606..111		74375937..26		74640978..111	
74348825..117		74358754..119		74359607..111		74375953..91		74660358..16	
74348856..16		74358786..116		74359608..253		74376294..38		74660407..35	
74348857..16		74358787..116		74359627..253		74376497..25		74660408..35	
74348858..16		74358790..23		74359645..25		74376749..26		74660409..35	
74348859..16		74358800..117		74359646..25		74376749..43		74660410..35	
74348883..37		74358843..23		74359656..43		74378031..9		74660412..35	
74348885..37		74358911..91		74359661..63		74378031..75		74716990..71	
74348891..37		74359029..9		74359663..63		74378031..76		74752075..23	
74348894..37		74359029..25		74359666..57		74378033..75		75000528..229	
74348900..16		74359030..9		74359666..58		74379263..43			
74348991..20		74359030..25		74359667..63		74379263..44			
74348992..20		74359056..37		74359668..15		74379266..44			
74348993..20		74359097..22		74359678..65		74379269..43			
74348994..20		74359104..16		74359683..16		74380652..75			
74348995..20		74359106..67		74359688..57		74380652..76			
74349157..29		74359112..25		74359689..57		74380656..75			
74349153..90		74359113..25		74359735..12		74380656..76			
74349257..29		74359114..25		74359741..9		74380662..75			
74349375..38		74359115..25		74359741..88		74380662..76			
74349382..35		74359116..25		74359741..89		74385253..135			
74349383..38		74359117..25		74359757..10		74387294..255			
74349629..15		74359168..23		74359757..17		74387529..256			
74349630..15		74359192..25		74359758..10		74388184..123			
74349631..15		74359193..25		74359758..17		74388202..26			
74349632..15		74359196..24		74359772..115		74388205..26			
74349660..115		74359200..90		74359773..114		74389058..16			
74349662..115		74359205..87		74359774..253		74389732..38			
74349666..115		74359206..88		74359775..115		74390593..50			
74349667..115		74359207..87		74359776..57		74391160..15			
74349953..117		74359212..92		74359776..58		74393077..57			
74349984..43		74359213..90		74359776..59		74393077..58			
74354163..9		74359214..90		74359783..20		74393259..80			
74354163..19		74359216..90		74359799..253		74393260..82			
74354175..15		74359220..17		74359806..22		74393344..39			
74354304..9		74359222..17		74359806..30		74393346..39			
74354304..112		74359223..114		74359869..10		74393347..39			
74354362..61		74359231..272		74359869..16		74393349..39			
74354407..26		74359248..120		74359870..10		74393351..39			
74354415..9		74359264..26		74359870..16		74393354..39			
74354449..16		74359269..272		74359876..20		74393359..40			
74354490..26		74359278..20		74359911..63		74393427..122			
74354537..119		74359290..272		74359912..63		74393504..122			
74354568..37		74359293..272		74359947..119		74393505..122			
74354568..40		74359310..37		74359948..118		74393587..20			
74354573..37		74359310..40		74362338..15		74394408..74			
74354656..33		74359311..272		74362458..9		74500230..16			
74354748..17		74359326..65		74371021..43		74500300..23			