


PARTS LIST

HD 21A TRACTOR

(Effective with Tractor Serial No. 12801)



ALLIS-CHALMERS MFG. CO.
MILWAUKEE, WISCONSIN, U. S. A.

LITHO IN U. S. A.

639111
(2-65)

MODEL IDENTIFICATION

The symbol listed below is stamped in front of the model serial number on each unit.

MODEL SYMBOL	ENGINE MODEL	DESCRIPTION
HD21A	21000H	47,900 pound track-type tractor, 2-speed standard transmission, hydraulic torque converter drive, powered with a 281 rated horsepower turbo-charged diesel engine.

RECORD YOUR SERIAL NUMBERS BELOW

TRACTOR SERIAL NO. _____

ENGINE SERIAL NO. _____

SERIAL NUMBER LOCATIONS

TRACTOR SERIAL NO. On rear face of steering clutch housing at the upper right hand corner. Also on small plate attached to the cowl.

ENGINE SERIAL NO. On plate attached to the left hand side of the cylinder block near the rear end. Also on small plate attached to the cowl.

NOTICE | Allis-Chalmers Corporation and FIAT S.p.A. entered into a joint venture agreement to combine their manufacture, sale and service of construction machinery, products throughout the world after January 1, 1974.

| In view of the new enterprise, whenever in this publication reference is made to Allis-Chalmers or your Allis-Chalmers dealer, such reference is intended to identify FIAT-ALLIS Construction Machinery Inc. or your FIAT-ALLIS dealer.

ALLIS-CHALMERS WARRANTY

"ALLIS-CHALMERS MANUFACTURING COMPANY warrants that it will repair F.O.B. its factory, or furnish without charge F.O.B. its factory, a similar part to replace any material in its machinery which within six months, or 1500 hours of use, whichever occurs first, (except six months on utility wheel tractors sold for non-farm use) after the date of delivery by the Dealer, is proven to the satisfaction of the Company to have been defective at the time it was delivered, provided that all parts claimed defective shall be returned properly identified to the Company's factory, charges prepaid.

"This warranty is the only warranty, express, implied or statutory, upon which said machinery is purchased. No other warranty has been made or exists either expressly, or by implication, all statutory and implied warranties being hereby expressly waived and excluded from this transaction, and the Company's liability in connection with this transaction is expressly limited to the repair or replacement of defective parts, all other damages, statutory or otherwise, being hereby expressly waived.

"This warranty applies only to new and unused machinery, which after shipment from the factory of the Company, has not been altered, changed, repaired or treated in any manner whatsoever. No warranty of any kind, statutory, implied, or otherwise, shall apply to trade accessories, attachments, tools, or implements not manufactured by the Company, though sold or operated with the Company's machinery, or to second-hand machinery, or to new and unused machinery, which, after shipment from the factory of the Company, has been altered, changed, repaired, or treated in any manner whatsoever.

"No representative of the Company has authority to change this warranty or this contract in any manner whatsoever, and no attempt to repair or promise to repair or improve the machinery covered by this contract by any representative of the Company shall waive any consideration of the contract or change or extend this warranty in any manner whatsoever.

"Allied or Companion equipment not manufactured by the Company is covered only by the standard warranty of the manufacturer of such allied or companion equipment though sold or operated with the Company's machinery."

ALLIS-CHALMERS CORPORATION and FMT 2, A.G. entered
into a joint venture agreement to combine their
manufacturing, sales and service to construct
machinery products throughout the world after
January 1, 1974.
In view of the new equipment now on the way of
construction of some of our major customers
of your Allis-Chalmers dealer, and because it
intended to identify FMT-ALLIS construction
Machinery Inc. or your FMT-ALLIS dealer.

NOTICE

IMPORTANT

The terms "right" and "left" used throughout this parts list are determined by facing the direction of forward travel.

Attaching parts such as bolts, nuts, rivets, screws, washers, etc. are indented immediately following the parts which they attach.

INSTRUGTIONS FOR ORDERING PARTS

ALWAYS GIVE THE MODEL AND ENGINE SERIAL NUMBER.

To obtain parts promptly, give part name and part number.

Give post office address, town, county and state where parts are to be shipped. Also specify whether material is to be shipped by freight, express or parcel post.

Order parts from the dealer covering the local territory.

Confirm all telephone or telegraph orders in writing.

Parts for standard motor accessories such as generators and starting motors should be ordered from authorized Service Stations maintained by manufacturers of these units throughout the country.

No credit will be allowed on parts unless they are returned to the dealer from whom they were purchased; from there they will be returned, at the customer's expense, to the factory for inspection.

Unless claims for shortages or errors are made immediately upon receipt of goods, they will not be considered.

When broken goods are received, a full description of the damage should be made by the carrier agent on the freight bill. If this description is insisted upon, full damage can always be collected from the transportation company.

No responsibility is assumed for delay or damage to merchandise while in transit. Our responsibility ceases upon delivery of shipment to the transportation company from whom a receipt is received showing that shipment was in good condition when delivered to them; therefore, claims (if any) should be filed with the transportation company and not with Allis-Chalmers Manufacturing Company.

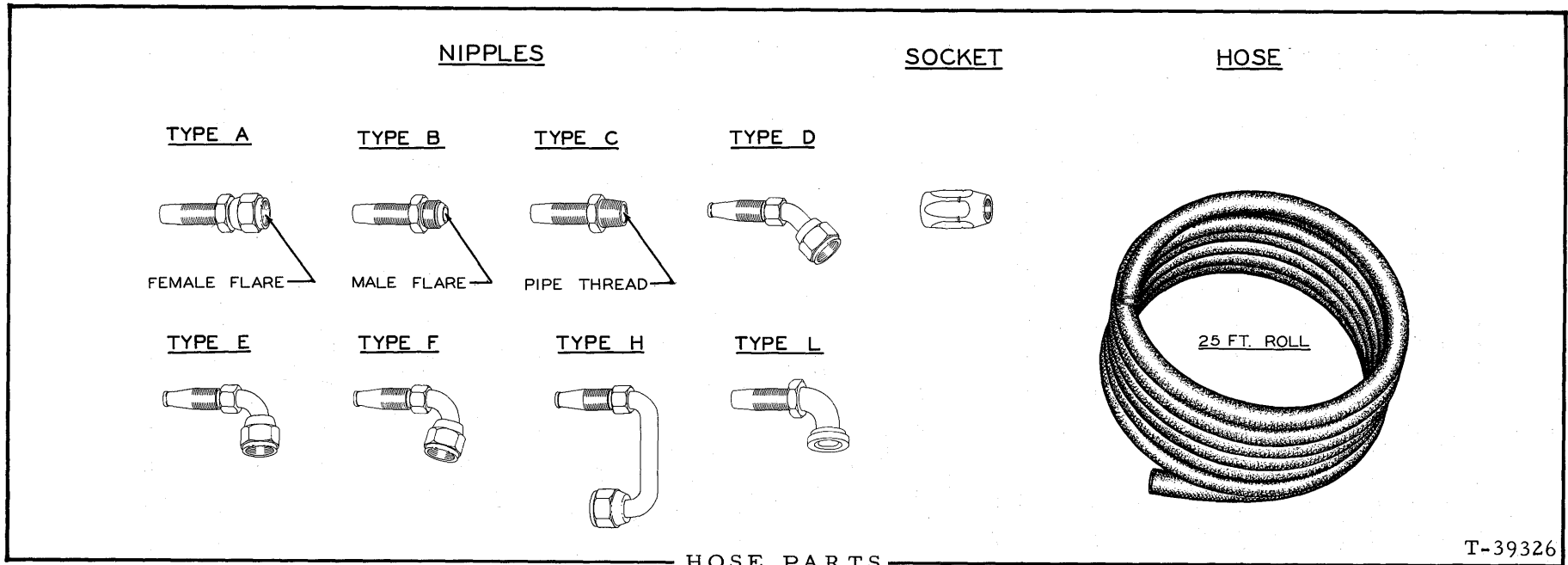
The right is reserved to change the construction or material of any parts where it seems desirable to do so, without incurring the obligation of installing such changes on units already delivered.

ALPHABETICAL INDEX

Accessory Drive	27	Filters	
Air Cleaner	65	Heavy-Duty Oil	41
Air Heater	75	Steering Oil	138, 139
Battery Boxes	211, 213	Steering Pump	139
Battery Box Lock	214	Oil	37, 39
Batteries and Cables	209	Torque Converter Oil	107
Bevel Gear and Shaft	121	Final Drive	
Bottom Guards	161	Housing	119
Brake Control	155	Intermediate Gears	122
Brakes	151	Pinion Shaft	123
Camshaft	23	Outboard Bearing and Seal	127
Connecting Rod	12	Sprocket, Shaft and Gear	125
Cowl	190	Floor	193
Crankcase Guard	159, 161	Flywheel	17
Crankshaft	14	Flywheel Housing	16
Cylinder Block	9	Front Fenders	191
Cylinder Head	19	Front Pusher	236
Cylinder Sleeve	11	Fuel Filters	44, 46
Drawbar	201	Fuel Lines	49
Elements		Fuel Tank	50
Air Cleaner	65	Fuel Tank and Seat Guard	241
Coolant Filter	95	Gauges	
Engine Oil Filter	37, 39	Air Restriction Indicator	65
Fuel Filter	47	Ammeter	217
Heavy-Duty Fuel Filter	42	Bevel Gear Comp. Oil Level	120
Heavy-Duty Oil Filter	42	Engine Oil Level	11
Hyd. Steering Control Filter	139	Engine Oil Pressure	219
Engine Breather	21	Engine Temperature	217
Engine and Mounting	8	Fuel Level	50
Engine Clutch	97	Fuel Pressure	218
Engine Clutch Control	99	Hour Meter	226
Engine Decelerator	57	Gear Shift	117
Engine Primer	72	Generator	221
Engine Side Screens	232	Generator Regulator	222
Engine Shut-off Control	63	Grille Screen	228, 229, 230
Equalizing Spring	167	Heat Exchanger	91
Exhaust Pipe	70	Hood	189
Fan	85	Hood Side Plates	235
Filters		Hose Parts	6
Coolant	95	Hydraulic Track Adjuster	174
Fuel	46	Hydraulic Steering Control	129
Heavy-Duty Fuel	44	Injection Nozzles and Lines	55

ALPHABETICAL INDEX

Injection Pump -----	53	Seat -----	195
Instruments -----	216	Starter -----	215
Lights		Steering Clutches -----	149
Dash -----	216	Steering Clutch & Final Drive Housing --	119
Head -----	205	Steering Control Valve and Lines -----	141
Rear Flood -----	223	Steering Levers and Linkage -----	145
Tail -----	224	Steering Pump and Filters -----	132, 135
Lights and Wiring -----	205	Tail Light -----	224
Main Frame -----	159	Thermostat -----	92
Manifolds		Throttle Control -----	59
Exhaust -----	71	Timing Gears -----	14, 27
Intake -----	61	Timing Gear Housing -----	13
Water Inlet -----	91	Tools -----	247
Water Outlet -----	92	Torque Converter -----	101
Numerical Index -----	248	Torque Converter Oil Supply -----	107
Oil Cooler -----	35	Track -----	179
Oil Filters -----	37, 39, 41	Track Idler -----	171
Oil Pan -----	29	Track Release -----	173
Oil Pumps -----	31	Track Supporting Roller -----	177
Packaged Parts -----	7A	Transmission -----	111
Painting and Marking -----	202	Transmission Guards -----	159
Piston -----	12	Transmission Oil Lines -----	115
Power Pulley -----	243	Truck Frame -----	163
Pull Hook -----	159	Truck Frame Guards -----	165
Pumps		Truck Wheel -----	169
Air Heater -----	77	Turbocharger -----	67
Engine Pressure Oil -----	33	Universal Joint -----	114
Engine Primer -----	77	Valves	
Fuel Injection -----	53	Air Heater Check -----	75
Torque Converter -----	109	Brake -----	152
Scavenging Oil -----	34	Exhaust -----	19
Steering -----	131	Fuel Injection Pressure Relief -----	53
Water -----	89	Hyd. Track Relief -----	174
Radiator and Mounting -----	79	Intake -----	19
Radiator Curtain -----	227	Pressure Oil Pump Relief -----	31
Radiator Guard -----	183, 185, 187	Steering Control -----	142
Rear Fenders -----	199, 200	Valve Operating Mechanism -----	23
Rear Flood Light -----	223	Water Inlet Manifold & Heat Exchanger --	91
Rear Pusher -----	239, 240	Water Outlet Manifold -----	92
		Water Pump -----	87



NOTE: Refer to right hand column for identity of interchangeable crimped-type hose (fittings not re-usable). Assembly number shown in left hand column indicates available replacement hose assembly with re-usable components; where no assembly number is listed, hose assembly is not available from factory but may be constructed in the field from data indicated.

HOSE ASSEMBLY NO. (See NOTE)	BULK HOSE (25' roll)	HOSE LENGTH (inches)	NIPPLE (#1 end)			NIPPLE (#2 end)			SOCKET (both ends)	NIPPLE FLANGE		CRIMPED-TYPE HOSE (See NOTE) Part No.
			Including SOCKET	NIPPLE only	Type	Including SOCKET	NIPPLE only	Type		Part No.	X Dim	
094533	919155	22-5/8	920857	919079	B	920864	919082	E	919075			
095526	919156	7-3/4	920850	920303	A	920858	919080	B	919076			
097207	919196	48-1/8	920847	920301	A	920862	919194	E	919143			
099591	919155	7-5/16	920857	919079	B	920864	919082	E	919075			
620994	919155	26	920849	920302	A	920849	920302	A	919075			
623276	920221	51-1/2	920852	920344	A	920867	919277	E	919281			
623305	919196	11-3/8	920847	920301	A	920847	920301	A	919143			
623306	919196	22	920862	919194	E	920862	919194	E	919143			
629759	919196	14	920847	920301	A	920877	919207	D	919143			

629780	919156	9	920865	919081	E		919175	F	919076			
629785	919156	9	920865	919081	E		919175	F	919076			
630623	919155	42-3/4	920849	920302	A	920857	919079	B	919075			
630707	919196	46-1/4	920855	919144	B	920862	919194	E	919143			
630710	920724	60	920855	919144	B	920869	919253	E	919143			
631137	920221	15-7/8	920867	919277	E	920867	919277	E	919281			
631265	920732	16-7/8		922141	(short)		922151	(long)	920569			
631266	920732	33		922141	(short)		922142	(long)	920569			
631377	920221	40-3/4	920852	920344	A	920867	919277	E	919281			
631378	920222	58-3/4	920868	920144	E		922143	H	919282			
631543	919156	39-1/2	920850	920303	A	920858	919080	B	919076			
631875	919155	7-5/16	920879	919159	D	920857	919079	B	919075			
632123	919156	50	920872	919158	E	920872	919158	E	919076			
632124	919156	50	920880	919254	D	920872	919158	E	919076			
633742	920221	21-1/4	920882	919278	D	920867	919277	E	919281			
633743	920221	24-1/2	920882	919278	D	920867	919277	E	919281			
634841	920221	123-3/4	920852	920344	A		921414	F	919281			
634842	920221	115-1/2	920852	920344	A	920867	919277	E	919281			
638774	919155	18-3/4	920849	920302	A	920879	919159	D	919075			
642445	919218	14-3/8	920850	920303	A	920880	919254	D	919076			
4386238	919821	28-1/4		921225	C		920513	E	919820			
4386770	920736	18		922406	C		920514	E	920509			
4386771	922365	22-1/8		920512	E		922207	H	920509			
4386772	919821	23-1/4		920513	E		922208	H	919820			
4386773	922364	11-3/4		922044	E		922044	E	922042			
4386774	922366	14-7/8		922221	E		922372	F	919820			

PACKAGED PARTS

PACKAGE
NUMBER

DESCRIPTION

----- CLUTCH KIT, over-running, torque converter (See page 101)

----- ELEMENT KIT, steering pump filter (See page 138)

069627 GASKET SET, transmission
 1 035249 GASKET, drain plug (Not used)
 1 052475 GASKET, top shaft front bearing retainer
 2 052476 GASKET, reverse shaft
 1 052478 GASKET, shifting lever housing
 1 052598 GASKET, cover plate
 1 623177 GASKET, transmission to steering clutch housing

4387006 GASKET KIT, cylinder head
 8 917806 SLEEVE, fuel line
 1 4361551 GASKET, air intake elbow
 1 4362458 GASKET, water manifold cover
 10 4375865 GASKET, intake and exhaust manifold
 6 4376483 GASKET, water manifold
 1 4376520 GASKET, thermostat cover
 1 4376527 GASKET, water manifold connecting
 6 4378031 GASKET, injection nozzle
 2 4379167 GASKET, center exhaust manifold
 1 4386137 GASKET, water by-pass tube
 2 4386310 GASKET, cylinder head
 2 4386796 GASKET, cylinder head
 2 4387460 GASKET, cylinder head lower cover
 2 4387461 GASKET, rocker cover

4387629 GASKET KIT, intermediate, engine cylinder block (Does not include cylinder head or oil pan gaskets)
 2 035249 GASKET, oil drain plug
 12 923576 O-RING, water inlet manifold
 1 923586 O-RING, flywheel to crankshaft
 2 4113897 GASKET, regulating valve nut
 4 4119937 GASKET, plugging capscrews
 2 4251974 O-RING, flywheel housing dowel
 2 4251984 O-RING, water tubes
 1 4253355 O-RING, flywheel housing
 1 4253806 O-RING, water pump body
 12 4254128 O-RING, injection pump bracket and connectors
 2 4254806 O-RING, bonnet tube
 5 4255511 O-RING, heat exchanger and oil filter
 2 4255512 O-RING, heat exchanger
 1 4310257 GASKET, oil filler pipe
 1 4336897 RING, sealing, flywheel housing
 1 4361740 GASKET, water pump idler support
 1 4367090 GASKET, tachometer hole nut
 1 4371027 GASKET, gear housing hole cover
 2 4371160 GASKET, heat exchanger (Discard 1 on HD21A)
 1 4371289 GASKET, oil pan cover
 4 4371345 GASKET, oil lines
 1 4371742 GASKET, (Discard. Not for HD21A)
 1 4376398 GASKET, water pump
 1 4376603 GASKET, accessory pump
 1 4376609 GASKET, timing gear housing cover
 2 4377120 GASKET, push rod cover
 2 4378112 GASKET, lower water by-pass tube
 1 4379070 SEAL, oil pan
 1 4386223 GASKET, heat exchanger bonnet
 1 4386495 GASKET, water and oil manifold, lower
 1 4386856 GASKET, heat exchanger to adapter

(Continued)

PACKAGED PARTS

PACKAGE
NUMBER

DESCRIPTION

4387629 GASKET KIT, intermediate, engine cylinder block (Does not include cylinder head or oil pan gaskets)(Continued)
 1 4387943 GASKET, timing hole cover
 1 4389291 GASKET, water and oil manifold, upper
 1 4389676 GASKET, heat exchanger bonnet } Discard on HD21A
 1 4389678 GASKET, heat exchanger adaptor }
 1 4660423 GASKET, oil pump discharge tube
 1 4660492 GASKET, timing gear housing

 GASKET KIT, turbocharger mounting (See TURBOCHARGER)

4389904 PISTON AND SLEEVE KIT (Used prior to engine #21-06243)(If full set required order KIT 4389901)
 2 4253749 RETAINER, piston pin
 1 4376792 PIN, piston
 1 4379178 O-RING, cylinder sleeve (black)
 2 4385485 O-RING, cylinder sleeve (red)
 1 4386315 SLEEVE
 1 4386419 PISTON
 1 4389902 RING SET, piston
 1 4385633 INSTRUCTION SHEET

4389901 PISTON AND SLEEVE KIT (Effective with engine #21-06243)
 2 4253749 RETAINER, piston pin
 1 4376792 PIN, piston
 1 4379178 O-RING, cylinder sleeve (black)
 2 4385485 O-RING, cylinder sleeve (red)
 1 4386315 SLEEVE
 1 4389889 PISTON
 1 4389898 RING SET, piston
 1 4385633 INSTRUCTION SHEET

 RING SET, piston (See PISTON AND CONNECTING ROD)

 SEAL KIT, final drive (See FINAL DRIVE OUTBOARD BEARING AND SEAL)

 SEAL KIT, final drive (See FINAL DRIVE SPROCKET, SHAFT AND GEAR)

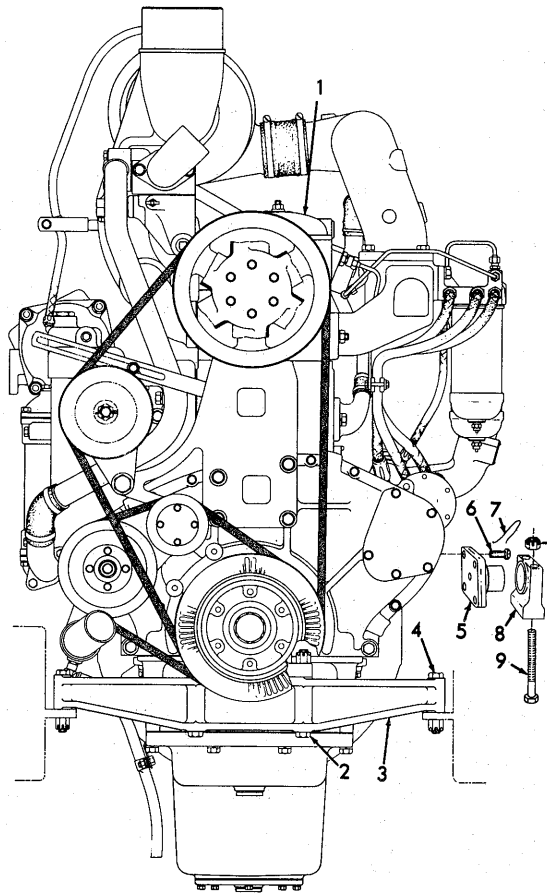
 SEAL KIT (See TRACK IDLER)

 SEAL KIT (See TRACK SUPPORTING ROLLER)

 SEAL KIT (See TRUCK WHEELS)

 TRANSFER KIT (See PAINTING AND MARKING)

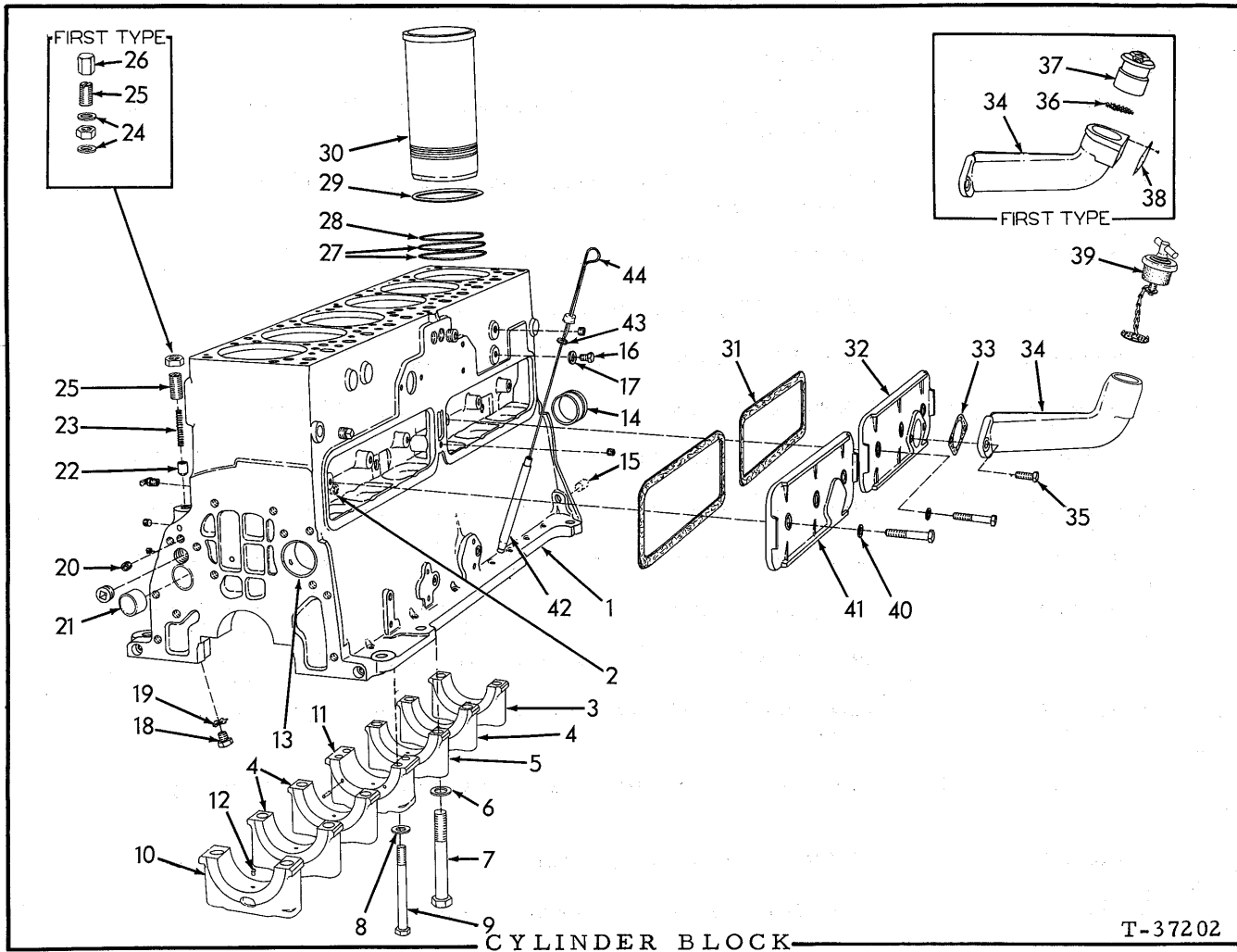
 TRANSMISSION KIT, low speed reverse changeover (See TRANSMISSION)



T-39346

ENGINE AND MOUNTING

ITEM	PART NO.	QTY.	DESCRIPTION
1	4386317	1	ENGINE ASSEMBLY (Includes oil filters, oil cooler, water filter, fuel filter and turbocharger but does not include air cleaner, fan, generator or starter)
2	099061	2	CAPSCREW, engine mounting, front (5/8"NF x 5-3/4")
	913280	2	NUT, high, slotted, 5/8"NF
	900806	2	PIN, cotter, 1/8" x 1"
3	080809	1	HANGER, engine supporting, front end
4	099062	2	CAPSCREW, drilled-end, 5/8"NF x 4"
	913280	2	NUT, high, slotted, 5/8"NF
	900806	2	PIN, cotter, 1/8" x 1"
5	631774	2	TRUNNION, rear mounting
6	631570	8	CAPSCREW, drilled-hd., 5/8"NC x 1-1/2"
7	023633	4	WIRE, locking, 1/16" x 12"
8	631773	2	BRACKET, engine supporting, rear
9	630773	4	CAPSCREW, drilled-end, 3/4"NF x 7"
	910879	4	NUT, high, slotted, 3/4"NF
	900808	4	PIN, cotter, 1/8" x 1-1/2"



ITEM	PART NO.	QTY.	DESCRIPTION
1	4386500	1	BLOCK ASSEMBLY, cylinder (Includes items 2 thru 20 also hardware indented below)
	919134	2	PLUG, pipe, hex-hd., 1/8"NPT
	919840	5	PLUG, pipe, hex-hd., 1/4"NPT
	920333	1	PLUG, pipe, hex-hd., 3/8"NPT
	920416	1	PLUG, pipe, hex-hd., 1/2"NPT
	917673	1	PLUG, pipe, hex-socket, 1/8"NPT
	918850	2	PLUG, pipe, hex-socket, 1/4"NPT
	918851	2	PLUG, pipe, hex-socket, 3/4"NPT
	904224	2	PLUG, pipe, hex-socket, 3/4"NPT
	912415	1	COCK, drain, 1/4"NPT
2	-----	4	DOWEL, valve lifter bracket (See VALVE OPERATING MECHANISM)
3	4386512	1	* CAP, main bearing, rear (Used prior to engine #21-06057)
	4389235	1	* CAP, main bearing, rear (Effective with engine #21-06057)
4	4386511	3	* CAP, main bearing, intermediate (Used prior to engine #21-06057)
	4389232	3	* CAP, main bearing, intermediate (Effective with engine #21-06057)

* Replacement bearing caps are semi-finished and must be line-bored after installing

(Continued)

CYLINDER BLOCK (Continued)

ITEM	PART NO.	QTY.	DESCRIPTION
5	4386513	1	* CAP, main bearing, intermediate (No. 5)(Used prior to engine #21-06057)
	4389234	1	* CAP, main bearing, intermediate (No. 5)(Effective with engine #21-06057)
6	4389911	12	WASHER, plain, main bearing capscrew
7	4386110	12	CAPSCREW, main bearing cap (7/8" diam.)
8	4389910	4	WASHER, plain, center main bearing capscrew
9	4388522	4	CAPSCREW, center main bearing cap (5/8" diam.)
10	4386509	1	* CAP, main bearing, front (Used prior to engine #21-06057)
	4389231	1	* CAP, main bearing, front (Effective with engine #21-06057)
11	4386516	1	* CAP, main bearing, center (Used prior to engine #21-06057)
	4389233	1	* CAP, main bearing, center (Effective with engine #21-06057)
	-----	4	PIN, dowel, thrust flange (See CRANKSHAFT)
12	917554	7	PIN, dowel, main bearing (straight type)(Used prior to engine #21-06057)
	4389292	7	PIN, dowel, main bearing (step type)(Effective with engine #21-06057)
13	4660389	1	BEARING, camshaft, front
	4660440	2	BEARING, camshaft, intermediate
14	4660389	1	BEARING, camshaft, rear
15	-----	2	PIN, dowel, flywheel housing (See FLYWHEEL HOUSING)
16	917177	3	CAPSCREW, hole plugging (1/2"NC x1/2")
17	4119937	3	<input type="checkbox"/> GASKET, plugging capscrew
18	922205	6	CAPSCREW, plugging, oil gallery (5/8"NC x 1/2")(Not original equipment. Furnished with replacement cylinder block only)
19	4373619	6	LOCKWASHER
20	4389943	1	RESTRICTOR, oil by-pass
21	4387189	1	PLUG, crankcase (Used prior to engine #21-4023)
22	4500230	1	PISTON, oil pressure regulating valve
23	4660358	1	SPRING, oil pressure regulating valve
24	4113897	2	<input type="checkbox"/> GASKET, regulating valve nut (Used prior to engine #21-05538)

* Replacement bearing caps are semi-finished and must be line-bored after installing

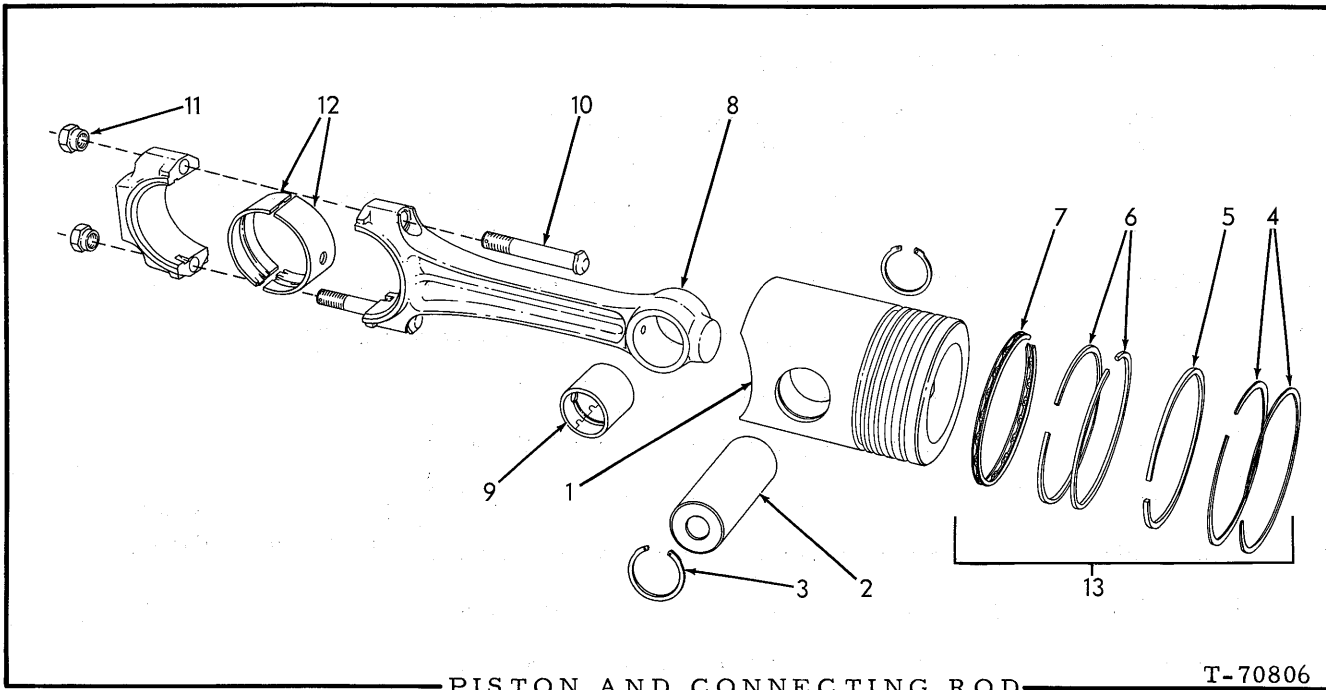
Also see PACKAGED PARTS

(Continued)

CYLINDER BLOCK (Continued)

ITEM	PART NO.	QTY.	DESCRIPTION
25	4389058	1	SCREW, oil pressure regulating valve
	910847	1	NUT, jam, 3/4"NF
26	-----	1	NUT, cap, oil pressure regulating valve (Used prior to engine #21-05538. Order SCREW 4389058)
27	4385485	12	<input type="checkbox"/> O-RING, cylinder sleeve, lower groove (red)
28	4379178	6	<input type="checkbox"/> O-RING, cylinder sleeve, upper groove (black)
29	4379742	-	SHIM, cylinder sleeve (.002" thick)
	4368204	-	SHIM, cylinder sleeve (.005" thick)
	4369001	-	SHIM, cylinder sleeve (.008" thick)
	4368205	-	SHIM, cylinder sleeve (.010" thick)
	4368206	-	SHIM, cylinder sleeve (.015" thick)
	4369002	-	SHIM, cylinder sleeve (.020" thick)
			Use as required when remachining block
30	4386315	6	<input type="checkbox"/> SLEEVE, cylinder
31	4377120	2	<input type="checkbox"/> GASKET, push rod cover
32	4379197	1	COVER, push rod, rear
	916316	3	CAPSCREW, 1/2"NC x 2-1/2"
33	4310257	1	<input type="checkbox"/> GASKET, oil filler pipe
34	-----	1	ELBOW, ASSEMBLY, oil filler (Includes items 35 thru 37)(Used prior to engine #21-05499. Order ELBOW 4389040 and CLOSURE ASSEMBLY 4386823)
	4389040	1	ELBOW, oil filler (Effective with engine #21-05499)
35	4379198	2	CAPSCREW, 1/2"NC x 1-3/8" (Nylok)
36	4335022	1	STRAINER, oil filler
37	4366461	1	CAP ASSEMBLY, oil filler (Serviced only as a unit)
38	4379141	1	PLATE, oil data
	904516	4	SCREW, drive, #6- x 1/4"
			Used prior to engine #21-05499
39	4386863	1	CLOSURE ASSEMBLY, oil filler (Serviced only as a unit)(Effective with engine #21-05499)
40	4376749	7	WASHER, push rod cover capscrew
41	4379179	1	COVER, push rod, front
	916316	2	CAPSCREW, 1/2"NC x 2-1/2"
	916317	1	CAPSCREW, 1/2"NC x 2-3/4"
42	4371359	1	ADAPTER, oil level gauge
43	4506607	1	SEAL, oil level gauge
44	4386869	1	GAUGE ASSEMBLY, oil level (Includes item 42)

Also see PACKAGED PARTS



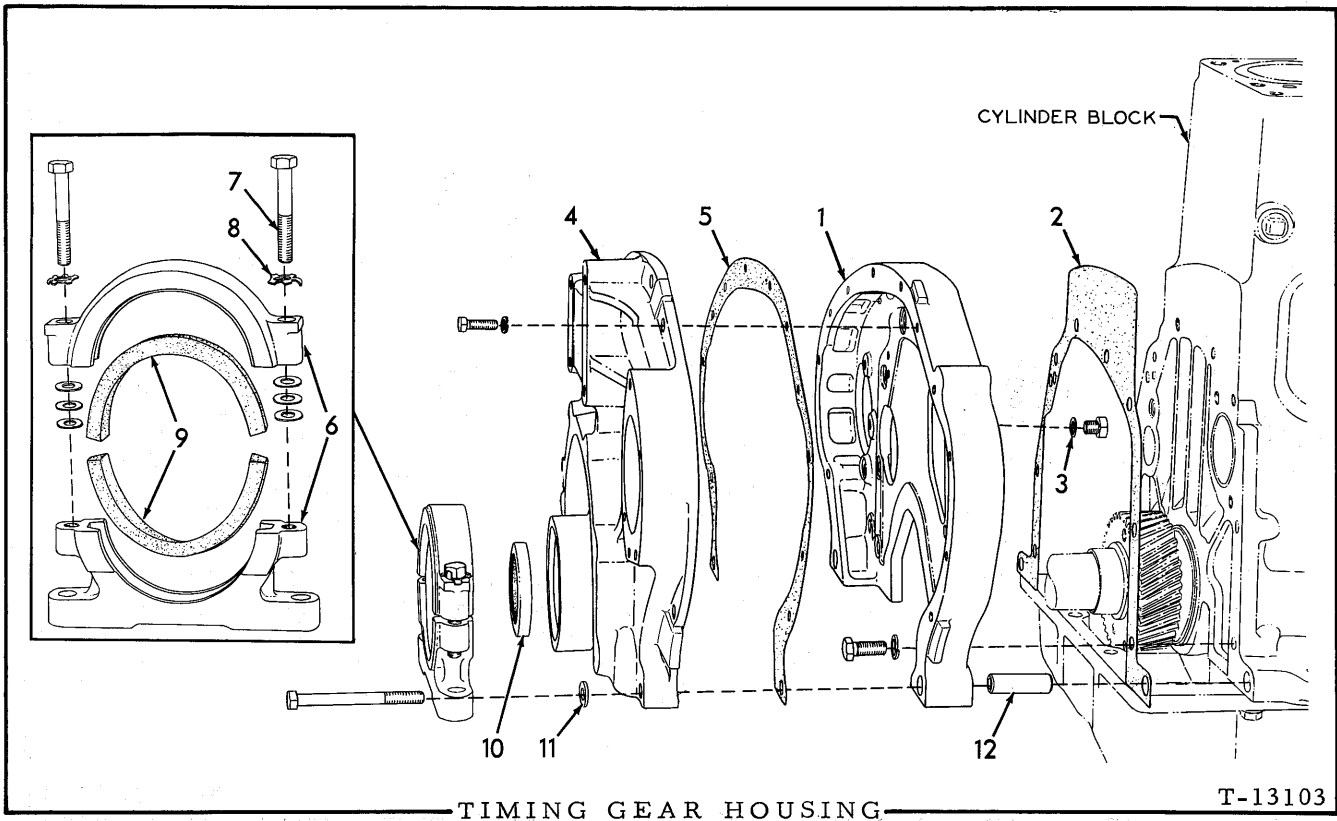
PISTON AND CONNECTING ROD

T-70806

ITEM	PART NO.	QTY.	DESCRIPTION
1	4386419	6	□ PISTON (4-ring)(Used prior to engine #21-06243. If full set is required order PISTON 4389889 and RING SET 4389898)
	4389889	6	□ PISTON (5-ring)(Effective with engine #21-06243)
2	4376792	6	□ PIN, piston
3	4253749	12	□ RETAINER, piston pin
4	4389890	12	RING, shielding (top groove)(Effective with engine #21-06243)
5	-----	6	RING, compression (#1)
6	-----	12	RING, compression (#2 and #3)
7	-----	6	RING, oil control
8	4389962	6	ROD ASSEMBLY, connecting (Includes items 9 thru 11)
9	4376986	6	BUSHING, connecting rod
10	4376804	12	BOLT, connecting rod
11	4389919	12	NUT, connecting rod bolt
12	4386372	12	BEARING, connecting rod (standard size)
	4386373	12	BEARING, connecting rod (.010" undersize)
	4386374	12	BEARING, connecting rod (.020" undersize)
	4386375	12	BEARING, connecting rod (.030" undersize)
	4386376	12	BEARING, connecting rod (.040" undersize)
13	4389902	6	□ RING SET (Consists of item 5 thru 7)(For PISTON 4386419)
	4389898	6	□ RING SET (Consists of item 4 thru 7)(For PISTON 4389889)

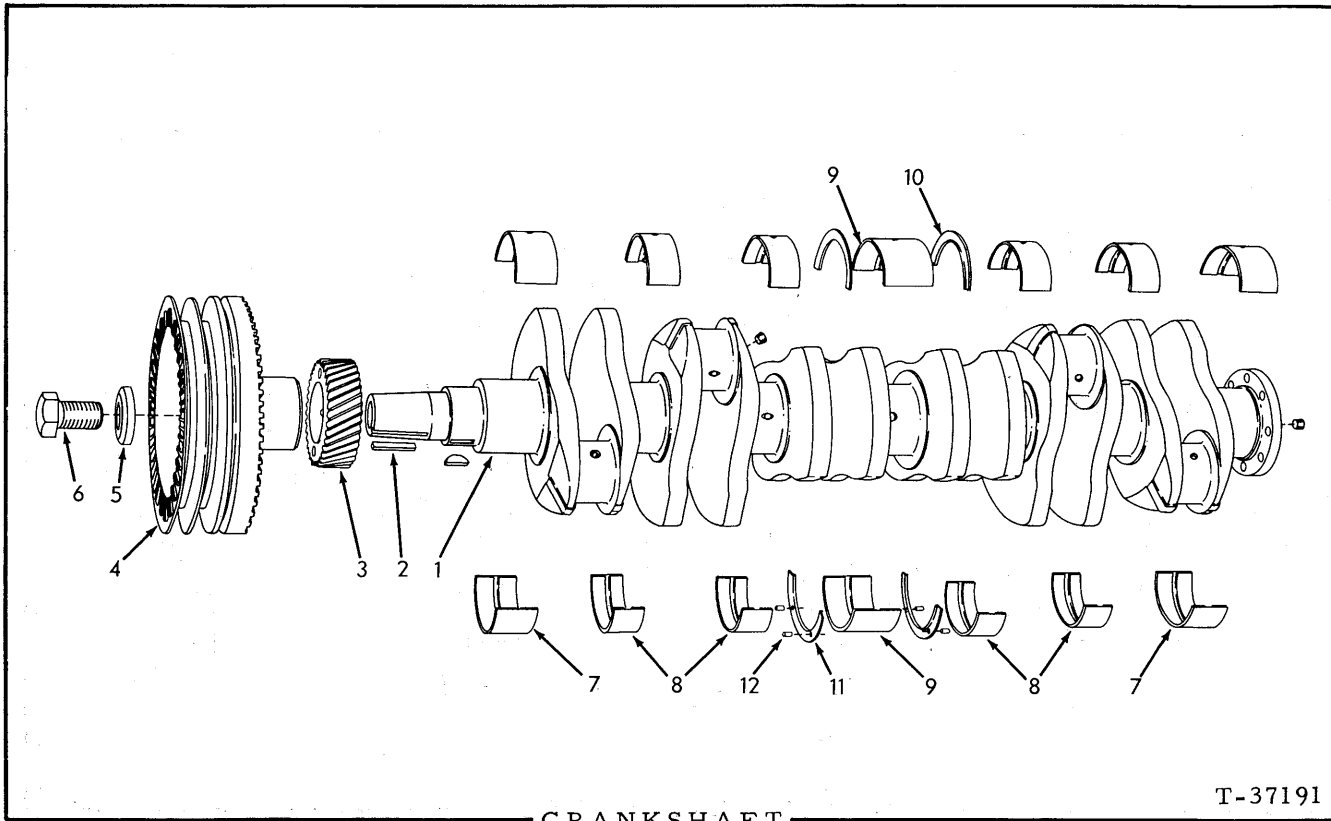
Order item 13

□ Also see PACKAGED PARTS



ITEM	PART NO.	QTY.	DESCRIPTION
1	4389784	1	HOUSING
	916311	8	CAPSCREW, 1/2"NC x 1-1/4"
	904208	8	LOCKWASHER, 1/2"
2	4660492	1	□ GASKET, gear housing
3	4119937	1	□ GASKET, plugging cap screw
	919229	1	CAPSCREW, 1/2"NC x 1/2"
4	4387723	1	COVER, timing gear housing
	916321	2	CAPSCREW, 1/2"NC x 4-1/2"
	919224	7	CAPSCREW, 3/8"NC x 1-1/8"
	904206	7	LOCKWASHER, 3/8"
5	4376609	1	□ GASKET, gear housing cover
6	4364865	1	BRACKET, engine mounting (Includes cap)
	916009	10	WASHER, plain (1/32" thick. Use as required)
	4254891	2	CAPSCREW, 1/2"NC x 2-1/2"
	4252682	2	LOCKWASHER
9	4336491	2	LINER, engine mounting bracket
10	4338507	1	SEAL, oil, crankshaft
11	4371445	2	WASHER, plain, housing cover cap screw (1/2" hole)
12	4371444	2	DOWEL, hollow, gear housing

□ Also see PACKAGED PARTS



T-37191

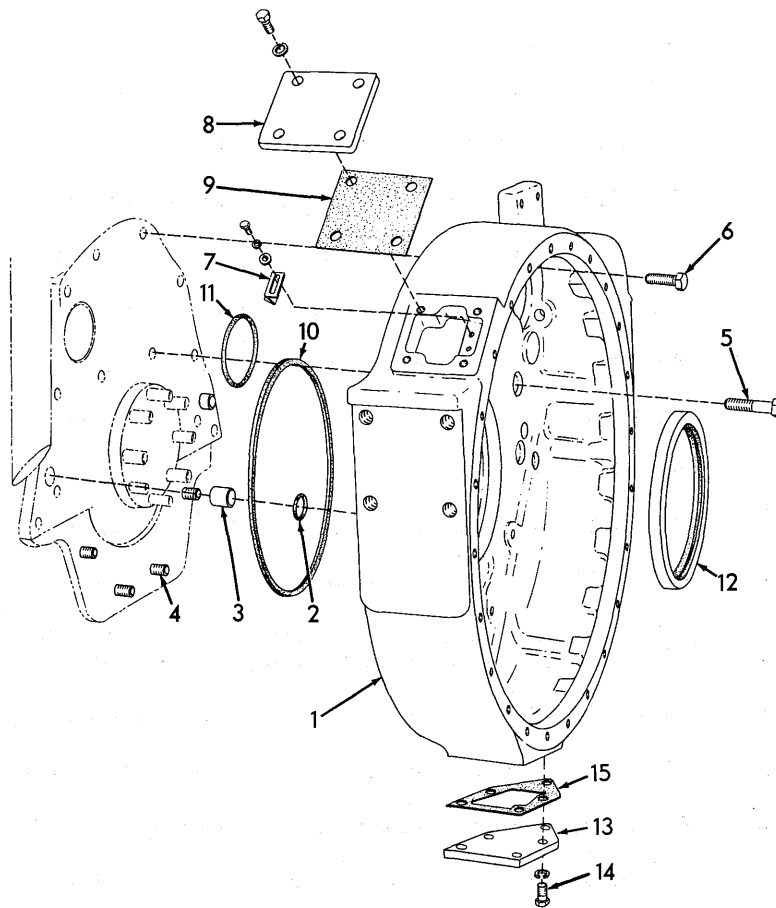
CRANKSHAFT

ITEM	PART NO.	QTY.	DESCRIPTION
1	4389893	1	CRANKSHAFT ASSEMBLY (Includes PLUGS indented below)
	917673	6	PLUG, pipe, hex-socket, 1/8"NPT
	907859	1	PLUG, pipe, hex-socket, 1/4"NPT
2	4362310	1	KEY, crankshaft pulley
3	4389052	1	GEAR, crankshaft
	911021	1	KEY, #25 woodruff, 5/16" x 1-1/2" (Used prior to engine #21-4089)
	905129	1	KEY, #D woodruff, 5/16" x 1-1/4" (Effective with engine #21-4089)
4	4386781	1	PULLEY, crankshaft (Includes integral damper)
5	4371503	1	WASHER, crankshaft pulley capscrew
6	4347897	1	CAPSCREW, crankshaft pulley
7	4387031	4	BEARING, front and rear main (standard size)
	4386480	4	BEARING, front and rear main (.010"undersize)
	4386481	4	BEARING, front and rear main (.020"undersize)
	4386482	4	BEARING, front and rear main (.030"undersize)
	4386483	4	BEARING, front and rear main (.040"undersize)

(continued)

CRANKSHAFT (Continued)

ITEM	PART NO.	QTY.	DESCRIPTION
8	4387032	8	BEARING, intermediate main (standard size)
	4386473	8	BEARING, intermediate main (.010"undersize)
	4386474	8	BEARING, intermediate main (.020"undersize)
	4386475	8	BEARING, intermediate main (.030"undersize)
	4386476	8	BEARING, intermediate main (.040"undersize)
9	4386874	1	BEARING KIT, center main(standard size)
	4386875	1	BEARING KIT, center main (.010"undersize)
	4386876	1	BEARING KIT, center main (.020"undersize)
	4386877	1	BEARING KIT, center main (.030"undersize)
	4386878	1	BEARING KIT, center main (.040"undersize)
<p><u>NOTE:</u> Each Bearing Kit listed above includes upper and lower bearings, set of standard thrust flanges and dowel pins.</p>			
10	4386360	2	FLANGE, thrust, center main, upper (standard size)
	4386456	2	FLANGE, thrust, center main, upper (.005"oversize)
	4386457	2	FLANGE, thrust, center main, upper (.010" oversize)
	4386458	2	FLANGE, thrust, center main, upper (.015"oversize)
11	4386359	2	FLANGE, thrust, center main, lower (standard size)
	4386453	2	FLANGE, thrust, center main, lower (.005"oversize)
	4386454	2	FLANGE, thrust, center main, lower (.010"oversize)
	4386455	2	FLANGE, thrust, center main, lower (.015"oversize)
12	4250898	4	PIN, dowel, thrust flange



T-39365

FLYWHEEL HOUSING

ITEM	PART NO.	QTY.	DESCRIPTION
1	4386149	1	HOUSING, flywheel (Used prior to tractor #13046)
	920132	1	PLUG, pipe, 1/2"NPT
	4388551	1	HOUSING, flywheel (Effective with tractor #13 046)
2	4251974	2	□ O-RING, housing dowel
3	4373716	2	DOWEL, housing to crankcase
4	4379198	4	CAPSCREW, oil pan to housing (Nylok, 1/2"NC x 1-3/8")
5	4255335	2	CAPSCREW, housing to crankcase (1/2"NC x 2-1/8")
6	4255334	8	CAPSCREW, housing to crankcase (1/2"NC x 1-3/8")
7	4386651	1	POINTER, timing
	916284	2	CAPSCREW, 1/4"NC x 1/2"
	904204	2	LOCKWASHER, 1/4"
	911114	2	WASHER, plain, SAE std., 1/4"
8	4386650	1	COVER, timing hole
	915813	4	CAPSCREW, 5/16"NC x 7/8"
	904205	4	LOCKWASHER, 5/16"

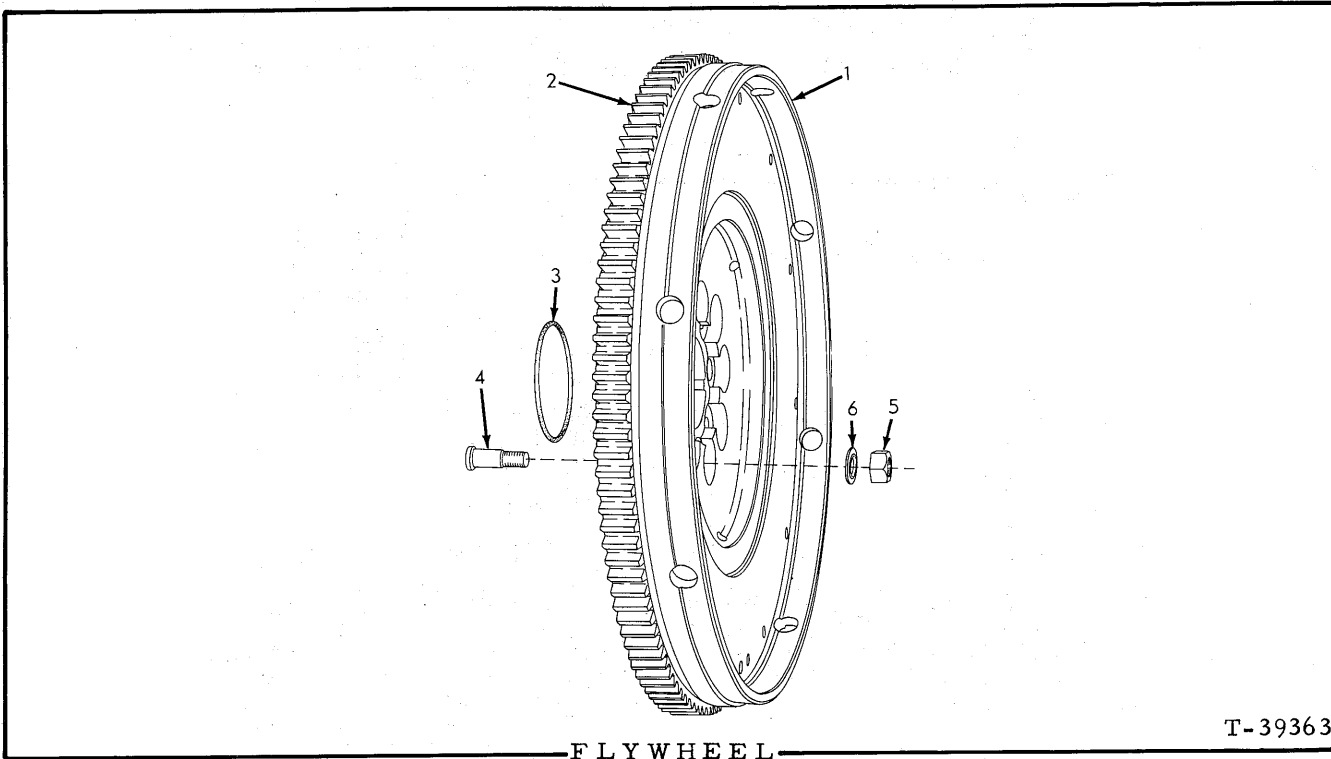
□ Also see PACKAGED PARTS

(Continued)

FLYWHEEL HOUSING (Continued)

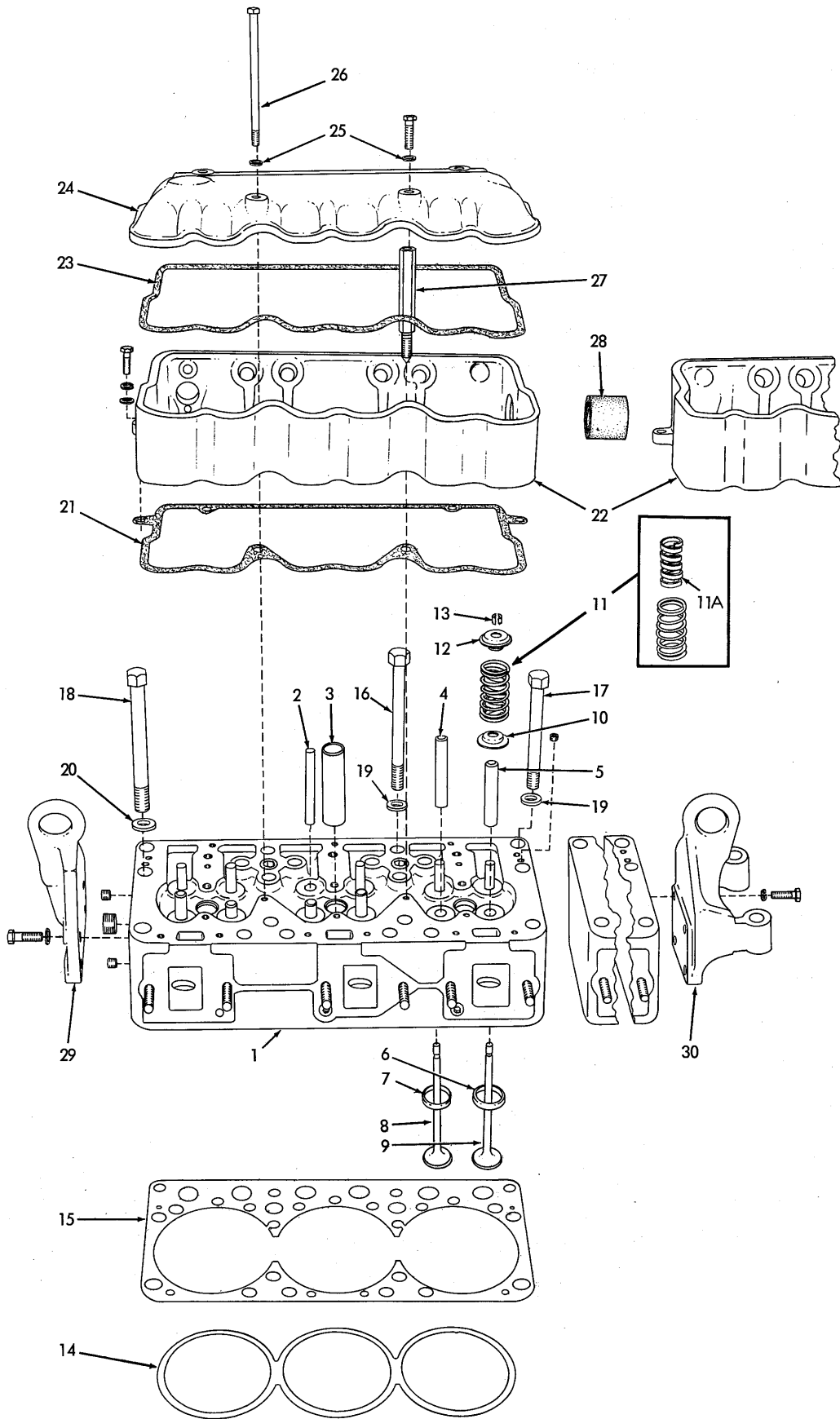
ITEM	PART NO.	QTY.	DESCRIPTION
9	4387943	1	□ GASKET, timing hole cover
10	4336897	1	□ RING, sealing, housing to crankcase (large)
11	4253355	1	□ O-RING, housing to crankcase (small)
12	4387509	1	SEAL, oil, crankshaft flange
13	641631	1	COVER, bottom
14	035061	5	CAPSCREW, 1/2"NC x 1-1/4"
	904208	5	LOCKWASHER, 1/2"
15	640636	1	GASKET, bottom cover

Used on tractors
#13046 thru #13186



ITEM	PART NO.	QTY.	DESCRIPTION
1	4387178	1	FLYWHEEL ASSEMBLY (Includes item 2)
2	4303694	1	GEAR, ring
3	923586	1	□ O-RING, flywheel to crankshaft
4	4389201	8	BOLT, flywheel
5	4387026	8	NUT, flywheel bolt
6	4255302	8	WASHER, sealing

□ Also see PACKAGED PARTS



CYLINDER HEAD

T-37183

CYLINDER HEAD

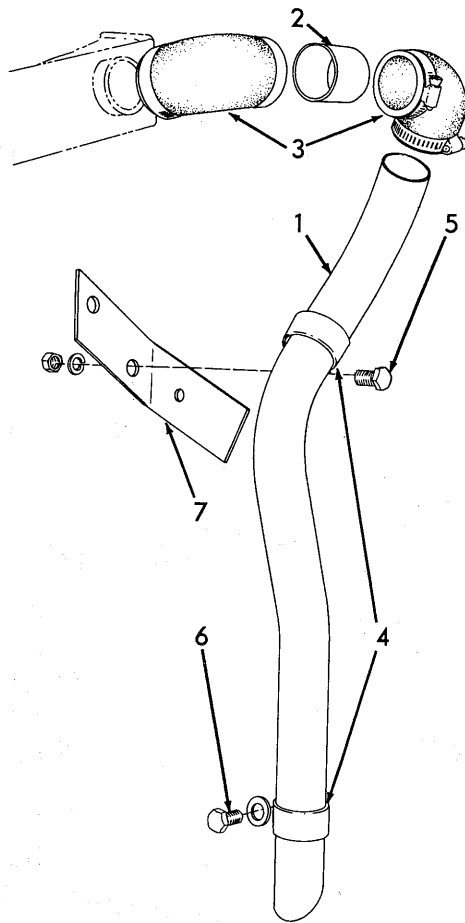
ITEM	PART NO.	QTY.	DESCRIPTION
1	4389929	2	HEAD ASSEMBLY, cylinder (Includes items 2 thru 7 and plugs indented below)
	917673	8	PLUG, pipe, hex-socket, 1/8"NPT
	907070	4	PLUG, pipe, ctsk-hd., 1/4"NPT (Early units only)
	918851	8	PLUG, pipe, hex-socket, 3/4"NPT
2	4386413	12	PIN, guide, valve bridge
3	4376484	6	SLEEVE, injection nozzle
4	4385301	12	GUIDE, intake valve
5	4386624	12	GUIDE, exhaust valve
6	4386654	12	INSERT, exhaust valve seat
7	4386653	12	INSERT, intake valve seat
8	4386790	12	VALVE, intake
9	4386791	12	VALVE, exhaust
10	4389685	24	SEAT, valve spring
11	4389294	24	SPRING ASSEMBLY, valve (Includes item 11A)(If for engines prior to #21-05974 also replace item 10)
11A	4389293	24	DAMPER, valve spring
12	4389397	24	ROTOCOIL ASSEMBLY, valve (Serviced only as a unit)
13	4376497	48	LOCK, valve stem
14	4386310	2	□ GASKET, cylinder head (Compression seal)
15	4386796	2	□ GASKET, cylinder head (Oil and water seal)
16	4388520	30	CAPSCREW, cylinder head (5/8"NC x 7")
17	4388521	2	CAPSCREW, cylinder head (5/8"NC x 6")
18	4389821	8	CAPSCREW, cylinder head (3/4"NC x 7-1/4")
19	4372863	32	WASHER, cylinder head capscREW (5/8" hole)
20	4386386	8	WASHER, cylinder head capscREW (3/4" hole)
21	4387460	2	□ GASKET, lower cover
22	4386597	1	COVER, lower section, front
	4386598	1	COVER, lower section, rear
	916272	4	CAPSCREW, 3/8"NC x 1-1/4"
	904206	4	LOCKWASHER, 3/8"
	913544	4	WASHER, plain
23	4387461	2	□ GASKET, rocker cover

□ Also see PACKAGED PARTS

(Continued)

CYLINDER HEAD (Continued)

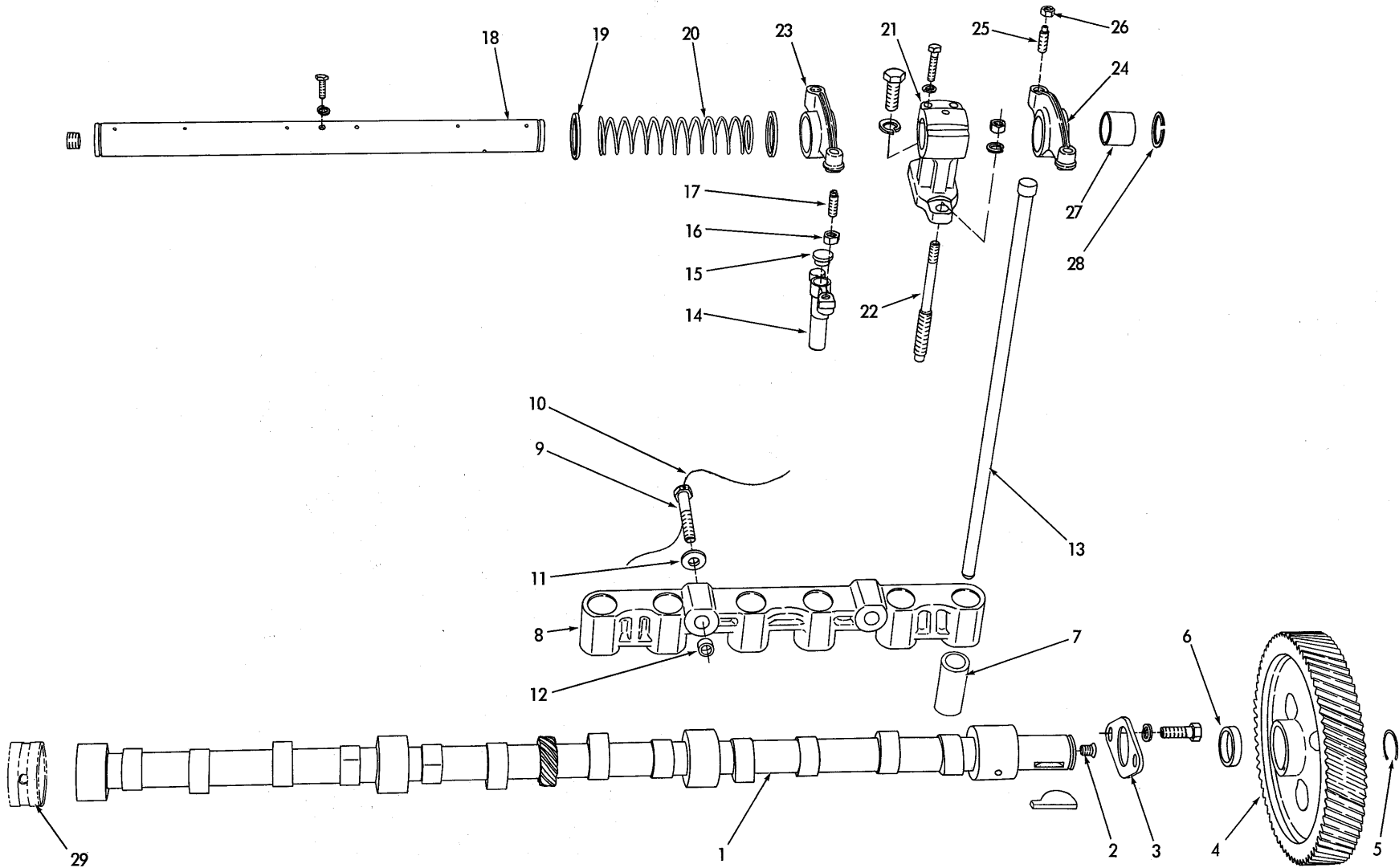
ITEM	PART NO.	QTY.	DESCRIPTION
24	4386901	2	COVER, rocker
	914847	1	CAPSCREW, 3/8"NC x 1-1/2" (rear cover only)
25	4254873	8	WASHER, sealing, rocker cover capscrew
26	4386421	7	CAPSCREW, rocker cover
27	4387567	1	BOLT, extension, rear lower cover
28	4386941	1	COUPLING, breather, cylinder head cover
29	4376893	1	EYE, engine lifting, rear
	915987	3	CAPSCREW, 1/2"NC x 1-1/2"
	904208	3	LOCKWASHER, 1/2"
30	4377496	1	EYE, engine lifting, front
	915987	3	CAPSCREW, 1/2"NC x 1-1/2"
	904208	3	LOCKWASHER, 1/2"



ENGINE BREATHER

T-37182

ITEM	PART NO.	QTY.	DESCRIPTION
1	4387675	1	TUBE, breather
2	4387560	1	TUBE, elbow connecting
3	4255351	2	ELBOW, rubber
	4255011	4	CLAMP, hose
4	4255361	2	CLAMP, tube supporting
5	914875	1	CAPSCREW, 1/2"NF x 1"
	904208	1	LOCKWASHER, 1/2"
	910195	1	NUT, 1/2"NF
6	921865	1	CAPSCREW, Nylok, 1/2"NC x 1"
	910244	1	WASHER, plain, SAE std., 1/2"
7	4387712	1	BRACKET, tube supporting



T-37184

VALVE OPERATING MECHANISM

VALVE OPERATING MECHANISM

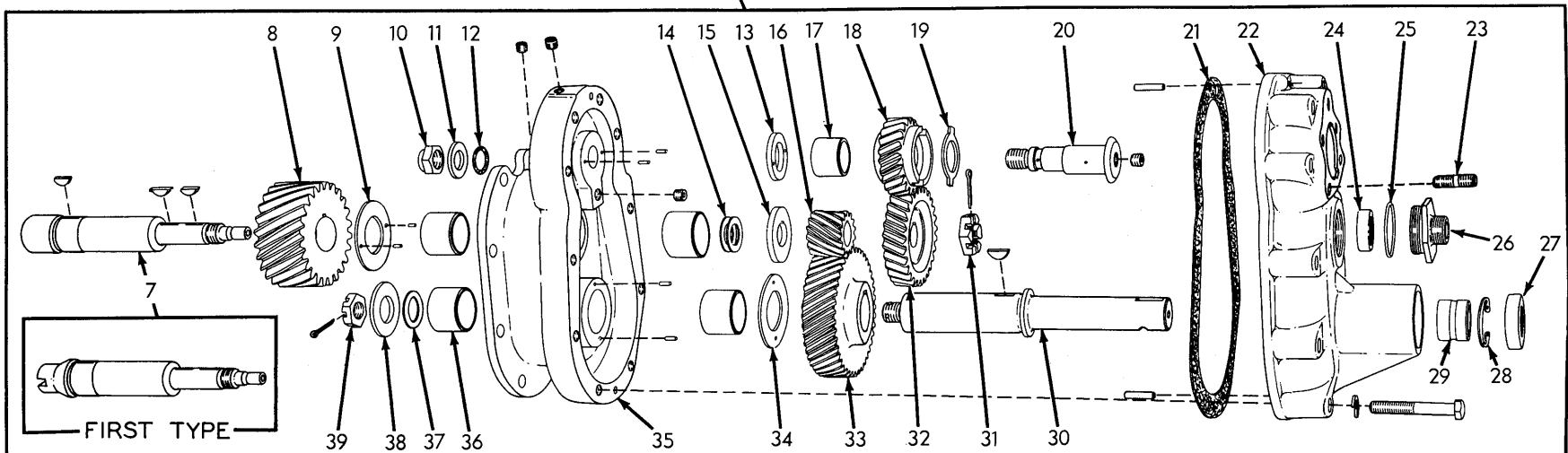
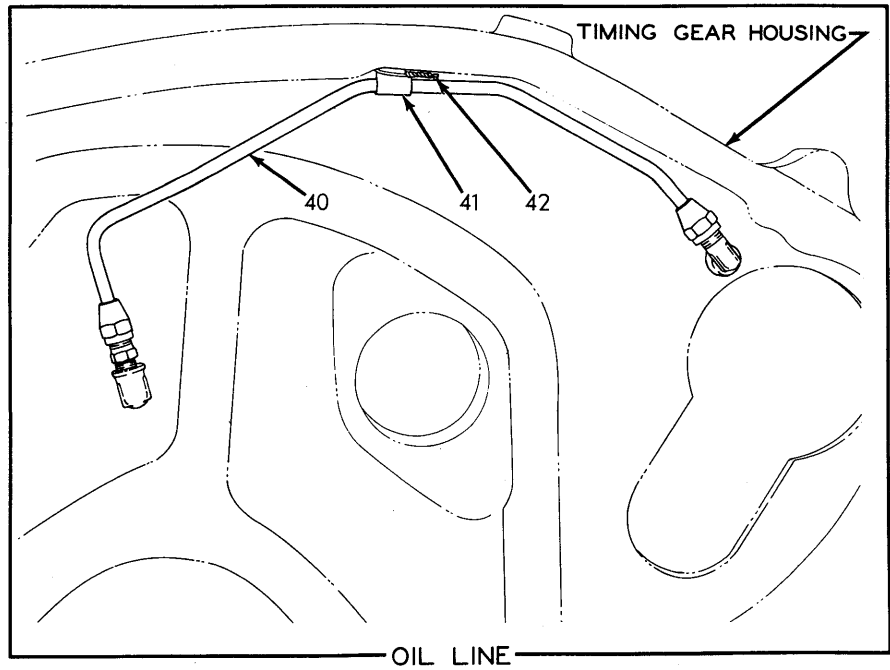
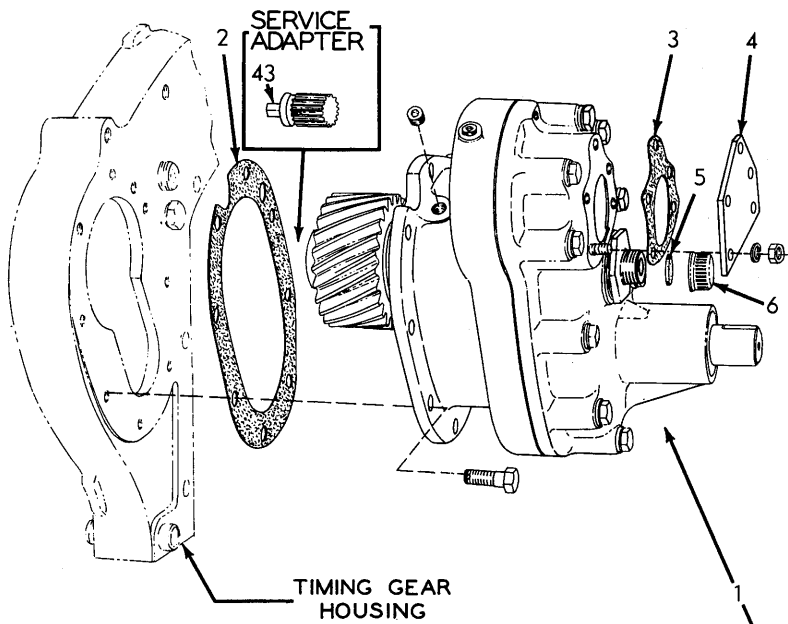
ITEM	PART NO.	QTY.	DESCRIPTION
1	4389931	1	CAMSHAFT (Used prior to engine #21-06396)
	4389952	1	CAMSHAFT (Effective with engine #21-06396)
	923738	1	KEY
2	4001318	1	PLUG, camshaft oil hole
3	4386776	1	PLATE, thrust
	916311	2	CAPSCREW, 1/2"NC x 1-1/4"
	904208	2	LOCKWASHER, 1/2"
4	4389053	1	GEAR, camshaft
5	4254295	1	RING, snap, gear retaining
6	4387469	1	SPACER, camshaft gear (Used prior to engine #21-06396)
7	4386821	12	LIFTER, valve
8	4386787	1	BRACKET, valve lifter, front
	4386788	1	BRACKET, valve lifter, rear
9	4376278	4	CAPSCREW, drilled-hd., 1/2"NC x 3"
10	4374018	2	WIRE, locking, 1/16" x 20"
11	4376277	4	WASHER, valve lifter bracket capscrew
12	4303038	4	DOWEL, valve lifter bracket
13	4386414	12	ROD, push
14	4389641	12	BRIDGE ASSEMBLY, valve (Includes items 15 thru 17)
15	4376538	12	INSERT, valve bridge
16	4348440	12	NUT, valve bridge adjustment screw
17	4366314	12	SCREW, valve bridge adjustment
18	4386390	2	SHAFT ASSEMBLY, rocker arm (Includes PLUGS indented below)
	918887	4	PLUG, pipe, hex-socket, 3/8"NPT
	903625	2	CAPSCREW, 1/4"NC x 3/4"
	904204	2	LOCKWASHER, 1/4"
19	4386406	8	RETAINER, rocker arm
20	4386405	4	SPRING, rocker shaft
21	4389317	6	BRACKET, rocker shaft
	916311	6	CAPSCREW, 1/2"NC x 1-1/4" (attaching)
	904208	6	LOCKWASHER, 1/2"
	915807	12	CAPSCREW, 5/16"NC x 1-1/4" (clamping)
	904205	12	LOCKWASHER, 5/16"
22	4377541	6	STUD, rocker shaft bracket (Also retains injection nozzle holder)
	910325	6	NUT, 1/2"NC
	904208	6	LOCKWASHER, 1/2"

(Continued)

VALVE OPERATING MECHANISM (Continued)

ITEM	PARTNO.	QTY.	DESCRIPTION
23	4386398	4	ARM ASSEMBLY, rocker, intake valve Nos. 1, 2, 4, 5
	4386401	2	ARM ASSEMBLY, rocker, exhaust valve Nos. 3, 6
24	4386392	4	ARM ASSEMBLY, rocker, exhaust valve Nos. 1, 2, 4, 5,
	4386395	2	ARM ASSEMBLY, rocker, intake valve Nos. 3, 6
NOTE: Each Arm Assembly listed above includes items 25 thru 27			
25	4336646	12	SCREW, valve lash adjustment
26	4348440	12	NUT, adjustment screw
27	4386407	12	BUSHING, rocker arm
28	4253190	4	RING, snap, rocker arm shaft
29	-----	--	BEARING, camshaft (See CYLINDER BLOCK)

MEMO



ACCESSORY DRIVE

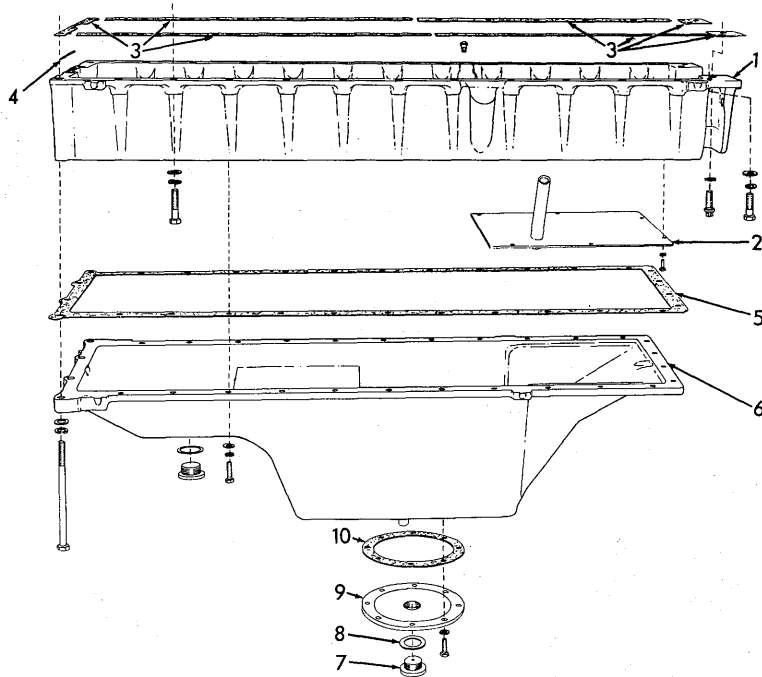
ITEM	PART NO.	QTY.	DESCRIPTION
1	-----	1	DRIVE ASSEMBLY (Used prior to engine #21-05621. Order DRIVE ASSEMBLY 4389595 and ADAPTER 4389393)
	4389595	1	DRIVE ASSEMBLY (Consists of items 7 thru 39)(Effective with engine #21-05621)
	921520	8	CAPSCREW, Nylok, 3/8"NC x 7/8"
2	4376603	1	□ GASKET, accessory drive to gear housing
3	4386826	1	GASKET, housing cover plate
4	4389593	1	PLATE, housing cover
	904206	5	LOCKWASHER, 3/8"
	910123	5	NUT, 3/8"NF
5	4367090	1	□ GASKET, tachometer hole nut
6	4371118	1	NUT, cover, tachometer hole
7	4371740	1	SHAFT, upper (Slotted end)(Used prior to engine #21-05621)
	4388889	1	SHAFT, upper (Splined end)(Effective with engine #21-05621)
	917409	2	KEY, #9 woodruff, 3/16" x 3/4"
	923280	1	KEY, hi-pro, 3/16" x 15/16"
8	4389055	1	GEAR, accessory drive
9	4368154	1	WASHER, thrust, upper shaft, front
	917014	2	PIN, dowel, 1/8" x 3/8"
10	4376671	1	NUT, auxiliary drive gear shaft
11	4251857	1	WASHER, auxiliary drive gear shaft
12	923574	1	O-RING, auxiliary drive gear shaft
13	4376598	4	WASHER, thrust, auxiliary drive gear
	917014	2	PIN, dowel, 1/8" x 3/8"
14	4362726	2	SHIM, upper shaft, end-play adjustment (Laminated)
15	4388154	1	WASHER, thrust, rear
16	4364404	1	GEAR, upper shaft (14 teeth)
17	4376596	1	BUSHING, auxiliary drive gear
18	4377122	1	GEAR ASSEMBLY, auxiliary drive (Includes item 17)
19	4376599	1	PLATE, thrust, auxiliary drive gear
20	4376591	1	SHAFT ASSEMBLY, auxiliary drive (Includes PLUG indented below)
	917673	1	PLUG, pipe, hex-socket, 1/8"NPT
21	4376604	1	GASKET, cover
22	4386711	1	COVER ASSEMBLY, housing (Includes item 29)
	912069	10	CAPSCREW, 3/8"NC x 2-1/2"
	904206	10	LOCKWASHER, 3/8"
	917023	2	PIN, dowel, 1/4" x 1"

□ Also see PACKAGED PARTS

(Continued)

ACCESSORY DRIVE (Continued)

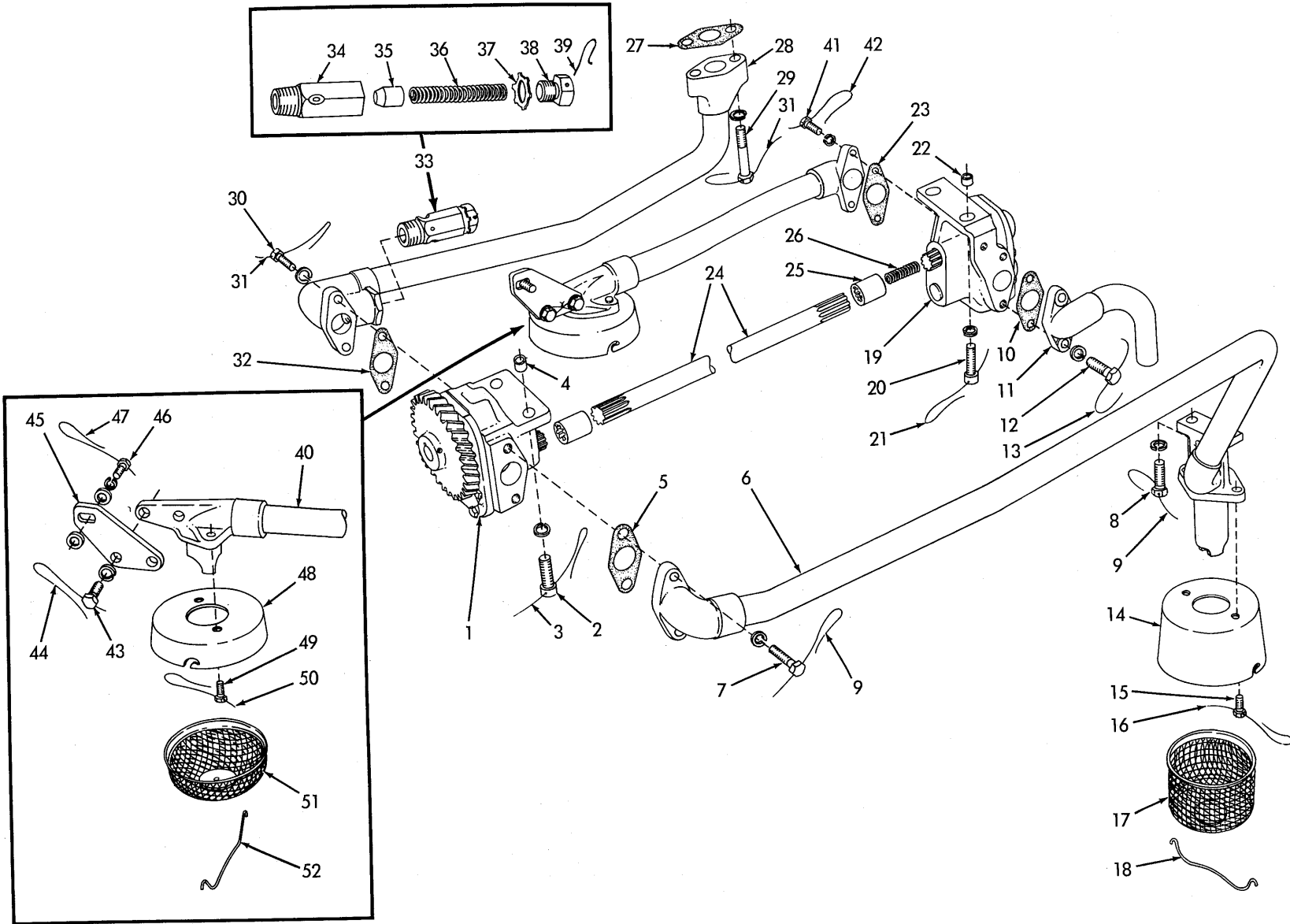
ITEM	PART NO.	QTY.	DESCRIPTION
23	4386713	5	STUD, housing cover
24	4368323	1	SEAL, oil, upper shaft
25	4251601	1	GASKET, tachometer drive adapter
26	4365627	1	ADAPTER, tachometer drive
27	4386879	1	SEAL, oil, lower shaft
28	4254742	1	RING, snap, bushing retaining
29	4377278	1	BUSHING, housing cover
30	4376702	1	SHAFT, lower
	917409	1	KEY, #9 woodruff, 3/16" x 3/4"
31	4369751	1	NUT, upper shaft
	900808	1	PIN, cotter, 1/8" x 1-1/2"
32	4376590	1	GEAR, driving, fuel transfer pump
33	4369712	1	GEAR, lower shaft (42 teeth)
34	4368154	1	WASHER, thrust, lower shaft, rear
	917014	2	PIN, dowel, 1/8" x 3/8"
35	4376602	1	HOUSING ASSEMBLY, (Includes item 36)
	917673	4	PLUG, pipe, hex-socket, 1/8"NPT
36	4369746	4	BUSHING, accessory drive housing
37	4362726	1	SHIM, lower shaft end-play adjustment (laminated)
38	4364166	1	WASHER, thrust, lower shaft, front
39	4371119	1	NUT, lower shaft
	900808	1	PIN, cotter, 1/8" x 1-1/2"
40	4376627	1	TUBE ASSEMBLY, lubricating oil (Includes nuts)
	910141	1	CONNECTOR, flare type, 1/4" tube, 1/8"NPT male
	913475	1	ELBOW, flare type, 1/4" tube, 1/8"NPT female
	917841	1	NIPPLE, pipe, 1/8"NPT x 7/8"
	907013	1	ELBOW, street, brass, 90°, 1/8"NPT
41	4361829	1	CLIP, tube supporting
	4335669	1	CAPSCREW, drilled-hd., 1/4"NC x 1/2"
42	904204	1	LOCKWASHER, 1/4"
	4348691	1	WIRE, locking, #18 x 6"
43	4389393	1	ADAPTER, pump drive (Used to adapt SHAFT 4388889 as service substitute for SHAFT 4371740)



OIL PAN

T-39379

ITEM	PART NO.	QTY.	DESCRIPTION
1	4385778	1	PAN, oil, upper section
	919840	1	PLUG, pipe, hex-hd., 1/4"NPT
	916314	23	CAPSCREW, 1/2"NC x 2"
	915987	1	CAPSCREW, 1/2"NC x 1-1/2"
	912476	24	WASHER, plain
	904208	24	LOCKWASHER, 1/2"
	922065	2	SCREW, 12-pt. head, 1/2"NC x 1-1/4"
2	4385798	1	PLATE, oil baffle
	905656	6	CAPSCREW, 1/4"NC x 5/8"
	904204	6	LOCKWASHER, 1/4"
3	4365129	1	GASKET SET, upper oil pan
4	4379070	1	□SEAL, oil
5	4385781	1	GASKET SET, lower oil pan
6	4389849	1	PAN, oil, lower section
	916272	26	CAPSCREW, 3/8"NC x 1-1/4"
	904206	26	LOCKWASHER, 3/8"
	911115	26	WASHER, plain, SAE std., 3/8"
	916326	4	CAPSCREW, 1/2"NC x 7-1/2"
	904208	4	LOCKWASHER, 1/2"
	912476	4	WASHER, plain
7	035250	2	PLUG, oil drain
8	035249	2	□GASKET, drain plug
9	4371255	1	PLATE, clean-out hole
	919224	8	CAPSCREW, 3/8"NC x 1-1/8"
	904206	8	LOCKWASHER, 3/8"
10	4371289	1	□GASKET, clean-out hole plate □Also see PACKAGED PARTS



OIL PUMPS

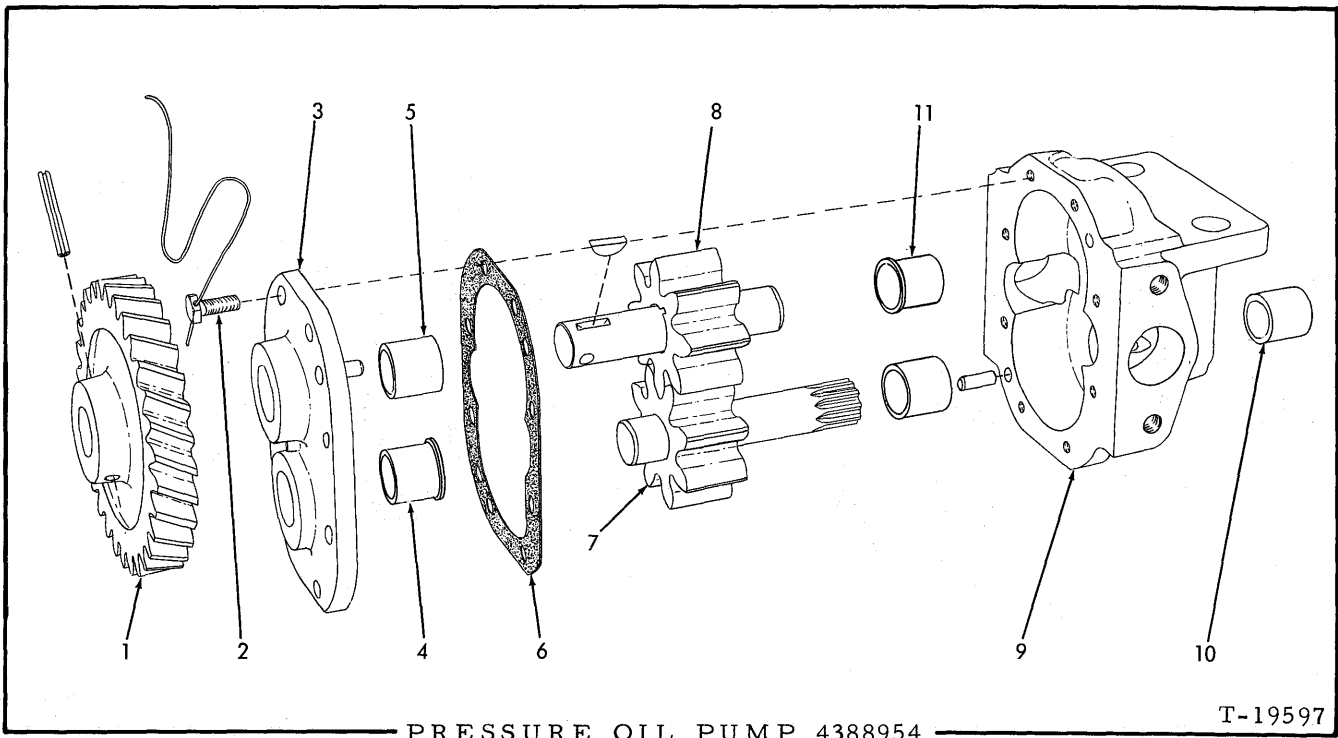
OIL PUMPS

ITEM	PART NO.	QTY.	DESCRIPTION
1	4388954	1	PUMP ASSEMBLY, pressure (See page 33 for parts)
2	4374547	2	CAPSCREW, drilled-hd., 7/16"NC x 1-1/2"
	904207	2	LOCKWASHER, 7/16"
3	4509035	1	WIRE, locking, #18 x 10"
4	4371253	2	DOWEL, hollow, pressure pump
5	4371345	1	GASKET, pressure pump suction line
6	4385955	1	TUBE, suction, pressure pump
7	4378558	2	CAPSCREW, drilled-hd., 3/8"NC x 1-1/8"
	904206	2	LOCKWASHER, 3/8"
8	4377201	2	CAPSCREW, drilled-hd., 7/16"NC x 1-1/4"
	904207	2	LOCKWASHER, 7/16"
9	4509035	2	WIRE, locking, #18 x 10"
10	4371345	1	□ GASKET, discharge line
11	4385975	1	TUBE, discharge, scavenging pump
12	4378558	2	CAPSCREW, drilled-hd., 3/8"NC x 1-1/8"
	904206	2	LOCKWASHER, 3/8"
13	4509035	1	WIRE, locking, #18 x 10"
14	4389732	1	COVER, pressure pump oil screen
15	4374129	2	CAPSCREW, drilled-hd., 5/16"NC x 3/4"
16	4509035	1	WIRE, locking, #18 x 10"
17	4374127	1	SCREEN, pressure oil pump
18	4376294	1	RETAINER, pressure oil pump screen
19	4385971	1	PUMP ASSEMBLY, scavenging (See page 34 for parts)
20	4374547	2	CAPSCREW, drilled socket-hd., 7/16"NC x 1-1/2"
	904207	2	LOCKWASHER, 7/16"
21	4509035	1	WIRE, locking, #18 x 10"
22	4371253	2	DOWEL, hollow, scavenging pump
23	4371345	1	GASKET, scavenging pump suction line
24	4385537	1	SHAFT, scavenging pump drive
25	4385536	2	COUPLING, splined, scavenging pump drive
26	4385715	1	SPRING, pump drive shaft
27	4660423	1	□ GASKET, discharge line to block
28	4386366	1	TUBE, pressure pump discharge
29	4364556	2	CAPSCREW
	904208	2	LOCKWASHER, 1/2"
30	4378558	2	CAPSCREW, drilled-hd., 3/8"NC x 1-1-/8"
	904206	2	LOCKWASHER, 3/8"
31	4509035	2	WIRE, locking, #18 x 10"
32	4371345	1	GASKET, discharge line to pump
33	4339204	1	VALVE ASSEMBLY, oil pressure relief (Consists of items 34 thru 39)
34	-----	1	BODY, oil pressure relief valve (Not serviced separately)
35	-----	1	PISTON, oil pressure relief valve (Not serviced separately)

□ Also see PACKAGED PARTS
(Continued)

OIL PUMPS (Continued)

ITEM	PART NO.	QTY.	DESCRIPTION
36	-----	1	SPRING, pressure relief valve (Used prior to engine #21-05345) (Order SPRING 4339193 and CAP 4339203)
	4339193	1	SPRING, pressure relief valve (Effective with engine #21-05345)
37	4374564	1	WASHER, locking, relief valve cap
38	4386525	1	CAP, pressure relief valve body (Used prior to engine #21-05345)
	4339203	1	CAP, pressure relief valve body (Effective with engine #21-05345)
39	4509035	1	WIRE, locking, pressure relief valve
40	4385961	1	TUBE, suction, scavenging pump
41	4378558	2	CAPSCREW, drilled-hd., 3/8"NC x 1-1/8"
42	4509035	1	WIRE, locking, #18 x 10"
43	4335610	2	CAPSCREW, drilled-hd., 3/8"NC x 1"
44	4348691	1	WIRE, locking, #18 x 6"
	904206	4	LOCKWASHER, 3/8"
45	4385976	1	BRACKET, supporting, scavenging pump suction tube
46	4335600	1	CAPSCREW, drilled-hd., 5/16"NC x 7/8"
	910335	2	WASHER, plain, SAE std., 5/16"
	904205	1	LOCKWASHER, 5/16"
47	4348691	1	WIRE, locking, #18 x 6"
48	4348684	1	COVER, scavenging pump screen
49	4374129	2	CAPSCREW, drilled-hd., 5/16"NC x 3/4"
50	4509035	1	WIRE, locking, #18 x 10"
51	4348683	1	SCREEN, scavenging oil pump
52	4348682	1	RETAINER, scavenging oil pump screen

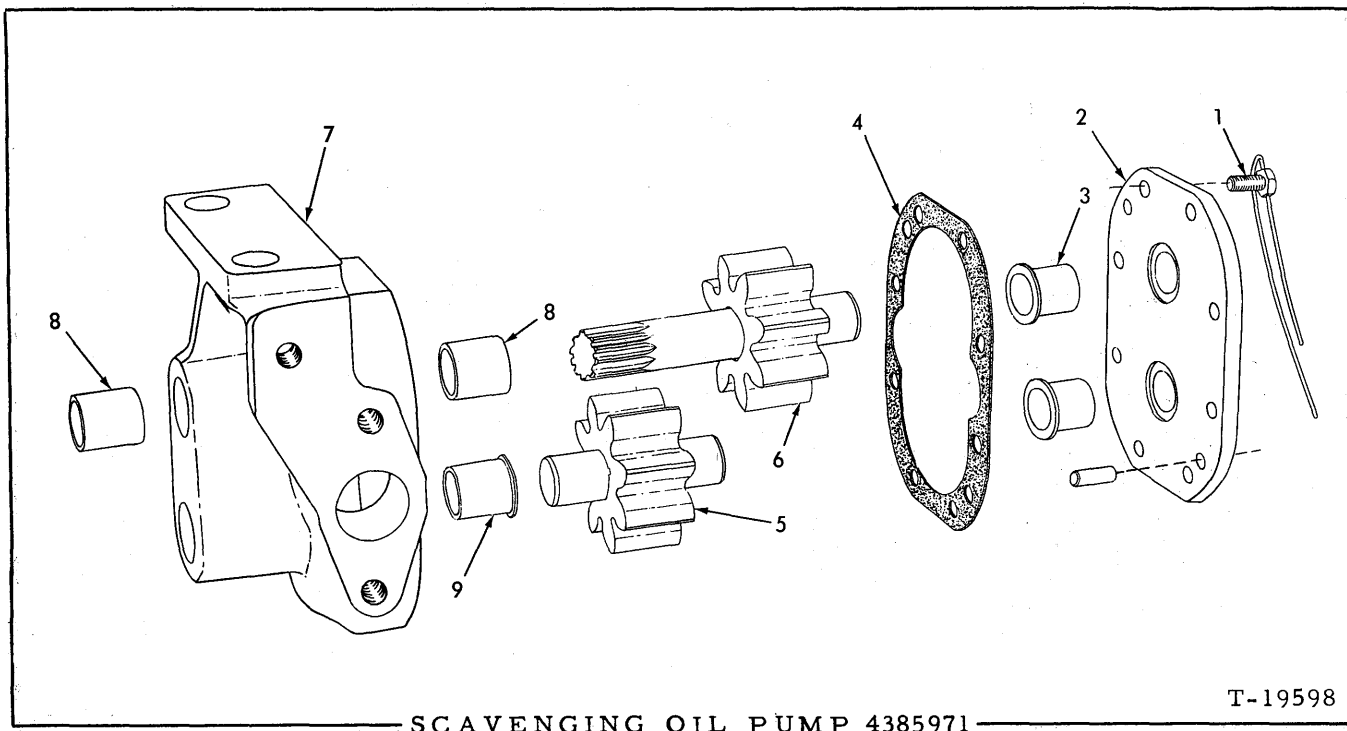


PRESSURE OIL PUMP 4388954

T-19597

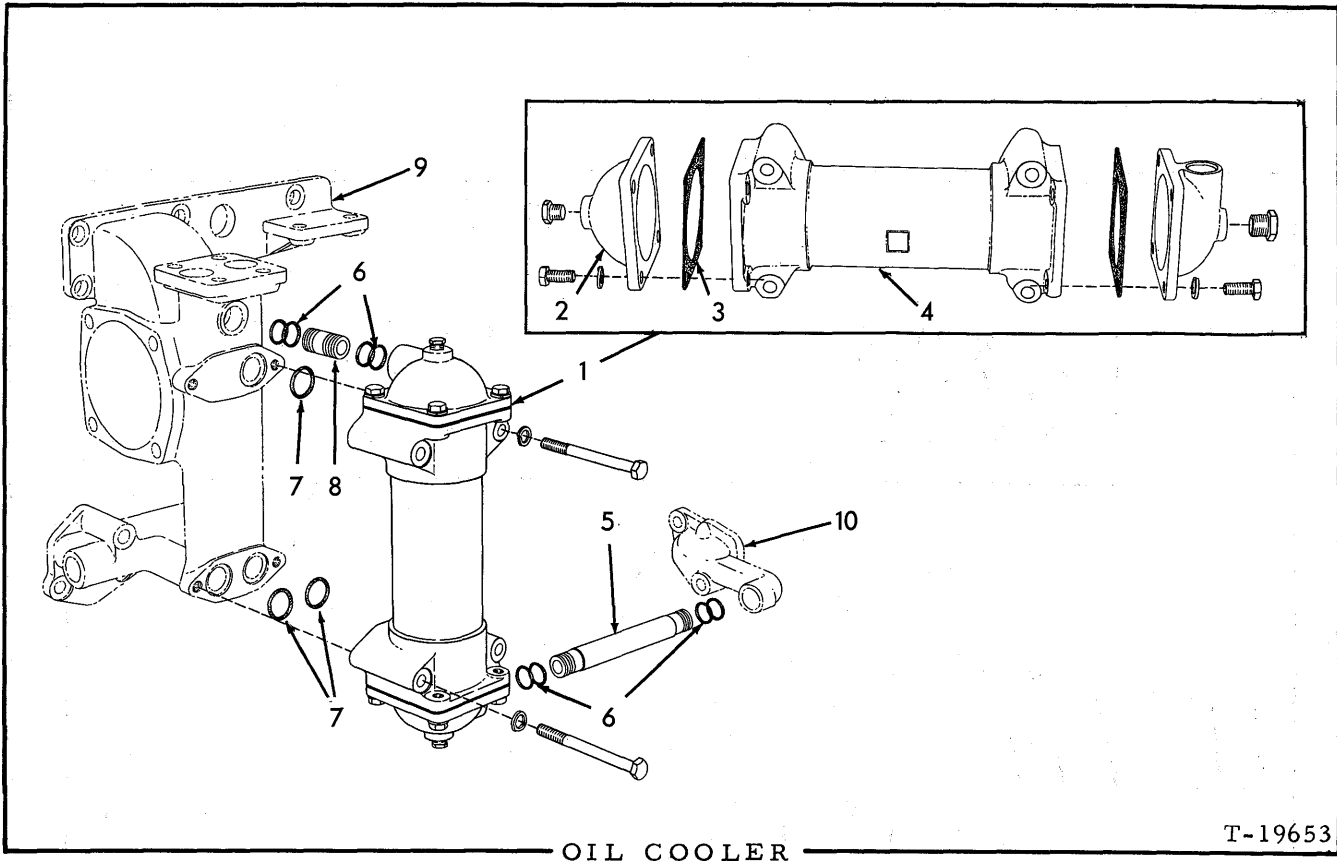
USAGE: See page 31

ITEM	PART NO.	QTY.	DESCRIPTION
1	4389054	1	GEAR, driving
	915989	1	PIN, roll, 3/16" x 1-3/8"
	910224	1	KEY, #6 woodruff, 5/32" x 5/8"
2	4377056	8	CAPSCREW, pump cover
	4353538	4	WIRE, locking, 1/16" x 8"
3	4377037	1	COVER ASSEMBLY (Includes items 4 and 5)
	917555	2	PIN, dowel, 1/4" x 5/8"
4	4377038	1	BUSHING, pump cover (flanged)
5	4371270	1	BUSHING, pump cover (plain)
6	4371300	1	GASKET, cover
7	4379415	1	SHAFT AND GEAR ASSEMBLY, lower
8	4379414	1	SHAFT AND GEAR ASSEMBLY, upper
9	4379411	1	BODY ASSEMBLY (Includes items 10 and 11)
10	4371270	2	BUSHING, pump body (plain)
11	4377039	1	BUSHING, pump body (flanged)



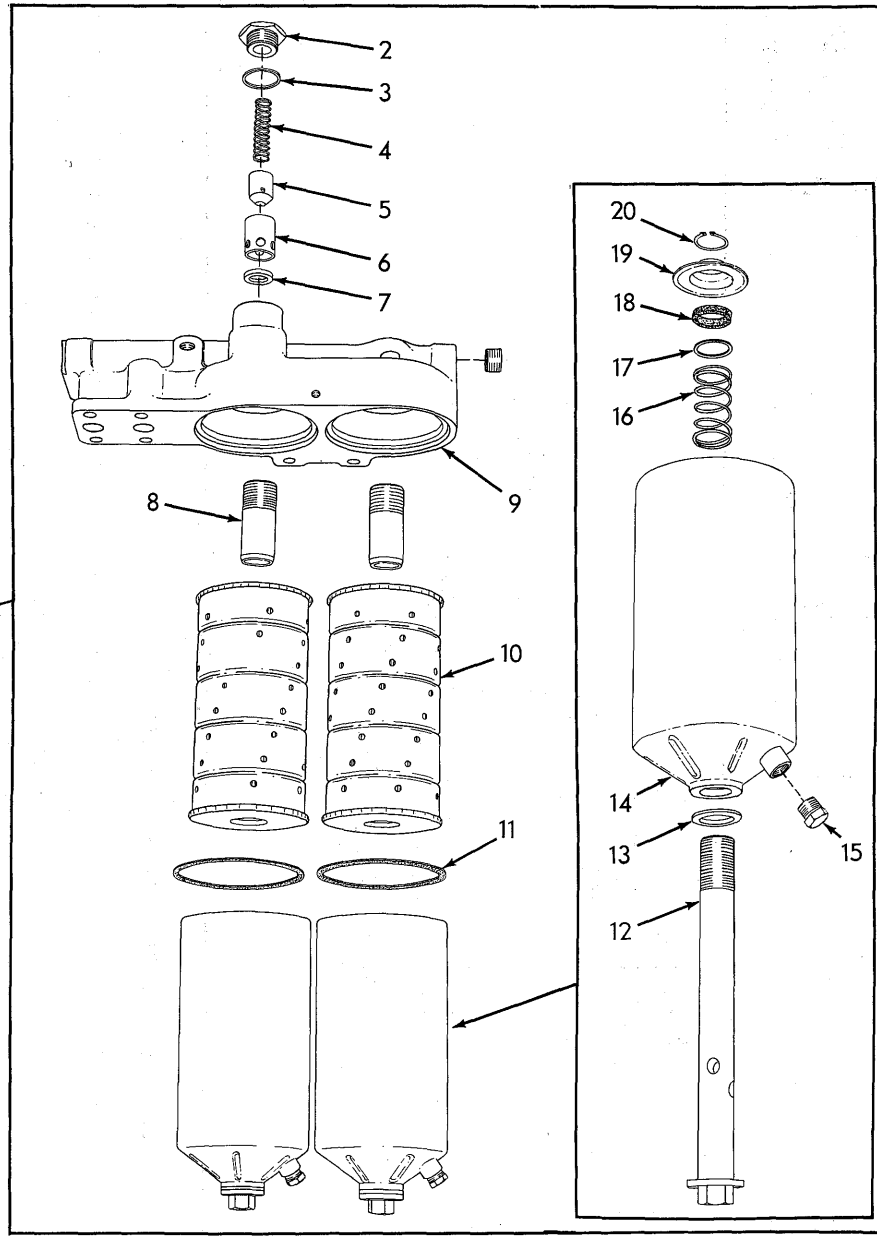
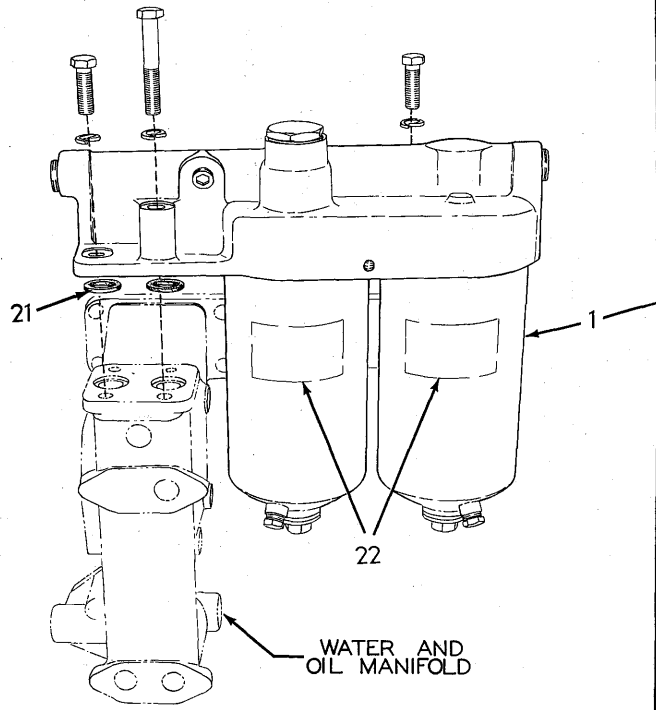
USAGE: See page 31

ITEM	PART NO.	QTY.	DESCRIPTION
1	4377056	8	CAPSCREW, pump cover
	4353538	4	WIRE, locking, 1/16" x 8"
2	4377050	1	COVER ASSEMBLY (Includes item 3)
	917555	2	PIN, dowel, 1/4" x 5/8"
3	4377039	2	BUSHING, pump cover
4	4371300	1	GASKET, pump cover
5	4377054	1	SHAFT AND GEAR ASSEMBLY, lower
6	4379610	1	SHAFT AND GEAR ASSEMBLY, upper
7	4385973	1	BODY ASSEMBLY (Includes items 8 and 9)
8	4371270	2	BUSHING, pump body (plain)
9	4377039	1	BUSHING, pump body (flanged)



ITEM	PART NO.	QTY.	DESCRIPTION
1	4386640	1	EXCHANGER ASSEMBLY, heat, lubricating oil (Consists of items 2 thru 4)
	919801	4	CAPSCREW, 3/8"NC x 4"
	904206	4	LOCKWASHER, 3/8"
2	4386642	2	BONNET, heat exchanger core
	919840	2	PLUG, pipe, hex-hd., 1/4"NPT
	903629	8	CAPSCREW, 3/8"NC x 3/4"
	904206	8	LOCKWASHER, 3/8"
3	4349984	2	GASKET, heat exchanger core
4	4376991	1	CORE, heat exchanger
5	4386864	1	TUBE, water, heat exchanger to by-pass tube
6	4251984	8	□ O-RING, heat exchanger water tubes
7	4255511	3	□ O-RING, heat exchanger to manifold (1-3/16"O. D.)(Used prior to engine #21-05752)
	4255512	2	□ O-RING, heat exchanger to manifold (1-7/16"O. D.)(Effective with engine #21-05752)
8	4376813	1	TUBE, water, heat exchanger to manifold (1-5/8" long)(Used prior to engine #21-05752)
	4389129	1	TUBE, water, heat exchanger to manifold (1-7/16" long)(Effective with engine #21-05752)
9	-----	-	MANIFOLD, water and oil (See WATER INLET MANIFOLD AND HEAT EXCHANGER)
10	-----	-	FLANGE, water pump (See WATER OUTLET MANIFOLD)

□ Also see PACKAGED PARTS



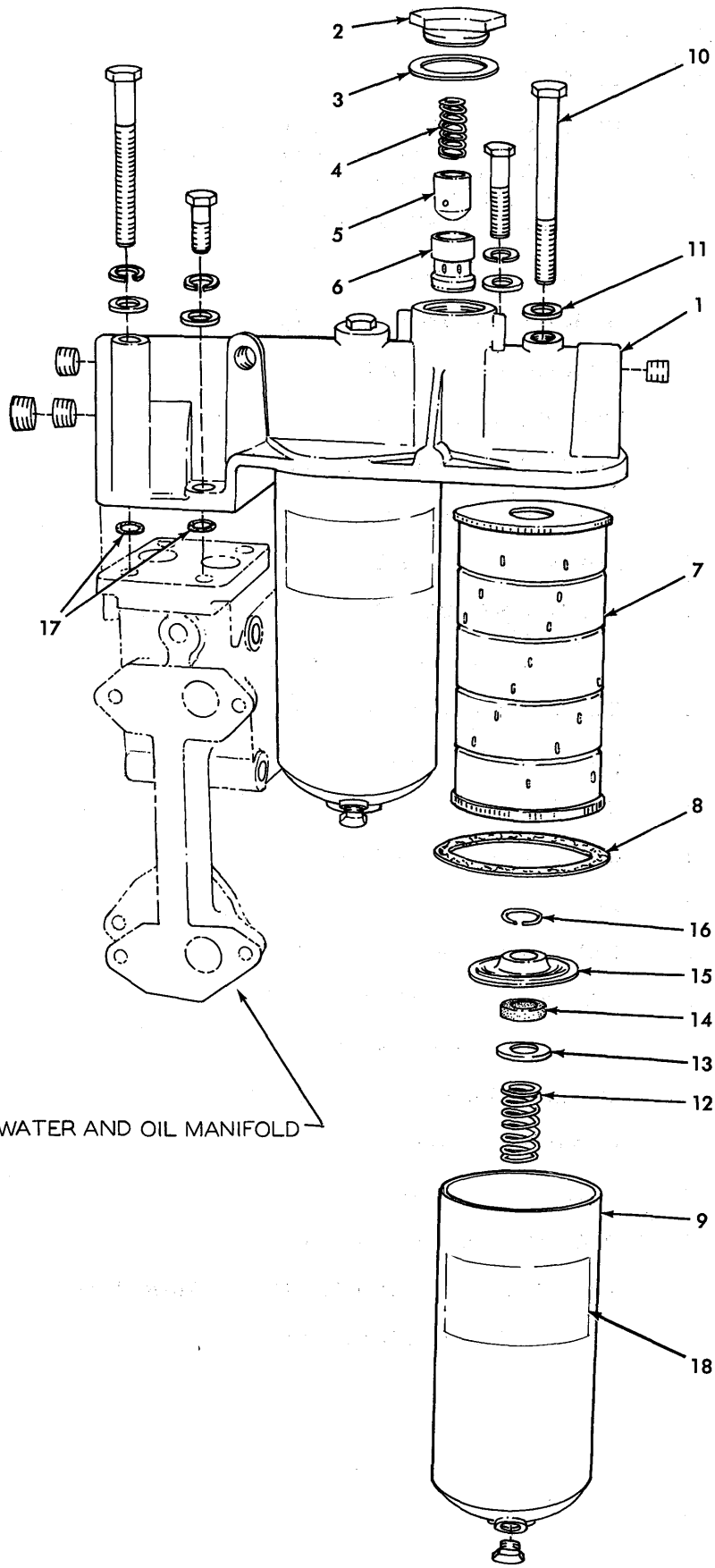
OIL FILTER (First type)

OIL FILTER (First type)

USAGE: Engines prior to serial No. 21-05809

ITEM	PART NO.	QTY.	DESCRIPTION
1	4385544	1	FILTER ASSEMBLY (Includes items 2 thru 20)
	918851	1	PLUG, pipe, hex-socket, 3/4"NPT
	915987	4	CAPSCREW, 1/2"NC x 1-1/2"
	915969	2	CAPSCREW, 1/2"NC x 3"
	904208	6	LOCKWASHER, 1/2"
2	4373610	1	CAP, by-pass valve
3	4253751	1	GASKET, by-pass valve cap
4	4335666	1	SPRING, by-pass valve
5	4373613	1	PISTON, by-pass valve
6	4373612	1	SLEEVE, by-pass valve piston
7	4373614	1	SEAT, by-pass valve
8	4378307	2	ADAPTER, center bolt
9	4385543	1	HEAD ASSEMBLY (Includes items 2 thru 8; also PLUG indented below)
	918851	1	PLUG, pipe, hex-socket, 3/4"NPT
10	4371021	2	ELEMENT KIT (Includes item 11)
11	4372325	2	GASKET, filter body
12	4374735	2	BOLT, center
13	4041103	2	GASKET, center bolt
14	4335352	2	BODY
15	918951	2	PLUG, pipe, hex-hd., 3/8"NPT
16	4371036	2	SPRING, element
17	4348268	2	WASHER, element seal
18	4348270	2	SEAL, element
19	4348269	2	ADAPTER, element
20	4253195	2	RING, snap, center bolt
21	4252761	2	<input type="checkbox"/> O-RING, filter to manifold
22	-----	-	TRANSFERS (See PAINTING AND MARKING)

Also see PACKAGED PARTS



WATER AND OIL MANIFOLD

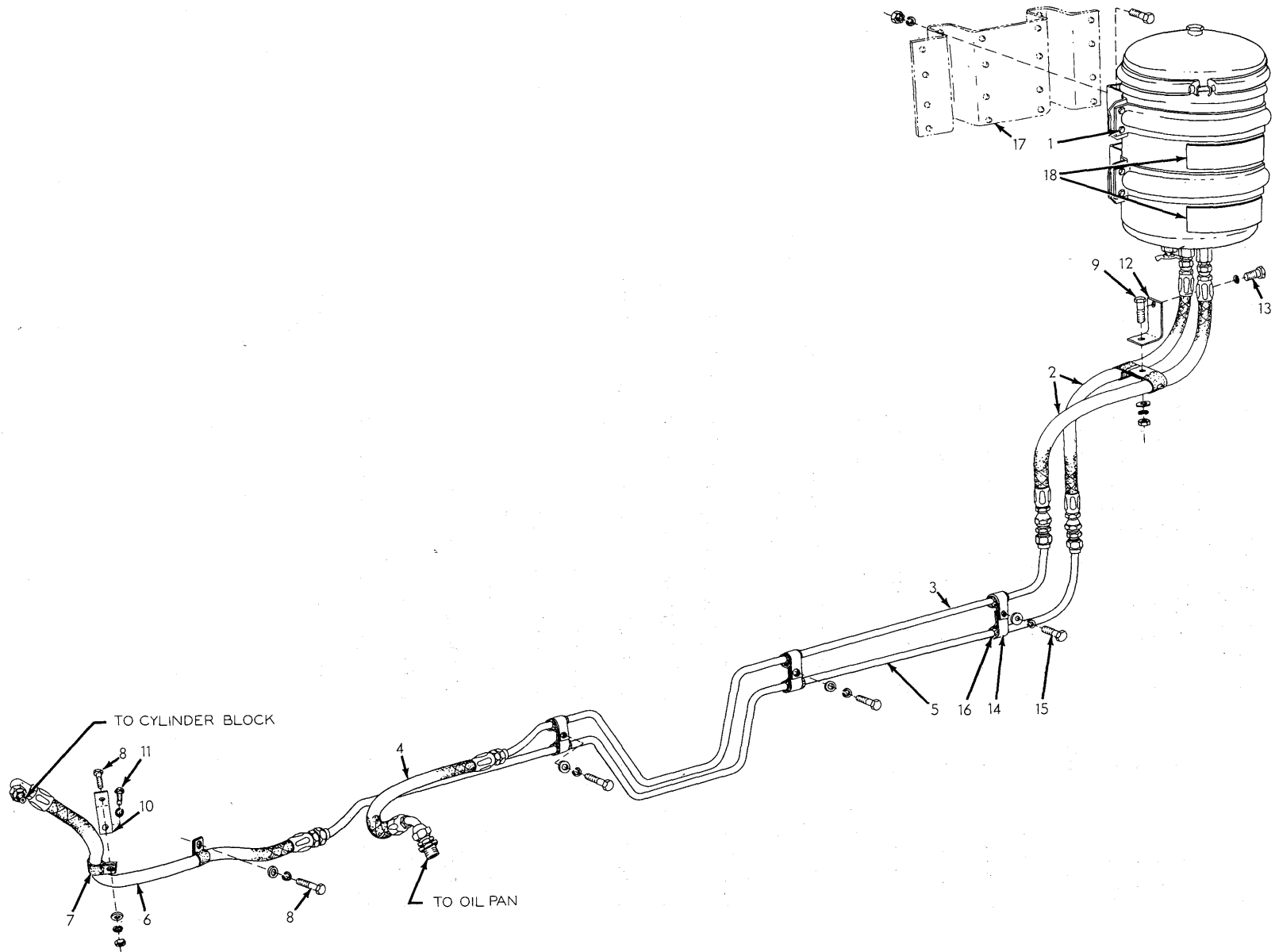
OIL FILTER (Second type)

T-70444

OIL FILTERS

USAGE: Engines serial No. 21-05809 and up

ITEM	PART NO.	QTY.	DESCRIPTION
1	4388940	1	HEAD ASSEMBLY (Includes items 2 thru 6; also PLUGS indented below)
	918888	3	PLUG, pipe, hex-socket, 1"
	918697	1	PLUG, pipe, hex-socket, 1-1/4"
	915987	2	CAPSCREW, 1/2"NC x 1-1/2"
	916317	2	CAPSCREW, 1/2"NC x 2-3/4"
	916323	2	CAPSCREW, 1/2"NC x 5-1/2"
	912333	6	WASHER, plain
	904208	6	LOCKWASHER, 1/2"
2	4388810	1	CAP, by-pass valve
3	4388848	1	GASKET, by-pass valve cap
4	4335666	1	SPRING, by-pass valve
5	4373613	1	PISTON, by-pass valve
6	4388809	1	SLEEVE, by-pass valve piston
7	4371021	2	ELEMENT KIT (Includes item 8)
8	4372325	2	GASKET, filter body
9	4339021	2	BODY
	918951	2	PLUG, pipe, hex-hd., 3/8"NPT
10	4388836	2	CAPSCREW, body retaining
11	4376749	2	WASHER, sealing, body retaining capscREW
12	4379268	2	SPRING, element
13	4053410	2	WASHER, element seal
14	4053409	2	SEAL, element
15	4055971	2	ADAPTOR, element
16	4379269	2	RING, snap
17	4253106	2	O-RING, filter to manifold
18	-----	-	TRANSFERS (See PAINTING AND MARKING)



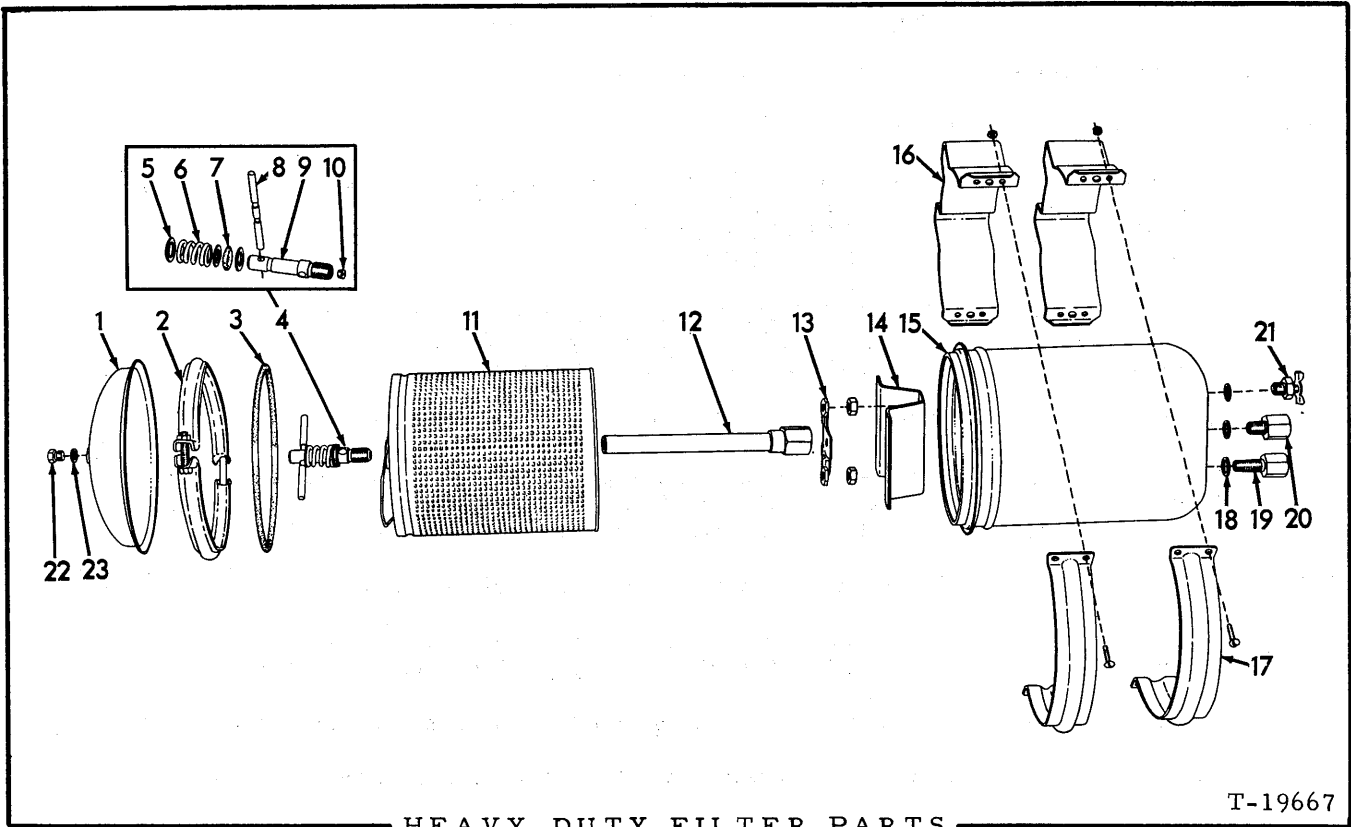
HEAVY-DUTY OIL FILTER

T-40513

HEAVY - DUTY OIL FILTER

USAGE: Special equipment. Supplements standard oil filter

ITEM	PART NO.	QTY.	DESCRIPTION
1	082442	1	FILTER ASSEMBLY, lubricating oil (See page 42 for parts)
	911168	8	CAPSCREW, 5/16"NF x 7/8"
	904205	8	LOCKWASHER, 5/16"
	913636	8	NUT, 5/16"NF
2	620994	2	HOSE ASSEMBLY, oil filter (See page 6 for parts)
	919127	2	CONNECTOR, flare type, 3/8" tube, 1/2"NPT male
	919065	2	UNION, flare type, 3/8" tube
3	632981	1	TUBE ASSEMBLY, oil supply (Includes nuts)
4	631875	1	HOSE ASSEMBLY, oil supply (See page 6 for parts)
	919062	1	CONNECTOR, flare type, 3/8" tube, 1/4"NPT male
	901839	1	BUSHING, pipe reducing, 1/2"NPT to 1/4"NPT
5	632980	1	TUBE ASSEMBLY, oil return (Includes nuts)
6	094533	1	HOSE ASSEMBLY, oil return (See page 6 for parts)
	919062	1	CONNECTOR, flare type, 3/8" tube, 1/4"NPT male
7	094422	4	CLIP, hose supporting (5/8" diam.)(Used prior to tractor #13738)
	621304	4	CLIP, hose supporting (3/4" diam.)(Effective with tractor #13738)
8	036032	2	CAPSCREW, 3/8"NF x 3/4"
9	036034	1	CAPSCREW, 3/8"NF x 1"
	911115	3	WASHER, plain, SAE std., 3/8"
	904206	3	LOCKWASHER, 3/8"
	911041	2	NUT, 3/8"NF
10	096935	1	ANGLE, hose supporting
11	035221	1	CAPSCREW, 1/2"NC x 1"
	904208	1	LOCKWASHER, 1/2"
12	631874	1	BRACKET, hose supporting
13	070467	1	CAPSCREW, 1/2"NF x 1"
	904208	1	LOCKWASHER, 1/2"
14	055234	6	CLIP, tube supporting
15	036032	3	CAPSCREW, 3/8"NF x 3/4"
	904206	3	LOCKWASHER, 3/8"
	911115	3	WASHER, plain, SAE std., 3/8"
16	093751	6	BOOT, tube protecting
17	-----	1	BRACKET, mounting (See HEAVY-DUTY FUEL FILTER)
18	-----	-	TRANSFER (See PAINTING AND MARKING)



HEAVY-DUTY FILTER PARTS

T-19667

USAGE: See pages 41 and 44

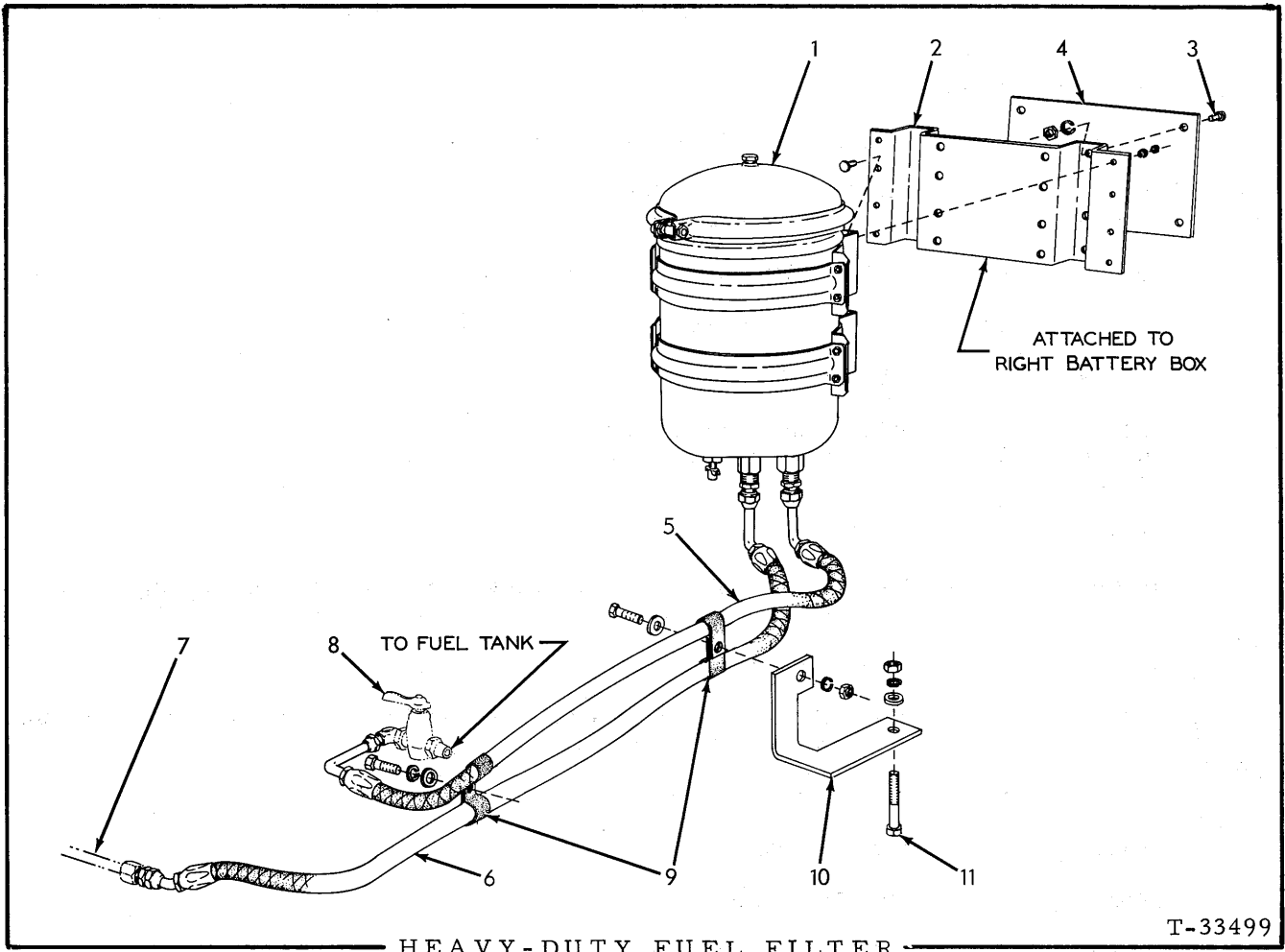
* 082441 FILTER ASSEMBLY, fuel
 ** 082442 FILTER ASSEMBLY, oil

ITEM	PART NO.	QTY.		DESCRIPTION
		*	**	
1	082505	1	1	COVER
2	630540	1	1	RING ASSEMBLY, cover retaining (Includes nut and bolt)
3	082449	1	1	GASKET, cover
4	082492	1	-	HOLD-DOWN ASSEMBLY, filter element (Includes items 5 thru 9)
	082493	-	1	HOLD-DOWN ASSEMBLY, filter element (Includes items 5 thru 10)
5	082489	3	3	WASHER, element hold-down
6	082490	1	1	SPRING, element hold-down
7	082487	1	1	SEAL, element hold-down
8	082488	1	1	HANDLE, element hold-down
9	-----	1	1	STUD, element hold-down (Not serviced separately)
10	082491	-	1	PLUG, orifice, element hold-down
11	091540	1	1	ELEMENT, filtering (Original equipment)
	637957	1	1	ELEMENT, filtering (Optional)

(Continued)

HEAVY-DUTY FILTER PARTS (Continued)

ITEM	PART NO.	QTY.		DESCRIPTION
		*	**	
12	076668	1	1	TUBE ASSEMBLY, outlet (Includes nut)
13	096816	1	1	SUPPORT, filter element
	911049	2	2	NUT, jam, 5/8"NF
14	096815	1	1	RETAINER, element support nut
15	-----	1	1	HOUSING (Not serviced separately)
16	082444	2	2	BRACKET, mounting
17	082443	2	2	BAND, mounting bracket
	900576	8	8	SCREW, machine, 1/4"NC x 3/4"
	911024	8	8	NUT, 1/4"NC
18	063891	3	3	GASKET
19	063890	-	1	VALVE ASSEMBLY, inlet check (Includes 1 spring, 1 ring, 1 cup. Serviced only as a unit)
	063889	1	-	BOLT, hollow
20	080758	-	1	VALVE ASSEMBLY, outlet check (Includes 1 spring, 1 ring, 1 cup. Serviced only as a unit)
	063889	1	-	BOLT, hollow
21	094167	1	1	COCK, drain
22	084897	1	1	PLUG, venting
23	084899	1	1	WASHER, venting plug



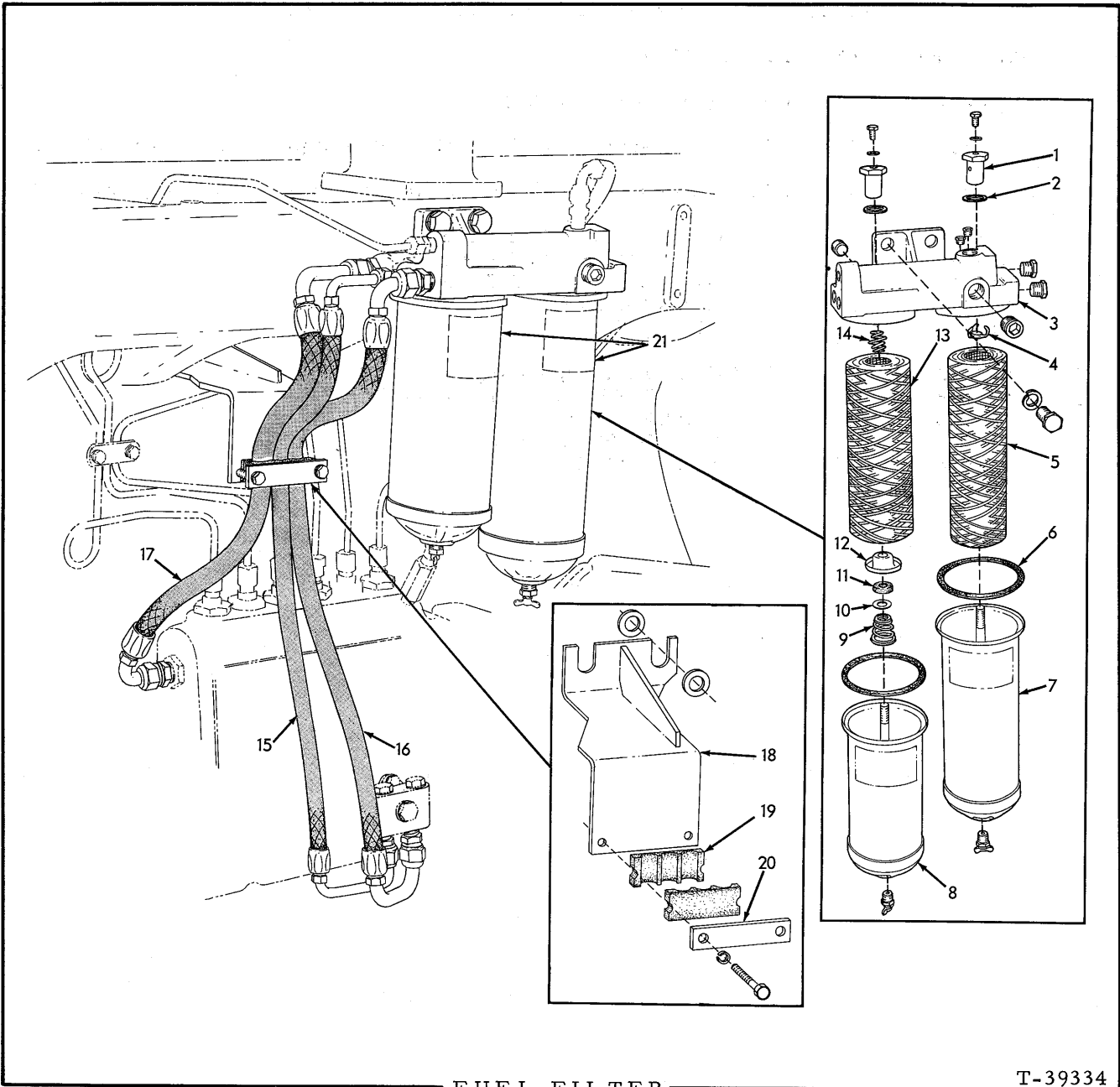
USAGE: Special equipment. Requires removal of first stage fuel filter element

ITEM	PART NO.	QTY.	DESCRIPTION
1	082441	1	FILTER ASSEMBLY, fuel (See page 42 for parts)
	911168	8	CAPSCREW, 5/16"NF x 7/8"
	904205	8	LOCKWASHER, 5/16"
	913636	8	NUT, 5/16"NF
2	080459	1	BRACKET, mounting (Also mounts Heavy-duty Oil Filter)
3	070469	4	CAPSCREW, 1/2"NF x 1-1/4"
	904208	4	LOCKWASHER, 1/2"
	911043	4	NUT, 1/2"NF
4	099310	1	PLATE, backing, battery box (Used prior to tractor #13044)
5	632123	1	HOSE ASSEMBLY, filter inlet (See page 6 for parts)
	919206	1	ELBOW, flare type, 1/2" tube, 3/8"NPT
	919128	1	CONNECTOR, flare type, 1/2" tube, 1/2"NPT male
6	632124	1	HOSE ASSEMBLY, filter outlet (See page 6 for parts)
	919128	1	CONNECTOR, flare type, 1/2" tube, 1/2"NPT male
	919066	1	UNION, flare type, 1/2" tube
7	-----	1	TUBE, fuel supply (See FUEL LINES)

(Continued)

HEAVY-DUTY FUEL FILTER (Continued)

ITEM	PART NO.	QTY.	DESCRIPTION
8	-----	-	COCK (See FUEL LINES)
9	{ 094467	4	CLIP, hose supporting (3/4" diam.)(Used prior to tractor #13738)
	{ 644713	4	CLIP, hose supporting (7/8" diam.)(Effective with tractor #13738)
	036032	4	CAPSCREW, 3/8"NF x 3/4"
	036034	1	CAPSCREW, 3/8"NF x 1"
	911115	2	WASHER, plain, SAE std., 3/8"
	904206	2	LOCKWASHER, 3/8"
	911041	1	NUT, 3/8"NF
10	632122	1	BRACKET, hose supporting
11	035248	1	CAPSCREW, 5/8"NF x 2-1/4"
	064810	1	WASHER, plain
	904209	1	LOCKWASHER, 5/8"
	911044	1	NUT, 5/8"NF



FUEL FILTER

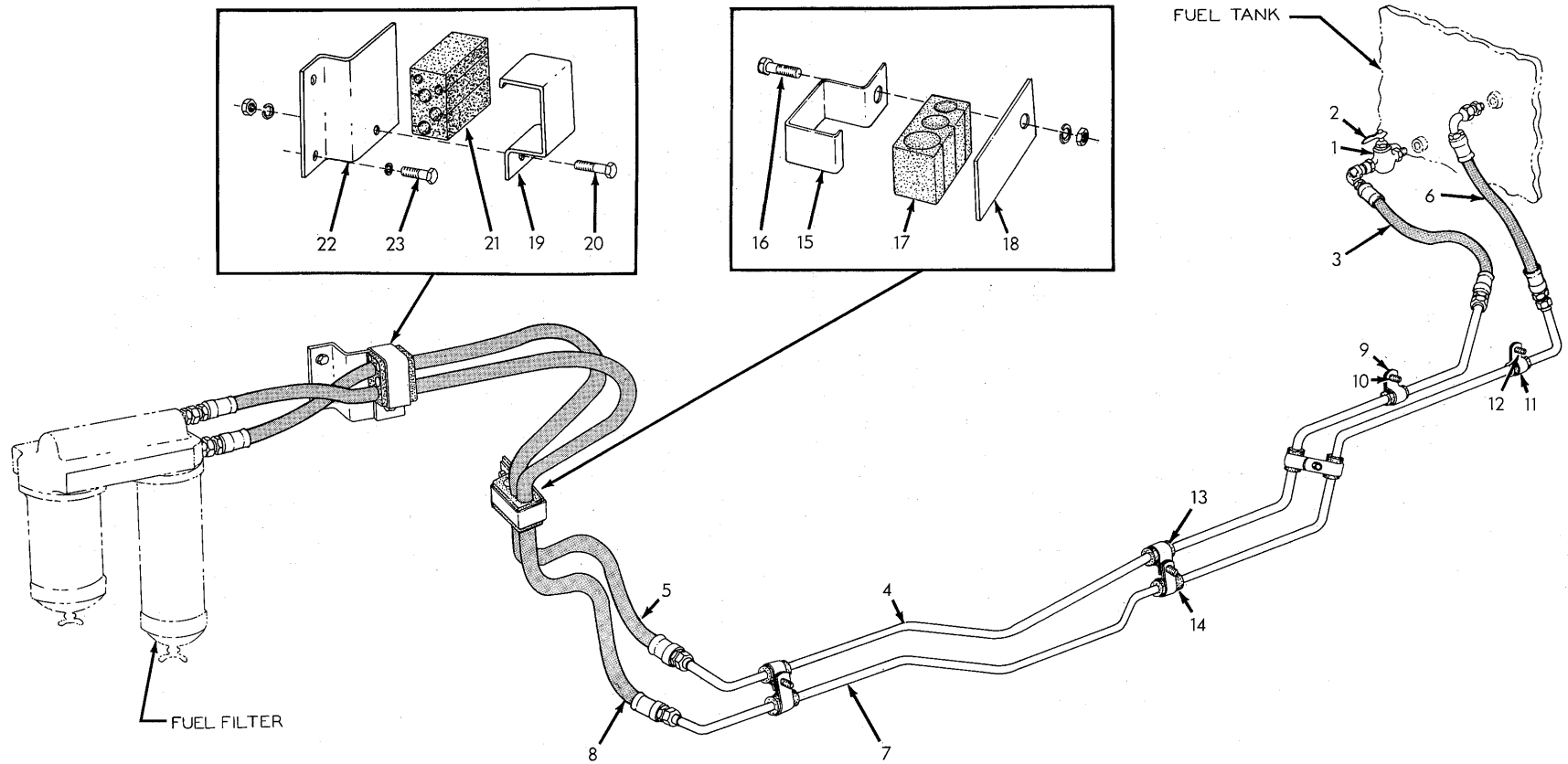
T-39334

ITEM	PART NO.	QTY.	DESCRIPTION
1	4051483	2	NUT, shell retaining (1-3/16" long)(Used prior to engine #21-06081)
	4389113	2	NUT, shell retaining (1-9/16" long)(Effective with engine #21-06081)
	919288	2	CAPSCREW, 1/4"NC x 3/8" } Air bleed
	914686	2	
2	4051484	2	GASKET, shell retaining nut

(Continued)

FUEL FILTER (Continued)

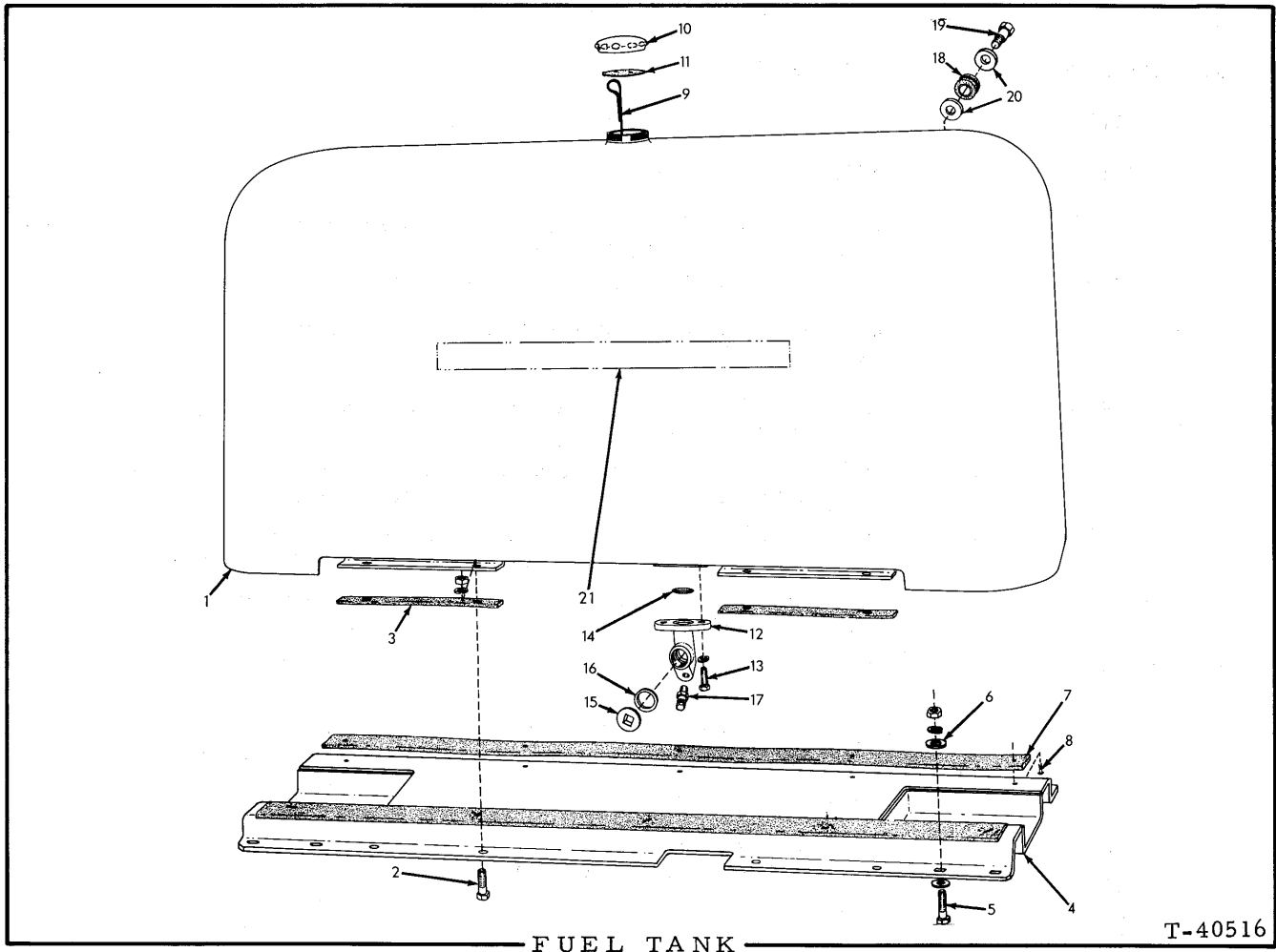
ITEM	PART NO.	QTY.	DESCRIPTION
3	4389051	1	HEAD ASSEMBLY (Includes PLUGS indented below)(If for engines prior to #21-06081 also order 2 NUT 4389113 and 1 BUSHING 901826)
	919840	1	PLUG, pipe, hex-hd., 1/4"NPT (Used prior to engine #21-06081)
	919134	2	PLUG, pipe, hex-hd., 1/8"NPT
	920333	2	PLUG, pipe, hex-hd., 3/8"NPT (1 less used prior to engine #21-06081)
	918887	2	PLUG, pipe, hex-socket, 3/8"NPT
	916311	2	CAPSCREW, 1/2"NC x 1-1/4"
	904208	2	LOCKWASHER, 1/2"
4	4051485	1	GUIDE, centering, first stage filter element
5	4055565	1	ELEMENT KIT, first stage filter (Includes item 6)(Not used when Heavy-Duty Filter is installed)
6	4040013	2	GASKET, filter shell
7	4052175	1	SHELL, first stage filter
	915433	1	COCK, drain, 1/4"NPT
8	4052171	1	SHELL, second stage filter
	915433	1	COCK, drain, 1/4"NPT
9	4052174	1	SPRING, second stage filter
10	-----	1	WASHER, element plate gasket (Not serviced separately)
11	-----	1	GASKET, element plate (Not serviced separately)
12	4052173	1	PLATE, element seating, second stage filter
13	4055920	1	ELEMENT KIT, second stage filter (Includes items 6, 10, and 11)
14	4055913	1	GUIDE, element centering, second stage filter
15	4386771	1	HOSE ASSEMBLY, transfer pump to second stage filter (See page 6 for parts)
	919062	1	CONNECTOR, flare type, 3/8" tube, 1/4"NPT male (1 additional used on filter end on engines prior to #21-06081)
	919172	1	CONNECTOR, flare type, 3/8" tube, 3/8"NPT male (At filter end. Effective with engine #21-06081)
16	4386772	1	HOSE ASSEMBLY, first stage filter to transfer pump (See page 6 for parts)
	919205	1	CONNECTOR, flare type, 1/2" tube, 1/4"NPT male
	919063	1	CONNECTOR, flare type, 1/2" tube, 3/8"NPT male
17	4386774	1	HOSE ASSEMBLY, second stage filter to injection pump (See page 6 for parts)
	919063	2	CONNECTOR, flare type, 1/2" tube, 3/8"NPT male
18	4387129	1	BRACKET, hose supporting
	919244	4	WASHER, plain, SAE std., 1/2"
19	4377253	2	INSERT, hose clamping (rubber)
20	4387196	1	CLAMP, hose supporting
	916286	2	CAPSCREW, 1/4"NC x 1-1/2"
	904204	2	LOCKWASHER, 1/4"
21	-----	-	TRANSFER (See PAINTING AND MARKING)



FUEL LINES

FUEL LINES

ITEM	PART NO.	QTY.	DESCRIPTION
1	092727	1	COCK, fuel shut-off (Includes item 2)
2	082189	1	HANDLE, fuel shut-off cock
3	095526	1	HOSE ASSEMBLY, fuel supply, rear (See page 6 for parts)(Not used with heavy-duty fuel filter)
	919206	1	ELBOW, flare type, 1/2" tube, 3/8"NPT male
4	630253	1	TUBE ASSEMBLY, fuel supply (Includes nuts)(Used prior to tractor #13632)
	644468	1	TUBE ASSEMBLY, fuel supply (Includes nuts)(Effective with tractor #13632)
5	631543	1	HOSE ASSEMBLY, fuel supply, front (See page 6 for parts)
	919063	1	CONNECTOR, flare type, 1/2" tube, 3/8"NPT male
6	099591	1	HOSE ASSEMBLY, fuel return, rear (See page 6 for parts)
	919062	1	CONNECTOR, flare type, 3/8" tube, 1/4"NPT male
7	630252	1	TUBE ASSEMBLY, fuel return (Includes nuts)(Used prior to tractor #13632)
	644467	1	TUBE ASSEMBLY, fuel return (Includes nuts)(Effective with tractor #13632)
8	630623	1	HOSE ASSEMBLY, fuel return, front (See page 6 for parts)
	919062	1	CONNECTOR, flare type, 3/8" tube, 1/4"NPT male
9	097534	4	CLIP, fuel supply tube
10	036032	4	CAPSCREW, 3/8"NF x 3/4"
	904206	4	LOCKWASHER, 3/8"
	911115	4	WASHER, plain, SAE std., 3/8"
11	055234	4	CLIP, fuel return tube
12	036032	1	CAPSCREW, 3/8"NF x 3/4"
	904206	1	LOCKWASHER, 3/8"
	911115	1	WASHER, plain, SAE std., 3/8"
13	093752	4	BOOT, tube protecting (1/2" tube)
14	093751	4	BOOT, tube protecting (3/8" tube)
15	094964	1	CLAMP, hose attaching (Used prior to tractor #13738)
	644529	1	CLAMP, hose attaching (Effective with tractor #13738. For crimp-type hose)
16	036034	1	CAPSCREW, 3/8"NF x 1"
	904206	1	LOCKWASHER, 3/8"
	911041	1	NUT, 3/8"NF
17	096354	1	BLOCK, hose clamp (rubber)(Used prior to tractor #13738)
	644531	1	BLOCK, hose clamp (rubber)(Effective with tractor #13738. For crimp-type hose)
18	641562	1	STRAP, hose clamping (Effective with tractor #13738)
19	095980	1	CLAMP, hose attaching
20	036034	1	CAPSCREW, 3/8"NF x 1"
	904206	1	LOCKWASHER, 3/8"
	911041	1	NUT, 3/8"NF
21	096328	1	BLOCK, hose clamp (rubber)(Used prior to tractor #13738)
	644530	1	BLOCK, hose clamp (rubber)(Effective with tractor #13738. For crimp-type hose)
22	096310	1	BRACKET, hose supporting
23	035244	2	CAPSCREW, 3/8"NC x 3/4"
	904206	2	LOCKWASHER, 3/8"

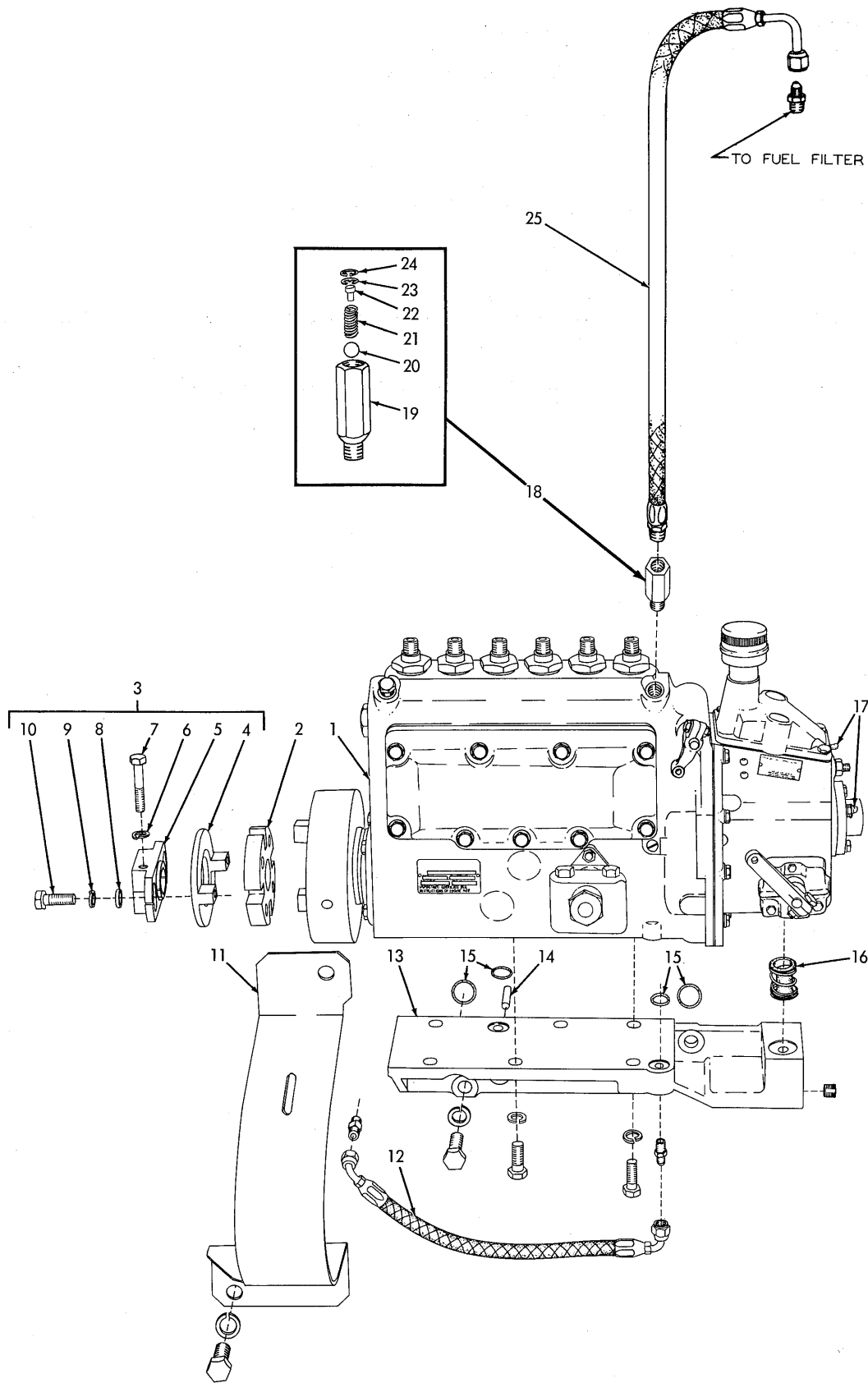


ITEM	PART NO.	QTY.	DESCRIPTION
1	631399	1	TANK, fuel (Used prior to tractor #13043)
	639146	1	TANK, fuel (Effective with tractor #13043)
2	035014	8	CAPSCREW, 5/8"NF x 1-1/2"
	904209	8	LOCKWASHER, 5/8"
	911044	8	NUT, 5/8"NF
3	083917	4	PAD, tank mounting
4	632272	1	CHANNEL ASSEMBLY, tank supporting (Includes items 7 and 8)
5	035248	12	CAPSCREW, 5/8"NF x 2-1/4"
6	064810	24	WASHER, plain (12 less used when heavy-duty fenders)
	904209	12	LOCKWASHER, 5/8"
	911044	12	NUT, 5/8"NF (Not used with heavy-duty fenders)
7	083918	2	PAD, tank mounting
8	083915	8	RIVET, split, 3/16" x 3/4" (Not original equipment)
9	053100	1	GAUGE, fuel level
10	642744	1	CAP, fuel tank
11	065613	1	GASKET, fuel tank cap

(Continued)

FUEL TANK (Continued)

ITEM	PART NO.	QTY.	DESCRIPTION
12	083955	1	ELBOW, fuel tank drain
13	070469	2	CAPSCREW, 1/2"NF x 1-1/4"
	904208	2	LOCKWASHER, 1/2"
14	923813	1	O-RING, fuel tank drain elbow
15	050594	1	PLUG, drain elbow clean-out
16	050595	1	GASKET, drain elbow clean-out plug
17	633519	1	COCK, drain
18	642441	4	SNUBBER, vibration
19	035068	4	CAPSCREW, vibration snubber
20	092163	8	WASHER, plain
			} Effective with tractor #13043
21	-----	-	TRANSFERS (See PAINTING AND MARKING)



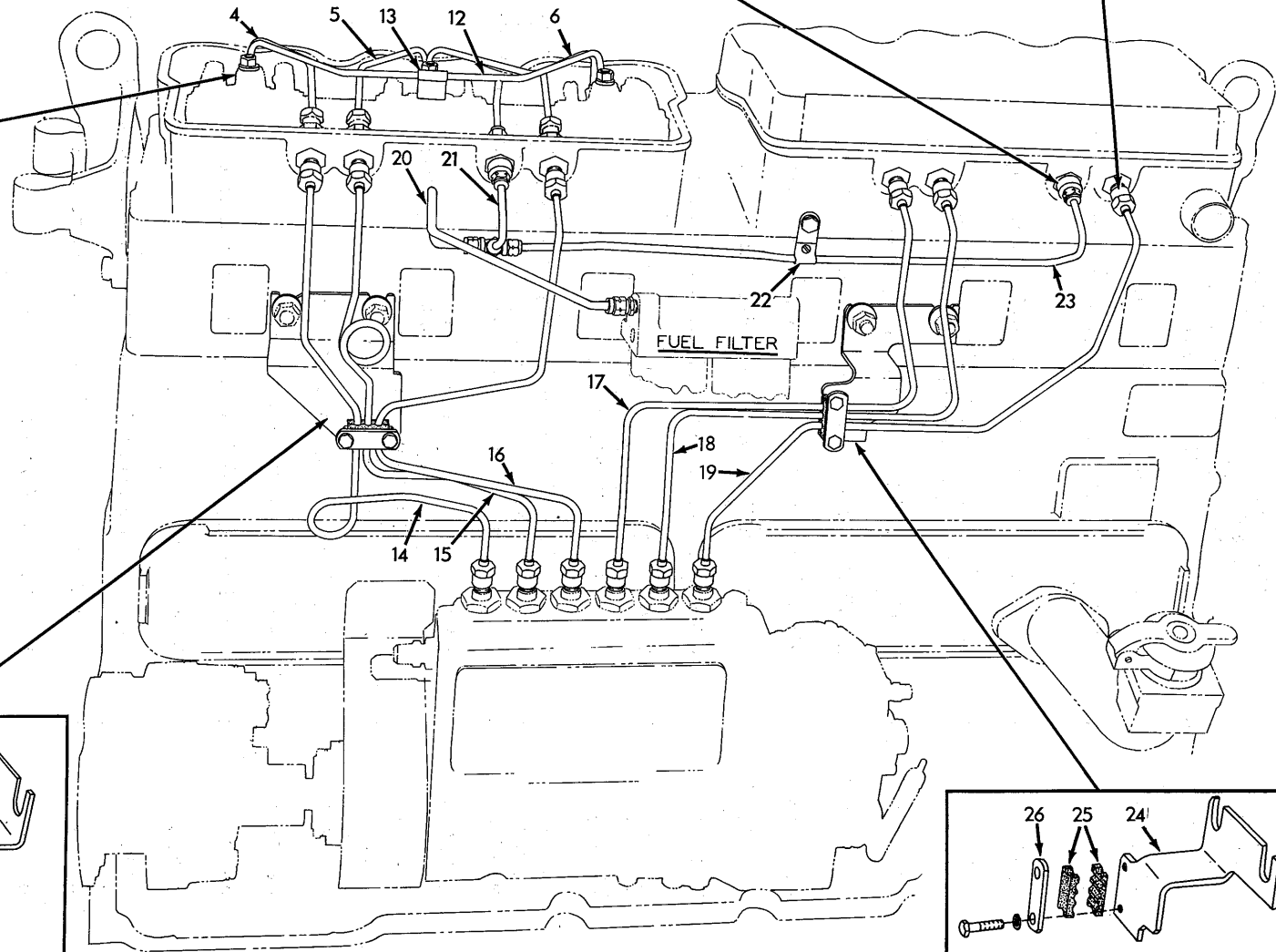
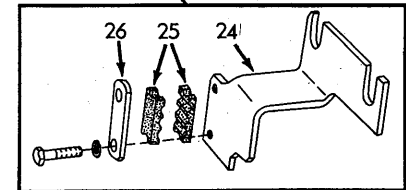
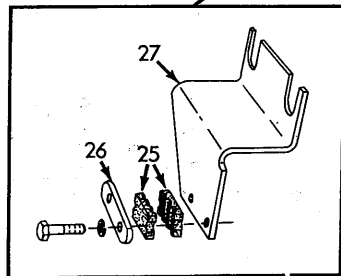
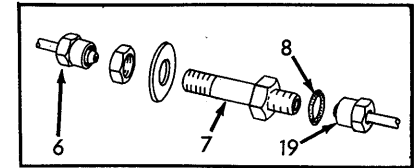
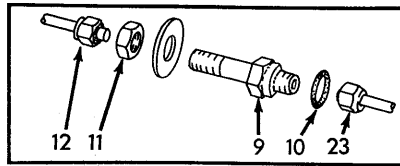
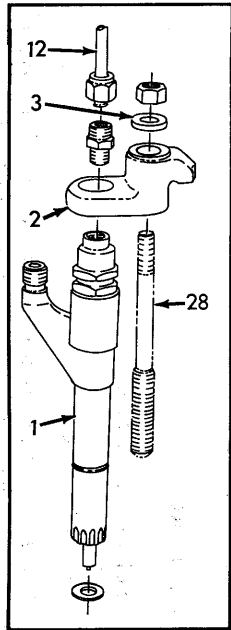
INJECTION PUMP

T-37181

FUEL INJECTION PUMP

ITEM	PART NO.	QTY.	DESCRIPTION
1	4389457	1	PUMP ASSEMBLY, injection (Includes items 2 and 3)
	919228	4	CAPSCREW, 7/16"NC x 1-1/8"
	918801	2	CAPSCREW, 7/16"NC x 1-5/8"
	904207	6	LOCKWASHER, 7/16"
2	4379813	1	DISC, injection pump coupling
3	4371714	1	COUPLING ASSEMBLY, injection pump drive (Consists of items 4 thru 10)
4	4371716	1	FLANGE, injection pump drive coupling
5	4371715	1	HUB, injection pump drive coupling
	905845	1	KEY, #A woodruff, 1/4" x 7/8"
6	4371720	1	LOCKWASHER, hub clamping screw
7	4371719	1	SCREW, clamping, coupling hub
8	4371718	2	WASHER, serrated, coupling capscrew
9	4371721	2	LOCKWASHER, hub clamping screw
10	4371717	2	CAPSCREW, injection pump drive coupling
11	4379076	1	GUARD, pump flywheel
	903637	1	CAPSCREW, 1/2"NC x 1"
	904208	1	LOCKWASHER, 1/2"
12	4386773	1	HOSE ASSEMBLY, oil supply (See page 6 for parts)
	919778	1	CONNECTOR, flare type, 5/16" tube, 1/4"NPT male
	919766	1	CONNECTOR, flare type, 5/16" tube, 1/8"NPT male
13	4376529	1	BRACKET, pump mounting
	918850	1	PLUG, pipe, hex-socket, 1/4"NPT
	916311	4	CAPSCREW, 1/2"NC x 1-1/4"
	904208	4	LOCKWASHER, 1/2"
14	4253286	2	PIN, dowel, mounting bracket
15	4254128	4	□ O-RING, mounting bracket
16	4379038	1	COUPLING, oil drain, pump to bracket
17	4355843	3	SEAL, anti-tampering
18	4337015	1	VALVE ASSEMBLY, pressure relief (Consists of items 19 thru 24)
19	-----	1	BODY, relief valve (Not serviced separately)
20	4337022	1	BALL, relief valve
21	4337023	1	SPRING, relief valve
22	4337019	1	STOP, relief valve
23	4255017	1	E-RING, relief valve stop
24	4255020	1	RING, snap, relief valve
25	4386770	1	HOSE ASSEMBLY, fuel return (See page 6 for parts)
	919062	1	CONNECTOR, flare type, 3/8" tube, 1/4"NPT male

□ Also see PACKAGED PARTS



INJECTION NOZZLES AND LINES

INJECTION NOZZLES AND LINES

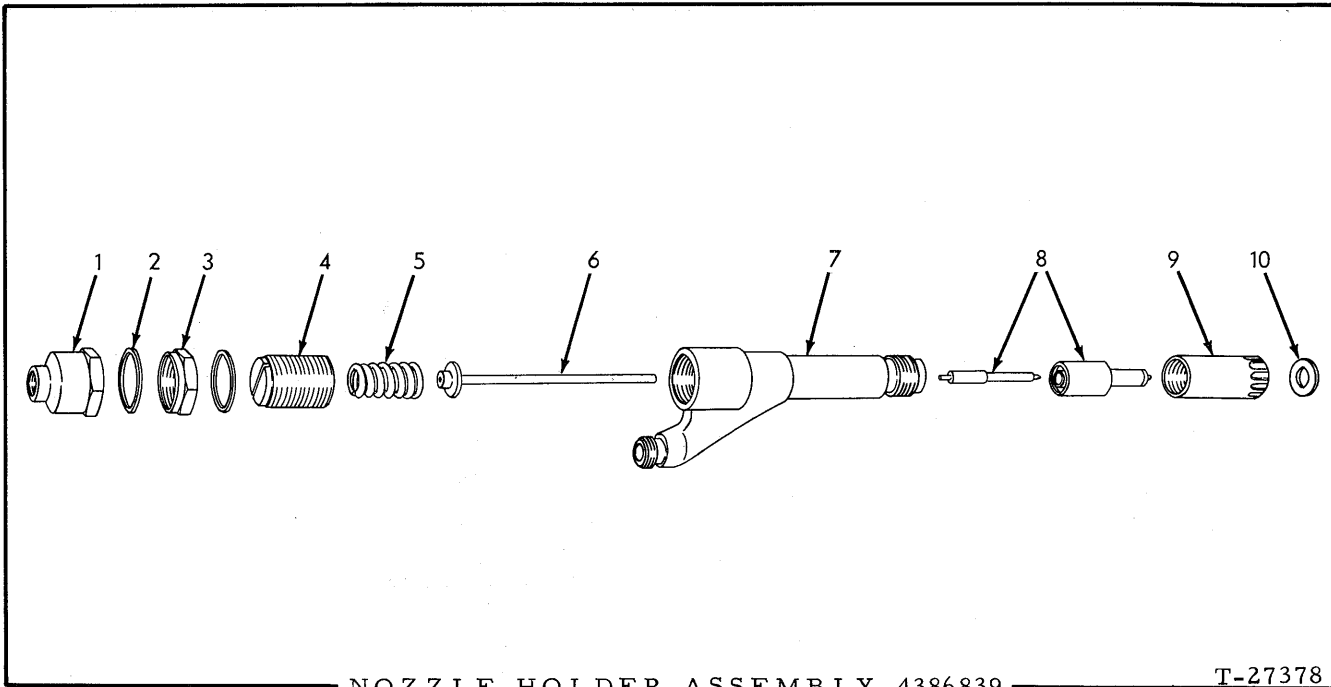
ITEM	PART NO.	QTY.	DESCRIPTION
1	4386839	6	HOLDER ASSEMBLY, nozzle (See page 57 for parts)
2	4387385	6	CLAMP, nozzle holder
	910123	6	NUT, 3/8"NF
3	911993	6	WASHER, nozzle holder clamp
4	4386434	2	TUBE ASSEMBLY, fuel injection, internal (#1 and #4 cylinders. Includes nuts)
5	4386435	2	TUBE ASSEMBLY, fuel injection, internal (#2 and #5 cylinders. Includes nuts)
6	4386436	2	TUBE ASSEMBLY, fuel injection, internal (#3 and #6 cylinders. Includes nuts)
7	4386601	6	CONNECTOR, injection line
	919303	6	NUT, jam, 9/16"NF
	914659	6	WASHER, plain, SAE std., 9/16"
8	4254128	6	□ O-RING, injection line connector
9	4386602	2	CONNECTOR, fuel return line
10	4254128	2	□ O-RING, return line connector
11	4377267	2	NUT, return line connector (1/2"-24)
	914659	2	WASHER, plain, SAE std., 9/16"
12	4386433	2	MANIFOLD ASSEMBLY, fuel return (Includes NUTS and SLEEVES indented below)
	917809	8	NUT, Imperial, 1/4" tube
	917806	8	□ SLEEVE, Imperial, 1/4" tube (rubber)
	919800	6	CONNECTOR, Imperial, 1/4" tube, 1/8"NPT male
13	4255179	2	CLIP, manifold supporting
14	4386546	1	TUBE ASSEMBLY, fuel injection, external (#1cylinder. Includes nuts)
15	4386547	1	TUBE ASSEMBLY, fuel injection, external (#2 cylinder. Includes nuts)
16	4387647	1	TUBE ASSEMBLY, fuel injection, external (#3 cylinder. Includes nuts)
17	4386549	1	TUBE ASSEMBLY, fuel injection, external (#4 cylinder. Includes nuts)
18	4386550	1	TUBE ASSEMBLY, fuel injection, external (#5 cylinder, Includes nuts)
19	4386551	1	TUBE ASSEMBLY, fuel injection, external (#6 cylinder. Includes nuts)
20	4387301	1	TUBE ASSEMBLY, fuel return (Includes NUTS and SLEEVES indented below)
	917809	2	NUT, Imperial, 1/4" tube
	917806	2	SLEEVE, Imperial, 1/4" tube (rubber)
	919797	1	TEE, Imperial, 1/4" tube
	920242	1	CONNECTOR, Imperial, 1/4" tube, 1/4"NPT male
21	4377266	1	TUBE ASSEMBLY, fuel return, front (Includes NUTS and SLEEVES indented below)
	917809	2	NUT, Imperial, 1/4" tube
	917806	2	SLEEVE, Imperial, 1/4" tube (rubber)

□Also see PACKAGED PARTS

(Continued)

INJECTION NOZZLES AND LINES (Continued)

ITEM	PART NO.	QTY.	DESCRIPTION
22	4386617	1	CLIP, fuel return tube
	901171	1	SCREW, machine, #10-24NC x 3/8"
	904203	1	LOCKWASHER, #10
	901310	1	NUT, #10-24NC
	903629	1	CAPSCREW, 3/8"NC x 3/4"
	904206	1	LOCKWASHER, 3/8"
	911115	1	WASHER, plain, SAE std., 3/8"
23	4379737	1	TUBE ASSEMBLY, fuel return, rear (Includes NUTS and SLEEVES indented below)
	917809	2	NUT, Imperial, 1/4" tube
	917806	2	SLEEVE, Imperial, 1/4" tube (rubber)
24	4377257	1	BRACKET, supporting, rear injection lines
25	4507359	4	SPACER, injection lines (rubber)
26	4507415	2	PLATE, clamping, rear injection lines
	915407	4	CAPSCREW, 1/4"NC x 1-1/8"
	904204	4	LOCKWASHER, 1/4"
27	4378651	1	BRACKET, supporting, front injection lines and fuel hoses
28	-----	-	STUD, nozzle holder clamp (See VALVE OPERATING MECHANISM)



NOZZLE HOLDER ASSEMBLY 4386839

T-27378

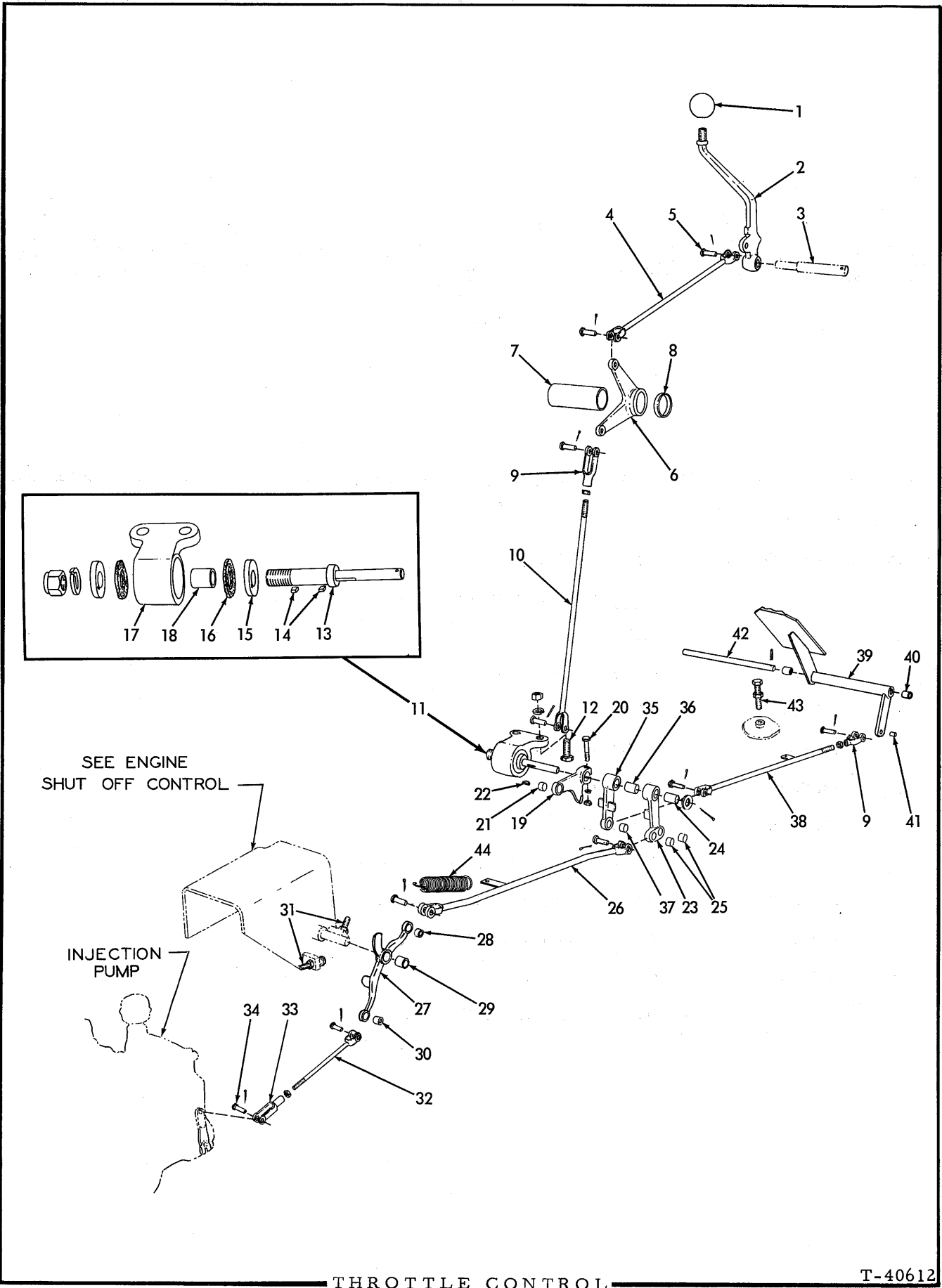
USAGE: See page 55

ITEM PART NO. QTY. DESCRIPTION

NOTE: Quantities are for one (1) Holder Assembly only

1	4378032	1	NUT, cap
2	4511243	1	GASKET, cap nut
3	4511213	2	NUT, locking
4	4378033	1	SCREW, adjusting
5	4380652	1	SPRING
6	4380198	1	SPINDLE,
7	-----	1	BODY (Not serviced separately)
8	4386837	1	NOZZLE ASSEMBLY (Includes item 10)
9	4378034	1	NUT, nozzle retaining
10	4378031	1	<input type="checkbox"/> GASKET, nozzle

Also see PACKAGED PARTS



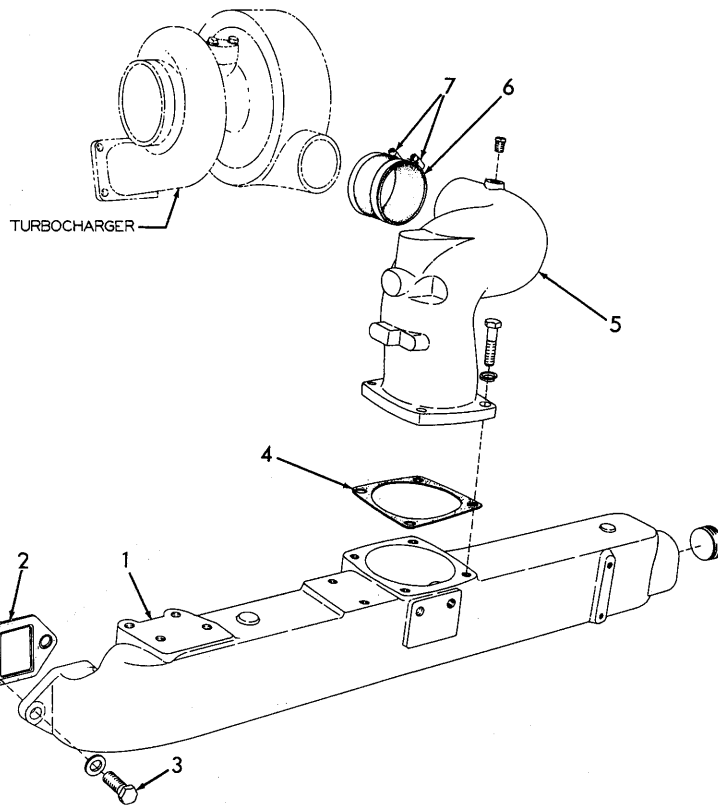
THROTTLE CONTROL

ITEM	PART NO.	QTY.	DESCRIPTION
1	090020	1	KNOB, operating lever
2	631975	1	LEVER, operating
3	-----	1	SHAFT, operating lever (See STEERING LEVERS AND LINKAGE)
4	632059	1	ROD, upper
5	078810	8	PIN, yoke, control rod
	900942	8	PIN, cotter, 3/32" x 5/8"
6	081094	1	BELLCRANK, upper rod
7	096409	1	SPACER, bellcrank (4-3/16"long)
8	081132	1	SPACER, bellcrank (5/16"thick)
9	628736	2	YOKE, control rod
10	631559	1	ROD, intermediate, upper
	911048	1	NUT, jam, 3/8"NF
11	633152	1	FRICITION ASSEMBLY (Includes items 13 thru 18)
12	614478	2	CAPSCREW, 1/2"NF x 1-3/8"
	904208	2	LOCKWASHER, 1/2"
	911043	2	NUT, 1/2"NF
	910244	1	WASHER, plain, SAE std., 1/2"
	900806	1	PIN, cotter, 1/8" x 1"
13	631682	1	SHAFT, friction
	904369	1	LOCKWASHER, 3/4"
	916591	1	NUT, elastic stop, 3/4"NF
14	632716	2	KEY, friction washer
15	632710	2	WASHER, friction
16	632747	2	DISC, friction
17	632766	1	HOUSING ASSEMBLY, friction (Includes item 18)
18	632752	1	BUSHING, friction housing
19	631494	1	LEVER ASSEMBLY, friction shaft (Includes item 21)
20	041981	1	CAPSCREW, 5/16"NF x 1-1/2"
	904205	1	LOCKWASHER, 5/16"
	913636	1	NUT, 5/16"NF
21	624584	1	BUSHING, friction shaft lever
22	632756	1	KEY, friction shaft lever
23	631496	1	LEVER ASSEMBLY, intermediate lower rod (Includes items 24 and 25)
24	631476	1	BUSHING, intermediate lower rod lever (large)
25	624584	2	BUSHING, intermediate lower rod lever (small)
26	631428	1	ROD, intermediate, lower

(Continued)

THROTTLE CONTROL (Continued)

ITEM	PART NO.	QTY.	DESCRIPTION
27	-----	1	BELLCRANK ASSEMBLY, lower rod (Used prior to tractor #13043) (Order BELLCRANK ASSEMBLY 642165 and ROD 642163)
	642165	1	BELLCRANK ASSEMBLY, lower rod (Includes items 28, 29 and 30) (Effective with tractor #13043)
28	624584	1	BUSHING, bellcrank (3/8" long)
29	631476	1	BUSHING, bellcrank (7/8" long)
30	624585	1	BUSHING, bellcrank (1/4" long)
31	634650	2	CAPSCREW, lever stop (3/8"NC x 1-1/2"
	911034	2	NUT, jam, 3/8"NC
32	630312	1	ROD, lower (5-1/2" long)(Used prior to tractor #13043)
	642163	1	ROD, lower (5-1/4" long)(Effective with tractor #13043)
	910267	1	NUT, jam, 1/4"NF
33	628737	1	YOKE, lower rod
34	628738	2	PIN, yoke, lower rod
	900970	2	PIN, cotter, 1/16" x 1/2"
35	631498	1	LEVER ASSEMBLY, decelerator rod (Includes items 36 and 37)
36	631476	1	BUSHING, decelerator lever (large)
37	624584	1	BUSHING, decelerator lever (small)
38	631475	1	ROD, decelerator
	911048	1	NUT, jam, 3/8"NF
39	631488	1	PEDAL ASSEMBLY, decelerator (Includes items 40 and 41)
40	063222	2	BUSHING, decelerator pedal (large)
41	624584	1	BUSHING, decelerator pedal (small)
42	630777	1	SHAFT, decelerator pedal
	918111	1	PIN, roll, 1/8" x 1"
43	089900	1	CAPSCREW, pedal stop (1/2"NF x 2-3/16")
	913830	1	NUT, jam, 1/2"NF
44	043881	1	SPRING, rod retracting

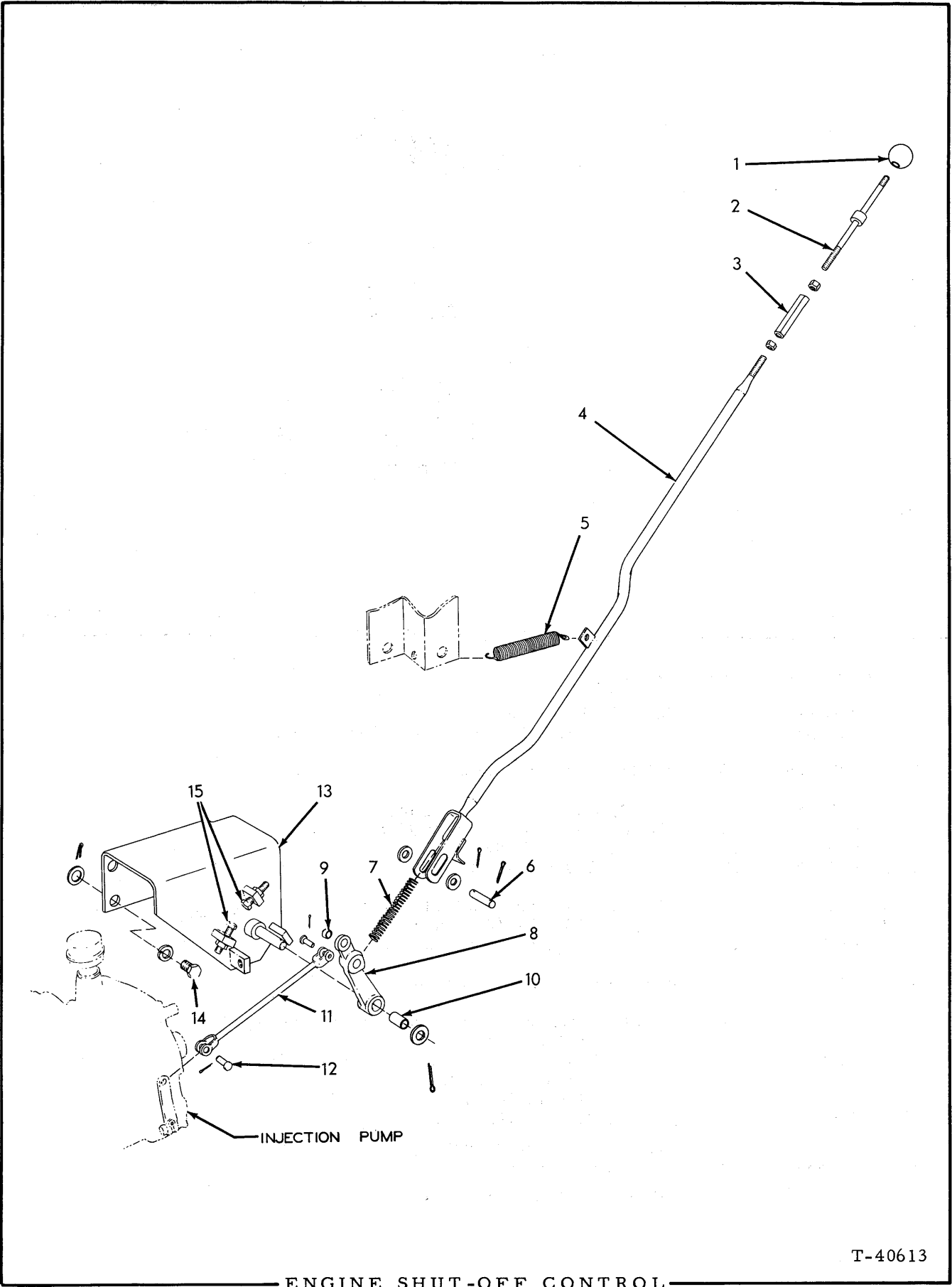


T-36260

INTAKE MANIFOLD

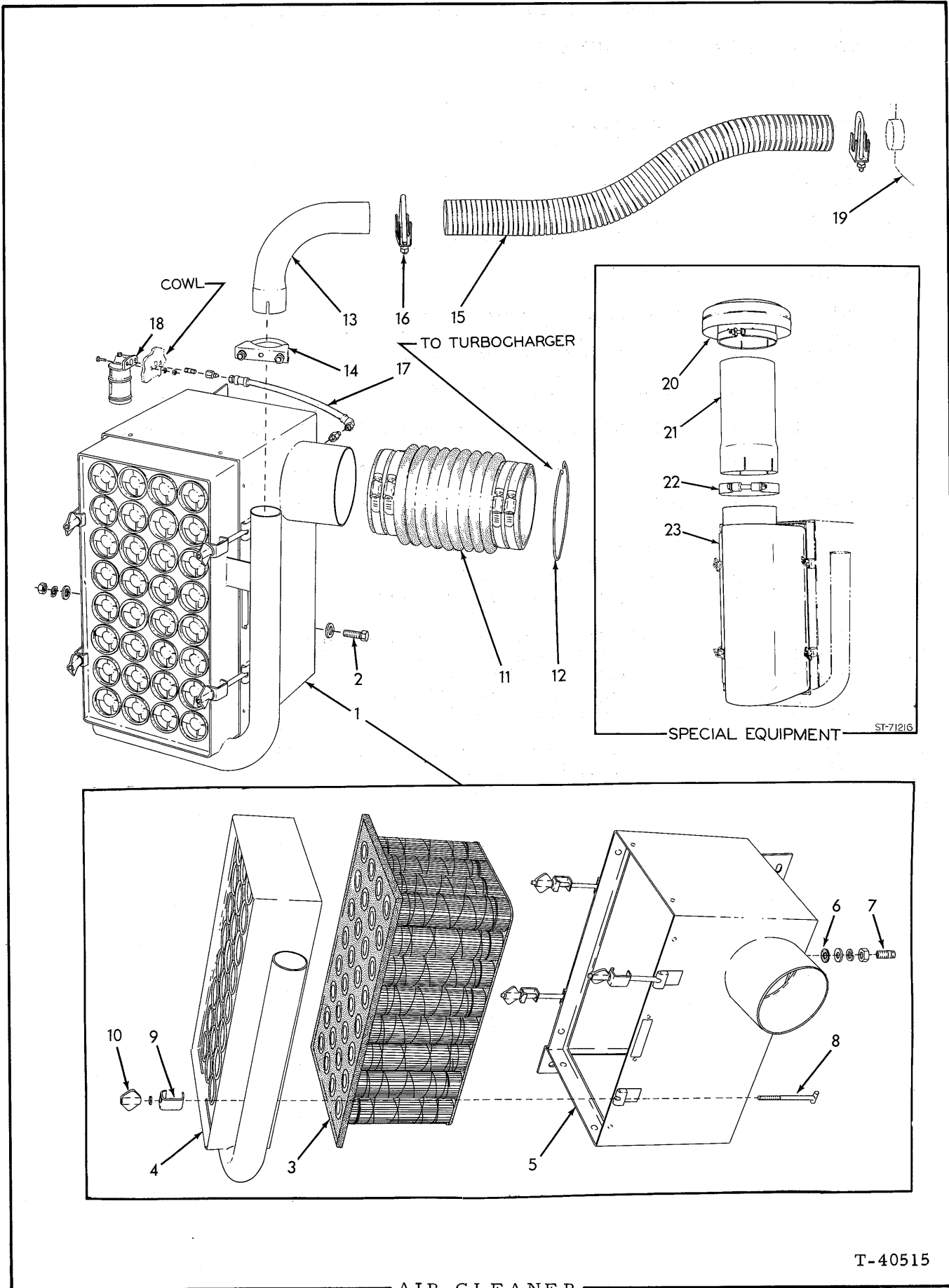
ITEM	PART NO.	QTY.	DESCRIPTION	
1	4386948	1	MANIFOLD, intake	
	901668	1	PLUG, pipe, ctsk-hd., 1-1/2"NPT	
2	4375865	6	□GASKET, intake manifold	
3	4367187	7	STUD, manifold attaching (2" long)	} Used prior to engine #21-05519
	4386041	5	STUD, manifold attaching (2-5/16" long)	
	910095	12	NUT, 1/2"NF	
	904208	12	LOCKWASHER, 1/2"	
3	920541	12	CAPSCREW, manifold attaching (1/2"NC x 1-1/2" Nylok)	} Effective with engine #21-05519
	910244	12	WASHER, plain SAE std., 1/2"	
4	4361551	1	□GASKET, elbow to manifold	
5	4386611	1	ELBOW, air intake (See page 75 for special elbow used with Air Heater System)	
	919840	1	PLUG, pipe, hex-hd., 1/4"NPT (Not used when engine primer is installed)	
	916311	4	CAPSCREW, 1/2"NC x 1-1/4"	
	904208	4	LOCKWASHER, 1/2"	
6	4386592	1	HOSE, elbow to turbocharger	
7	4255348	2	CLAMP, hose	

□Also see PACKAGED PARTS



ENGINE SHUT-OFF CONTROL

ITEM	PART NO.	QTY.	DESCRIPTION
1	091855	1	KNOB, shut-off rod
2	631555	1	ROD, upper
	919763	1	NUT, 3/8"NF
3	095421	1	NUT, control adjustment
4	631537	1	ROD, intermediate
	911048	1	NUT, jam, 3/8"NF
5	072438	1	SPRING, retracting
6	631477	1	PIN, yoke, intermediate rod
	911115	2	WASHER, plain, SAE std., 3/8"
	900942	2	PIN, cotter, 3/32" x 5/8"
7	630745	1	SPRING, intermediate rod
8	631492	1	LEVER ASSEMBLY, intermediate rod (Includes items 9 and 10)
9	624585	1	BUSHING, intermediate rod lever (small)
10	631476	1	BUSHING, intermediate rod lever (large)
11	630311	1	ROD, lower
12	628738	2	PIN, yoke, lower rod
	900970	2	PIN, cotter, 1/16" x 1/2"
13	631425	1	BRACKET, supporting, control linkage
14	097494	3	CAPSCREW, Nylok 1/2"NC x 1"
	904208	3	LOCKWASHER, 1/2"
	910244	1	WASHER, plain, SAE std., 1/2"
	900806	1	PIN, cotter, 1/8" x 1"
15	634650	2	CAPSCREW, lever stop (3/8"NC x 1-1/2")
	911034	2	NUT, jam, 3/8"NC

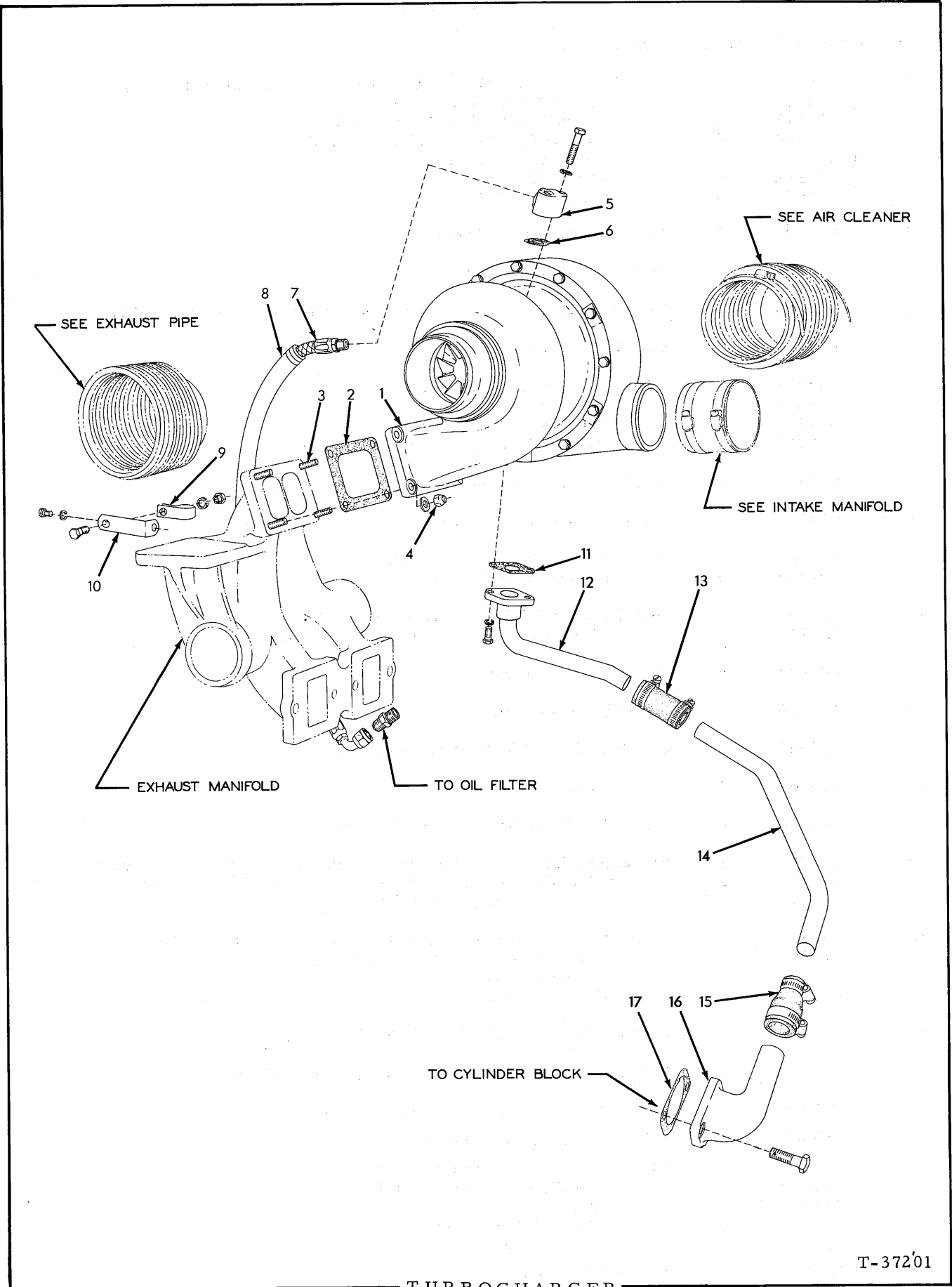


AIR CLEANER

T-40515

AIR CLEANER

ITEM	PART NO.	QTY.	DESCRIPTION
1	629535	1	CLEANER ASSEMBLY, air (Consists of items 3 thru 10)
	614478	2	CAPSCREW, 1/2"NF x 1-3/8"
	035018	3	CAPSCREW, 1/2"NF x 1-1/2"
2	910244	2	WASHER, plain, SAE std., 1/2"
	064531	5	WASHER, plain (heavy)
	904208	5	LOCKWASHER, 1/2"
	911043	4	NUT, 1/2"NF
3	632707	1	CARTRIDGE, air cleaner
4	638905	1	PANEL, pre-cleaner
5	638895	1	HOUSING ASSEMBLY, air cleaner (Includes items 6 thru 10)
6	638727	1	GASKET, adapter
7	638713	1	ADAPTER, restriction indicator
	911048	1	NUT, jam, 3/8"NF
	904206	1	LOCKWASHER, 3/8"
	900817	1	WASHER, plain, U. S. std., 3/8"
8	638712	4	T-BOLT, pre-cleaner panel
9	638711	4	HOOK, pre-cleaner panel
10	056863	4	NUT, wing, pre-cleaner panel
	904205	4	LOCKWASHER, 5/16"
11	631090	1	HOSE ASSEMBLY, (Includes item 12)
	921919	4	CLAMP, hose, 4-5/8" to 7-1/4" diam.
12	096947	5	RING, hose expanding
13	185370	1	ELBOW, aspirator
14	185367	1	CLAMP ASSEMBLY, aspirator elbow
15	629760	1	HOSE, aspirator
16	185502	2	CLAMP ASSEMBLY, aspirator hose
17	629759	1	HOSE ASSEMBLY, restriction indicator (See page 6 for parts)
	919174	2	CONNECTOR, flare type, 1/4" tube, 1/8"NPT female
	904273	1	NIPPLE, pipe, 1/8"NPT x 1"
18	631564	1	INDICATOR, air restriction (Serviced only as a unit)
	912789	2	CAPSCREW, 1/4"NF x 3/4"
	904204	2	LOCKWASHER, 1/4"
	911040	2	NUT, 1/4"NF
19	-----	1	ASPIRATOR (See EXHAUST PIPE)
<u>NOTE:</u> Items listed below are special equipment			
20	645028	1	RAINCAP (Includes mounting clamp)
21	645029	1	TUBE, raincap extension
22	629755	1	CLAMP, raincap extension tube
	916389	1	CAPSCREW, 3/8"NF x 3-1/4"
	044973	2	WASHER, plain
	904206	1	LOCKWASHER, 3/8"
	911041	1	NUT, 3/8"NF
23	645030	1	ADAPTOR, raincap

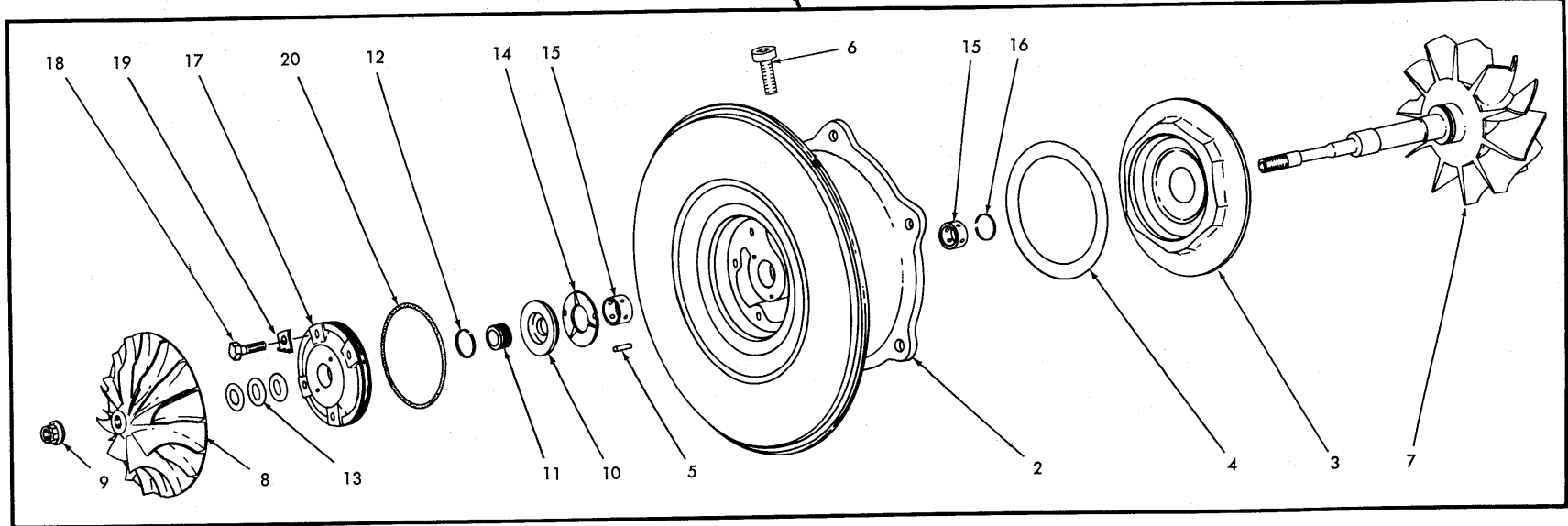
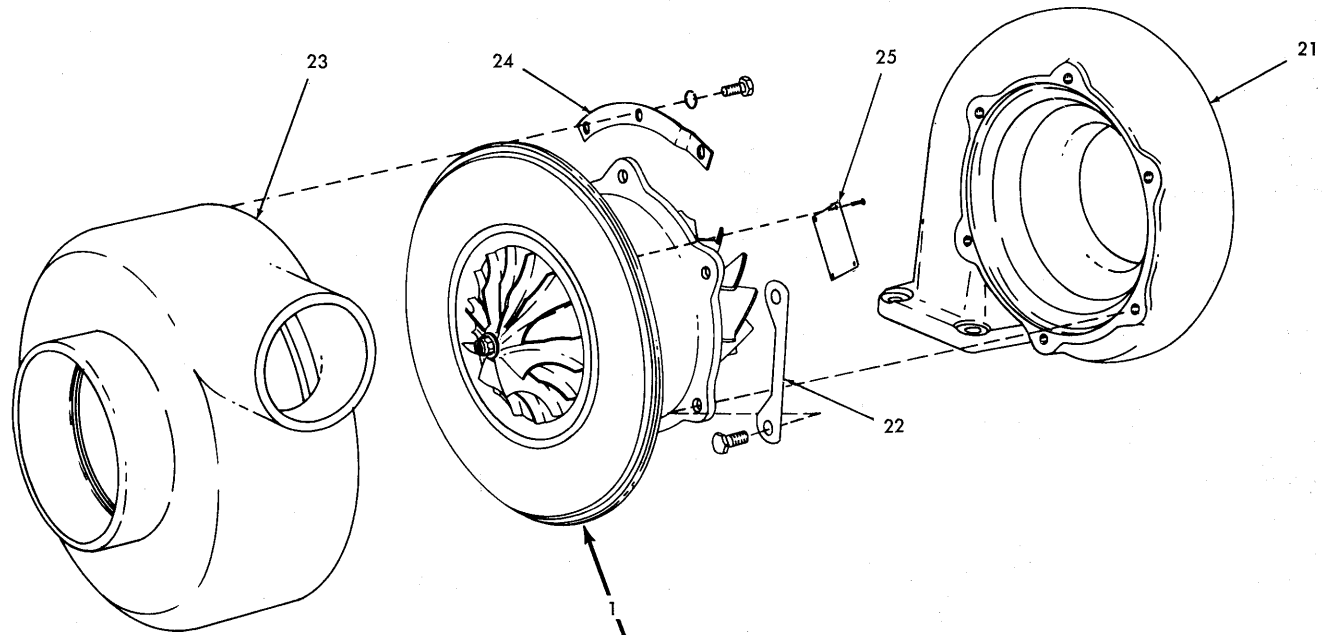


TURBOCHARGER

T-372'01

TURBOCHARGER

ITEM	PART NO.	QTY.	DESCRIPTION	
1	4386508	1	TURBOCHARGER ASSEMBLY (Used prior to engine #21-05279)(Order TURBOCHARGER ASSEMBLY 4389968)	} See page 69 for parts
	4389023	1	TURBOCHARGER ASSEMBLY (Used on engines #21-05279 thru #21-06361)(Order TURBOCHARGER ASSEMBLY 4389968)	
	4389968	1	TURBOCHARGER ASSEMBLY (Used on engines #21-06362 and up)	
2	4336558	1	GASKET, turbocharger to manifold (See item 18)	
3	4337558	4	STUD, turbocharger attaching	
4	4385387	4	NUT	
	913544	4	WASHER, plain, 13/32" I. D. x 3/4" O. D. x 1/16" thick	
5	4386237	1	FLANGE, oil supply line	
	919226	2	CAPSCREW, 3/8"NC x 1-5/8"	
	904206	2	LOCKWASHER, 3/8"	
6	4335647	1	GASKET, oil supply line flange (See item 18)	
7	4386238	1	HOSE ASSEMBLY, oil supply line (See page 6 for parts. Also includes item 8)	
	919063	1	CONNECTOR, flare type, 1/2" tube, 3/8"NPT male	
8	4379283	1	SLEEVE, hose protecting (asbestos)	
	916897	2	CLAMP, hose, 15/16" I. D.	
9	4254646	1	CLIP, hose supporting	
	915408	1	CAPSCREW, 3/8"NC x 3/4"	
	904206	1	LOCKWASHER, 3/8"	
	910324	1	NUT, 3/8"NC	
10	4385412	1	BRACKET, hose supporting	
	916268	1	CAPSCREW, 3/8"NC x 5/8"	
	904206	1	LOCKWASHER, 3/8"	
11	4335649	1	GASKET, oil drain line, upper (See item 18)	
12	4385614	1	TUBE, oil drain line, upper	
	916269	2	CAPSCREW, 3/8"NC x 7/8"	
	904206	2	LOCKWASHER, 3/8"	
13	4387867	1	HOSE, oil drain line	
	4254968	2	CLAMP, hose	
14	4379913	1	TUBE, oil drain line, lower	
15	4379723	1	ADAPTER, oil drain line	
	4254968	1	CLAMP, hose (small)	
	4254991	1	CLAMP, hose (large)	
16	4379672	1	ELBOW, oil drain line	
	921865	2	CAPSCREW, Nylok, 1/2"NC x 1"	
17	4310257	1	GASKET, oil drain line elbow (See item 18)	
18	4387007	1	GASKET, KIT (Consists of items 2, 6, 11 and 17)(Not illustrated)	



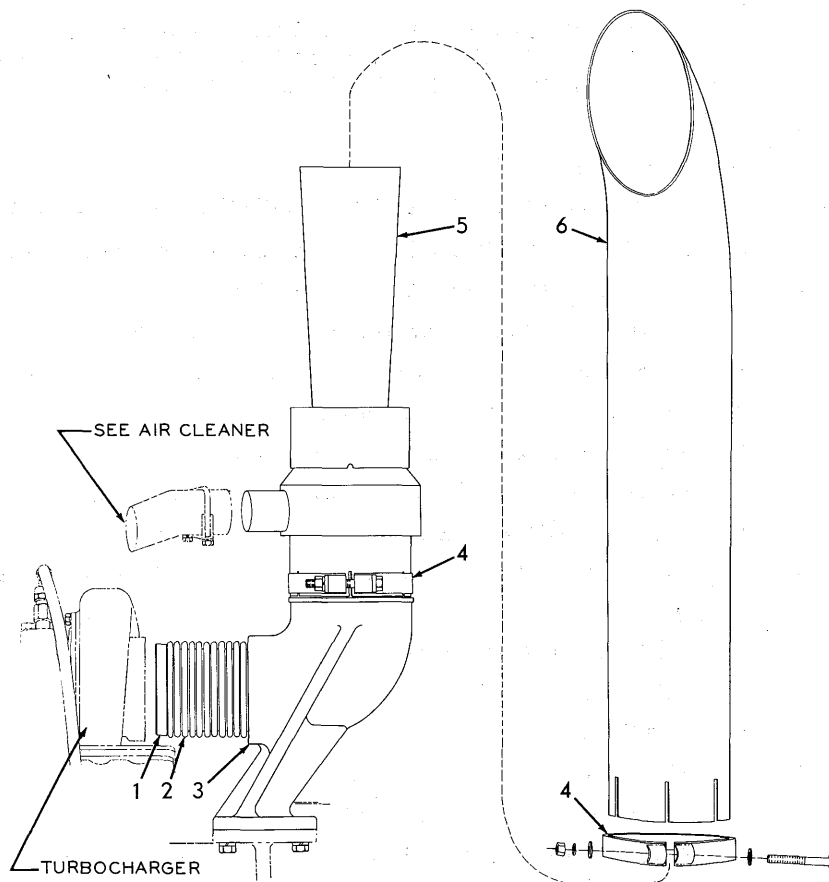
TURBOCHARGER PARTS

T-36187

TURBOCHARGER PARTS

* TURBOCHARGER ASSEMBLY 4386508
 * TURBOCHARGER ASSEMBLY 4389023
 ** TURBOCHARGER ASSEMBLY 4389968 } See page 67

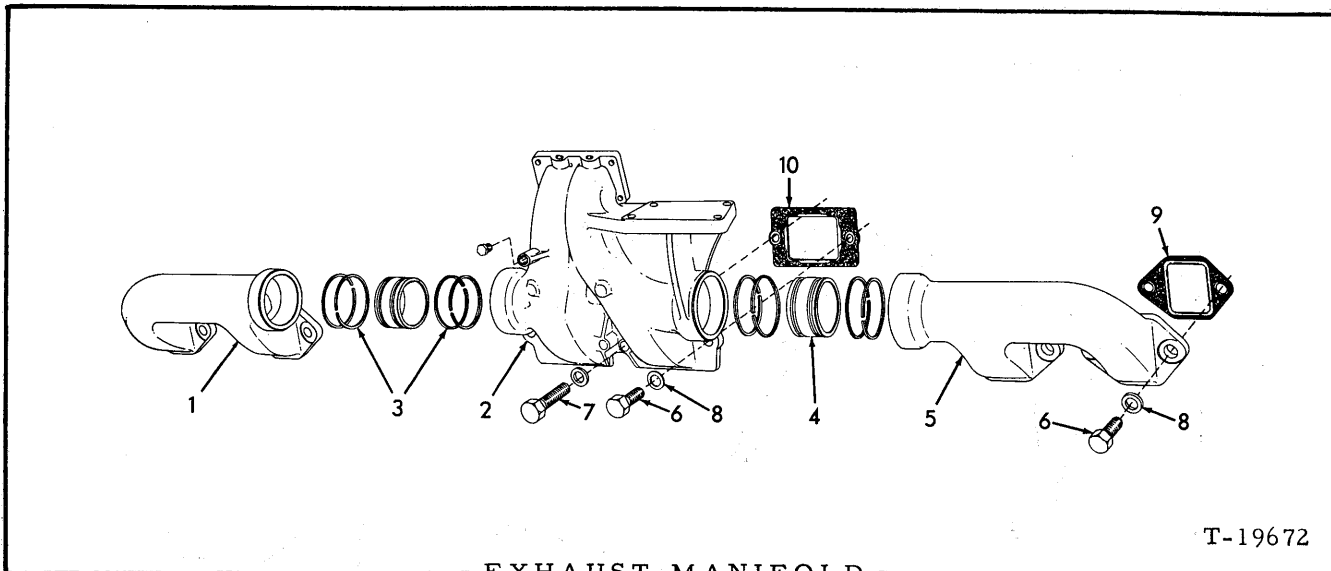
ITEM	PART NO.	QTY.		DESCRIPTION	
		*	**		
1	4056616	1	1	HOUSING AND ROTATING ASSEMBLY (Consists of items 2 thru 20)	
2	4055980	1	-	HOUSING ASSEMBLY, center (Includes items 3 thru 6)	
	4056617	-	1	HOUSING ASSEMBLY, center (Includes items 3 thru 6)	
3	-----	1	1	SHROUD, wheel (Not serviced separately)	
4	-----	1	1	WASHER, locking, wheel shroud (Not serviced separately)	
5	4055187	2	2	PIN, dowel, center housing	
6	4055190	1	1	PLUG, oil reservoir, center housing	
7	-----	1	-	SHAFT AND WHEEL (Order 4056620 and IMPELLER 4056621)	
	4056620	-	1	SHAFT AND WHEEL	
8	-----	1	-	IMPELLER (Order 4056621 and SHAFT AND WHEEL 4056620)	
	4056621	-	1	IMPELLER	
9	4055201	1	1	NUT, impeller retaining	
10	4056494	1	1	RING, thrust	
11	4056339	1	1	SPACER, thrust	
12	4055195	1	1	RING, sealing	
13	4055197	-	-	SHIM, impeller (.002" thick)	} Use as required
	4055198	-	-	SHIM, impeller (.005" thick)	
	4055199	-	-	SHIM, impeller (.010" thick)	
14	4055192	1	1	BEARING, thrust	
15	4055191	2	-	BEARING, impeller shaft	
	4056295	-	2	BEARING, impeller shaft	
16	4255196	3	-	RING, snap	
	4056296	-	3	RING, snap	
17	4055193	1	1	PLATE ASSEMBLY, thrust, center housing (Includes riveted washer)	
18	4055196	4	4	CAPSCREW, #10-24NC x 7/8"	
19	4055194	4	4	PLATE, locking	
20	4053336	1	1	O-RING, thrust plate	
21	4055982	1	1	HOUSING, turbine (If for engines prior to #21-05279 also order 6 CAPSCREWS 4056026 and 3 PLATES 4055981)	
	903626	6	-	CAPSCREW, 5/16"NC x 3/4" (Used prior to engine #21-05279)	
	4056026	6	6	CAPSCREW, 3/8"NC x 3/4" (Effective with engine #21-05279)	
22	4055981	3	3	PLATE, capscrew locking	
23	4055202	1	1	HOUSING ASSEMBLY, compressor (Includes venturi)	
24	4055203	6	6	CLAMP, compressor housing	
	903626	12	12	CAPSCREW, 5/16"NC x 3/4"	
	917356	12	12	LOCKWASHER, plated, 5/16"	
25	4055206	1	1	PLATE, name	
	4049009	4	4	SCREW, drive	



T-40512

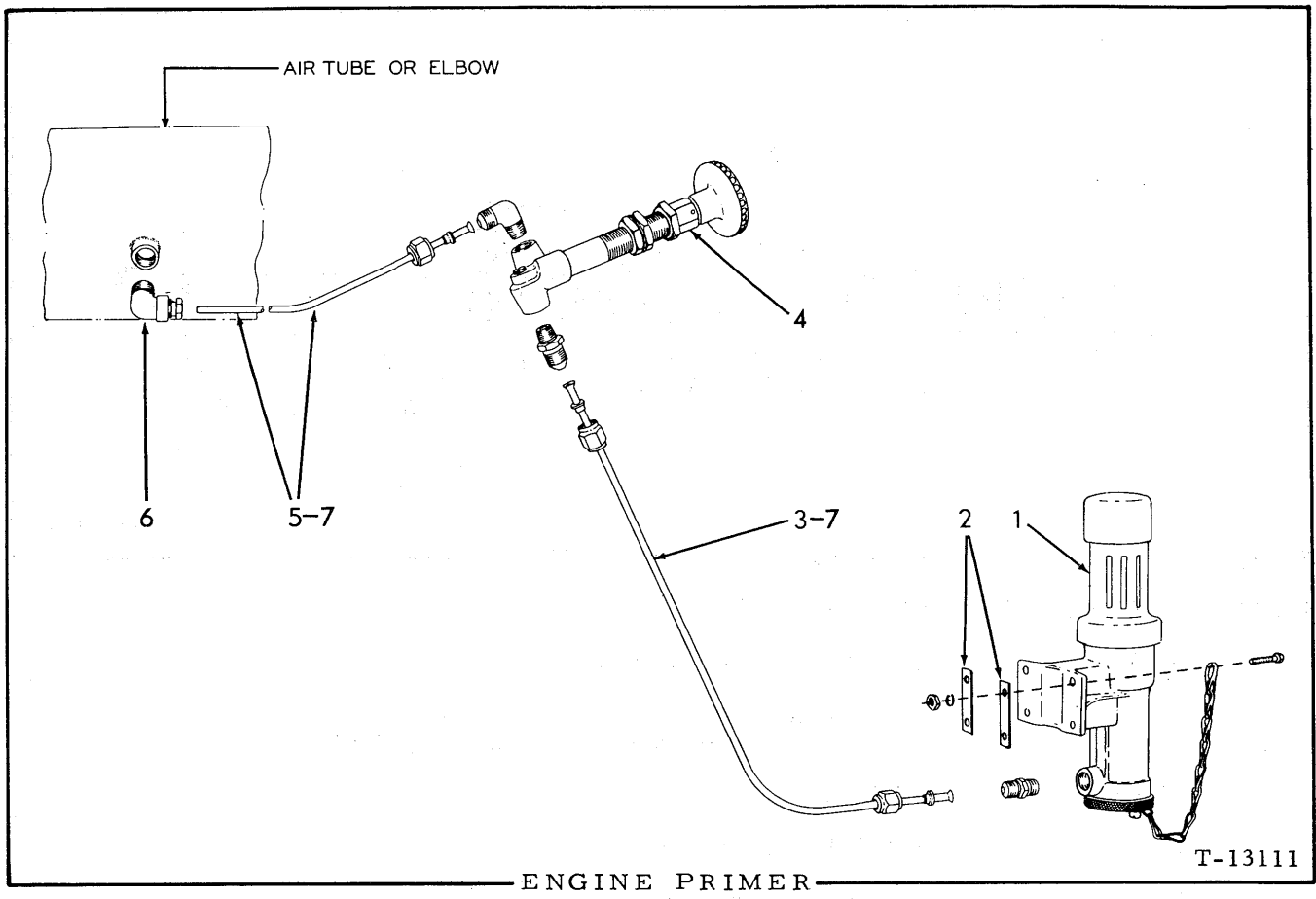
EXHAUST PIPE

ITEM	PART NO.	QTY.	DESCRIPTION
1	4386256	1	ADAPTOR, exhaust elbow hose
2	4386233	1	HOSE, exhaust elbow (metal)
3	4386559	1	ELBOW, exhaust
	919230	4	CAPSCREW, 1/2"NC x 1-3/8"
	904208	4	LOCKWASHER, 1/2"
4	629755	2	CLAMP, exhaust pipe
	916389	2	CAPSCREW, 3/8"NF x 3-1/4"
	044973	4	WASHER, plain
	904206	2	LOCKWASHER, 3/8"
	911041	2	NUT, 3/8"NF
5	629761	1	ASPIRATOR, air cleaner
6	096055	1	PIPE, exhaust



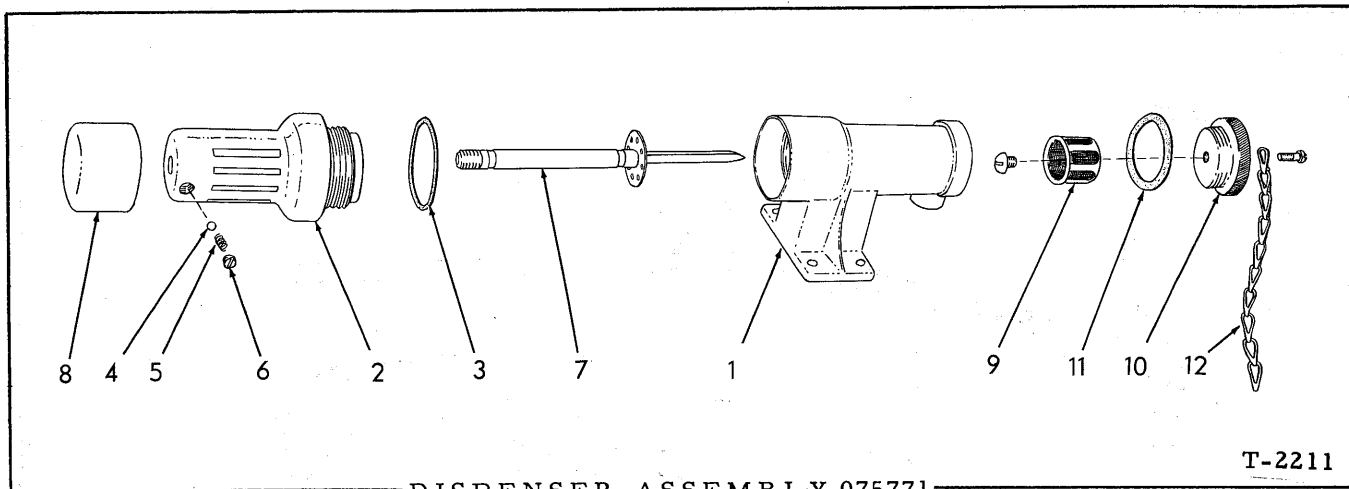
ITEM	PART NO.	QTY.	DESCRIPTION
1	4374694	1	MANIFOLD, rear section
2	4387014 917425	1 2	MANIFOLD, exhaust, center section PLUG, pipe, hex-hd., brass, 1/4"NPT
3	4376036	8	RING, sealing
4	4375355	2	SLEEVE, connecting
5	4374695	1	MANIFOLD, front section
6	4346208	10	STUD, manifold attaching (2-1/8" long)(Used prior to engine #21-05519) NUT, 1/2"NC
	4253270	10	
	915987	10	
7	4374744	2	STUD, center manifold (3-1/4" long)(Used prior to engine #21-05519) NUT, 1/2"NC
	4253270	2	
	916317	2	
8	4371107	12	WASHER, manifold stud nut
9	4375865	4	□GASKET, manifold
10	4379167	2	□GASKET, center manifold

□Also see PACKAGED PARTS



USAGE: Special equipment. For all units except those equipped with Air Heater

ITEM	PART NO.	QTY.	DESCRIPTION
1	075771	1	DISPENSER ASSEMBLY, priming fuel (See page 73 for parts)
	913464	4	CAPSCREW, #10-24NC x 7/8"
	904203	4	LOCKWASHER, #10
	901310	4	NUT, #10-24NC
2	066261	6	GASKET, dispenser mounting
3	-----	1	TUBE, dispenser to pump (Order item 7)
	915488	2	NUT, Sealastic, 1/8" tube
	915486	2	RING, Sealastic, 1/8" tube (Includes ferrule)
	915556	2	CONNECTOR, Sealastic, 1/8" tube, 1/8"NPT male
4	092160	1	PUMP ASSEMBLY (See page 77 for parts)
5	-----	1	TUBE, pump discharge (Order item 7)
	915488	1	NUT, Sealastic, 1/8" tube
	915486	1	RING, Sealastic, 1/8" tube (Includes ferrule)
	915557	1	ELBOW, Sealastic, 1/8" tube, 1/8"NPT male
6	066517	1	ELBOW ASSEMBLY, fuel spray (Includes nozzle, nut and sleeve. Serviced only as a unit)
7	066253	-	TUBING, copper, 1/8"O.D., 10 ft. roll (Use as req'd) (Not illustrated)

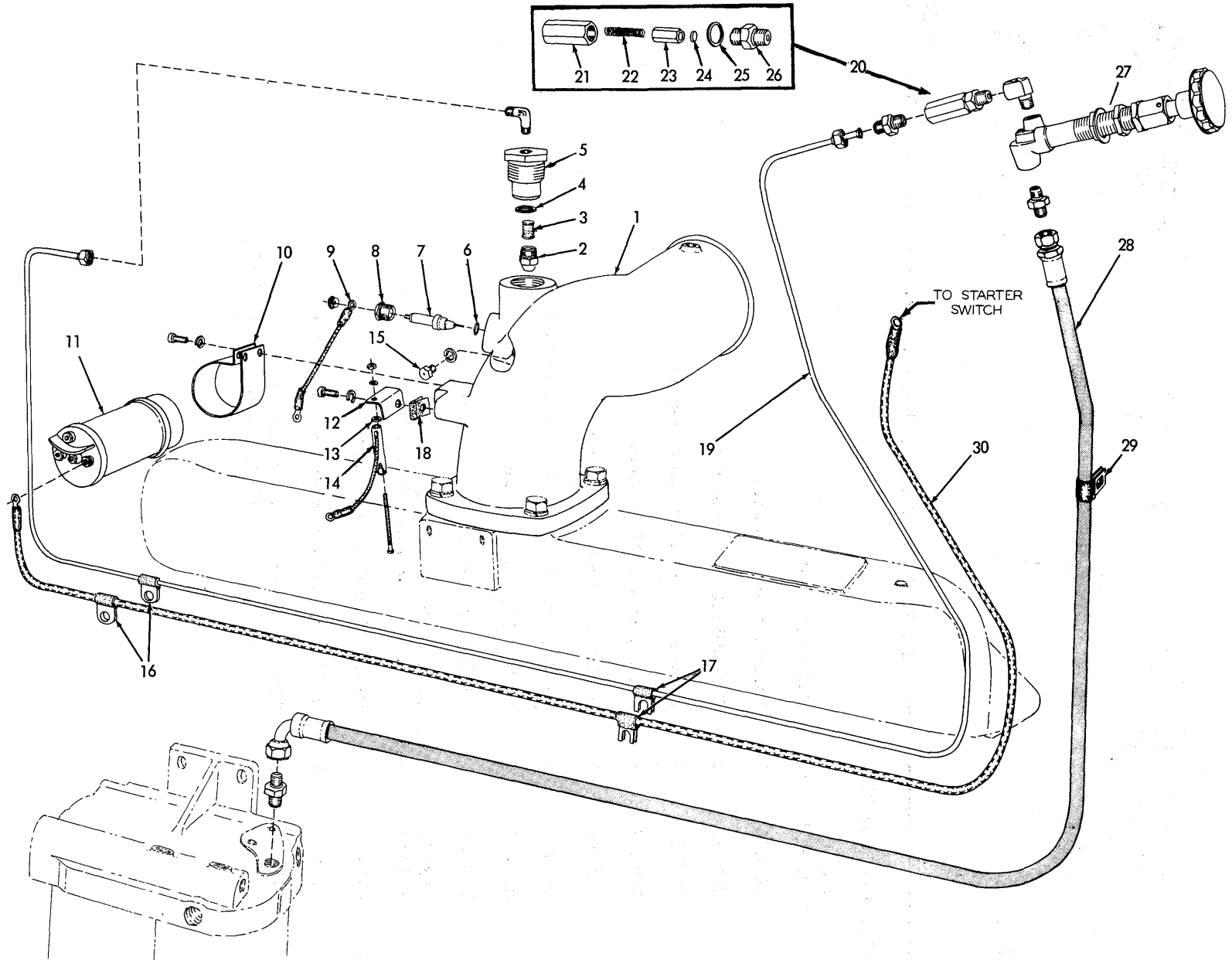


DISPENSER ASSEMBLY 075771

T-2211

USAGE: See page 72

ITEM	PART NUMBER	QTY.	DESCRIPTION
1	068878	1	BODY, fuel dispenser
2	068879	1	CHAMBER, fuel dispenser
3	069164	1	GASKET, fuel dispenser chamber
4	905357	1	BALL, steel, 3/16" diam.
5	066251	1	SPRING, plunger locking ball
6	066252	1	PLUG, retaining, locking ball spring
7	066255	1	PLUNGER, fuel dispenser
8	068881	1	KNOB, fuel dispenser plunger
9	068875	1	STRAINER, fuel dispenser
	915432	1	SCREW, machine, 1/4"NC x 5/16"
10	075770	1	PLUG, fuel dispenser strainer
11	068876	1	GASKET, fuel dispenser strainer plug
12	075769	1	CHAIN, strainer plug retaining
	901781	1	SCREW, machine, fil-hd., #10-32NF x 1/2"



ENGINE AIR HEATER

ENGINE AIR HEATER

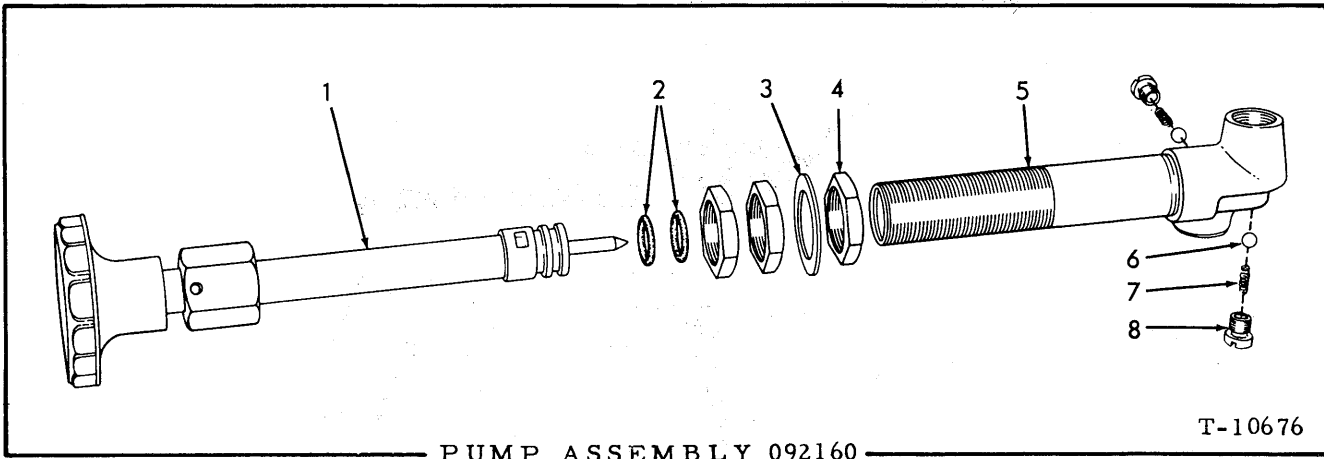
USAGE: Special equipment. Not for units equipped with Engine Primer.

ITEM	PART NO.	QTY.	DESCRIPTION
1	633163	1	ELBOW, air intake (Replaces standard ELBOW 4386611)
2	631224	1	NOZZLE ASSEMBLY, spray (Includes item 3)
3	631225	1	STRAINER ASSEMBLY, spray nozzle (1 body and 1 screen)
4	630787	1	WASHER, spray nozzle
5	088038	1	BUSHING, spray nozzle
6	631566	1	GASKET, insulator
7	631226	1	INSULATOR PACKAGE (Includes terminal nut and item 6)
8	630828	1	NUT, insulator retaining
9	095860	1	CABLE, coil to insulator
10	631199	1	BRACKET, ignition coil mounting
	912226	2	SCREW, machine, fil-hd., 1/4"NC x 5/8"
	904204	2	LOCKWASHER, 1/4"
11	097026	1	COIL, ignition (Serviced only as a unit)
12	090682	1	BRACKET, resistor mounting
	912226	1	SCREW, machine, fil-hd., 1/4" x 5/8"
	904204	1	LOCKWASHER, 1/4"
13	631198	1	WASHER, insulating
14	630830	1	RESISTOR
	915922	1	SCREW, machine, #8-32 x 2-1/4"
	915923	1	LOCKWASHER, external teeth, #8
	907154	1	NUT, #8-32
15	630827	1	SCREW ASSEMBLY, electrode (1 screw and 1 electrode)
	904204	1	LOCKWASHER, 1/4"
16	644883	2	CLIP, supporting, tube and cable (3/16" diam., 17/32" bolt-hole)
17	639313	3	CLIP, supporting, tube and cable (3/16" diam., 13/32" bolt-slot)
18	644758	1	CLIP, tube supporting (3/16" diam., 9/32" bolt-hole)
19	094665	1	TUBE ASSEMBLY, pump to nozzle (Includes nuts)
	919204	1	ELBOW, flare type, 3/16" tube, 1/8"NPT male
	919244	1	CONNECTOR, flare type, 3/16" tube, 1/8"NPT male
20	094642	1	VALVE ASSEMBLY, check (Consists of item 21 thru 26)
21	094890	1	BODY, check valve
22	048603	1	SPRING, check valve
23	048608	1	PLUNGER, check valve
24	048606	1	DISC, check valve
25	630713	1	WASHER, check valve

(Continued)

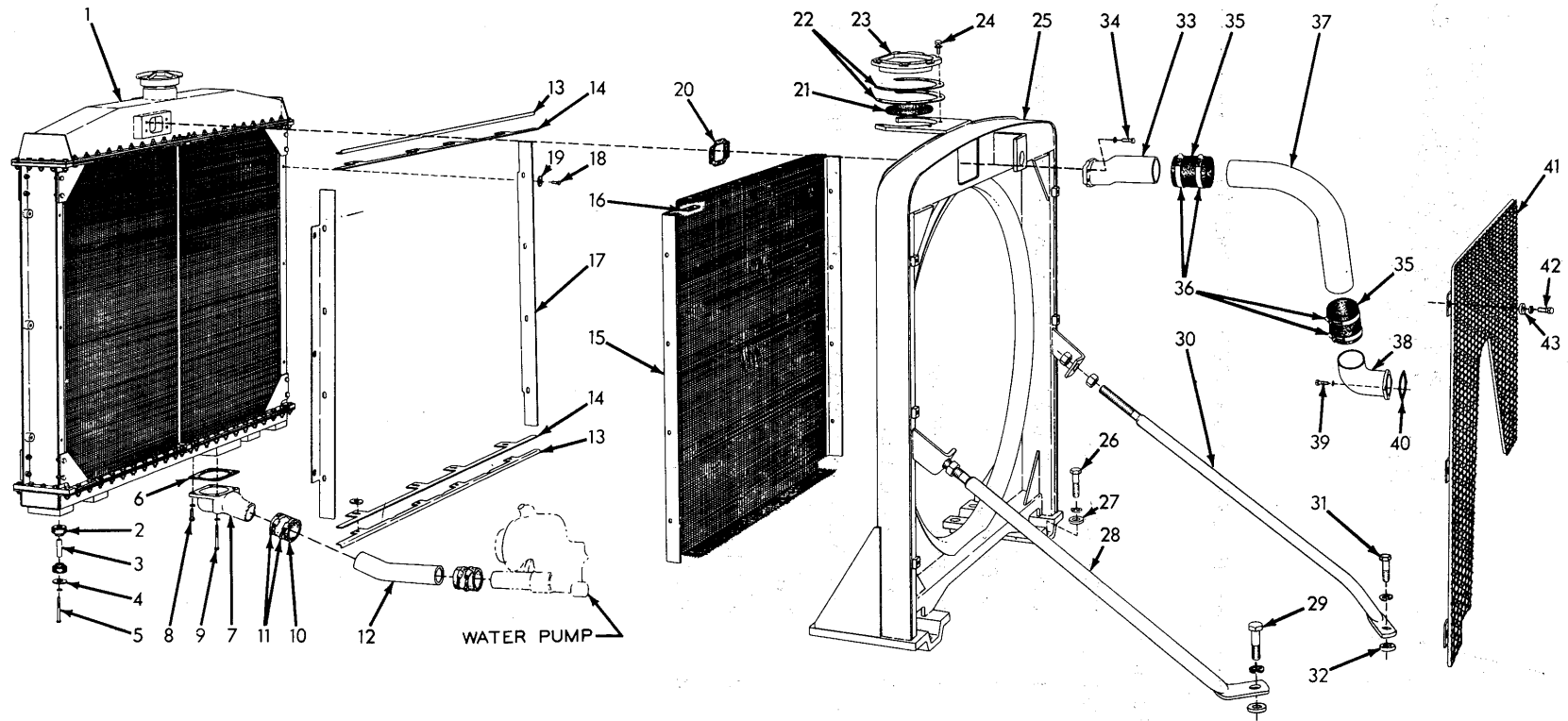
ENGINE AIR HEATER (Continued)

ITEM	PART NO.	QTY.	DESCRIPTION
26	092793	1	CONNECTOR, check valve
27	092160 915399	1 1	PUMP ASSEMBLY, (See page 77 for parts) ELBOW, street, 90°, brass, 1/8"NPT
28	097207 919171	1 2	HOSE ASSEMBLY, fuel filter to pump (See page 6 for parts) CONNECTOR, flare type, 1/4" tube, 1/8"NPT male
29	644006	1	CLIP, hose supporting
30	067177	1	CABLE, switch to coil



USAGE: See pages 72 and 75

ITEM	PART NO.	QTY.	DESCRIPTION
1	-----	1	PISTON ASSEMBLY (Not serviced separately)
2	923560	2	O-RING, plunger
3	066873	1	WASHER, mounting
4	066872	3	NUT, mounting
5	-----	1	BARREL ASSEMBLY (Not serviced separately)
6	066876	2	BALL, check valve (5/32" diam.)
7	066875	2	SPRING, check valve
8	066874	2	RETAINER, check valve



RADIATOR AND MOUNTING

RADIATOR AND MOUNTING

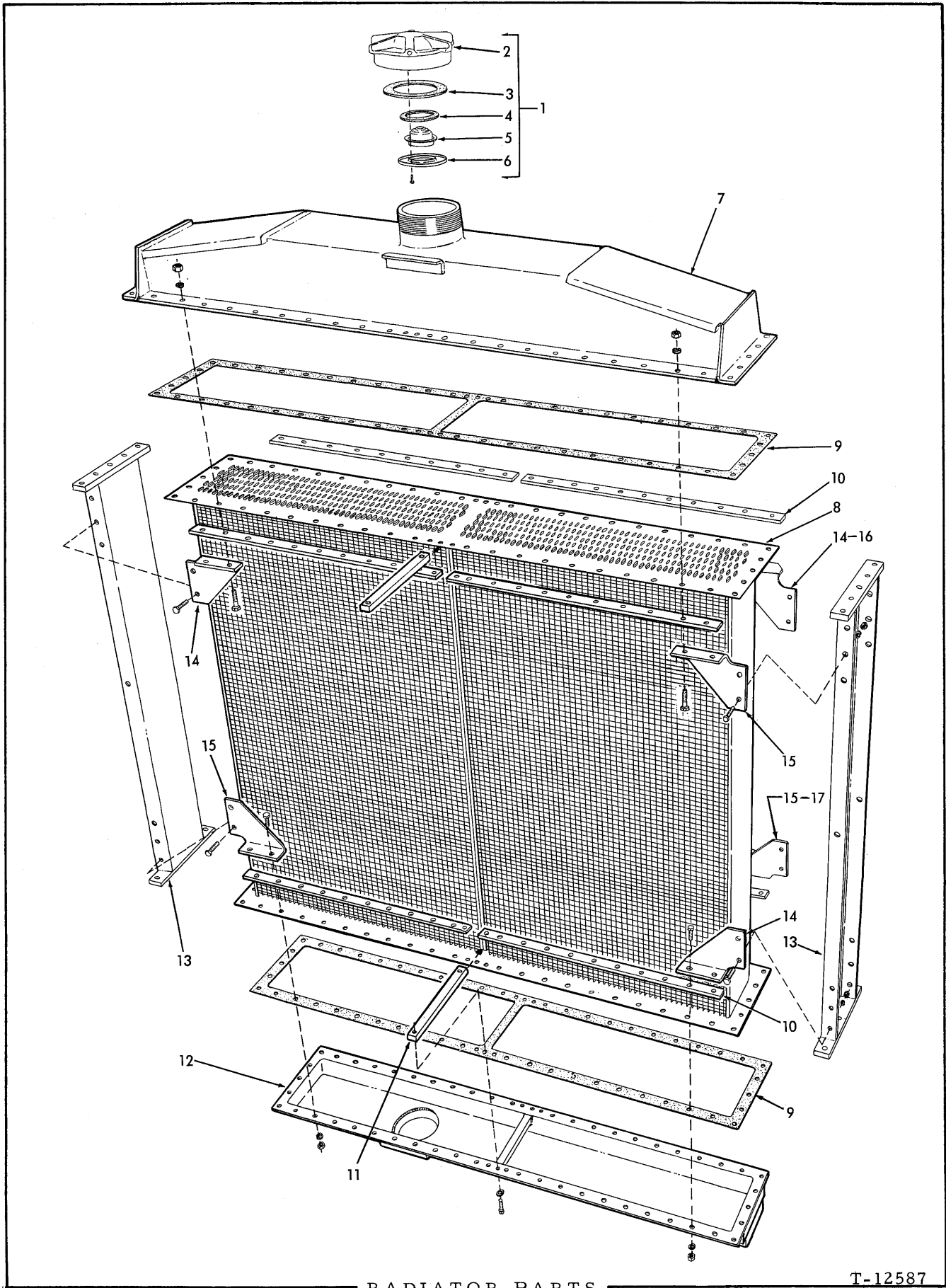
ITEM	PART NO.	QTY.	DESCRIPTION
1	081729	1	RADIATOR ASSEMBLY (See page 82 for parts)(Standard)
	632654	1	RADIATOR ASSEMBLY (See page 82 for parts)(Special. Has armored tubes at rear of core to resist sand-blasting by push type fan)
2	061671	14	SNUBBER, vibration, radiator mounting
3	061655	6	TUBE, spacing, vibration snubber
4	061656	6	WASHER, vibration snubber
5	058936	6	CAPSCREW, radiator mounting
	904206	6	LOCKWASHER, 3/8"
6	081627	1	GASKET, outlet elbow
7	633790	1	ELBOW, radiator outlet
8	013058	2	CAPSCREW, 3/8"NC x 1-1/4"
9	056320	2	CAPSCREW, 3/8"NC x 3"
	904206	4	LOCKWASHER, 3/8"
10	073539	2	HOSE, inlet tube
11	921914	4	CLAMP, hose, 2-5/16" to 3-1/4"
12	633792	1	TUBE, engine inlet
13	083499	2	BAFFLE, air, radiator top and bottom (angle type)
14	083458	2	BAFFLE, air, radiator top and bottom (flat type)(For standard radiator)
	642632	2	BAFFLE, air, radiator top and bottom (flat type)(For special radiator with armored core)
	910335	8	WASHER, plain, SAE std., 5/16"
15	083647	1	SCREEN, radiator (Special equipment. Mounts on rear of radiator. Not used with suction-type fan)
	043646	8	CAPSCREW, 5/16"NF x 1-1/4"
	092665	8	WASHER, plain
	904205	8	LOCKWASHER, 5/16"
	913636	16	NUT, 5/16"NF
	083081	1	SCREEN, radiator (Special equipment. Mounts on front of radiator. Not used with push-type fan)
16	632047	8	WASHER, retaining (For 083647 SCREEN only)
17	081611	2	BAFFLE, air, radiator side
18	911168	6	CAPSCREW, 5/16"NF x 7/8"
	904205	6	LOCKWASHER, 5/16"
	913636	6	NUT, 5/16"NF
19	092665	6	WASHER, plain
20	081614	1	GASKET, radiator inlet
21	095575	1	RING, cushion
22	076685	2	SHIM, adjusting, support ring (1/32" thick. Use as required)
	076684	1	SHIM, adjusting, support ring (1/16" thick. Use as required)
23	099137	1	RING, radiator support
24	012992	6	CAPSCREW, 3/8"NF x 1-1/4"
	904206	6	LOCKWASHER, 3/8"

(Continued)

RADIATOR AND MOUNTING (Continued)

ITEM	PART NO.	QTY.	DESCRIPTION
25	090403	1	SUPPORT, radiator
26	012742	4	CAPSCREW, 3/4"NF x 2-1/4"
27	061689	4	WASHER, plain
28	639284	1	BRACE, radiator support, left
	911046	2	NUT, 7/8"NF
29	012742	1	CAPSCREW, 3/4"NF x 2-1/4"
	904369	1	LOCKWASHER, 3/4"
30	628958	1	BRACE, radiator support, right
	911046	2	NUT, 7/8"NF
31	012742	1	CAPSCREW, 3/4"NF x 2-1/4"
	904369	1	LOCKWASHER, 3/4"
32	060689	2	BOSS, spacing, radiator support brace
33	082608	1	INLET, radiator
34	035439	4	CAPSCREW, 3/8"NC x 1"
	904206	4	LOCKWASHER, 3/8"
35	067884	2	HOSE, inlet tube
36	921914	4	CLAMP, hose, 2-1/4" to 3-1/4" diam.
37	096031	1	TUBE, radiator inlet
38	092543	1	ELBOW, engine outlet
39	043886	2	CAPSCREW, 7/16"NC x 1"
	904207	2	LOCKWASHER, 7/16"
40	4310257	1	GASKET, outlet elbow
41	644960	1	GUARD, fan
42	036034	5	CAPSCREW, 3/8"NF x 1"
	904206	5	LOCKWASHER, 3/8"
43	044973	5	WASHER, plain

MEMO



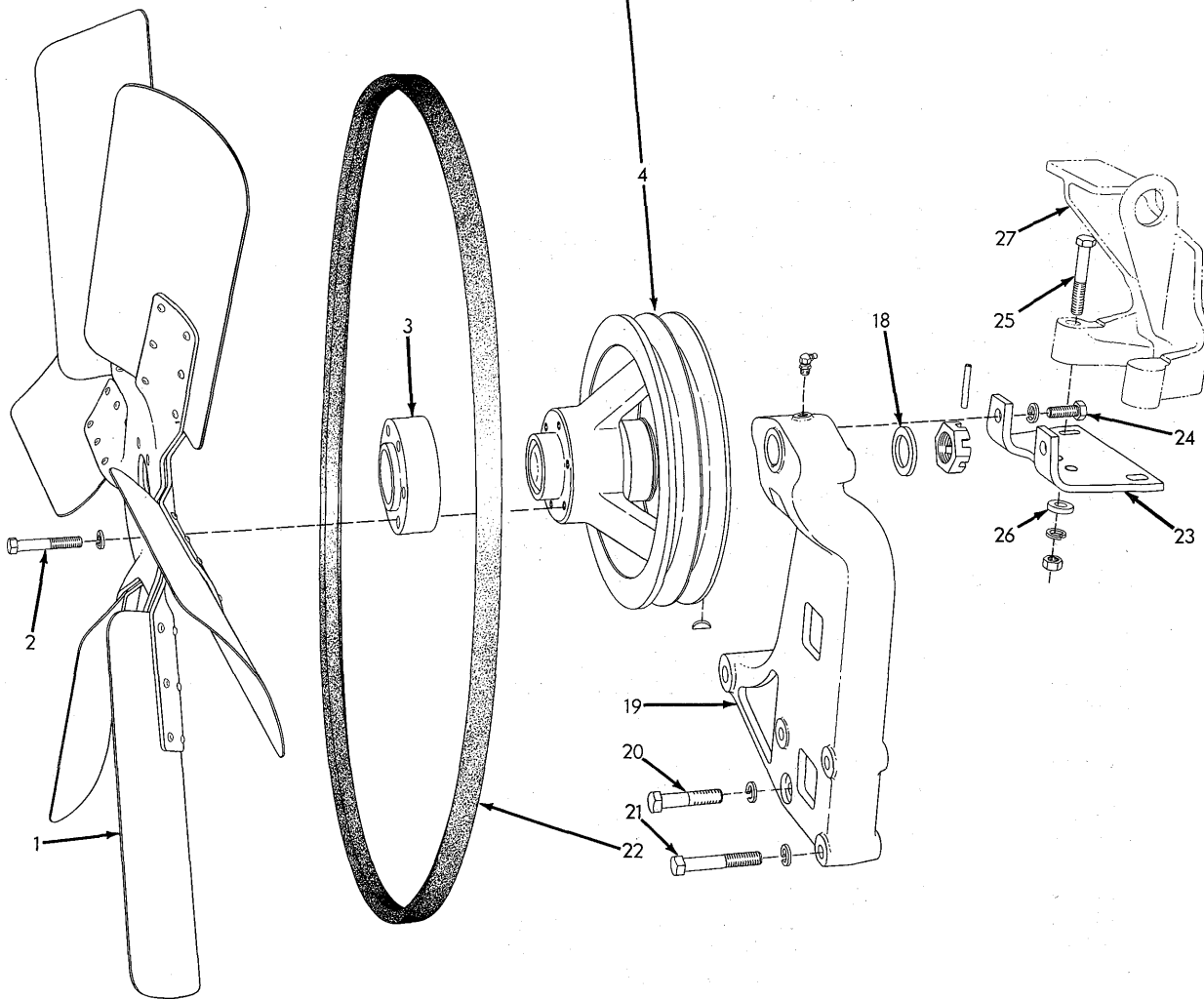
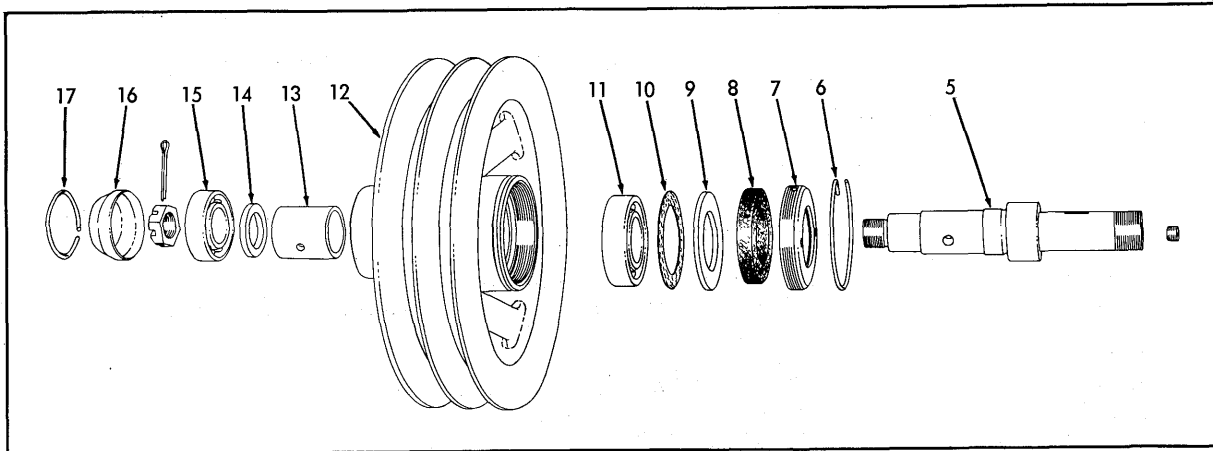
RADIATOR PARTS

T-12587

RADIATOR PARTS

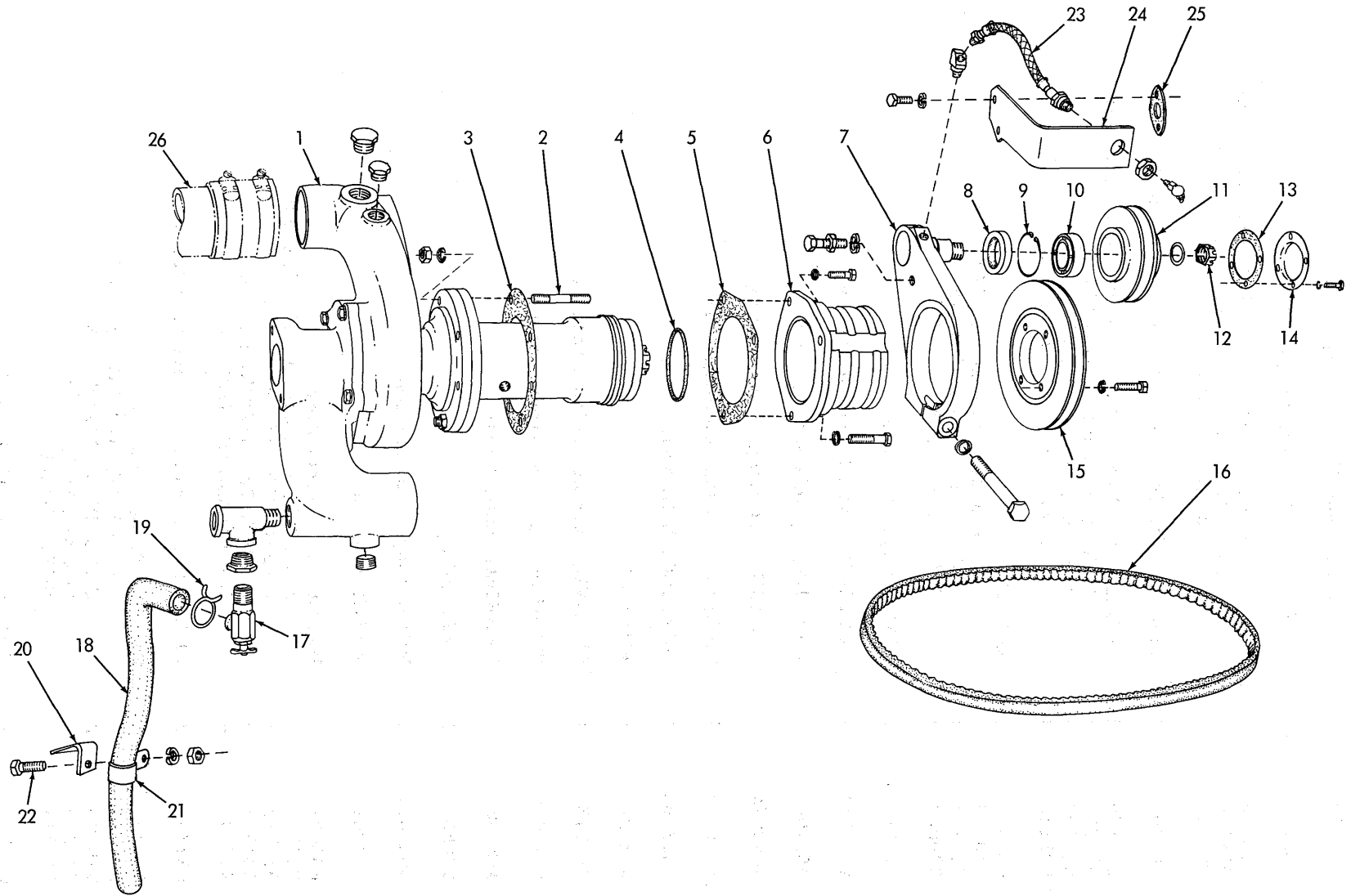
* 081729 RADIATOR ASSEMBLY } See page 79
 ** 632654 RADIATOR ASSEMBLY }

ITEM	PART NO.	QTY.	DESCRIPTION
1	058730	1 1	CAP ASSEMBLY, water cooling radiator (Consists of items 2 thru 6)
2	-----	1 1	CAP, radiator (Furnished only as part of item 1)
3	059242	1 1	GASKET, radiator cap
4	059244	1 1	GASKET, pressure valve
5	059245	1 1	VALVE, pressure
6	059243	1 1	RING, pressure valve retaining
	914782	3 3	SCREW, machine, rd-hd., brass, #5-40 x 3/8"
7	083067	1 1	TANK, top
	903773	54 54	CAPSCREW, 5/16"NC x 1-1/4"
	904205	54 54	LOCKWASHER, 5/16"
	911025	54 54	NUT, 5/16"NC
8	083071	1 -	CORE
	632647	- 1	CORE
9	083599	2 2	GASKET, core
10	083072	8 8	CLAMP, core flange
11	083065	2 2	CLAMP, core, center
	903772	4 4	CAPSCREW, 5/16"NC x 1"
	904205	4 4	LOCKWASHER, 5/16"
12	083068	1 1	TANK, bottom
	903773	54 54	CAPSCREW, 5/16"NC x 1-1/4"
	904205	54 54	LOCKWASHER, 5/16"
	911025	48 48	NUT, 5/16"NC
13	083073	2 2	SIDE
14	083069	4 4	GUSSET, corner
	903772	8 8	CAPSCREW, 5/16"NC x 1"
	904205	8 8	LOCKWASHER, 5/16"
	911025	8 8	NUT, 5/16"NC
15	083070	4 4	GUSSET, corner
	903772	8 8	CAPSCREW, 5/16"NC x 1"
	904205	8 8	LOCKWASHER, 5/16"
	911025	8 8	NUT, 5/16"NC
16	642254	- 2	GUSSET, corner
	903772	- 4	CAPSCREW, 5/16"NC x 1"
	904205	- 4	LOCKWASHER, 5/16"
	911025	- 4	NUT, 5/16"NC
17	642255	- 2	GUSSET, corner
	903772	- 4	CAPSCREW, 5/16"NC x 1"
	904205	- 4	LOCKWASHER, 5/16"
	911025	- 4	NUT, 5/16"NC



FAN

ITEM	PART NO.	QTY.	DESCRIPTION
1	078393	1	FAN (Push type)(Standard equipment)
	065777	1	FAN (Suction type)(Special equipment)
2	013058	6	CAPSCREW, 3/8"NC x 1-1/4" (For push fan)
	058936	6	CAPSCREW, 3/8"NC x 2-3/4" (For suction fan)
	904206	6	LOCKWASHER, 3/8"
3	083461	1	SPACER, fan (For use with suction fan only)
4	092175	1	PULLEY ASSEMBLY (Consists of items 5 thru 17)
	913798	1	NUT, jam, slotted, 1-1/4"NF
	915692	1	PIN, roll, 1/4" x 1-7/8"
	905122	1	KEY, #7 woodruff, 1/8" x 1-3/4"
5	082829	1	SPINDLE
	910230	1	PLUG, pipe, slotted-hd., 1/8"NPT
	915943	1	NUT, jam, slotted, 3/4"NF
	900808	1	PIN, cotter, 1/8" x 1-1/2"
6	4371707	1	RING, snap, fan pulley
7	4041754	1	RETAINER, spindle sealing washer
8	052106	1	WASHER, spindle sealing (cork)
9	4640975	1	WASHER, retaining, rear bearing
10	4371710	1	GASKET, bearing retaining washer
11	4253863	1	BEARING, ball, rear
12	092122	1	PULLEY
13	051715	1	SLEEVE, spacing, spindle bearings
14	4640978	1	WASHER, spacing, front bearing
15	4253862	1	BEARING, ball, front
16	088561	1	CAP, pulley
17	4042081	1	RING, snap, cap retaining
18	067962	1	WASHER, plain
19	633632	1	BRACKET, fan mounting
	915274	1	FITTING, lubricating, 45°, 1/8"NPT
	035712	1	CAPSCREW, 1/2"NC x 2-1/4"
	041917	3	CAPSCREW, 1/2"NC x 3-1/4"
21	904208	4	LOCKWASHER, 1/2"
22	087347	2	BELT, fan (Furnished in matched pairs)
23	097256	1	BRACKET, fan bracing
	035061	2	CAPSCREW, 1/2"NC x 1-1/4"
	070403	2	CAPSCREW, 1/2"NF x 3"
	904208	4	LOCKWASHER, 1/2"
	911043	2	NUT, 1/2"NF
26	064531	2	WASHER, plain (1/4" thick)
27	-----	-	EYE, engine lifting (See CYLINDER HEAD)



WATER PUMP

WATER PUMP

ITEM	PART NO.	QTY.	DESCRIPTION
1	4387607	1	PUMP ASSEMBLY (See page 89 for parts)
	918887	1	PLUG, pipe, hex-socket, 3/8"NPT
	920333	1	PLUG, pipe, hex-hd., 3/8"NPT
	921073	1	PLUG, pipe, hex-hd., 1"NPT
2	4513810	5	STUD, attaching
	904206	5	LOCKWASHER, 3/8"
	910123	5	NUT, 3/8"NF
3	4376398	1	□GASKET, pump mounting
4	4253806	1	□O-RING, pump body
5	4361740	1	□GASKET, idler support
6	4386855	1	SUPPORT, belt tightening idler
	919224	1	CAPSCREW, 3/8"NC x 1-1/8"
	912069	2	CAPSCREW, 3/8"NC x 2-1/2"
	904206	3	LOCKWASHER, 3/8"
7	4388518	1	BRACKET, supporting, idler pulley
	915275	1	FITTING, lubricating, 65°, 1/8"NPT (Used prior to engine #21-05040)
	916320	1	CAPSCREW, 1/2"NC x 4" (For clamping)
	904208	1	LOCKWASHER, 1/2"
	916314	1	CAPSCREW, 1/2"NC x 2" (For adjusting)
	910510	1	NUT, jam, 1/2"NC
8	4254670	1	SEAL, oil, idler pulley
9	4254100	1	RING, snap, idler pulley
10	4255031	1	BEARING, ball, idler pulley
11	4387294	1	PULLEY, idler
12	917626	1	NUT, self-locking, 3/4"NF
	910819	1	WASHER, plain
13	4347752	1	GASKET, idler pulley cover
14	4347751	1	COVER, idler pulley
	915343	4	CAPSCREW, 1/4"NC x 5/8"
	904204	4	LOCKWASHER, 1/4"
15	4386824	1	PULLEY
	916225	4	CAPSCREW, 3/8"NF x 1"
	904206	4	LOCKWASHER, 3/8"
16	4386813	1	BELT, pump driving
17	089894	1	COCK, water drain
	914087	1	TEE, pipe, service, 1/2"NPT
	904271	1	BUSHING, pipe reducing, 1/2"NPT to 3/8"NPT
18	056222	1	HOSE, water drain
19	089107	1	CLAMP, hose, spring type, 15/16" diam.
20	096208	1	ANGLE, supporting, water drain hose

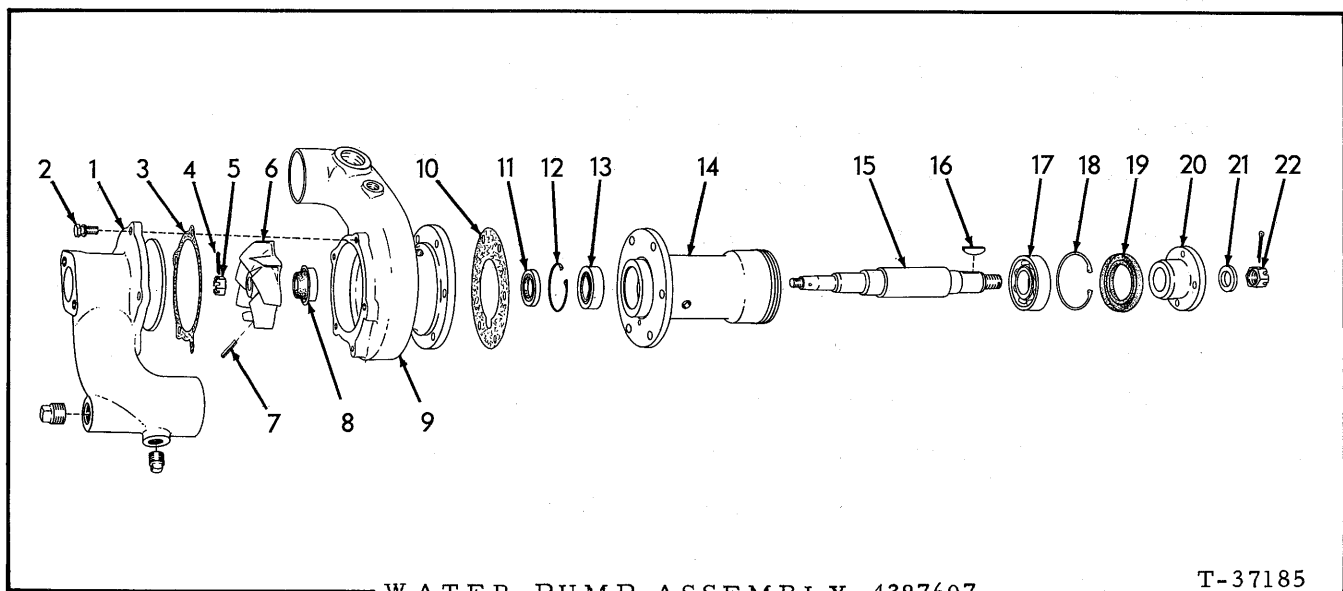
□ Also see PACKAGED PARTS

(Continued)

WATER PUMP (Continued)

ITEM	PART NO.	QTY.	DESCRIPTION
21	069657	1	CLIP, drain hose
22	035167	1	CAPSCREW, 3/8"NF x 7/8"
	904206	1	LOCKWASHER, 3/8"
	911041	1	NUT, 3/8"NF
23	605782	1	HOSE, lubricating (Effective with engine #21-05040)
	914464	1	ELBOW, adapting, 45°, 1/8"NPT male and female
	915275	1	FITTING, lubricating, 65°, 1/8"NPT
	903574	1	NUT, jam, 5/8"NC
24	4387993	1	BRACKET, lubricating hose (Effective with engine #21-05040)
	915408	2	CAPSCREW, 3/8"NC x 3/4"
	904206	2	LOCKWASHER, 3/8"
25	4371027	1	□ GASKET, lubricating hose bracket (Effective with engine #21-05040)
26	-----	1	HOSE (See WATER INLET MANIFOLD AND HEAT EXCHANGER)

□ Also see PACKAGED PARTS



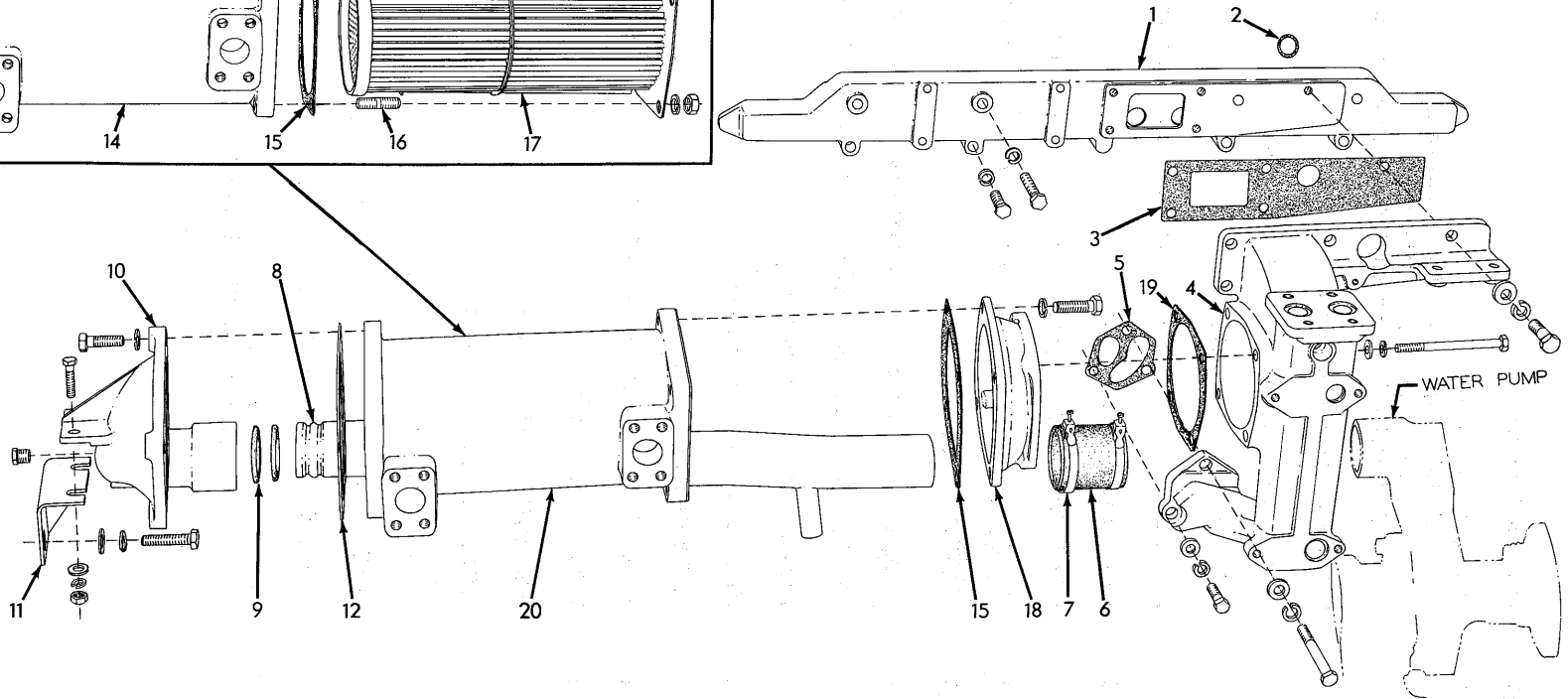
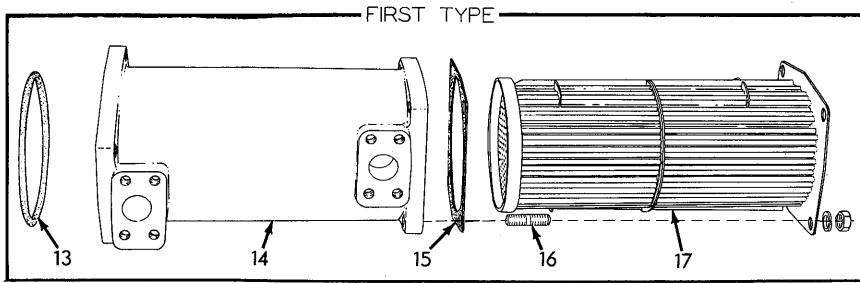
WATER PUMP ASSEMBLY 4387607

T-37185

WATER PUMP ASSEMBLY 4387607

USAGE: See page 87

ITEM	PART NO.	QTY.	DESCRIPTION
1	4375682	1	COVER, pump inlet
	-----	1	PLUG, pipe, 3/8"NPT (bottom)
	-----	1	PLUG, pipe, 1/2"NPT (rear)
2	4041092	4	CAPSCREW ASSEMBLY (Includes lockwasher)
3	4372421	1	GASKET, pump inlet cover
4	4041097	1	PIN, cotter, impeller retaining nut
5	4375686	1	NUT, impeller retaining
6	4389359	1	IMPELLER ASSEMBLY (Includes ceramic insert)
7	4375694	1	PIN, impeller retaining
8	4386862	1	SEAL ASSEMBLY (Serviced only as a unit)
9	4387609	1	BODY, pump (If for engines prior to #21-05010 also order PLUG 920131)
10	4387051	1	GASKET, pump body
11	4386927	1	SEAL, oil, rear end (1" shaft diam.) (Used prior to engine #21-05010)
	4387605	1	SEAL, oil, rear end (31/32" shaft diam) (Effective with engine #21-05010)
12	4254100	1	RING, snap, rear bearing
13	4255338	1	BEARING, roller (rear)
14	4387050	1	SLEEVE, extension
15	4387606	1	SHAFT (If for engines prior to #21-05010 also order SEAL 4387605)
16	4660677	1	KEY, pump shaft
17	4253871	1	BEARING, ball (front)
18	4253318	1	RING, snap, front bearing
19	4254948	1	SEAL, oil, front end
20	4386924	1	HUB, drive
21	4375691	1	WASHER, hub retaining
22	4052167	1	NUT, hub retaining
	900808	1	PIN, cotter, 1/8" x 1-1/2"



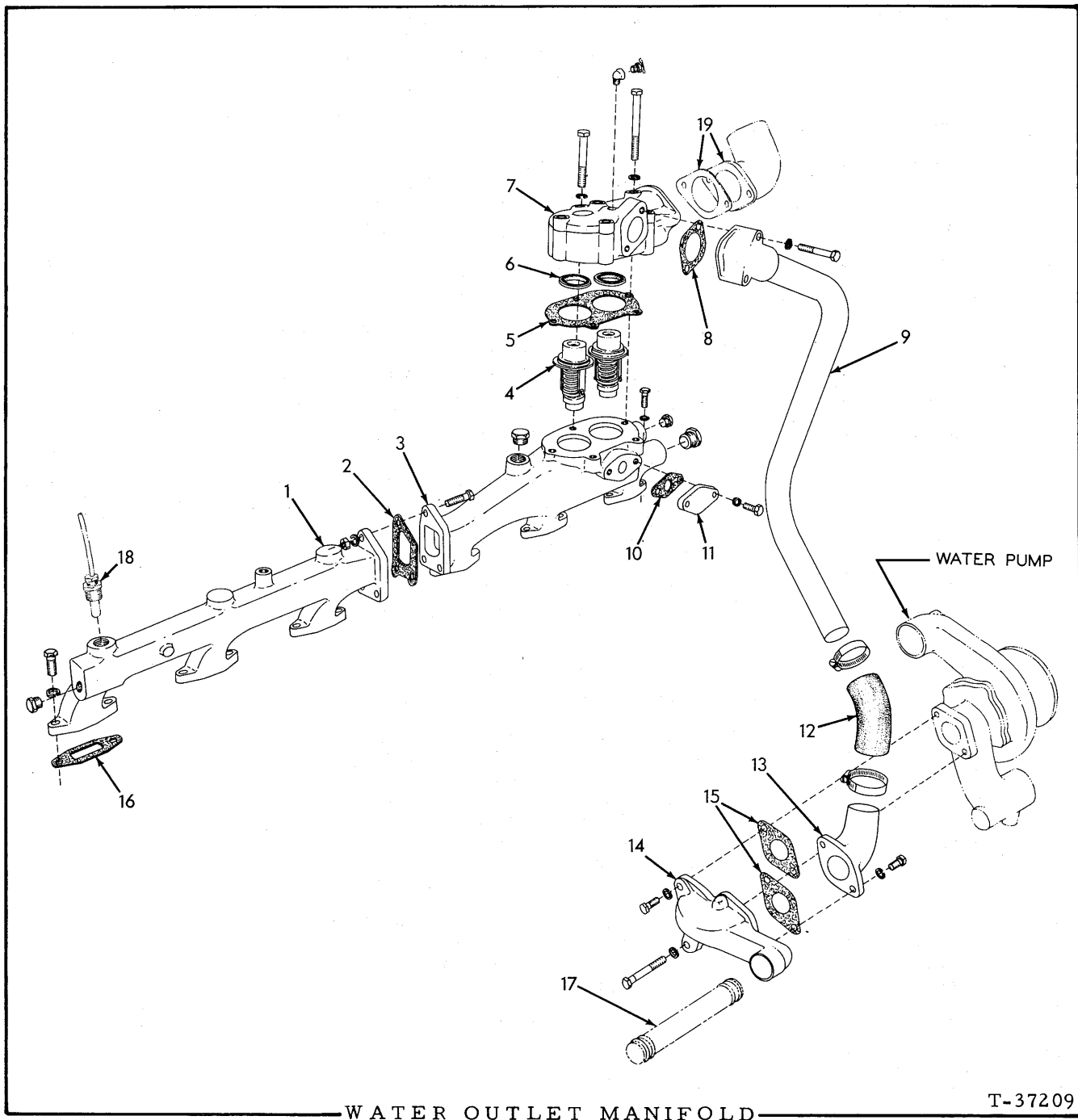
WATER INLET MANIFOLD AND HEAT EXCHANGER

WATER INLET MANIFOLD AND HEAT EXCHANGER

* Engines prior to serial No.
 ** Engines serial No. and up

ITEM	PART NO.	QTY.	* **	DESCRIPTION
1	4389289	1	1	MANIFOLD, water inlet
	919231	4	4	CAPSCREW, 1/2"NC x 1-7/8"
	916317	4	4	CAPSCREW, 1/2"NC x 2-3/4"
	904208	8	8	LOCKWASHER, 1/2"
2	923576	12	12	O-RING, water inlet manifold
3	4389291	1	1	GASKET, water and oil manifold
4	4377455	1	-	MANIFOLD ASSEMBLY, water and oil (Includes PLUGS 904224) (Used prior to engine #21-05752)
	904224	2	-	PLUG, pipe, ctsk-hd., 1"NPT
	4389062	1	1	MANIFOLD, water and oil (Effective with engine #21-05752)
	916311	5	5	CAPSCREW, 1/2"NC x 1-1/4"
	915987	2	2	CAPSCREW, 1/2"NC x 1-1/2"
	914399	1	-	CAPSCREW, 1/2"NC x 3-3/4" (Used prior to engine #21-05752)
	916320	1	1	CAPSCREW, 1/2"NC x 4" (Effective with engine #21-05752)
	904208	8	8	LOCKWASHER, 1/2"
	912333	8	8	WASHER, plain
5	4386495	1	1	GASKET, manifold to block
6	4378843	1	1	HOSE, heat exchanger to water pump
7	4253464	2	2	CLAMP, hose
8	4386957	1	1	TUBE, pump to bonnet
9	4254806	2	2	O-RING, bonnet tube
10	4386197	1	1	BONNET, heat exchanger
	915987	4	4	CAPSCREW, 1/2"NC x 1-1/2"
	904208	4	4	LOCKWASHER, 1/2"
	914847	2	2	CAPSCREW, 3/8"NC x 1-1/2"
	911115	2	2	WASHER, plain, SAE std, 3/8"
	904206	2	2	LOCKWASHER, 3/8"
	910206	2	2	NUT, 3/8"NC
	920333	1	1	PLUG, pipe, hex-hd., 3/8"NPT
11	4377248	1	1	BRACKET, supporting, heat exchanger
	922290	2	2	CAPSCREW, 1/2"NC x 2"
	910244	2	2	WASHER, plain, SAE std., 1/2"
	904208	2	2	LOCKWASHER, 1/2"
12	4386223	1	1	GASKET, heat exchanger bonnet
13	923605	1	-	O-RING, heat exchanger
14	4387259	1	-	HOUSING, heat exchanger
15	4386856	2	1	GASKET, heat exchanger to adaptor
16	4367187	4	-	STUD, heat exchanger housing
	910195	4	-	NUT, 1/2"NF
	904208	4	-	LOCKWASHER, 1/2"
17	4055445	1	-	TUBE-BUNDLE, heat exchanger
18	4386196	1	1	ADAPTOR, heat exchanger
	916322	4	4	CAPSCREW, 1/2"NC x 5"
	904208	4	4	LOCKWASHER, 1/2"
	916009	4	4	WASHER, plain
19	4371160	1	1	GASKET, heat exchanger adaptor
20	4389045	-	1	EXCHANGER, heat
	915987	-	4	CAPSCREW, 1/2"NC x 1-1/2"
	904208	-	4	LOCKWASHER, 1/2"

□Also see PACKAGED PARTS



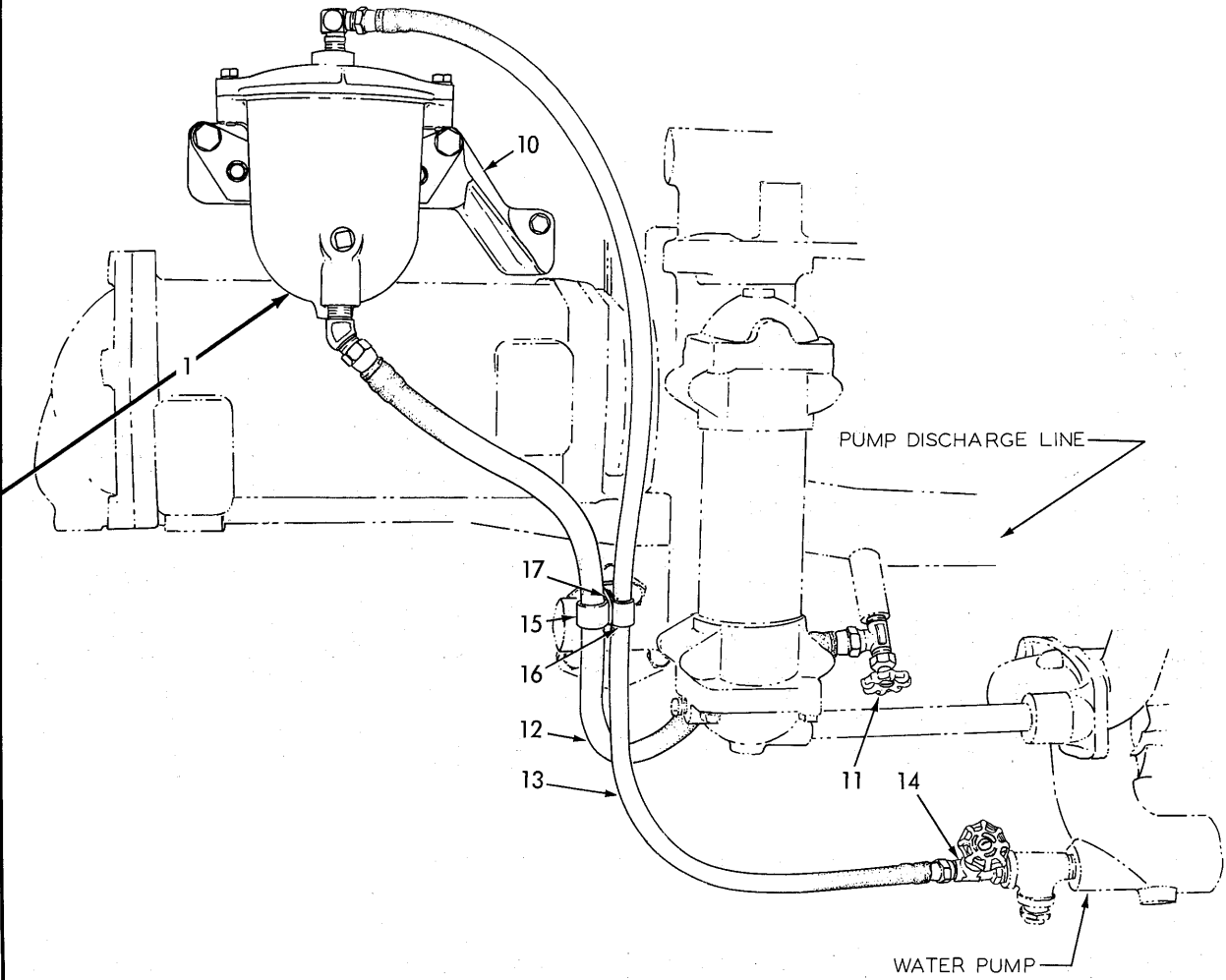
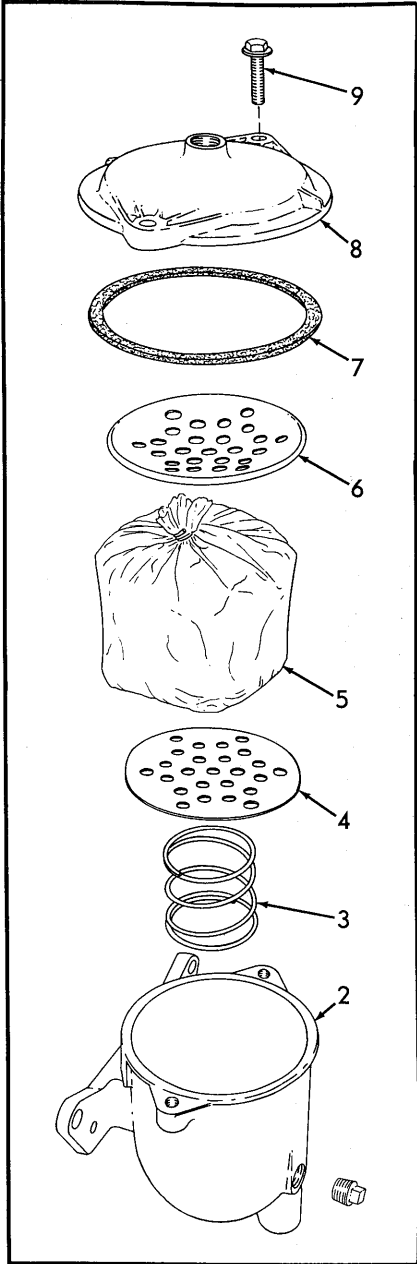
ITEM	PART NO.	QTY.	DESCRIPTION
1	4386827	1	MANIFOLD, rear
	920416	1	PLUG, pipe, hex-hd., 1/2"NPT
	919224	6	CAPSCREW, 3/8"NC x 1-1/8"
	919226	3	CAPSCREW, 3/8"NC x 1-5/8"
	904206	9	LOCKWASHER, 3/8"
	910324	3	NUT, 3/8"NC
2	4376527	1	□GASKET, manifold connecting
			□Also see PACKAGED PARTS

(Continued)

WATER OUTLET MANIFOLD (Continued)

ITEM	PART NO.	QTY.	DESCRIPTION
3	4388563	1	MANIFOLD, front
	919840	1	PLUG, pipe, hex-hd., 1/4"NPT
	920416	1	PLUG, pipe, hex-hd., 1/2"NPT
	920525	1	PLUG, pipe, hex-hd., 3/4"NPT
	919224	6	CAPSCREW, 3/8"NC x 1-1/8"
	904206	6	LOCKWASHER, 3/8"
4	4314562	2	THERMOSTAT
5	4376520	1	□GASKET, thermostat cover
6	4317554	2	SEAL, thermostat
7	4385938	1	COVER, ASSEMBLY, thermostat (Includes inserts and item 6)
	914588	1	ELBOW, street, brass, 90°, 1/4"NPT
	912415	1	COCK, T-handle, 1/4"NPT (For venting air)
	918395	4	CAPSCREW, 7/16"NC x 3-1/4"
	918740	1	CAPSCREW, 7/16"NC x 4"
	904207	5	LOCKWASHER, 7/16"
8	4386137	1	□GASKET, water by-pass tube
9	4386891	1	TUBE, water by-pass
	916274	2	CAPSCREW, 3/8"NC x 2-1/4"
	904206	2	LOCKWASHER, 3/8"
10	4362458	1	□GASKET, manifold cover
11	4313015	1	COVER, front manifold
	915408	2	CAPSCREW, 3/8"NC x 3/4"
	904206	2	LOCKWASHER, 3/8"
12	4386894	1	ELBOW, water by-pass tube (rubber)
	4255011	2	CLAMP, hose
13	4386881	1	ELBOW, water by-pass line
	916271	2	CAPSCREW, 3/8"NC x 1"
	904206	2	LOCKWASHER, 3/8"
14	4386779	1	FLANGE, water pump
	919224	1	CAPSCREW, 3/8"NC x 1-1/8"
	915990	1	CAPSCREW, 3/8"NC x 2-3/4"
	904206	2	LOCKWASHER, 3/8"
15	4378112	2	□GASKET, water pump flange
16	4376483	6	□GASKET, manifold to head
17	-----	-	TUBE, water (See OIL COOLER)
18	-----	-	GAUGE, temperature (See INSTRUMENTS)
19	-----	-	ELBOW AND GASKET (See RADIATOR AND MOUNTING)

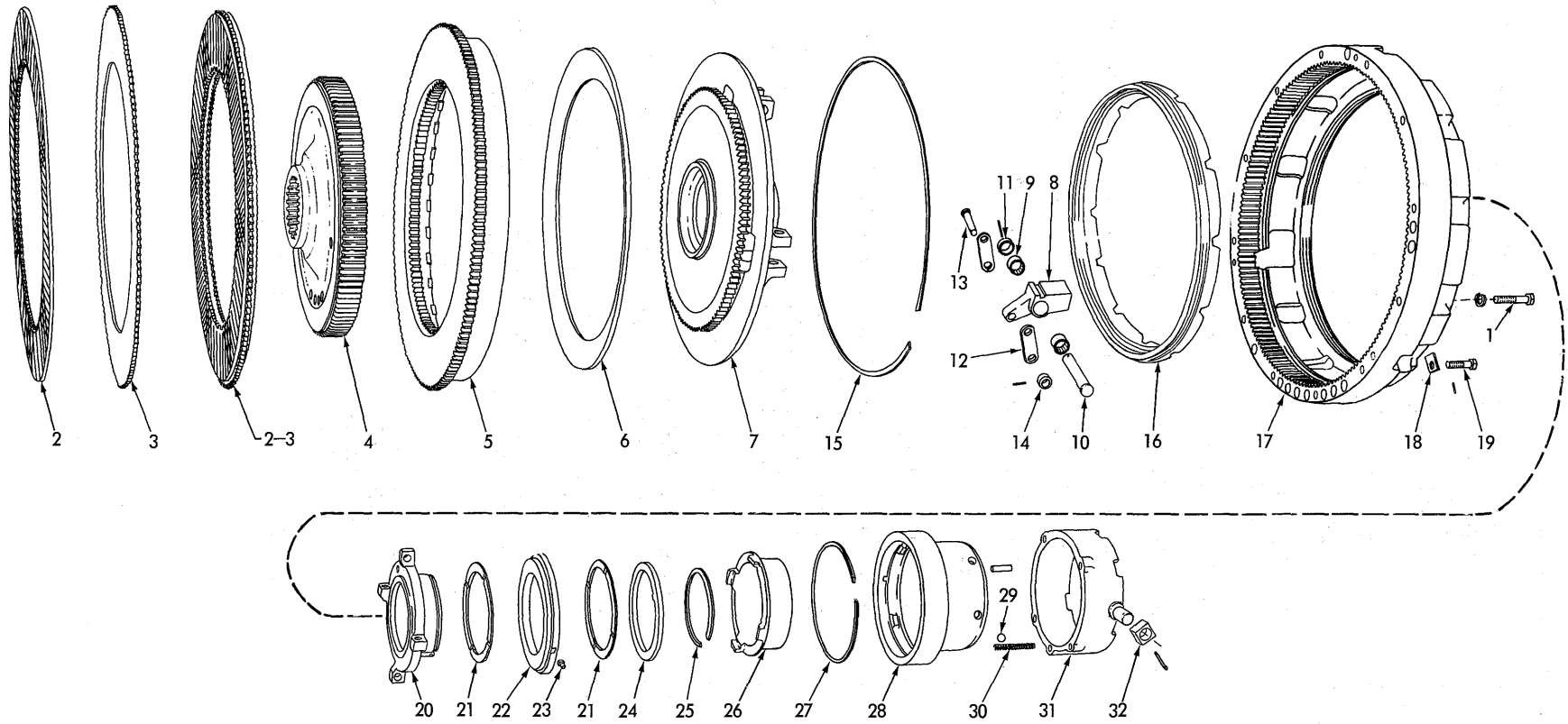
□Also see PACKAGED PARTS



COOLANT FILTER

COOLANT FILTER

ITEM	PART NO.	QTY.	DESCRIPTION
1	4387474	1	FILTER ASSEMBLY, water (Consists of items 2 thru 9. Has element for use with permanent anti-freeze)
	913717	2	CAPSCREW, 1/2"NC x 1"
	900818	2	WASHER, plain, U.S. std., 1/2"
	904208	2	LOCKWASHER, 1/2"
	914392	2	CAPSCREW, 5/16"NC x 1"
	901165	2	WASHER, plain, U.S. std., 5/16"
	904205	2	LOCKWASHER, 5/16"
2	4055031	1	BODY, filter
	920131	2	PLUG, pipe, 3/8"NPT
3	4054569	1	SPRING, filter element
4	4054568	1	PLATE, filter element, lower
5	4054567	1	ELEMENT, filter (Cannot be used with permanent anti-freeze)
	4055532	1	ELEMENT, filter (Can be used with permanent anti-freeze)
6	4055034	1	PLATE, filter element, upper
7	4054566	1	GASKET, filter cover
8	4055032	1	COVER, filter
9	4055033	2	BOLT ASSEMBLY, filter cover (Includes washer)
10	4386198	1	BRACKET, filter mounting
	919224	3	CAPSCREW, 3/8"NC x 1-1/8"
	904206	3	LOCKWASHER, 3/8"
11	4255171	1	VALVE, water shut-off (1/2" tube, 3/8"NPT male)
12	4386199	1	HOSE ASSEMBLY, water line to filter
	920690	1	ELBOW, flare type, 45°, 1/2" tube, 3/8"NPT male
13	4386200	1	HOSE ASSEMBLY, filter to water pump
	919136	1	ELBOW, 37°, flare type, 90°, 3/8" tube, 3/8"NPT male
14	4255170	1	VALVE, water shut-off (3/8" tube, 3/8"NPT male)
	901835	1	BUSHING, pipe reducing, brass, 1/2"NPT to 3/8"NPT
15	4254580	1	CLAMP, water inlet hose
16	4255010	1	CLAMP, water outlet hose
	916268	1	CAPSCREW, 3/8"NC x 5/8"
	904206	1	LOCKWASHER, 3/8"
	910324	1	NUT, 3/8"NC
17	4387807	1	BRACKET, clamp supporting

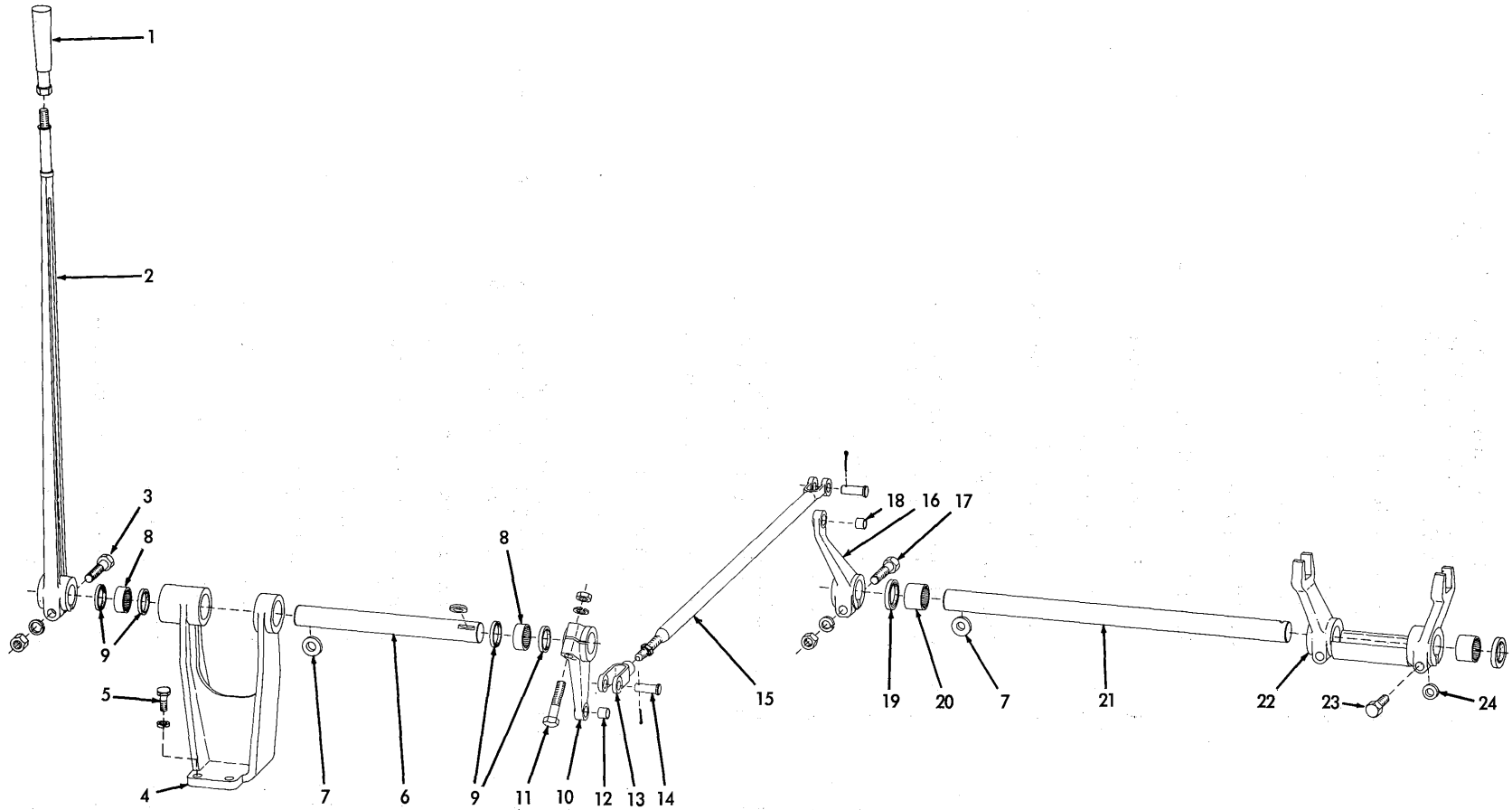


ENGINE CLUTCH

ENGINE CLUTCH

ITEM	PART NO.	QTY.	DESCRIPTION
-	630776	1	CLUTCH ASSEMBLY, engine (Consists of items 2 thru 32)
1	056721	12	CAPSCREW, 3/8"NC x 2-1/2"
	904206	12	LOCKWASHER, 3/8"
2	634345	3	PLATE, friction (bi-metallic)
3	634346	2	PLATE, friction (steel)
4	634343	1	HUB, clutch
5	634348	1	PLATE, pressure
6	634350	1	SPRING, belleville, pressure plate
7	634349	1	CARRIER, shifting sleeve
8	628227	4	LEVER, actuating
9	628228	8	BEARING, needle, actuating lever
10	628226	4	PIN, actuating lever
11	628233	4	COLLAR, actuating lever pin
	916202	4	PIN, roll, 1/8" x 7/8"
12	628225	8	LINK, connecting
13	628224	8	PIN, connecting link
14	094483	8	COLLAR, connecting link pin
	919180	8	PIN, roll, 1/8" x 5/8"
15	634351	1	RING, snap, pressure plate
16	634354	1	RING, adjusting
17	634341	1	COVER, clutch
18	628230	1	LOCK, adjusting ring
19	628229	1	CAPSCREW, drilled-end, 3/8"NC x 1-1/2"
	917735	1	PIN, roll, 3/32" x 9/16"
20	634356	1	SLEEVE, shifting
21	634339	2	BEARING, thrust, shifting ring
22	634355	1	RING, shifting
23	634342	1	PIN, shifting ring
24	634344	1	PLATE, thrust, shifting sleeve
25	641643	1	RING, snap, shifting sleeve
26	634347	1	PISTON, booster
27	634352	1	RING, snap, lock-out collar
28	634340	1	COLLAR, lock-out
	918390	1	PIN, roll, 3/8" x 1-1/4"

(Continued)



ENGINE CLUTCH CONTROL

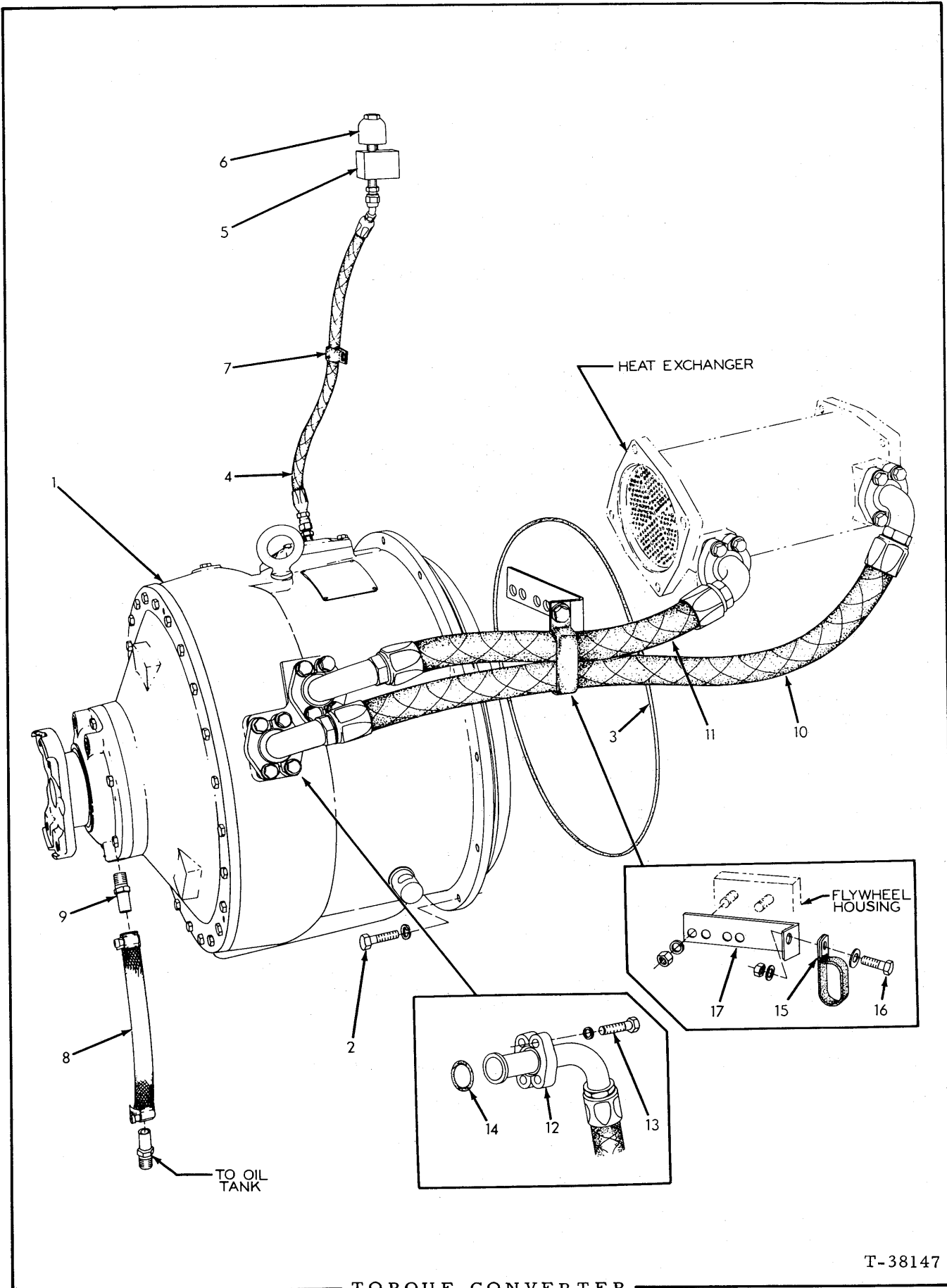
T-39327

ENGINE CLUTCH (Continued)

ITEM	PART NO.	QTY.	DESCRIPTION
29	905362	6	BALL, steel, 1/2" diam.
30	638887	4	SPRING, lock-out collar
31	622956	1	COLLAR, shifting
	900938	2	PIN, cotter, 3/16" x 1"
32	054459	2	BLOCK, shifting collar

ENGINE CLUTCH CONTROL

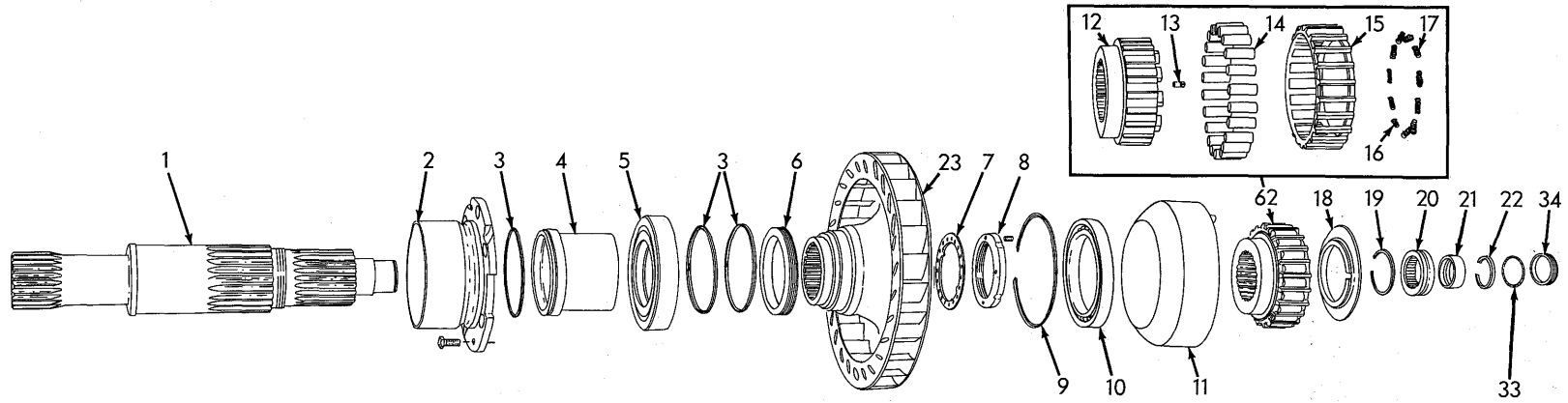
1	078620	1	GRIP, operating lever
2	633324	1	LEVER, operating lever
3	035278	1	CAPSCREW, 1/2"NF x 2-3/4"
	904208	1	LOCKWASHER, 1/2"
	911043	1	NUT, 1/2"NF
4	630232	1	BRACKET, operating lever shaft
5	614478	4	CAPSCREW, 1/2"NF x 1-3/8"
	904208	4	LOCKWASHER, 1/2"
6	052744	1	SHAFT, operating lever
7	052747	3	KEY, control levers
8	053244	2	BEARING, needle, operating lever shaft
9	053243	4	SEAL, dust, needle bearing
10	052745	1	LEVER ASSEMBLY, intermediate (Includes item 12)
11	035278	1	CAPSCREW, 1/2"NF x 2-3/4"
	904208	1	LOCKWASHER, 1/2"
	911043	1	NUT, 1/2"NF
12	049988	1	BUSHING, intermediate lever
13	068389	1	YOKE, control rod
14	049993	2	PIN, control rod yokes
	900805	2	PIN, cotter, 1/8" x 3/4"
15	631052	1	ROD, control
	911043	1	NUT, 1/2"NF
16	631525	1	LEVER ASSEMBLY, shifting fork shaft (Includes item 18)
17	035278	1	CAPSCREW, 1/2"NF x 2-3/4"
	904208	1	LOCKWASHER, 1/2"
	911043	1	NUT, 1/2"NF
18	049988	1	BUSHING, shifting fork shaft lever
19	632608	2	SEAL, shifting fork shaft
20	604435	2	BEARING, needle, shifting fork shaft
21	632617	1	SHAFT, shifting fork
22	632628	1	FORK, clutch shifting
23	035236	2	CAPSCREW, 1/2"NC x 1-3/4"
24	052747	2	KEY, clutch shifting fork



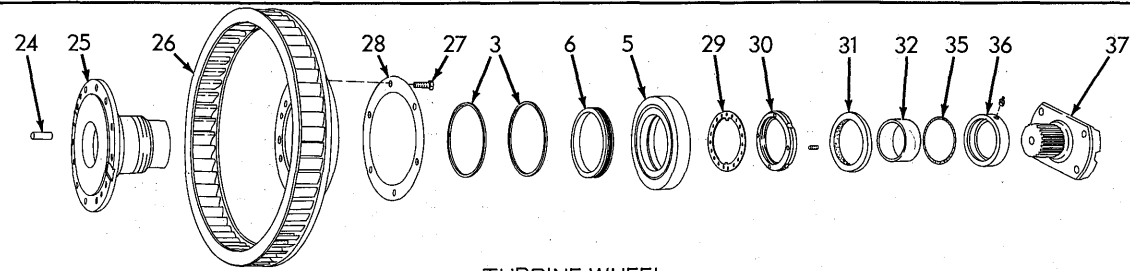
TORQUE CONVERTER

TORQUE CONVERTER

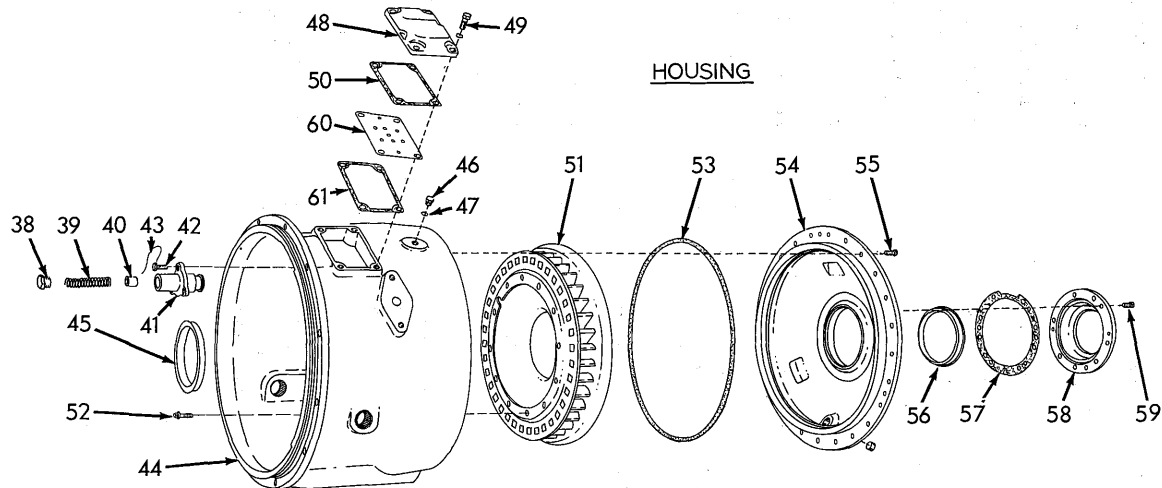
ITEM	PART NO.	QTY.	DESCRIPTION
1	630775	1	CONVERTER ASSEMBLY, torque (See page 103 for parts. Also includes engine clutch throwout mechanism)
2	{ 040011	11	CAPSCREW, 7/16"NC x 1-1/2"
	921510	1	CAPSCREW, Nylok, 7/16" x 1-1/4"
	904207	12	LOCKWASHER, 7/16"
3	621186	1	O-RING, converter to flywheel housing
4	638774	1	HOSE ASSEMBLY, breather (See page 6 for parts)
	919062	2	CONNECTOR, flare type, 3/8" tube, 1/4"NPT male
5	629721	1	BLOCK, breather
6	050748	1	BREATHER, torque converter
7	{ 637741	1	CLIP, breather hose (5/8" diam.)(Used prior to tractor #13738)
	621304	1	CLIP, breather hose (3/4" diam.)(Effective with tractor #13738)
8	631284	1	HOSE, seal drain
	921911	2	CLAMP, hose, 11/16" to 1-1/4" diam.
9	631288	2	ADAPTER, drain hose
10	631266	1	HOSE ASSEMBLY, oil discharge (See page 6 for parts)
11	631265	1	HOSE ASSEMBLY, oil return (See page 6 for parts)
12	921117	8	FLANGE, hose attaching (half only)
13	041250	16	CAPSCREW, 7/16"NC x 1-1/4"
	904207	16	LOCKWASHER, 7/16"
14	923664	4	O-RING, hose flange
15	{ 631289	1	CLIP, hose supporting (Used prior to tractor #13738)
	645093	1	CLIP, hose supporting (For crimp-type hose)(Effective with tractor #13738)
16	070467	1	CAPSCREW, 1/2"NF x 1"
	910244	1	WASHER, plain, SAE std., 1/2"
	904208	1	LOCKWASHER, 1/2"
	911043	1	NUT, 1/2"NF
17	631274	1	ANGLE, hose supporting
	904208	2	LOCKWASHER, 1/2"
	911035	2	NUT, jam, 1/2"NC



INPUT SHAFT AND IMPELLER WHEEL



TURBINE WHEEL



HOUSING

TORQUE CONVERTER ASSEMBLY 630775

USAGE: See page 101

ITEM	PART NO.	QTY.	DESCRIPTION
1	632634	1	SHAFT, input
2	632625 903775	1 7	SUPPORT, clutch shifting collar CAPSCREW, 3/8"NC x 7/8"
3	632610	5	RING, sealing (3/32" wide)(Used prior to converter #206771)
	640722	5	RING, sealing (1/8" wide)(Effective with converter #206771)
4	632622	1	CARRIER, front seal ring (3/32" groove)(Used prior to converter #206771)
	644403	1	CARRIER, front seal ring (1/8" groove)(Effective with converter #206771)
5	632583	2	BEARING, ball, input shaft and turbine wheel flange
6	632586	2	CARRIER, seal ring (3/32" grooves)(Used prior to converter #206771)
	640096	2	CARRIER, seal ring (1/8" grooves)(Effective with converter #206771)
7	632581	1	WASHER, locking, impeller retaining nut
8	632582 921401	1 1	NUT, impeller retaining SETSCREW, hex socket, half-dog-pt., 5/16"NC x 3/4"
9	632590	1	RING, snap, bearing retaining
10	632584	1	BEARING, ball, over-running clutch cam
11	632652	1	RACE, over-running clutch
12	-----	1	CAM, over-running clutch (Order item 62)
13	634342	1	PIN, driving, thrust washer (See item 62)
14	-----	22	ROLLER, over-running clutch
15	-----	1	CAGE, clutch rollers
16	-----	2	SPRING, cage, return
17	-----	9	SPRING, bumper
18	632606	1	WASHER, thrust
19	632588	1	RING, snap, bearing retaining
20	632591	1	ROLLER ASSEMBLY, input shaft rear bearing
21	632585	1	RACE, inner, input shaft rear bearing
22	632601	1	RING, snap, input shaft
23	632633	1	WHEEL, impeller
24	632600	6	PIN, dowel, over-running clutch race)

Order item 62

(Continued)

TORQUE CONVERTER ASSEMBLY 630775 (Continued)

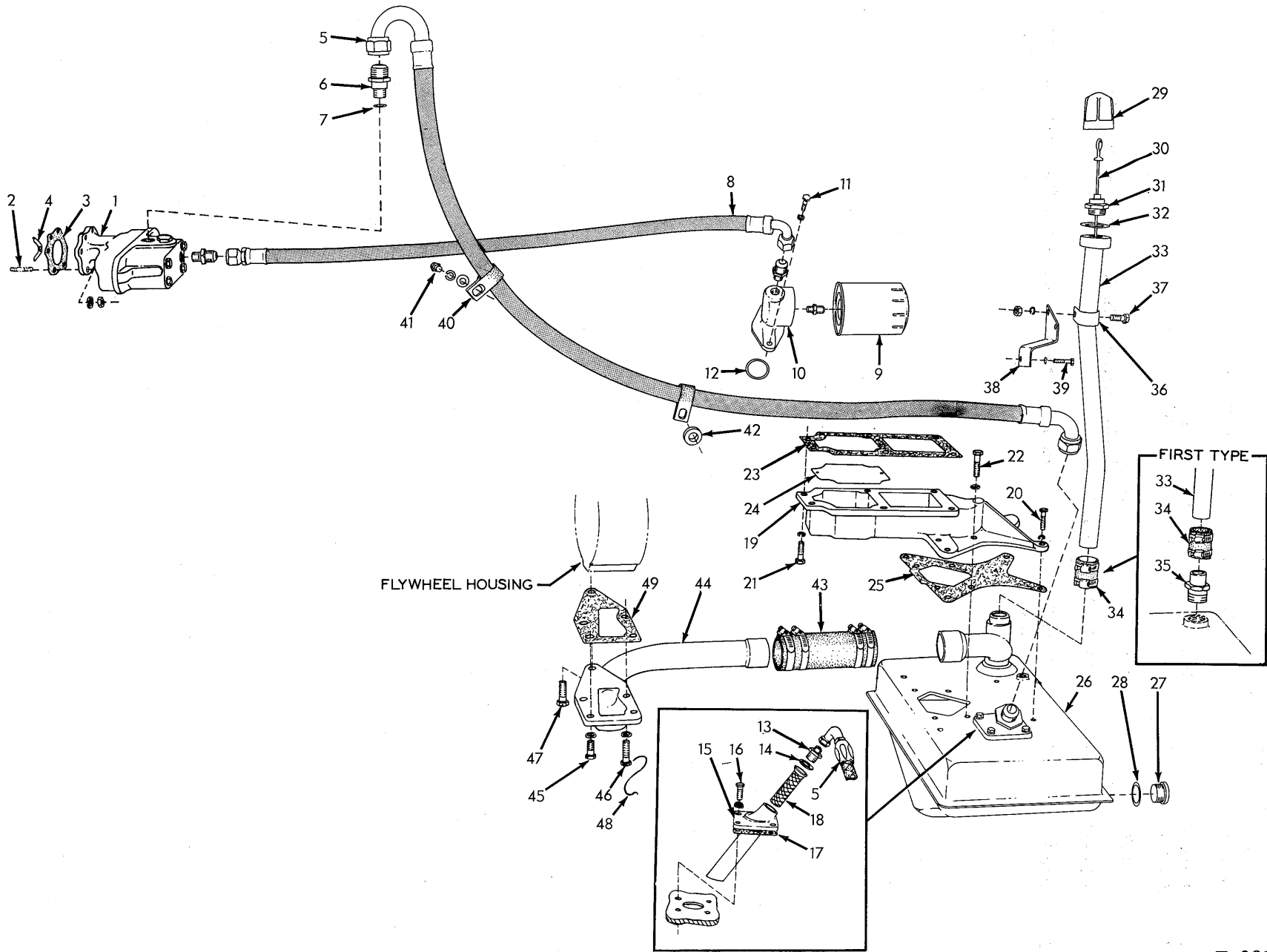
ITEM	PART NO.	QTY.	DESCRIPTION
25	632635	1	FLANGE, turbine wheel
26	632632	1	WHEEL, turbine
27	012992	6	CAPSCREW, 3/8"NF x 1-1/4"
28	632595	1	WASHER, dowel pin retaining
29	624816	1	WASHER, locking, bearing retaining nut
30	624815	1	NUT, bearing retaining
	921401	1	SETSCREW, hex-socket, half-dog-pt., 5/16"NC x 3/4"
31	632611	1	SEAL, oil, rear
32	632589	1	SLEEVE, wear, turbine wheel flange
33	923814	1	O-RING, turbine wheel flange
34	632620	1	CARRIER, o-ring
35	923585	1	O-RING, drive shaft yoke
36	632621	1	SLEEVE, drive shaft yoke
	914465	1	FITTING, lubricating, straight, 1/8"NPT
37	632631	1	YOKE ASSEMBLY, drive shaft (Includes item 36)
38	632605	1	PLUG, relief valve
39	632619	1	SPRING, relief valve
40	632609	1	PISTON, relief valve
41	632618	1	BODY, relief valve
42	069010	3	CAPSCREW, drilled-hd., 3/8"NC x 1"
43	023633	1	WIRE, locking, 1/16" x 12"
44	632607	1	HOUSING ASSEMBLY (Includes item 45)
45	632592	1	SLEEVE, wear, torque converter housing
46	632615	1	PLUG, hole
47	921884	1	O-RING, hole plug
48	628572	1	COVER, housing
49	035439	4	CAPSCREW, 3/8"NC x 1"
	904206	4	LOCKWASHER, 3/8"
50	628571	1	GASKET, housing cover
51	632624	1	WHEEL ASSEMBLY, guide (stationary)(Serviced only as a unit)
52	922851	11	SCREW, 12-pt. head, 3/8"NF x 7/8"
53	632587	1	GASKET, end plate
54	632623	1	PLATE ASSEMBLY, rear end (Includes item 56)
	909091	1	PLUG, pipe, hex-socket, 3/4"NPT
55	013058	24	CAPSCREW, 3/8"NC x 1-1/4"
56	632592	1	SLEEVE, wear, rear end plate

(Continued)

TORQUE CONVERTER ASSEMBLY 630775 (Continued)

ITEM	PART NO.	QTY.	DESCRIPTION
57	052168	1	GASKET, rear bearing retainer
58	632638	1	RETAINER, rear bearing
59	013058	6	CAPSCREW, 3/8"NC x 1-1/4"
60	630175	1	BAFFLE, oil
61	628571	1	GASKET, oil baffle
62	638352	1	CLUTCH KIT, over-running, torque converter (Consists of items 12 thru 17)

} Not included in Complete Assembly



TORQUE CONVERTER OIL SUPPLY

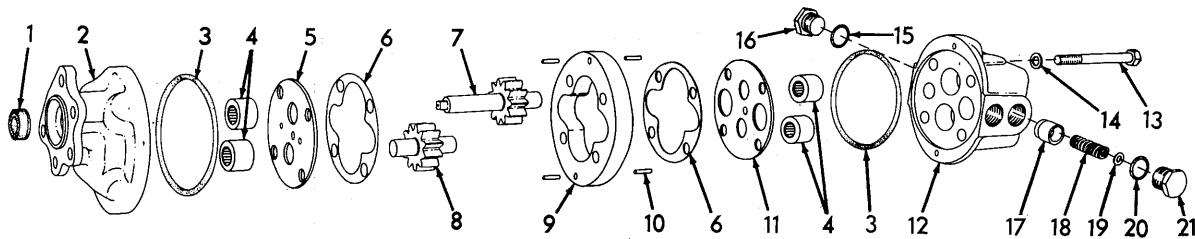
TORQUE CONVERTER OIL SUPPLY

ITEM	PART NO.	QTY.	DESCRIPTION
1	631155	1	PUMP ASSEMBLY, oil (See page 109 for parts)
2	-----	5	STUD (See ACCESSORY DRIVE)
	904206	5	LOCKWASHER, 3/8"
	911041	5	NUT, 3/8"NF
3	4386826	1	GASKET, oil pump
4	4377121	1	FORK, pump coupling
5	631378	1	HOSE ASSEMBLY, tank to pump (See page 6 for parts)
6	631375	1	ADAPTER, oil pump
7	923379	1	O-RING, hose adapter
8	631377	1	HOSE ASSEMBLY, pump to filter (See page 6 for parts)
	919615	1	CONNECTOR, flare type, 3/4" tube, 1/2"NPT male
	919342	1	CONNECTOR, flare type, 3/4" tube, 3/4"NPT male
9	4513411	1	FILTER ASSEMBLY, oil (Serviced only as a unit)
	919063	1	CONNECTOR, flare type, 1/2" tube, 3/8"NPT male
10	631268	1	HEAD, oil filter
11	041250	2	CAPSCREW, 7/16"NC x 1-1/8"
	904207	2	LOCKWASHER, 7/16"
12	619801	1	RING, sealing, filter head
13	631283	1	ADAPTER, oil tank cover
14	035249	1	GASKET, oil tank adapter
15	631271	1	COVER, oil tank
16	070960	4	CAPSCREW, 3/8"NC x 1-1/2"
	904206	4	LOCKWASHER, 3/8"
17	631287	1	GASKET, oil tank cover
18	621039	1	SCREEN, oil
19	631524	1	ELBOW, converter to oil tank
20	070960	4	CAPSCREW, 3/8"NC x 1-1/2"
	904206	4	LOCKWASHER, 3/8"
21	035190	6	CAPSCREW, 1/2"NC x 1-1/2"
22	035236	4	CAPSCREW, 1/2"NC x 1-3/4"
	904208	10	LOCKWASHER, 1/2"
23	642687	1	GASKET, converter to elbow
24	642686	1	BAFFLE, oil tank (Effective with tractor #13187)
25	631267	1	GASKET, elbow to oil tank
26	{ 634133	1	TANK, oil (Used prior to tractor #13187)
	{ 641485	1	TANK, oil (Effective with tractor #13187)
27	035250	1	PLUG, oil drain
28	035249	1	GASKET, oil drain plug

(Continued)

TORQUE CONVERTER OIL SUPPLY (Continued)

ITEM	PART NO.	QTY.	DESCRIPTION
29	034265	1	CAP, oil level gauge
30	631280	1	GAUGE, oil level
31	089814	1	PLUG, oil filler
32	034269	1	GASKET, oil filler plug
33	631277	1	TUBE, oil filler (Used prior to tractor #13187)
	642680	1	TUBE, oil filler (Effective with tractor #13187)
34	631285	1	HOSE, oil filler tube
	921912	2	CLAMP, 1-1/16" to 2" diam.
35	631286	1	ADAPTER, oil tank (Used prior to tractor #13187)
36	053096	1	CLIP, tube supporting
37	070469	1	CAPSCREW, 1/2"NF x 1-1/4"
	904208	1	LOCKWASHER, 1/2"
	911043	1	NUT, 1/2"NF
38	631684	1	BRACKET, tube supporting
39	070960	2	CAPSCREW, 3/8"NC x 1-1/2"
	904206	2	LOCKWASHER, 3/8"
40	095869	2	CLIP, hose supporting (1-1/4" diam.)(Used prior to tractor #13738)
	632547	2	CLIP, hose supporting (1-1/2" diam.)(Effective with tractor #13738)
41	070467	1	CAPSCREW, 1/2"NF x 1"
	904208	1	LOCKWASHER, 1/2"
	910244	1	WASHER, plain, SAE std., 1/2"
42	091553	1	SPACER, hose clip
43	641500	1	HOSE, oil return elbow (Effective with tractor #13187)
	921914	4	CLAMP, hose, 2-5/16" to 3-1/4" diam.
44	642685	1	ELBOW, oil tank to flywheel housing (Effective with tractor #13187)
45	035733	3	CAPSCREW, 1/2"NC x 1-3/8"
46	041481	1	CAPSCREW, drilled-hd., 1/2"NC x 2-1/4"
47	054069	1	CAPSCREW, drilled-hd., 1/2"NC x 2"
48	023633	1	WIRE, locking, 1/16" x 12"
	904208	4	LOCKWASHER, 1/2"
49	640636	1	GASKET, oil return elbow (Effective with tractor #13187)

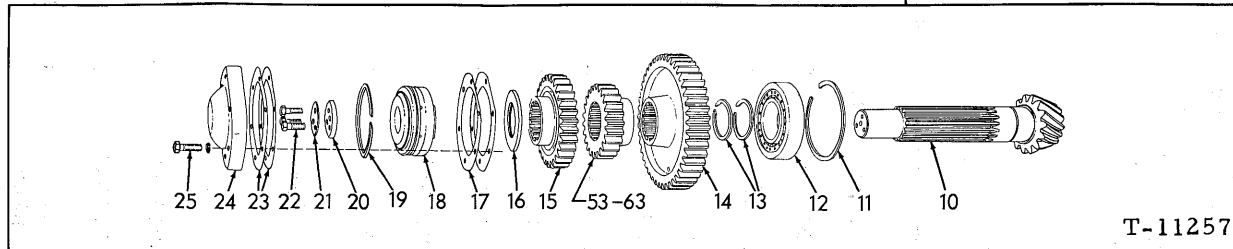
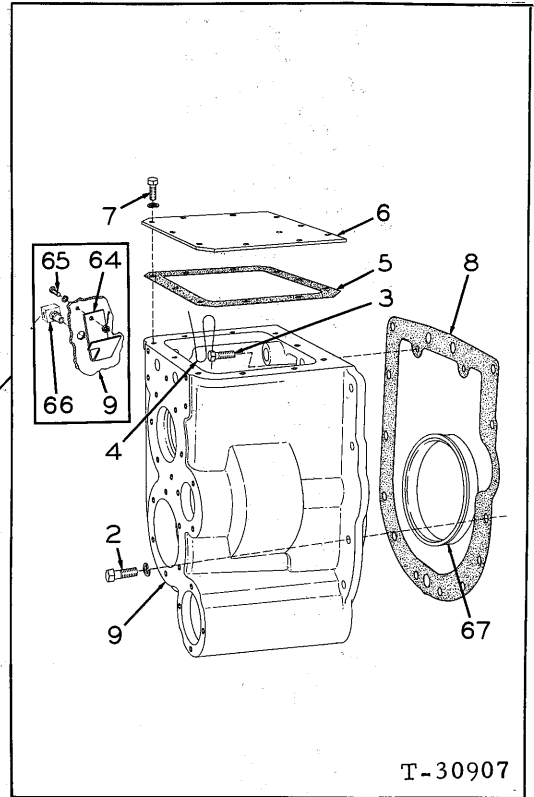
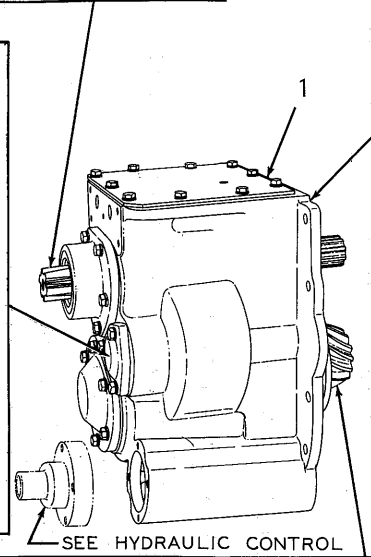
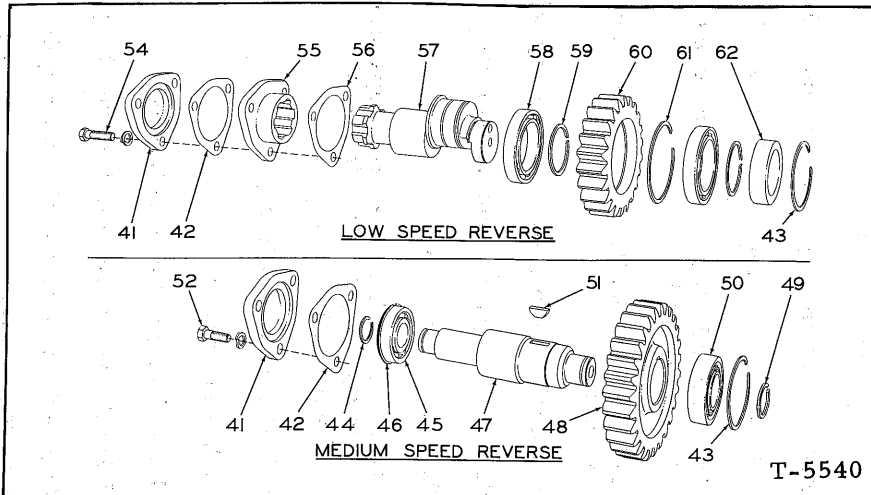
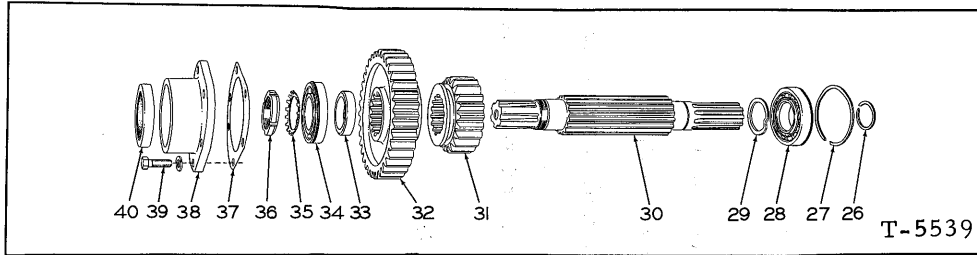


T-38150

OIL PUMP ASSEMBLY 631155

USAGE: See page 107

ITEM	PART NO.	QTY.	DESCRIPTION
1	646851	1	SEAL, pump shaft
2	-----	1	ADAPTER (Not serviced separately)
3	923587	2	O-RING, adapter
4	3015654	4	BEARING, needle
5	3015656	1	PLATE, wear, front
6	3015666	-	GASKET, shimming (.001" thick. Use as req'd)
	3015667	-	GASKET, shimming (.002" thick. Use as req'd)
7	634646	1	SHAFT ASSEMBLY, drive (Includes gear and snap rings. Serviced only as a unit)
8	634425	1	SHAFT ASSEMBLY, driven (Includes gear and rings. Serviced only as a unit)
9	-----	1	HOUSING, pump (Not serviced separately)
10	3015658	4	PIN, dowel, pump housing (hollow)
11	3015657	1	PLATE, wear, rear
12	-----	1	COVER, rear (Not serviced separately)
13	638868	4	CAPSCREW, 7/16"NF x 4"
14	078206	4	WASHER, plain
15	923574	1	O-RING, rear cover cap
16	634424	1	CAP, rear cover
17	3018397	1	PLUNGER, pressure relief valve
18	641567	1	SPRING, pressure relief valve plunger
19	634421	-	WASHER, shimming (Use as req'd)
20	923379	1	O-RING, pressure relief valve cap
21	634426	1	CAP, pressure relief valve



TRANSMISSION

TRANSMISSION

ITEM	PART NO.	QTY.	DESCRIPTION
1	632225	1	TRANSMISSION ASSEMBLY (Consists of items 2 thru 53 and 64 thru 66. Provides 6 MPH forward speed and medium reverse speed) (Standard equipment)
	632255	1	TRANSMISSION ASSEMBLY (Consists of items 2 thru 43 and 54 thru 66. Provides 6 MPH forward speed and low reverse speeds) (Optional equipment)
2	631795	10	CAPSCREW, Nylok, 5/8"NF x 1-3/4"
	045524	2	CAPSCREW, 5/8"NF x 4-1/2"
	904209	12	LOCKWASHER, 5/8"
3	070162	2	CAPSCREW, drilled-hd., 5/8"NF x 1-3/4"
4	023756	1	WIRE, locking, 1/16" x 26"
5	052598	1	□ GASKET, cover plate
6	632224	1	PLATE, cover
7	035220	10	CAPSCREW, 1/2"NC x 1-1/8"
	904208	10	LOCKWASHER, 1/2"
8	623177	1	□ GASKET, transmission to steering clutch housing
9	630877	1	CASE
10	091733	1	PINION AND SHAFT (12 teeth)
11	052375	1	RING, snap, pinion shaft rear bearing
12	082349	1	BEARING, roller, pinion shaft, rear
13	052132	2	RING, snap, pinion shaft
14	051828	1	GEAR, low speed, pinion shaft (44 teeth)
15	099894	1	GEAR, high speed, pinion shaft (34 teeth)
16	082222	1	WASHER, thrust
17	052515	3	SHIM, pinion adjustment (.005" thick. Use as req'd)
	052219	4	SHIM, pinion adjustment (.010" thick. Use as req'd)
18	082343	1	BEARING, roller, pinion shaft front
19	048705	1	RING, snap, pinion shaft front bearing
20	052243	1	WASHER, end, pinion shaft
21	052244	1	WASHER, locking
22	035018	3	CAPSCREW, 1/2"NF x 1-1/2"
23	052216	1	SHIM, pinion shaft adjustment (.005" thick. Use as req'd)
	053012	2	SHIM, pinion shaft adjustment (.007" thick. Use as req'd)
24	082186	1	RETAINER, pinion shaft front bearing
25	035712	6	CAPSCREW, 1/2"NC x 2-1/4"
	904208	6	LOCKWASHER, 1/2"
26	049899	1	RING, snap, top shaft
27	048704	1	RING, snap, top shaft rear bearing
28	052057	1	BEARING, roller, top shaft, rear

□ Also see PACKAGED PARTS
(Continued)

TRANSMISSION (Continued)

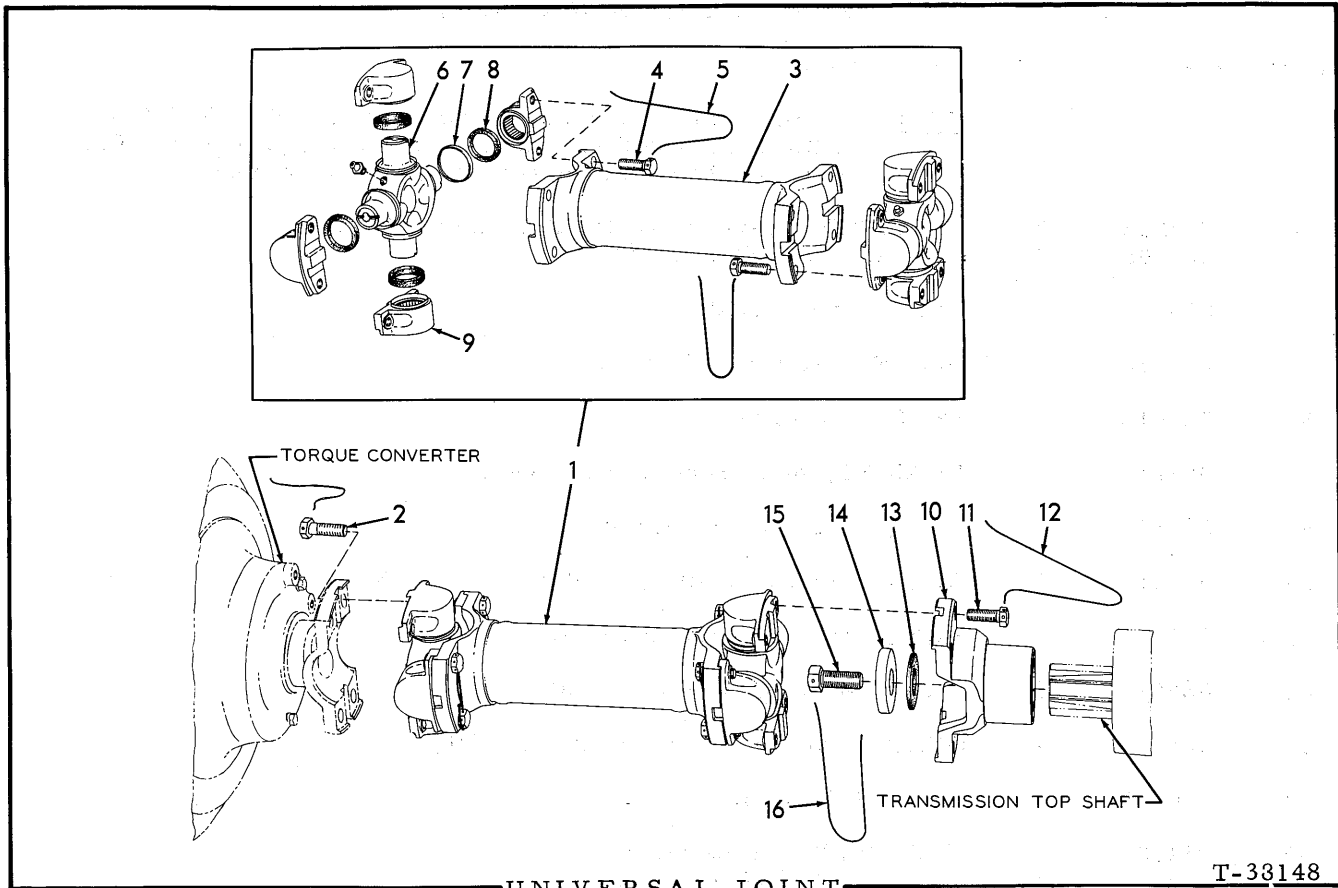
ITEM	PART NO.	QTY.	DESCRIPTION
29	064850	1	WASHER, spacing, top shaft rear bearing (grooved)
30	065339	1	SHAFT, top
31	051985	1	PINION, low speed and reverse, top shaft (21 teeth)
32	099895	1	GEAR, high speed, top shaft (31 teeth)
33	052084	1	SPACER, top shaft front bearing
34	082211	1	BEARING, ball, top shaft, front (Includes snap ring)
35	630028	1	WASHER, locking, top shaft nut
36	204980	1	NUT, top shaft
37	052475	1	□ GASKET, top shaft front bearing retainer
38	623527	1	RETAINER ASSEMBLY, top shaft front bearing (Includes PLUG 901651)
	901651	1	PLUG, pipe, 1/8"NPT
39	035190	6	CAPSCREW, 1/2"NC x 1-1/2"
	904208	6	LOCKWASHER, 1/2"
40	628940	1	SEAL, oil, top shaft, front
41	052449	1	RETAINER, reverse shaft front bearing
42	052476	1	□ GASKET, reverse shaft front bearing retainer
43	052374	1	RING, snap, reverse shaft rear bearing
<u>NOTE:</u> Items 44 thru 53 comprise the MEDIUM SPEED REVERSE ARRANGEMENT used on standard tractors			
44	052224	1	RING, snap, reverse shaft, front
45	097088	1	BEARING, ball, reverse shaft, front
46	049526	1	RING, snap, bearing retaining
47	078043	1	SHAFT, reverse
48	051773	1	GEAR, reverse shaft (27 teeth)
49	052225	1	RING, snap, reverse shaft, rear
50	052049	1	BEARING, roller, reverse shaft rear
51	049149	1	KEY, reverse gear (woodruff, 5/16" x 1-1/8")
52	035190	3	CAPSCREW, reverse shaft front bearing retainer (1-1/2" long)
	904208	3	LOCKWASHER, 1/2"
53	052051	1	GEAR, reverse, pinion shaft (23 teeth)
□ Also see PACKAGED PARTS			

(Continued)

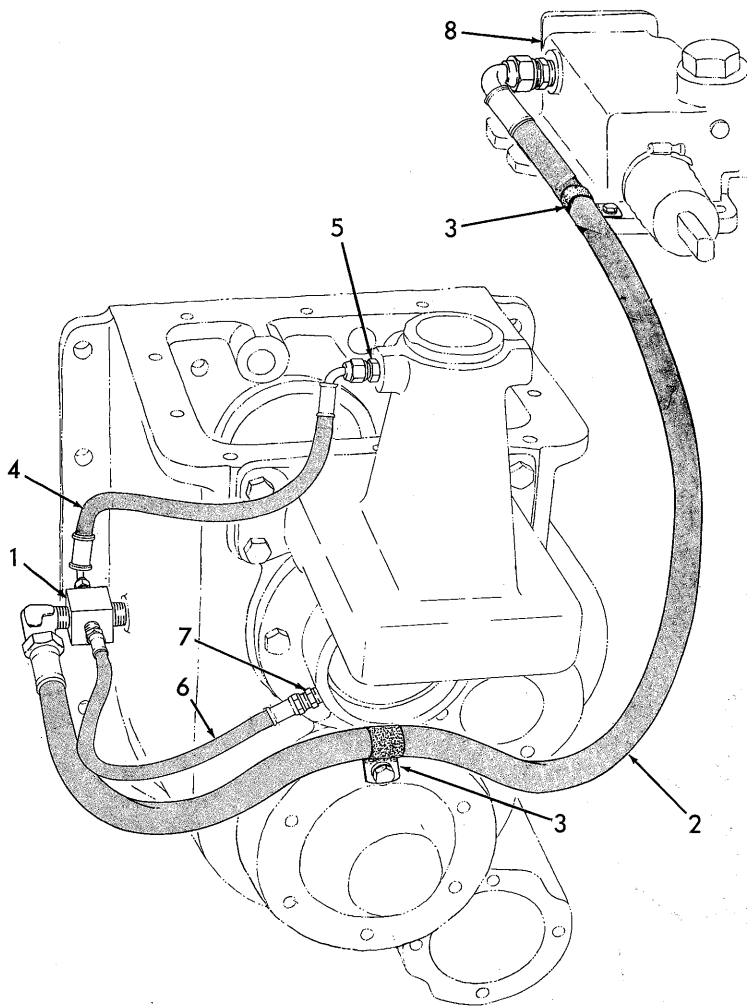
TRANSMISSION (Continued)

ITEM	PART NO.	QTY.	DESCRIPTION
			<u>NOTE:</u> Items 54 thru 63 comprise the LOW SPEED REVERSE ARRANGEMENT furnished as optional equipment. For conversion of tractors in the field, order item 68
54	921556	3	CAPSCREW, reverse shaft hub retaining (2" long)
	904208	3	LOCKWASHER, 1/2"
55	065517	1	HUB, reverse shaft
56	052476	1	□ GASKET, reverse shaft hub
57	065516	1	SHAFT, reverse
58	057773	2	BEARING, ball, reverse shaft gear
59	065512	2	RING, snap, reverse shaft
60	065518	1	GEAR, reverse shaft (22 teeth)
61	065513	1	RING, snap, reverse shaft gear
62	065514	1	RING, adapting, reverse shaft
63	065519	1	GEAR, reverse, pinion shaft (31 teeth)
64	630915	1	DEFLECTOR, oil
65	054501	1	CAPSCREW, oil deflector
	904206	1	LOCKWASHER, 3/8"
	903416	1	NUT, slotted, 3/8"NC
	900802	1	PIN, cotter, 3/32" x 1"
66	-----	1	TEE, oil line (See TRANSMISSION OIL LINES)
67	630291	1	RING, adapting
68	067381	1	TRANSMISSION KIT, low speed reverse changeover (Consists of items 54 thru 63)

□ Also see PACKAGED PARTS



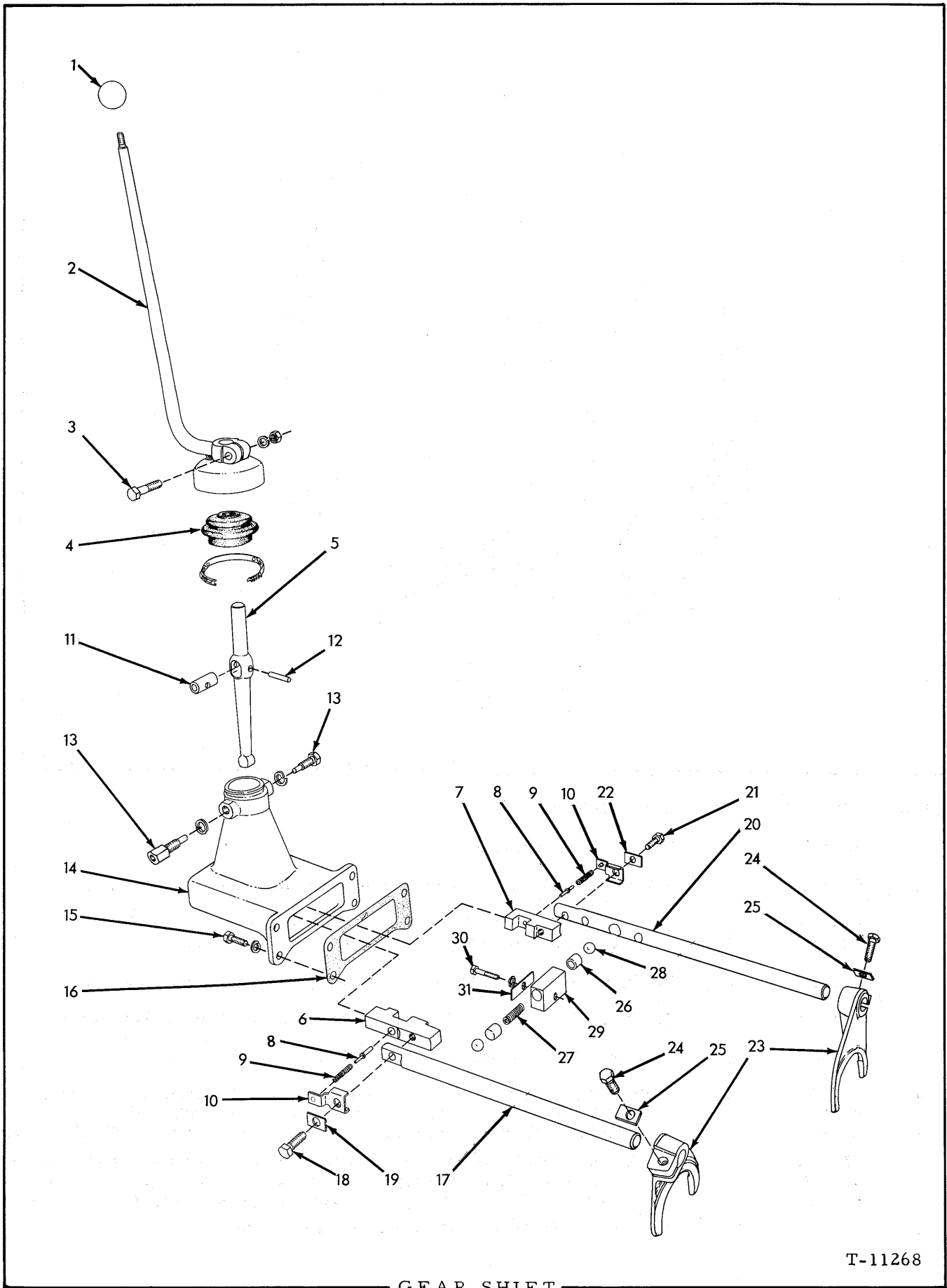
ITEM	PART NO.	QTY.	DESCRIPTION
1	631055	1	JOINT ASSEMBLY, converter to transmission (Consists of items 3 thru 9)
2	621802 023633	4 2	CAPSCREW, drilled-hd., 1/2"NF x 1-1/2" WIRE, locking, 1/16" x 12"
3	631054	1	TUBE, connecting
4	035689	8	CAPSCREW, drilled-hd., 1/2"NF x 1-3/8"
5	023633	4	WIRE, locking, 1/16" x 12"
6	090311 912808	2 2	SPIDER ASSEMBLY (Includes item 7 and FITTING indented below) FITTING, lubricating, straight, 1/4"NF
7	069954	8	SHIELD, dust
8	069965	8	WASHER, sealing, spider bearing
9	069962	8	BEARING ASSEMBLY (Each includes 30 rollers, 1 washer and 1 retainer)(Serviced only as a unit)
10	073896	1	YOKE, rear
11	035689	4	CAPSCREW, drilled-hd., 1/2"NF x 1-3/8"
12	023633	2	WIRE, locking, 1/16" x 12"
13	052760	1	SEAL, rear yoke (rubber)
14	052761	1	WASHER, yoke retaining
15	075950	1	CAPSCREW, yoke retaining (drilled-hd., 3/4"NF x 1-3/4")
16	023633	1	WIRE, locking, 1/16" x 12"



TRANSMISSION OIL LINES

T-30889

ITEM	PART NO.	QTY.	DESCRIPTION
1	623174	1	TEE, oil distributing
2	623276	1	HOSE ASSEMBLY, brake valve to transmission case (See page 6 for parts)
	919615	1	CONNECTOR, flare type, 3/4" tube, 1/2"NPT male
	920751	1	ELBOW, flare type, 3/4" tube, 1/2"NPT male
3	622916	2	CLIP, oil hose (1-1/16" diam.)(Used prior to tractor #13738)
	644612	2	CLIP, oil hose (1-3/16" diam.)(Effective with tractor #13738)
	910244	1	WASHER, plain, SAE std., 1/2"
4	623306	1	HOSE ASSEMBLY, tee to gear shift housing (See page 6 for parts)
	919140	1	CONNECTOR, flare type, 1/4" tube, 1/4"NPT male
5	623602	1	CONNECTOR, flare type, restricted, 1/4" tube, 1/4"NPT male
6	623305	1	HOSE ASSEMBLY, tee to top shaft bearing retainer (See page 6 for parts)
	919140	1	CONNECTOR, flare type, 1/4" tube, 1/4"NPT male
7	623589	1	CONNECTOR, flare type, restricted, 1/4" tube, 1/4"NPT male
8	-----	-	VALVE ASSEMBLY, left brake (See BRAKES)



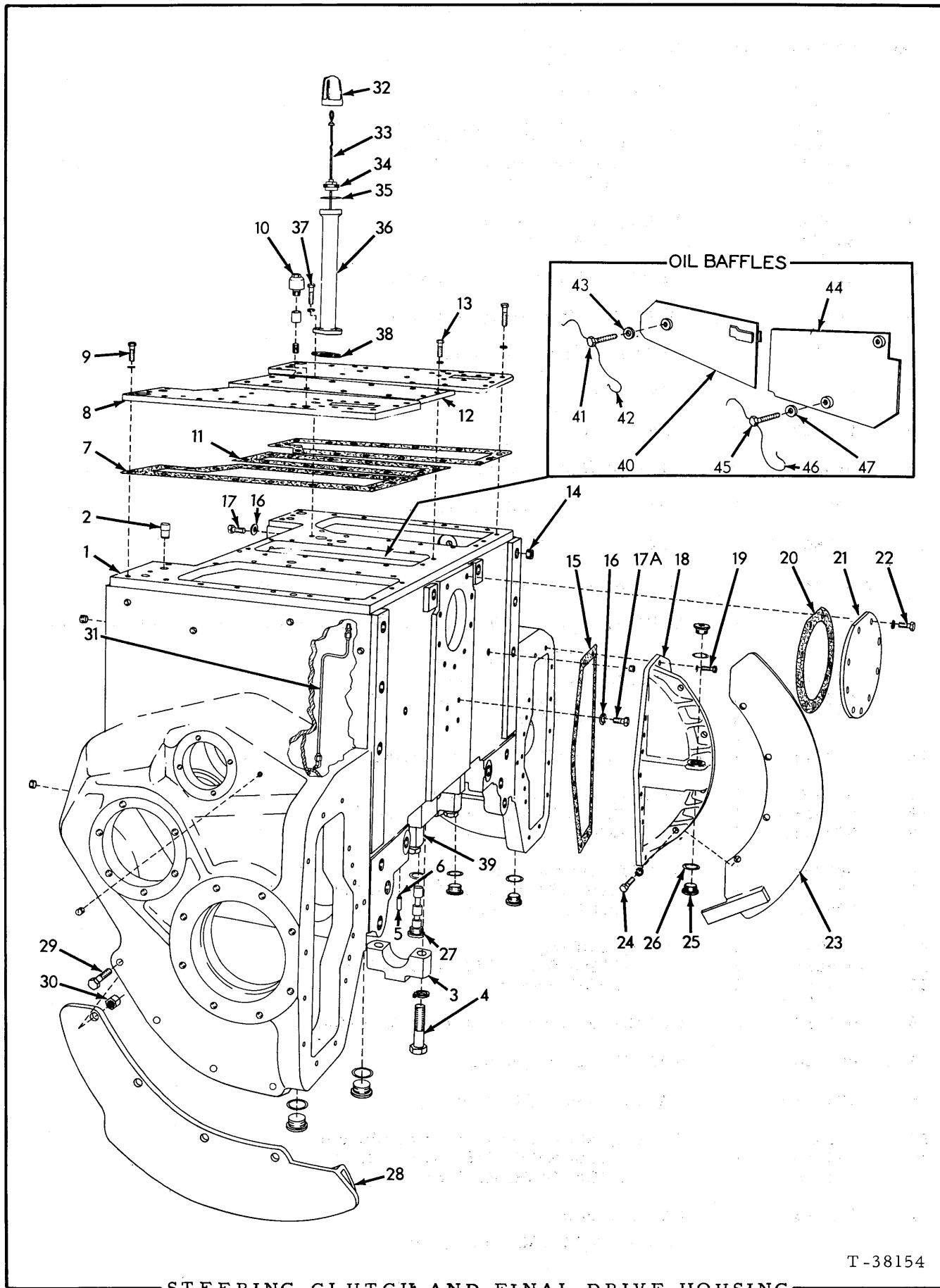
GEAR SHIFT

T-11268

GEAR SHIFT

ITEM	PART NO.	QTY.	DESCRIPTION
1	091862	1	BALL, shifting lever
2	633374	1	LEVER, shifting, upper section
3	035068	1	CAPSCREW, 1/2"NF x 2-1/4"
	904208	1	LOCKWASHER, 1/2"
	911043	1	NUT, 1/2"NF
4	078742	1	BOOT, shifting lever
	916995	1	CLAMP, hose, 3" I.D.
5	622808	1	LEVER, shifting, lower section
6	065262	1	BLOCK, left shifting fork shaft
7	065257	1	BLOCK, right shifting fork shaft
8	065256	2	PIN, lock
9	036422	2	SPRING, lock
10	065260	2	CLIP ASSEMBLY, spring retaining (Includes riveted pin)
11	622080	1	SHAFT, pivot, shifting lever
12	915500	1	PIN, roll, 3/8" x 1-3/4"
13	621329	1	SCREW, pivot, shifting lever shaft, right side
	621663	1	SCREW, pivot, shifting lever shaft, left side (drilled oil passage)
	904209	2	LOCKWASHER, 5/8"
14	052447	1	HOUSING, shifting lever
15	035190	4	CAPSCREW, 1/2"NC x 1-1/2"
	904208	4	LOCKWASHER, 1/2"
16	052478	1	□ GASKET, shifting lever housing
17	089805	1	SHAFT, shifting fork, left
18	035018	1	CAPSCREW, 1/2"NF x 1-1/2"
19	029752	1	LOCK, capscrew
20	089806	1	SHAFT, shifting fork, right
21	035018	1	CAPSCREW, 1/2"NF x 1-1/2"
22	029752	1	LOCK, capscrew
23	641058	2	FORK, shifting
24	035018	2	CAPSCREW, 1/2"NF x 1-1/2"
25	029752	2	LOCK, capscrew
26	052655	2	PLUNGER, locking, shifting fork shaft
27	099138	1	SPRING, locking plunger
28	905367	2	BALL, steel, 3/4" diam.
29	052657	1	BLOCK, shifting shaft locking plunger
30	053616	1	CAPSCREW, 3/8"NC x 1-3/4"
	904206	1	LOCKWASHER, 3/8"
31	622113	1	PLATE, stop

□ Also see PACKAGED PARTS



STEERING CLUTCH AND FINAL DRIVE HOUSING

T-38154

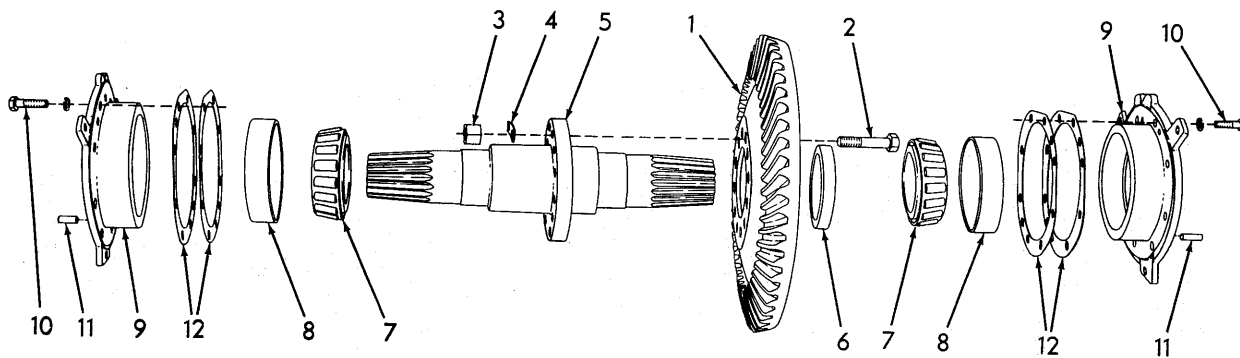
STEERING CLUTCH AND FINAL DRIVE HOUSING

ITEM	PART NO.	QTY.	DESCRIPTION
1	629447	1	HOUSING ASSEMBLY (Includes items 2 thru 6)
	911081	2	PLUG, pipe, slotted-hd., 1/4"NPT
	904223	4	PLUG, pipe, ctsk-hd., 1/2"NPT
	918362	1	SETSCREW, hex-socket, oval-pt., 5/8"NF x 5/8" (hole plugging)
2	643740	2	PIN, dowel, clutch compartment covers
3	058019	4	CAP, truck frame pivot shaft (Also see item 39)
4	073424	8	CAPSCREW, 1"NF x 4"
	910916	8	LOCKWASHER, 1"
5	076726	2	WICK ASSEMBLY, pivot shaft lubricating (Consists of 1 pin and 1 WICK 050357)(Also serves as dowel pin for pivot shaft)
6	050357	2	WICK, pivot shaft lubricating
7	629435	2	GASKET, clutch compartment cover plate
8	628637	2	PLATE, cover, clutch compartment
	908944	1	PLUG, pipe, hex-socket, 1/2"NPT (left cover only)
9	035073	28	CAPSCREW, 1/2"NF x 1-3/4"
	904208	28	LOCKWASHER, 1/2"
10	050748	2	BREATHER, final drive
	901765	2	COUPLING, pipe, 3/8"NPT
	901489	2	NIPPLE, pipe, 3/8"NPT x 1"
11	623262	1	GASKET, bevel gear compartment top cover
12	623261	1	COVER, bevel gear compartment, top
13	035073	12	CAPSCREW, 1/2"NF x 1-3/4"
	904208	12	LOCKWASHER, 1/2"
14	052979	8	PLUG, thread protecting (1-1/4"NF, socket-hd.)
15	621486	2	GASKET, final drive compartment cover
16	049918	6	WASHER, hole plugging capscrew (copper)
17	070590	2	CAPSCREW, hole plugging (5/8"NF x 1-1/8")(Front)
17A	035392	4	CAPSCREW, hole plugging (5/8"NF x 1-1/4")(Rear)
18	631092	2	COVER, final drive compartment
19	035018	32	CAPSCREW, 1/2"NF x 1-1/2"
	904208	32	LOCKWASHER, 1/2"
20	052976	1	GASKET, gear compartment cover
21	052977	1	COVER, bevel gear compartment, rear
22	921731	9	CAPSCREW, Nylok, 5/8"NC x 1-1/4"
	904209	9	LOCKWASHER, 5/8"

(Continued)

STEERING CLUTCH AND FINAL DRIVE HOUSING (Continued)

ITEM	PART NO.	QTY.	DESCRIPTION	
23	621495	1	GUARD, track sprocket, upper left	} Standard
	621496	1	GUARD, track sprocket, upper right	
	634203	1	GUARD, track sprocket, upper left	} Special Heavy-duty
	634204	1	GUARD, track sprocket, upper right	
24	070161	8	CAPSCREW, 5/8"NF x 2-3/4"	
	904209	8	LOCKWASHER, 5/8" (Effective with tractor #12937)	
	072366	8	NUT, high, 5/8"NF (Used prior to tractor #12937)	
25	035250	8	PLUG, filling and drain	
26	035249	9	GASKET, filling and drain plugs	
27	067543	1	PLUG, drain, bevel gear compartment (magnetic)	
28	621493	1	GUARD, track sprocket, lower left	} Standard
	621494	1	GUARD, track sprocket, lower right	
	621563	1	GUARD, track sprocket, lower left	} Special Heavy-duty
	621564	1	GUARD, track sprocket, lower right	
29	023618	8	CAPSCREW, 5/8"NF x 2-1/2"	
30	072366	8	NUT, high, 5/8"NF	
31	623065	2	TUBE ASSEMBLY, final drive breather (Includes nuts)	
	919173	2	ELBOW, flare type, 1/4" tube, 1/8"NPT male	
	919171	2	CONNECTOR, flare type, 1/4" tube, 1/8"NPT male	
32	034265	1	CAP, oil filler tube	
33	632317	1	GAUGE, oil level	
34	034268	1	PLUG, oil filler tube	
35	034269	1	GASKET, oil filler tube plug	
36	632370	1	TUBE, oil filler	
37	035018	2	CAPSCREW, 1/2"NF x 1-1/2"	
	904208	2	LOCKWASHER, 1/2"	
38	632368	1	GASKET, oil filler tube	
39	096214	2	CAP ASSEMBLY, truck frame pivot shaft, inner	
	096213	2	CAP ASSEMBLY, truck frame pivot shaft, outer	
<p>NOTE: Each Cap Assembly includes items 3 and 4; also upper block which requires welding to housing.</p>				
40	640109	1	BAFFLE, oil, front section	} Effective with tractor #13212
41	099963	1	CAPSCREW, drilled-hd., 3/8"NC x 2"	
42	023633	1	WIRE, locking, 1/16" x 12"	
43	044973	1	WASHER, plain	
44	642308	1	BAFFLE, oil, rear section	
45	099963	2	CAPSCREW, drilled-hd., 3/8"NC x 2"	
46	023756	1	WIRE, locking, 1/16" x 26"	
47	044973	2	WASHER, plain	

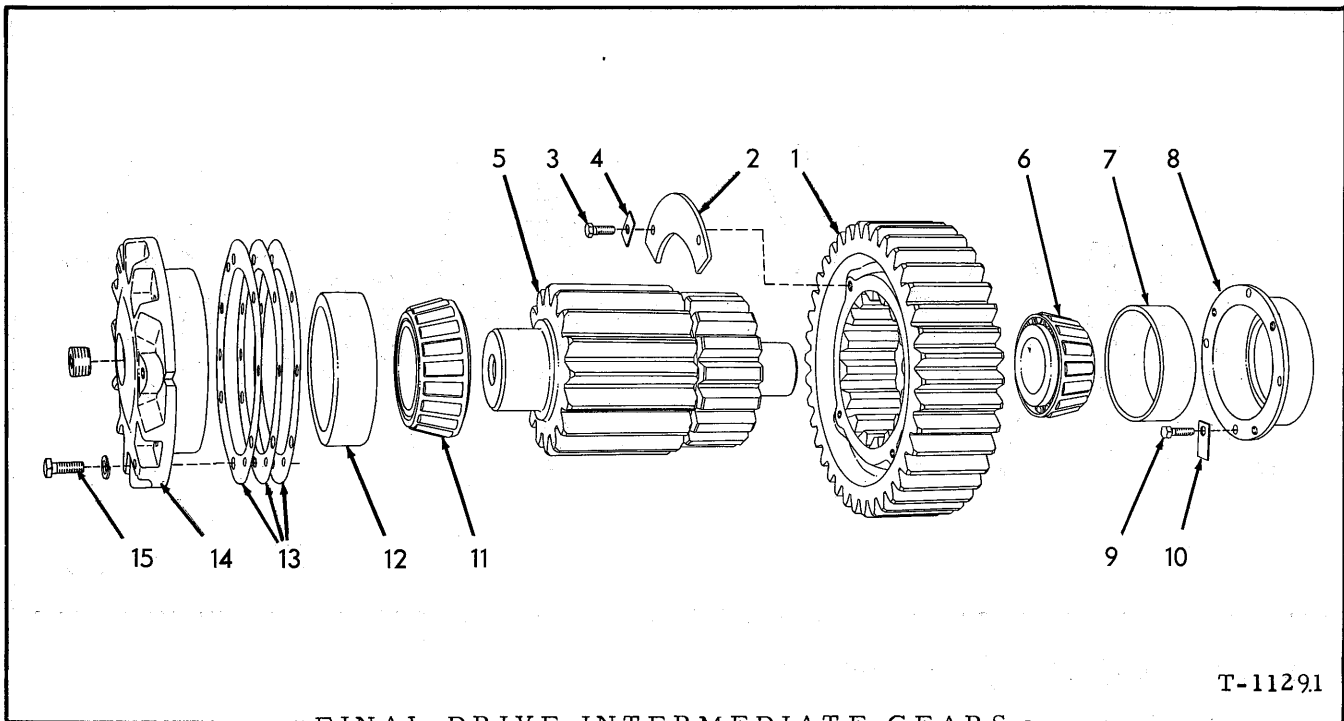


T-30887

BEVEL GEAR AND SHAFT

ITEM PART NO. QTY. DESCRIPTION

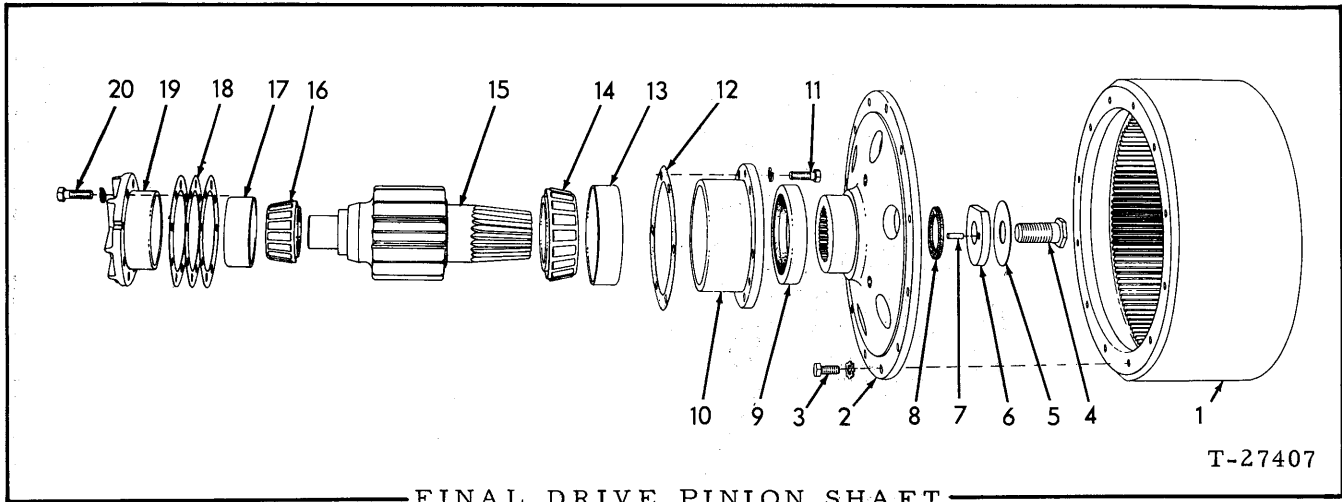
1	090254	1	GEAR, bevel (45 teeth)
2	060911	12	CAPSCREW, 3/4"NF x 3-1/4"
3	012767	12	NUT, high, 3/4"NF
4	067325	6	PLATE, locking
5	093945	1	SHAFT, bevel gear
6	067324	1	RING, locking, bevel gear capscrew
7	051997	2	CONE ASSEMBLY, shaft bearing
8	042877	2	CUP, shaft bearing
9	623006	2	CAGE ASSEMBLY, bearing (Includes item 11)
10	035073	16	CAPSCREW, 1/2"NF x 1-3/4"
	904208	16	LOCKWASHER, 1/2"
11	052459	4	PIN, bearing cage
12	067483	12	SHIM, bearing adjustment (.005" thick. Use as req'd)
	067484	10	SHIM, bearing adjustment (.007" thick. Use as req'd)
	067485	4	SHIM, bearing adjustment (.030" thick. Use as req'd)



FINAL DRIVE INTERMEDIATE GEARS

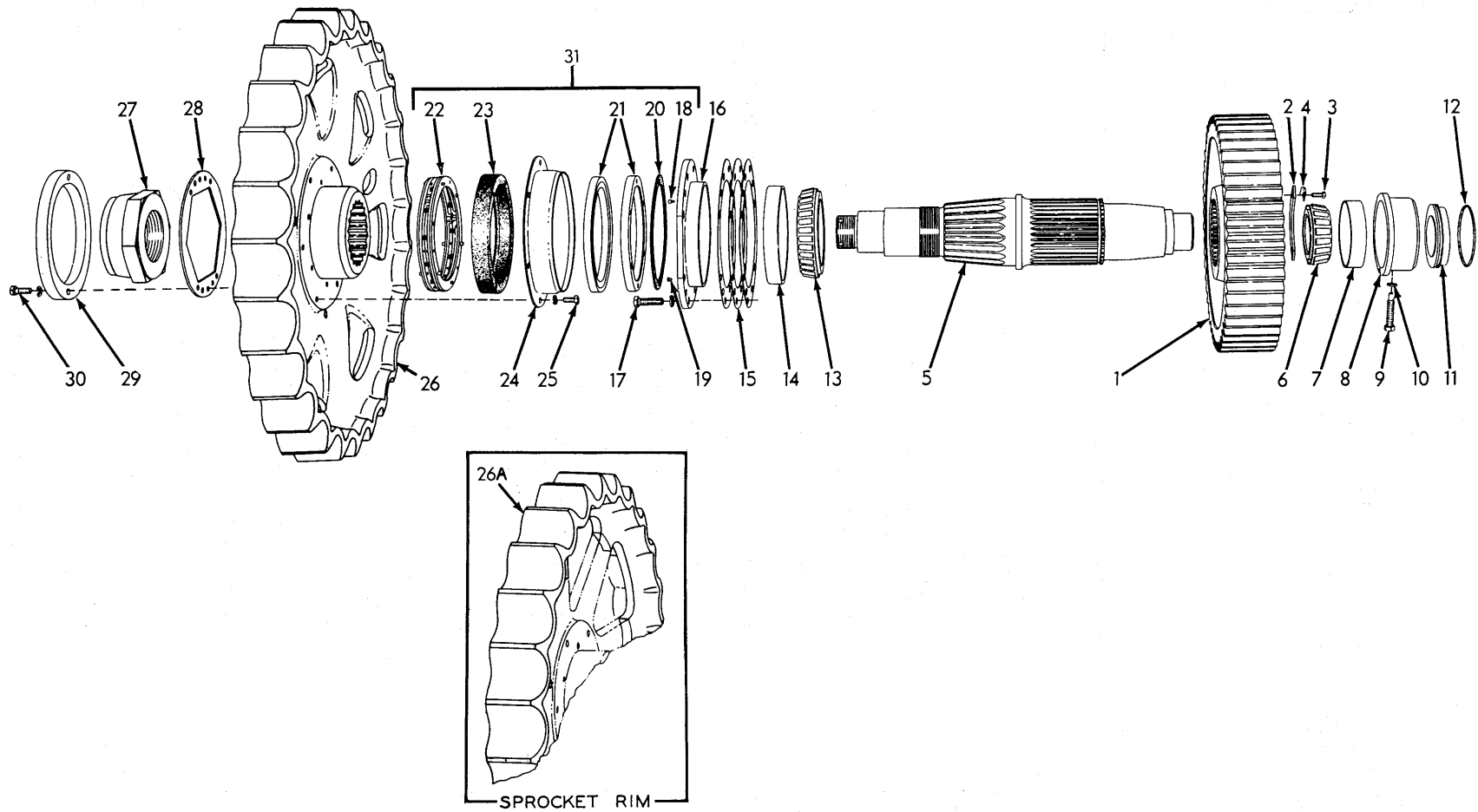
T-11291

ITEM	PART NO.	QTY.	DESCRIPTION
1	051967	2	GEAR (38 teeth)
2	052372	4	LOCK, gear
3	036034	8	CAPSCREW, 3/8"NF x 1"
4	052444	8	LOCK, capscrew
5	622812	2	PINION (16 teeth)
6	061456	2	CONE ASSEMBLY, pinion inner bearing
7	605334	2	CUP, pinion inner bearing
8	067355	2	CAGE, pinion inner bearing cup
9	036034	8	CAPSCREW, 3/8"NF x 1"
10	068999	8	LOCK, capscrew
11	051989	2	CONE ASSEMBLY, pinion outer bearing
12	051988	2	CUP, pinion outer bearing
13	094120	4	SHIM, bearing adjustment (.005" thick. Use as req'd)
	094121	4	SHIM, bearing adjustment (.007" thick. Use as req'd)
	094122	14	SHIM, bearing adjustment (.010" thick. Use as req'd)
14	621479	2	CAGE, pinion outer bearing
	901666	2	PLUG, pipe ctsk-hd., 1"NPT
15	023465	12	CAPSCREW, 5/8"NF x 1-3/4"
	904209	12	LOCKWASHER, 5/8"



FINAL DRIVE PINION SHAFT

ITEM	PART NO.	QTY.	DESCRIPTION
1	093953	2	DRUM, brake
2	623344	2	HUB, brake drum
3	623002 915942	24 24	CAPSCREW, brake drum (5/8"NC x 1-1/2") LOCKWASHER, int-ext-teeth, 5/8"
4	071085	2	CAPSCREW, hub retaining
5	623347	2	WASHER, locking, hub retaining
6	623345	2	WASHER ASSEMBLY, hub retaining (Includes item 7)
7	052066	2	PIN, hub retaining washer
8	623346	2	SEAL, oil, pinion shaft (rubber)
9	623350	2	SEAL, oil, brake drum hub
10	623349	2	CAGE, inner bearing cup
11	035018 904208	12 12	CAPSCREW, 1/2"NF x 1-1/2" LOCKWASHER, 1/2"
12	052420	2	GASKET, bearing cage
13	042877	2	CUP, inner bearing
14	051997	2	CONE ASSEMBLY, inner bearing
15	093949	2	PINION (14 teeth)
16	082304	2	CONE ASSEMBLY, outer bearing
17	082305	2	CUP, outer bearing
18	084048	4	SHIM, bearing adjustment (.005" thick. Use as req'd)
	084049	4	SHIM, bearing adjustment (.007" thick. Use as req'd)
	084050	20	SHIM, bearing adjustment (.010" thick. Use as req'd)
19	082319	2	CAGE, outer bearing cup
20	035018 904208	8 8	CAPSCREW, 1/2"NF x 1-1/2" LOCKWASHER, 1/2"



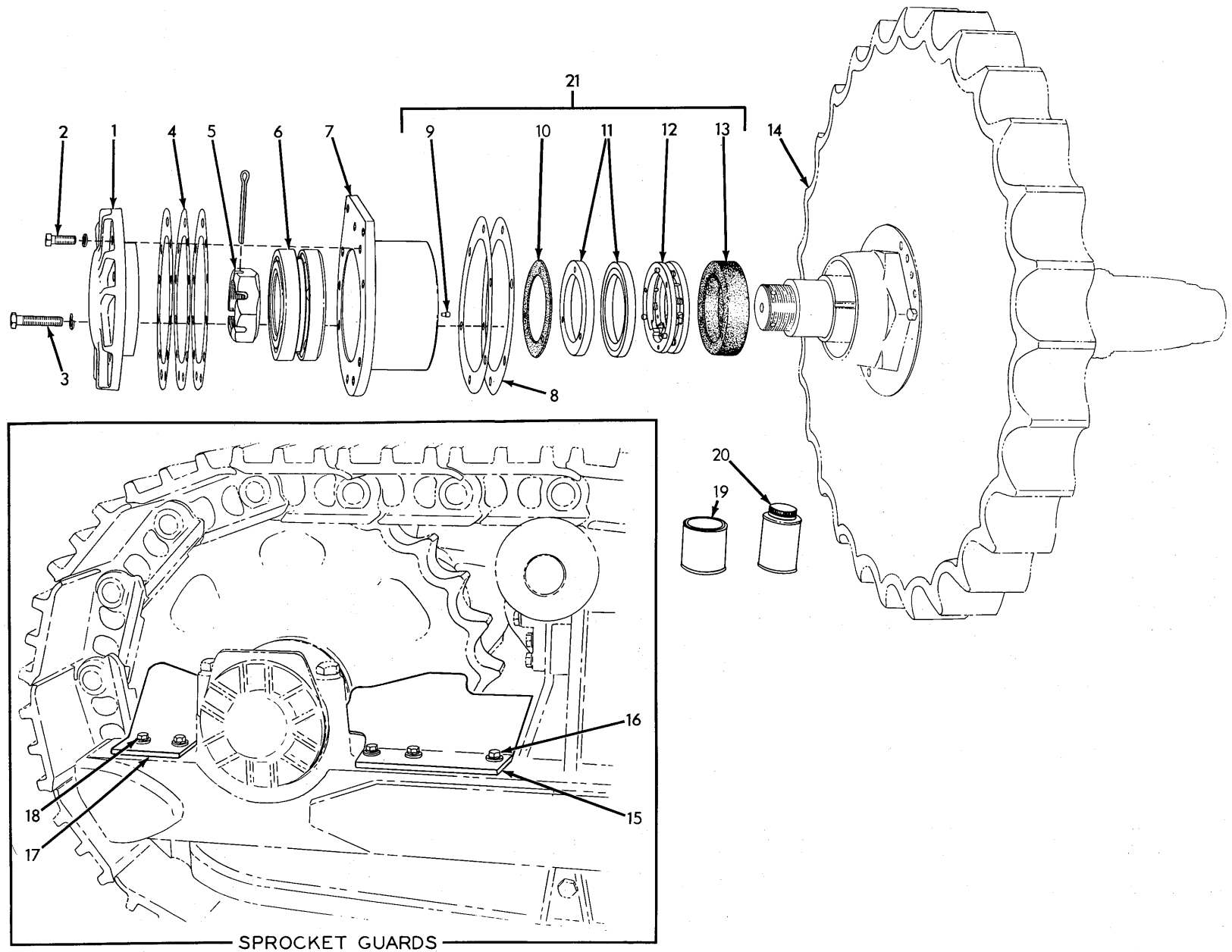
FINAL DRIVE SPROCKET, SHAFT AND GEAR

FINAL DRIVE SPROCKET, SHAFT AND GEAR

ITEM	PART NO.	QTY.	DESCRIPTION
1	622811	2	GEAR, driving (51 teeth)
2	052161	4	LOCK, gear retaining
3	036034	8	CAPSCREW, 3/8"NF x 1"
4	052444	8	LOCK, capscrew
5	099962	2	SHAFT, sprocket
6	051997	2	CONE ASSEMBLY, inner bearing
7	042877	2	CUP, inner bearing
8	067350	2	CAGE, inner bearing cup
9	067348	2	SETSCREW, hex-hd., dog-pt., 5/8"NF x 3"
10	049918	2	WASHER, plain (copper)
11	091573	2	COVER, inner bearing
12	923824	2	O-RING, inner bearing cover
13	082307	2	CONE ASSEMBLY, intermediate bearing
14	082308	2	CUP, intermediate bearing
15	067518	4	SHIM, bearing adjustment (.005" thick. Use as req'd)
	067519	4	SHIM, bearing adjustment (.007" thick. Use as req'd)
	067520	20	SHIM, bearing adjustment (.010" thick. Use as req'd)
16	082310	2	CAGE ASSEMBLY, intermediate bearing (Includes items 18 and 19)
17	035229	16	CAPSCREW, 5/8"NF x 2"
	904209	16	LOCKWASHER, 5/8"
18	084432	6	PIN, locating, seal ring (9/16" long)
19	080547	6	PIN, locating, seal ring gasket (13/32" long)
20	082320	2	GASKET, seal ring
21	082322	4	RING, inner seal
22	082326	2	FOLLOWER ASSEMBLY, inner seal (Serviced only as a unit)
23	082323	2	BOOT, inner seal
24	082321	2	GUARD, seal
25	035221	12	CAPSCREW, 1/2"NC x 1"
	904208	12	LOCKWASHER, 1/2"
26	624550	2	SPROCKET, track driving (Standard, Disc type. Has flat tooth-base)
	622171	2	SPROCKET, track driving (Special. Disc type. Has skeleton tooth-base to minimize packing of track)
26A	629272	2	SPROCKET RIM (Flat tooth-base. Spoke-type. Requires welding to install)
27	082318	2	NUT, sprocket retaining
28	082315	2	LOCK, sprocket retaining nut

See item 31

(Continued)



SPROCKET GUARDS

FINAL DRIVE OUTBOARD BEARING AND SEAL

FINAL DRIVE SPROCKET, SHAFT AND GEAR (Continued)

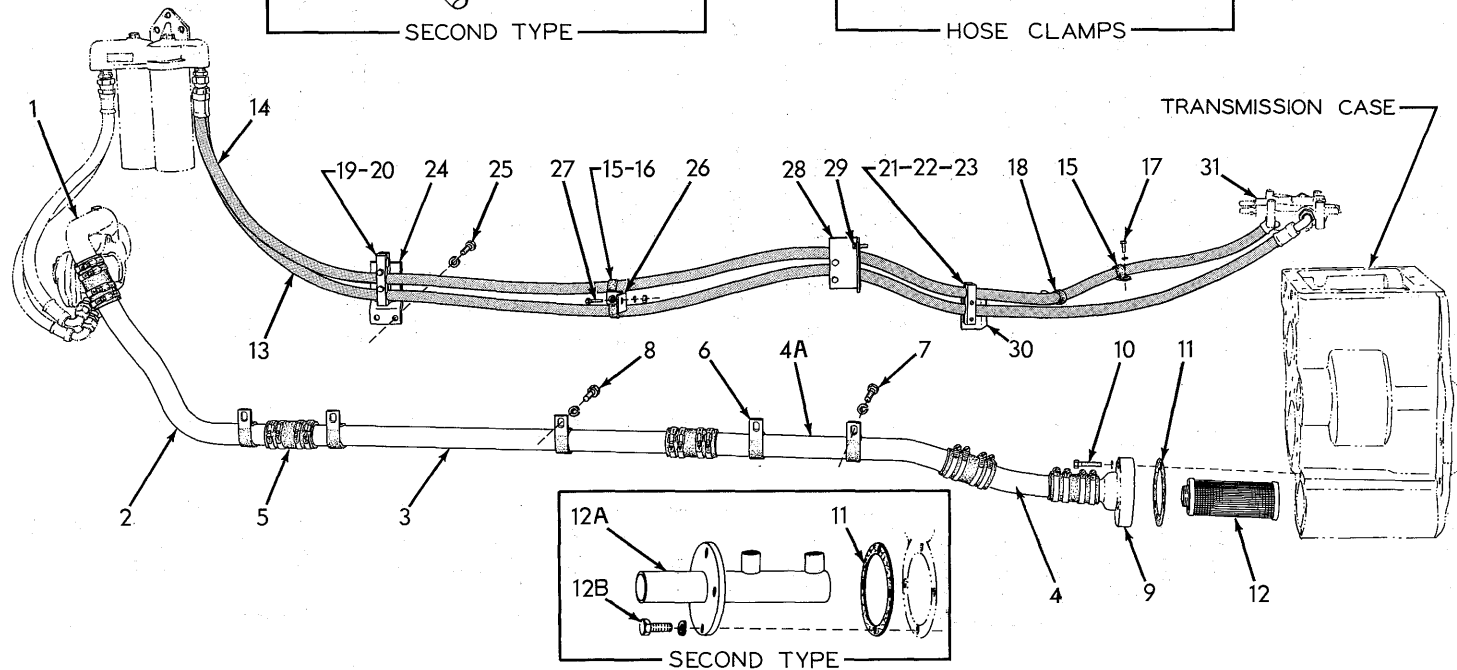
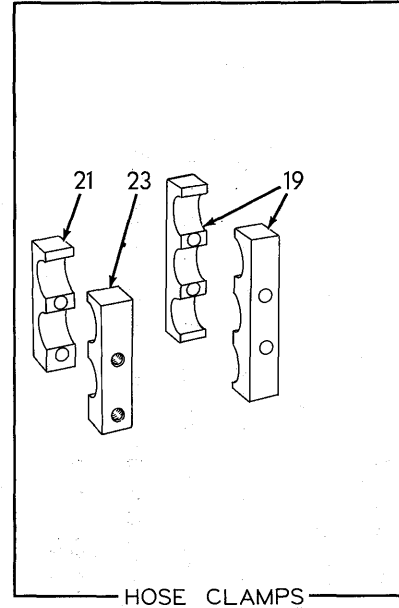
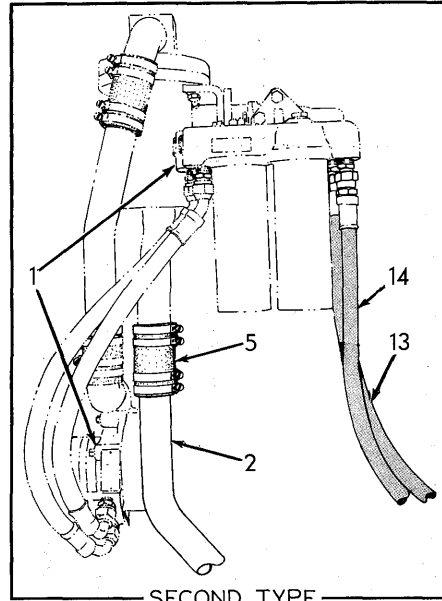
ITEM	PART NO.	QTY.	DESCRIPTION
29	630056	2	RING, nut protecting
30	035190	4	CAPSCREW, 1/2"NC x 1-1/2"
	904208	4	LOCKWASHER, 1/2"
31	091978	2	SEAL KIT, final drive (Includes parts for one (1) side only; items 18 thru 23)

FINAL DRIVE OUTBOARD BEARING AND SEAL

1	082316	2	CAP, outboard bearing
2	614478	6	CAPSCREW, 1/2"NF x 1-3/8"
	904208	6	LOCKWASHER, 1/2"
3	013467	12	CAPSCREW, 5/8"NF x 3"
	904209	12	LOCKWASHER, 5/8"
4	082358	4	SHIM, outboard bearing cap (.005" thick. Use as req'd)
	082357	4	SHIM, outboard bearing cap (.007" thick. Use as req'd)
	082356	8	SHIM, outboard bearing cap (.010" thick. Use as req'd)
5	082311	2	NUT, retaining, outboard bearing
	904016	2	PIN, cotter, 3/8" x 4"
6	082306	2	BEARING, roller, outboard (Each consists of 1 roller assembly and 2 cups. Serviced only as a unit)
7	082327	2	CAGE, outboard bearing
8	069761	12	SHIM, outboard bearing cage. (.015" thick. Use as req'd)
9	084432	6	PIN, locating, seal ring
10	082309	2	GASKET, seal ring
11	082303	4	RING, seal
12	082317	2	FOLLOWER ASSEMBLY, seal (Serviced only as a unit)
13	082312	2	BOOT, seal
14	-----	-	SPROCKET (See SPROCKET, SHAFT AND GEAR)
15	622411	1	PLATE, front closure, left side
	622412	1	PLATE, front closure, right side
16	023755	6	CAPSCREW, 5/8"NC x 2-1/4"
	904209	6	LOCKWASHER, 5/8"
	602448	6	WASHER, plain
17	622413	1	PLATE, rear closure, left side
	622414	1	PLATE, rear closure, right side
18	023755	4	CAPSCREW, 5/8"NC x 2-1/4"
	904209	4	LOCKWASHER, 5/8"
	602448	4	WASHER, plain

See item 21

(Continued)



HYDRAULIC STEERING CONTROL

T-38151

FINAL DRIVE OUTBOARD BEARING AND SEAL (Continued)

ITEM	PART NO.	QTY.	DESCRIPTION
19	033288	-	CEMENT, neoprene, 1/2 pt. can
20	054890	-	SOLVENT, neoprene cement, 1/2 pt. can
21	091979	2	SEAL KIT, final drive (Includes parts for one (1) side only; items 9 thru 13)

} For cementing boots and gaskets

HYDRAULIC STEERING CONTROL

* Tractors prior to serial No. 12951, excluding EXCEPTIONS listed below.

** Tractors serial No. 12951 and up, including EXCEPTIONS listed below

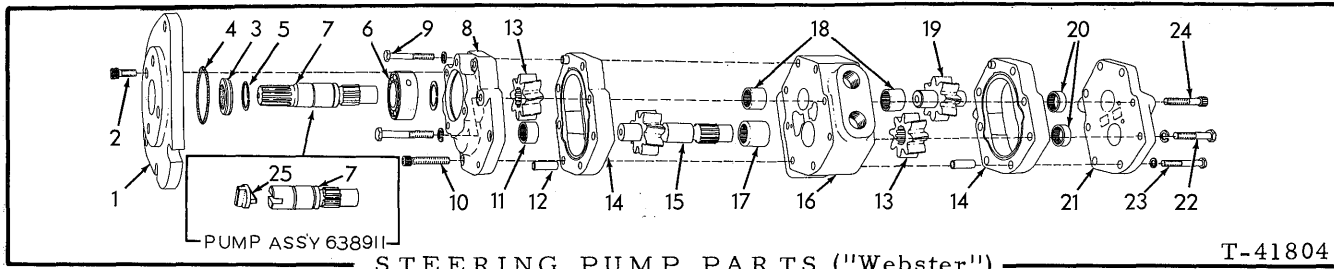
ITEM	PART NO.	QTY.		DESCRIPTION
		*	**	
1	-----	1	-	STEERING PUMP AND FILTERS (See page 132 for details)
	-----	-	1	STEERING PUMP AND FILTERS (See page 135 for details)
2	629912	1	-	TUBE, suction line, front section (Original equipment)
	640607	1	-	TUBE, suction line, front section (Used only with "Webster" service replacement PUMP ASSEMBLY 638911, replacing TUBE 629912)
	641762	-	1	TUBE, suction line, front section
3	623094	1	1	TUBE, suction line, intermediate front section
4	639930	1	1	TUBE, suction line, rear section
4A	639931	1	1	TUBE, suction line, intermediate rear section
5	623234	5	5	HOSE, suction line
	921913	20	20	CLAMP, hose, 1-13/16" to 2-3/4" diam.
6	623235	5	5	CLIP, tube supporting
7	070467	4	4	CAPSCREW, 1/2"NF x 1"
8	035073	1	1	CAPSCREW, 1/2"NF x 1-3/4"
	904208	5	5	LOCKWASHER, 1/2"
9	631825	1	-	COVER, oil filter compartment
10	035712	4	-	CAPSCREW, 1/2"NC x 2-1/4"
	904208	4	-	LOCKWASHER, 1/2"
11	623122	1	1	GASKET, filter compartment cover
12	623268	1	-	SCREEN, oil
12A	641745	-	1	TUBE, flanged
12B	035733	-	4	CAPSCREW, 1/2"NF x 1-3/8"
	904208	-	4	LOCKWASHER, 1/2"
13	634842	1	1	HOSE ASSEMBLY, filter to valve, left (See page 6 for parts)
	919342	1	1	CONNECTOR, flare type, 3/4" tube, 3/4"NPT male
	919615	1	1	CONNECTOR, flare type, 3/4" tube, 1/2"NPT male

(Continued)

HYDRAULIC STEERING CONTROL (Continued)

ITEM	PART NO.	QTY.		DESCRIPTION
		*	**	
14	634841	1	1	HOSE ASSEMBLY, filter to valve, right (See page 6 for parts)
	919342	1	1	CONNECTOR, flare type, 3/4" tube, 3/4"NPT male
	919615	1	1	CONNECTOR, flare type, 3/4" tube, 1/2"NPT male
15	621451	3	3	CLIP, hose supporting (1-1/16" diam., 13/32" bolt-hole)(Used prior to tractor #13738)
	644612	-	3	CLIP, hose supporting (1-3/16" diam., 17/32" bolt-hole)(Effective with tractor #13738)
16	036034	1	1	CAPSCREW, 3/8"NF x 1"
17	035167	1	1	CAPSCREW, 3/8"NF x 7/8"
	911115	2	2	WASHER, plain, SAE std., 3/8"
	904206	2	2	LOCKWASHER, 3/8"
	911041	1	1	NUT, 3/8"NF
18	622916	1	1	CLIP, hose supporting (1-1/16" diam.)(Used prior to tractor #13738)
	644612	-	1	CLIP, hose supporting (1-3/16" diam.)(Effective with tractor #13738)
19	630298	2	2	CLAMP, hose supporting (Half only)(Used prior to tractor #13738)
	646345	-	2	CLAMP, hose supporting (Half only, For crimp-type hose)(Effective with tractor #13738)
20	620253	2	2	CAPSCREW, 3/8"NF x 2-3/4"
	044973	-	2	WASHER, plain
	904206	2	2	LOCKWASHER, 3/8"
	911041	2	2	NUT, 3/8"NF
21	623281	2	2	CLAMP, hose supporting (Half only. Plain holes)(Used prior to tractor #13738)
	644611	-	2	CLAMP, hose supporting (Half only. Plain holes. For crimp-type hose)(Effective with tractor #13738)
22	046419	4	4	CAPSCREW, 3/8"NF x 2"
	044973	4	4	WASHER, plain
	904206	4	4	LOCKWASHER, 3/8"
23	623304	2	2	CLAMP, hose supporting (Half only. Threaded holes)(Used prior to tractor #13738)
	644610	-	2	CLAMP, hose supporting (Half only. Threaded holes, for crimp-type hose)(Effective with tractor #13738)
24	089685	1	1	PLATE, hose supporting, front
25	035061	2	2	CAPSCREW, 1/2"NC x 1-1/4"
	904208	2	2	LOCKWASHER, 1/2"
26	631115	1	1	BRACKET, hose supporting, intermediate
27	012992	2	2	CAPSCREW, 3/8"NF x 1-1/4"
	904206	2	2	LOCKWASHER, 3/8"
	911041	2	2	NUT, 3/8"NF
28	623277	1	1	ANGLE, hose supporting, intermediate
29	036034	2	2	CAPSCREW, 3/8"NF x 1"
	904206	2	2	LOCKWASHER, 3/8"
30	089687	1	1	BRACKET, hose supporting, rear
31	-----	-	-	VALVE (See CONTROL VALVE AND LINES)

EXCEPTIONS: Tractors serial No. 12843, 45, 46, 51, 54, 57, 70, 77, 78, 81, 84, 87, 95, 97, 99; 12900, 11, 13, 16, 17, 18, 37, 39, 40, 41, 42, 43, 46, 47, 48, 49, 50.

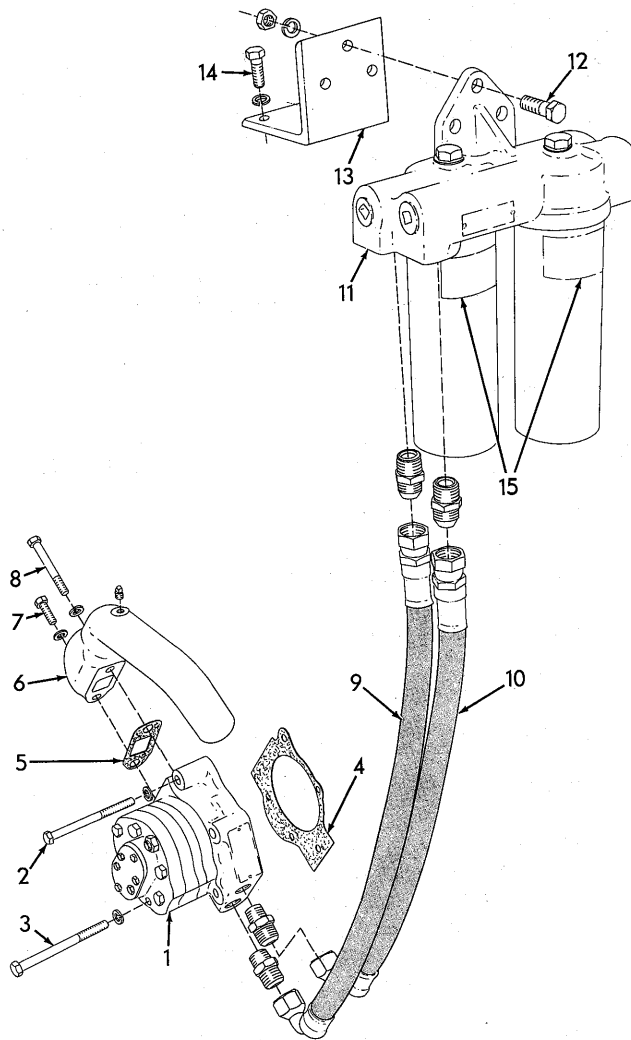


STEERING PUMP PARTS ("Webster")

T-41804

* PUMP ASSEMBLY 638911 (tang-drive)
 ** PUMP ASSEMBLY 641625 (spline-drive) } See pages 132 and 135

ITEM	PART NO.	QTY.		DESCRIPTION
		*	**	
1	643449	1	1	PLATE ASSEMBLY, adapting (Includes item 3)
2	643551	4	4	CAPSCREW, socket-hd., 5/16"NC x 3/4"
3	643438	1	1	SEAL, oil
4	3039053	1	1	O-RING, adapting plate
5	628161	2	2	RING, snap, drive shaft
6	4255031	1	1	BEARING, ball
7	644354	1	-	SHAFT, drive (slotted end)
	644913	-	1	SHAFT, drive (splined end)
8	643496	1	1	BODY ASSEMBLY (Includes item 11)
	921160	4	4	CAPSCREW, 5/16"NC x 2-1/4"
	904205	4	4	LOCKWASHER, 5/16"
9	054305	2	2	CAPSCREW, 1/4"NC x 2"
	904204	2	2	LOCKWASHER, 1/4"
	10	643553	2	2
11	208253	1	1	BEARING, needle, driven shaft (short)
12	643544	4	4	PIN, dowel (hollow)
13	643545	2	2	GEAR (splined)
14	643534	2	2	PLATE, gear housing
15	644898	1	1	SHAFT ASSEMBLY, driven (Includes gear. Serviced only as a unit)
16	643492	1	1	PLATE ASSEMBLY, center (Includes items 17 and 18)
17	643494	1	1	BEARING, needle, driven shaft (long)
18	208253	2	2	BEARING, needle
19	644897	1	1	SHAFT ASSEMBLY, idler (Includes gear. Serviced only as a unit)
20	4254654	2	2	BEARING, needle, pump cover
21	643491	1	1	COVER ASSEMBLY (Includes item 20)
22	051473	4	4	CAPSCREW, 5/16"NC x 1-3/4"
	904205	4	4	LOCKWASHER, 5/16"
23	054305	2	2	CAPSCREW, 1/4"NC x 2"
	904204	2	2	LOCKWASHER, 1/4"
24	643552	2	2	CAPSCREW, socket-hd., 5/16"NC x 1-3/4"
25	645109	1	-	COUPLING, drive



STEERING PUMP AND FILTERS

T-38152

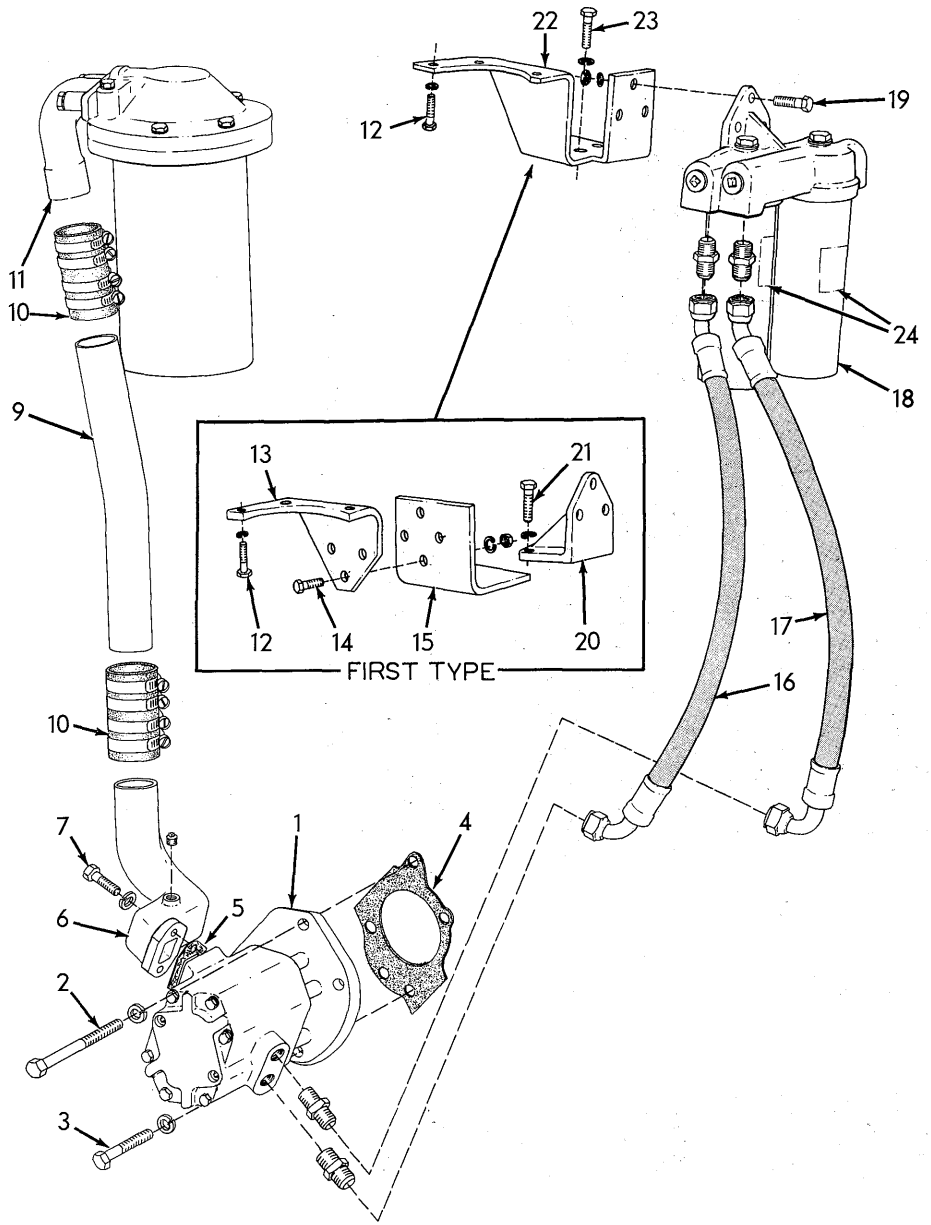
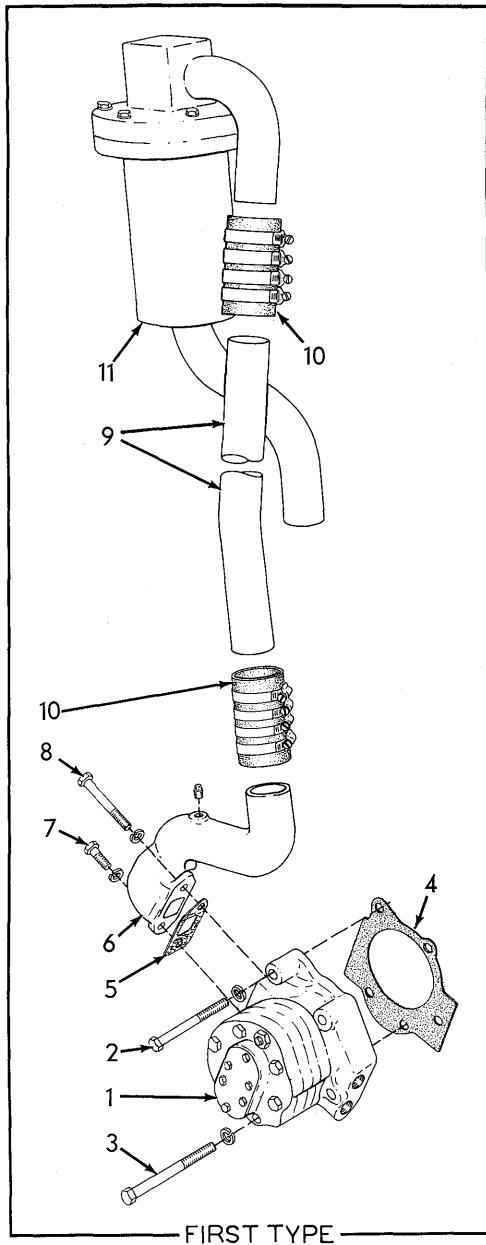
USAGE: Tractors prior to serial No. 12951 excluding Nos. 12843, 45, 46, 51, 54, 57, 70, 77, 78, 81, 84, 87, 95, 97, 99; 12900, 11, 13, 16, 17, 18, 37, 39, 40, 41, 42, 43, 46, 47, 48, 49, 50

ITEM	PART NO.	QTY.	DESCRIPTION
1	099915	1	PUMP ASSEMBLY ("Roper". See page 137 for parts)(Original equipment. Can be replaced by PUMP ASSEMBLY 638911, 3 CAPSCREW 082013, 2 CAPSCREW 041250 and 1 TUBE 640607)
	638911	1	PUMP ASSEMBLY ("Webster". See page 131 for parts)(Used as service replacement for PUMP 099915. Provides 75% capacity increase)
2	082937	3	CAPSCREW, 3/8"NC x 4-1/2" (For PUMP 099915)
	082013	3	CAPSCREW, 3/8"NC x 3-1/4" (For PUMP 638911)
	904206	3	LOCKWASHER, 3/8"
3	622781	2	CAPSCREW, 7/16"NC x 4-7/8" (For PUMP 099915)
	041250	2	CAPSCREW, 7/16"NC x 1-1/4" (For PUMP 638911)
	904207	2	LOCKWASHER, 7/16"
4	082810	1	GASKET, hydraulic pump

(Continued)

STEERING PUMP AND FILTERS (Continued)

ITEM	PART NO.	QTY.	DESCRIPTION
5	082811	1	GASKET, inlet elbow
6	623171	1	ELBOW, pump inlet
	901651	1	PLUG, pipe, 1/8"NPT
7	041250	1	CAPSCREW, 7/16"NC x 1-1/4"
8	082905	1	CAPSCREW, 7/16"NC x 3-1/4"
	904207	2	LOCKWASHER, 7/16"
9	633743	1	HOSE ASSEMBLY, pump to right filter (See page 6 for parts)
	919615	1	CONNECTOR, flare type, 3/4" tube, 1/2"NPT male
	919342	1	CONNECTOR, flare type, 3/4" tube, 3/4"NPT male
10	633742	1	HOSE ASSEMBLY, pump to left filter (See page 6 for parts)
	919615	1	CONNECTOR, flare type, 3/4" tube, 1/2"NPT male
	919342	1	CONNECTOR, flare type, 3/4" tube, 3/4"NPT male
11	633797	1	FILTER ASSEMBLY (See page 139 for parts)
12	035073	3	CAPSCREW, 1/2"NF x 1-3/4"
	904208	3	LOCKWASHER, 1/2"
	911043	3	NUT, 1/2"NF
13	645067	1	BRACKET, filter mounting
14	035220	4	CAPSCREW, 1/2"NC x 1-1/8"
	904208	4	LOCKWASHER, 1/2"
15	-----	-	TRANSFER (See PAINTING AND MARKING)



STEERING PUMP AND FILTERS (Second type)

STEERING PUMP AND FILTERS

USAGE: Tractors serial No. 12951 and up including Nos. 12843, 45, 46, 51, 54, 57, 70, 77, 78, 81, 84, 87, 95, 97, 99; 12900, 11, 13, 16, 17, 18, 37, 39, 40, 41, 42, 43, 46, 47, 48, 49, 50

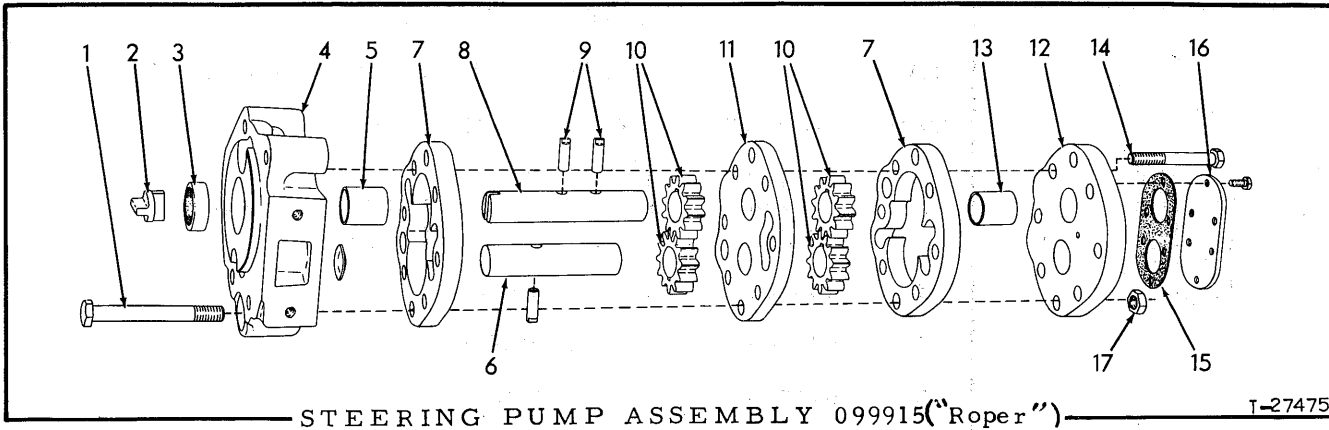
* Used prior to engine serial No. 21-05621
 ** Effective with engine serial No. 21-05621

ITEM	PART NO.	QTY.	DESCRIPTION
		* **	
1	099915	1 -	PUMP ASSEMBLY ("Roper" See page 137 for parts)(Can be replaced by PUMP ASSEMBLY 638911, 3 CAPSCREW 082013, 2 CAPSCREW 041250 and 1 TUBE 641877)
	641625	- 1	PUMP ASSEMBLY ("Webster" See page 131 for parts)
	638911	1 -	PUMP ASSEMBLY ("Webster" See page 131 for parts)(Used as service replacement for PUMP ASSEMBLY 099915. Provides 75% capacity increase)
2	082937	3 -	CAPSCREW, 3/8"NC x 4-1/2"
	082013	- 3	CAPSCREW, 3/8"NC x 3-1/4"
	904206	3 3	LOCKWASHER, 3/8"
3	622781	2 -	CAPSCREW, 7/16"NC x 4-7/8"
	041250	- 2	CAPSCREW, 7/16"NC x 1-1/4"
	904207	2 2	LOCKWASHER, 7/16"
4	082810	1 1	GASKET, hydraulic pump
5	082811	1 1	GASKET, inlet elbow
6	639850	1 1	ELBOW, pump inlet (Used prior to tractor #13714)
	643570	- 1	ELBOW, pump inlet (Effective with tractor #13714)
7	901651	1 1	PLUG, pipe, 1/8"NPT
	041250	1 2	CAPSCREW, 7/16"NC x 1-1/4" (One (1) less used with ELBOW 639850)
8	082905	1 1	CAPSCREW, 7/16"NC x 3-1/4" (Used prior to tractor #13714)
	904207	2 2	LOCKWASHER, 7/16"
9	641771	1 -	TUBE, pump inlet (Used prior to engine #21-05621)
	641877	- 1	TUBE, pump inlet (Effective engine #21-05621 thru #13713)
	643573	- 1	TUBE, pump inlet (Tractors #13714 and up)
10	623234	2 2	HOSE, suction line
	921913	8 8	CLAMP, hose, 1-13/16" to 2-3/4" diam.
11	641722	1 1	FILTER ASSEMBLY, suction line (See page 138 for parts)(Used prior to tractor #13714)
	643606	- 1	FILTER ASSEMBLY, suction line (See page 138 for parts)(Effective with tractor #13714)
12	070469	3 3	CAPSCREW, 1/2"NF x 1-1/4"
	904208	3 3	LOCKWASHER, 1/2"
13	641689	1 1	BRACKET, suction line filter, front (Used prior to tractor #13714)
14	035073	3 3	CAPSCREW, 1/2"NF x 1-1/4"
	904208	3 3	LOCKWASHER, 1/2"
	911043	3 3	NUT, 1/2"NF

(Continued)

STEERING PUMP AND FILTERS (Continued)

ITEM	PART NO.	QTY.		DESCRIPTION
		*	**	
15	641760	1	1	BRACKET, suction line filter, rear (Used prior to tractor #13714)
16	633743	1	1	HOSE ASSEMBLY, pump to right filter (See page 6 for parts)
	919615	1	1	CONNECTOR, flare type, 3/4" tube, 1/2"NPT male
	919342	1	1	CONNECTOR, flare type, 3/4" tube, 3/4"NPT male
17	633742	1	1	HOSE ASSEMBLY, pump to left filter (See page 6 for parts)
	919615	1	1	CONNECTOR, flare type, 3/4" tube, 1/2"NPT male
	919342	1	1	CONNECTOR, flare type, 3/4" tube, 3/4"NPT male
18	633797	1	1	FILTER ASSEMBLY, pressure line (See page 139 for parts)
19	035073	3	3	CAPSCREW, 1/2"NF x 1-3/4"
	904208	3	3	LOCKWASHER, 1/2"
	911043	3	3	NUT, 1/2"NF
20	633385	1	1	BRACKET, filter mounting (Used prior to tractor #13714)
21	035236	4	4	CAPSCREW, 1/2"NC x 1-3/4"
	904208	4	4	LOCKWASHER, 1/2"
22	645101	-	1	BRACKET, filter mounting (Effective with tractor #13714)
23	035061	-	4	CAPSCREW, 1/2"NC x 1-1/4"
	904208	-	4	LOCKWASHER, 1/2"
24	-----	-	-	TRANSFER (See PAINTING AND MARKING)

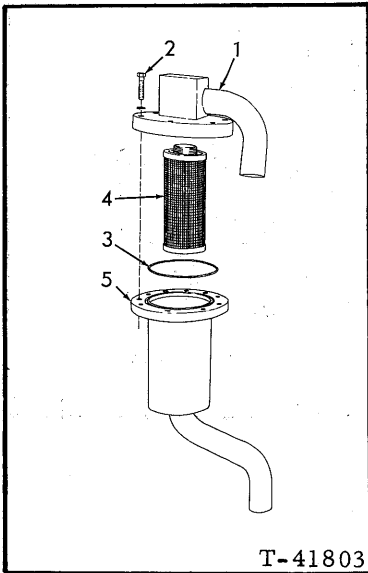


USAGE: See page 132 and 134

ITEM	PART NO.	QTY.	DESCRIPTION
1	622789	2	CAPSCREW, 1/2"NC x 4-1/2"
2	083980	1	COUPLING, driving shaft
3	090655	1	SEAL, oil, driving shaft
4	099914 910005	1 1	PLATE ASSEMBLY, back (Includes item 5 and PLUG indented below) PLUG, expansion, 1-1/8" diam.
5	059776	2	BEARING, back plate
6	099912	1	SHAFT, idling gears
7	099910	2	CASE
8	099913	1	SHAFT, driving
9	059782	3	PIN, gear driving
10	099916	4	GEAR
11	099911	1	SPACER
12	099917	1	PLATE ASSEMBLY, front (Includes item 13)
13	059776	2	BEARING, front plate
14	088736	4	CAPSCREW (7/16"NC x .3")
15	059778	1	GASKET, cover plate
16	632112 903625	1 6	PLATE, cover CAPSCREW, 1/4"NC x 3/4"
17	622790	2	NUT, doweling capscREW (1/2"NC)

FILTER ASSEMBLY 641722

USAGE: Tractors prior to serial No. 13714. See page 135

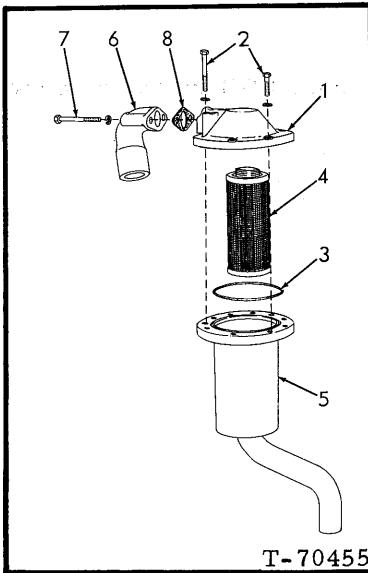


T-41803

ITEM	PART NO.	QTY.	DESCRIPTION
1	641700	1	COVER
2	035336	6	CAPSCREW, 3/8"NF x 1-3/4"
	904206	6	LOCKWASHER, 3/8"
3	923824	1	O-RING
4	623268	1	SCREEN
5	641758	1	HOUSING

FILTER ASSEMBLY 643606

USAGE: Tractor serial No. 13714 and up. See page 135



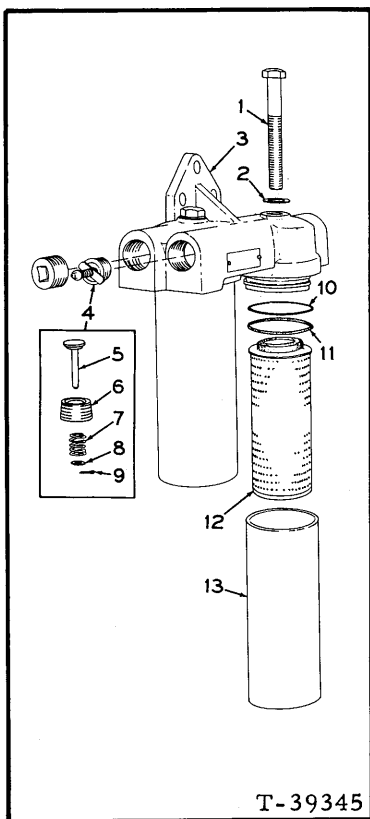
T-70455

ITEM	PART NO.	QTY.	DESCRIPTION
1	644827	1	COVER
2	012992	4	CAPSCREW, 3/8"NF x 1-1/4"
	914339	2	CAPSCREW, 3/8"NF x 2-3/4"
	904206	6	LOCKWASHER, 3/8"
3	923824	1	O-RING
4	623268	1	SCREEN
5	641758	1	HOUSING
6	644828	1	ELBOW, outlet
7	058936	2	CAPSCREW, 3/8"NC x 2-3/4"
	904206	2	LOCKWASHER, 3/8"
8	644816	1	GASKET, outlet elbow

FILTER ASSEMBLY 633797

USAGE: See page 132 and 135

ITEM	PART NO.	QTY.	DESCRIPTION
1	638796	2	CAPSCREW, head retaining (5/8"NF x 5")
2	631869	2	WASHER, head retaining capscREW
3	633310	1	HEAD
	901661	2	PLUG, pipe, ctsk-hd., 1"NPT
4	633995	2	VALVE ASSEMBLY, by-pass (Consists of items 5 thru 9)
5	-----	2	VALVE, by-pass (Order item 4)
6	-----	2	HOUSING, by-pass valve (Order item 4)
7	631870	2	SPRING, by-pass valve
8	632060	2	WASHER, by-pass valve spring
9	{ 632061	2	RING, snap, by-pass valve (Early units)
	{ 900970	2	PIN, cotter, 1/16" x 1/2" (Late units)
10	632062	2	RING, sealing, filter head
11	632063	2	O-RING, filter head
12	631828	2	ELEMENT KIT (Includes items 2, 10 and 11)
13	631872	2	TANK

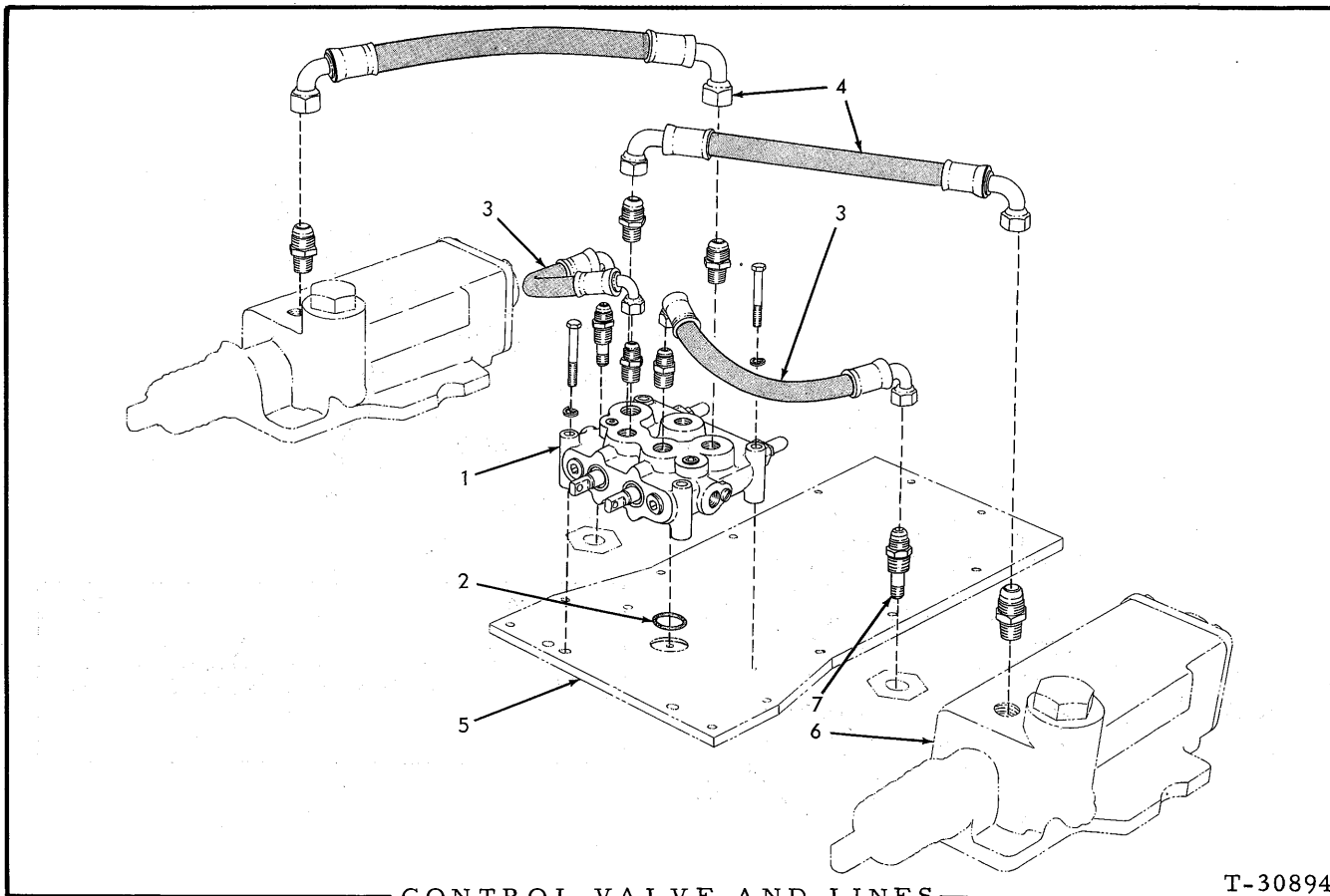


MEMO

Faint, illegible text on the left side of the page, possibly bleed-through from the reverse side.

Faint, illegible text in the middle section of the page, possibly bleed-through from the reverse side.

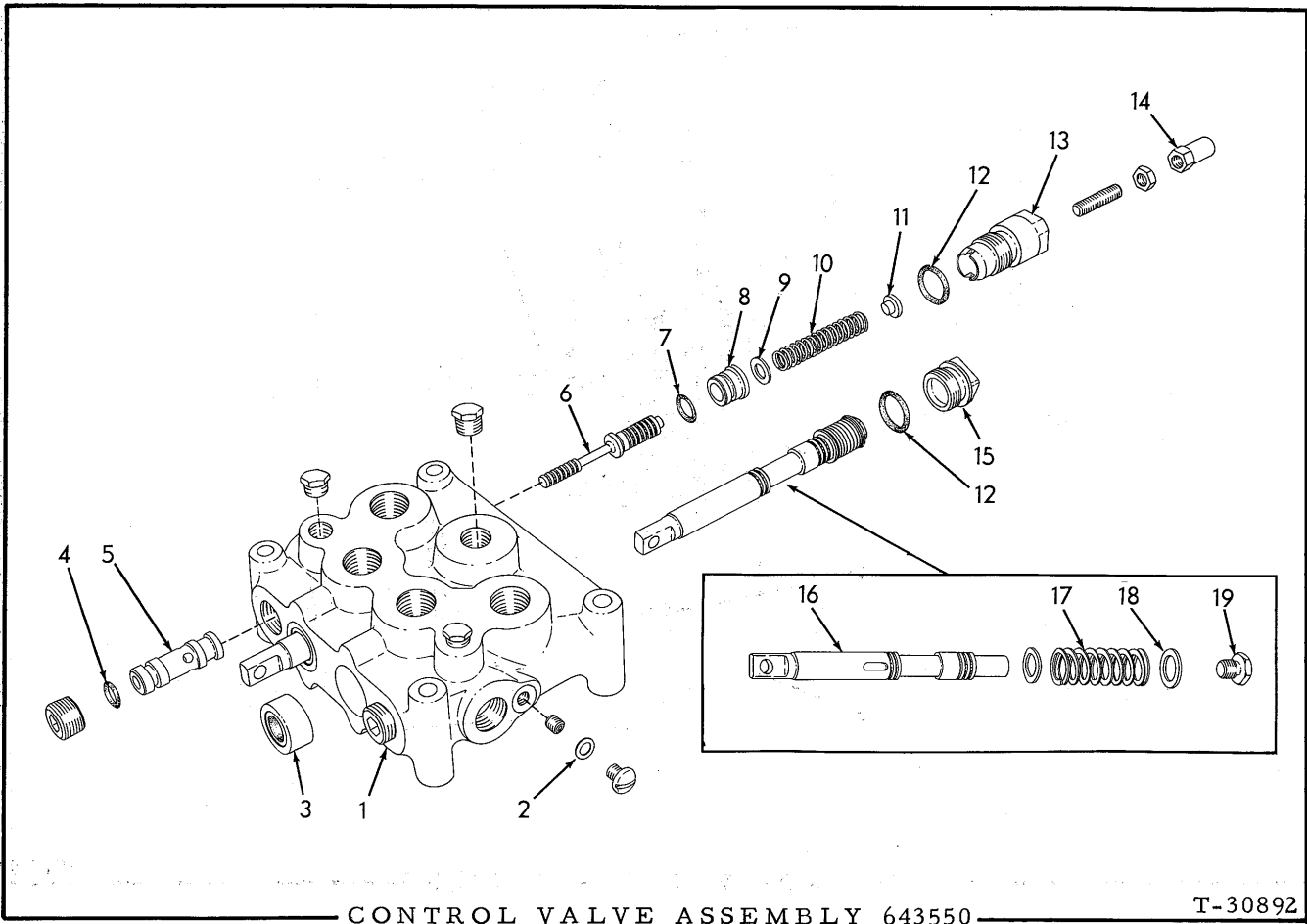
Faint, illegible text on the right side of the page, possibly bleed-through from the reverse side.



CONTROL VALVE AND LINES

T-30894

ITEM	PART NO.	QTY.	DESCRIPTION
1	643550	1	VALVE ASSEMBLY, control (See page 142 for parts)
	917151	2	CAPSCREW, 3/8"NF x 3-1/4"
	913633	2	CAPSCREW, 3/8"NF x 4"
	904206	4	LOCKWASHER, 3/8"
2	066798	1	O-RING, valve to compartment cover
3	629785	1	HOSE ASSEMBLY, clutch control, left (See page 6 for parts)
	629780	1	HOSE ASSEMBLY, clutch control, right (See page 6 for parts)
	919128	2	CONNECTOR, flare type, 1/2" tube, 1/2"NPT male
4	631137	2	HOSE ASSEMBLY, brake control (See page 6 for parts)
	919615	4	CONNECTOR, flare type, 3/4" tube, 1/2"NPT male
5	-----	-	COVER, bevel gear compartment (See STEERING CLUTCH AND FINAL DRIVE HOUSING)
6	-----	-	VALVE ASSEMBLY (See BRAKES)
7	628458	2	UNION, bulkhead



CONTROL VALVE ASSEMBLY 643550

T-30892

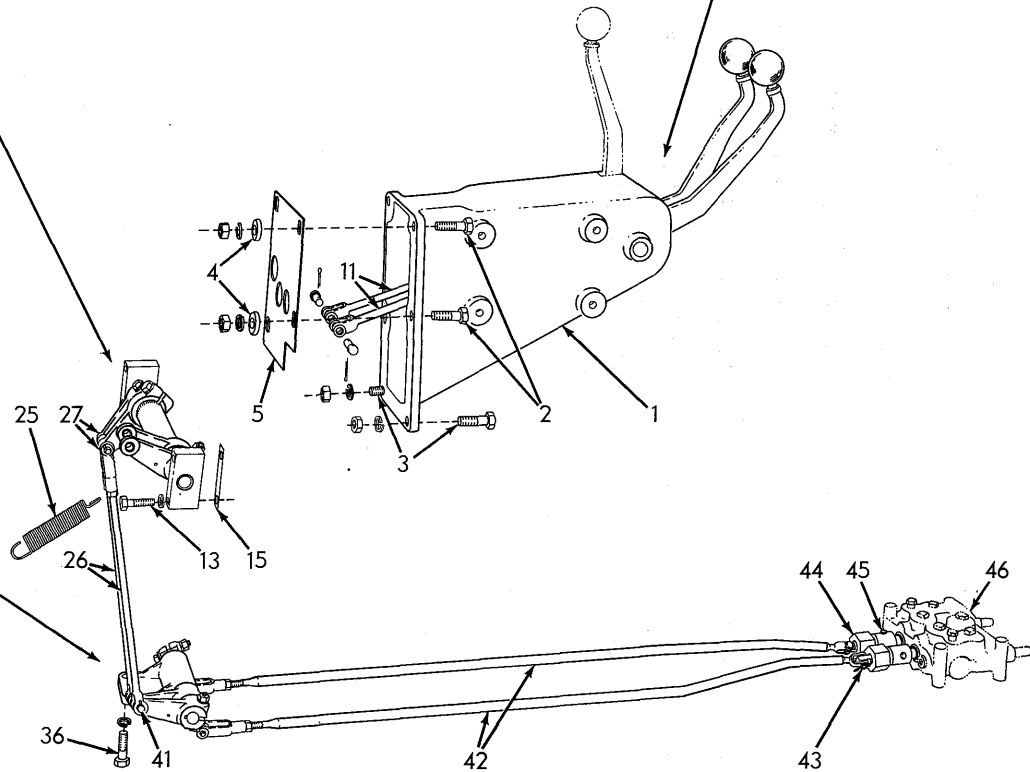
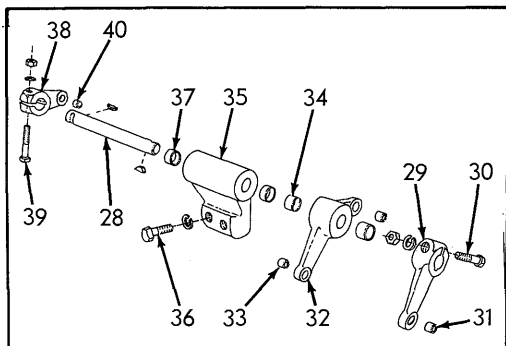
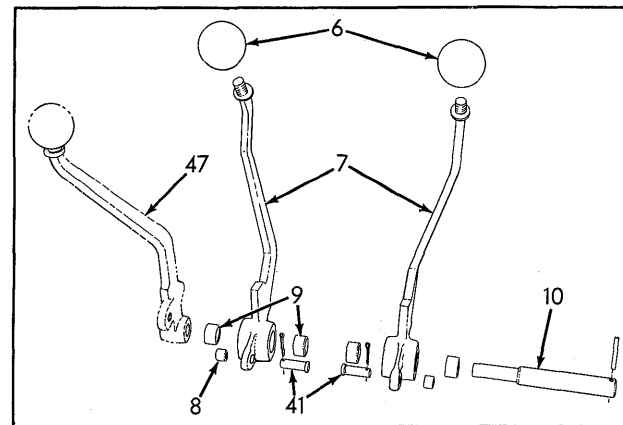
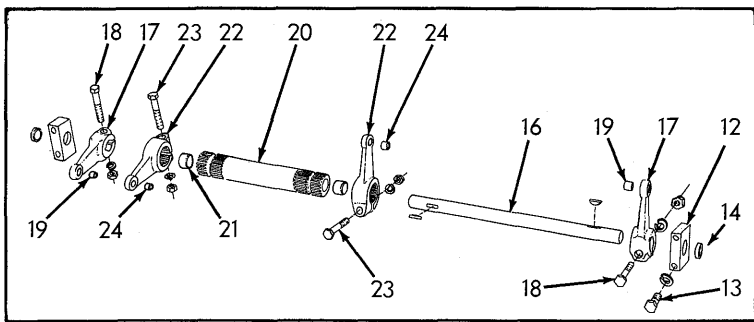
USAGE: See page 141

ITEM	PART NO.	QTY.	DESCRIPTION
1	-----	1	HOUSING (Not serviced separately)
	919840	2	PLUG, pipe, hex-hd., 1/4"NPT
	920333	1	PLUG, pipe, hex-hd., 3/8"NPT
	908944	2	PLUG, pipe, hex-socket, 1/2"NPT
	900585	2	SCREW, machine, 5/16"NC x 5/8"
2	3001737	2	GASKE T, plugging screw
3	623420	2	SEAL, oil, operating plunger
4	923548	2	O-RING, relief valve front seat
5	3014007	2	SEAT, relief valve, front
	905564	2	SETSCREW, hex-socket, cup-pt., 5/16"NC x 5/8"
6	623431	2	PLUNGER, relief valve
7	923376	2	O-RING, relief valve rear seat
8	623430	2	SEAT, relief valve, rear
9	631935	2	WASHER, relief valve plunger
10	630528	2	SPRING, relief valve
11	623427	2	GUIDE, relief valve spring

(Continued)

CONTROL VALVE ASSEMBLY 643550 (Continued)

ITEM	PART NO.	QTY.	DESCRIPTION
12	923574	4	O-RING, rear caps
13	623428	2	CAP, relief valve adjustment
	921303	2	SETSCREW, oval-pt., 3/8"NF x 1-1/2"
	911048	2	NUT, jam, 3/8"NF
14	3002757	2	NUT, acorn, relief valve
15	623429	2	CAP, operating plunger
16	-----	2	PLUNGER, operating (Not serviced separately)
17	627378	2	SPRING, operating plunger
18	627377	4	WASHER, operating plunger
19	627380	2	CAP, operating plunger



STEERING LEVERS AND LINKAGE

STEERING LEVERS AND LINKAGE

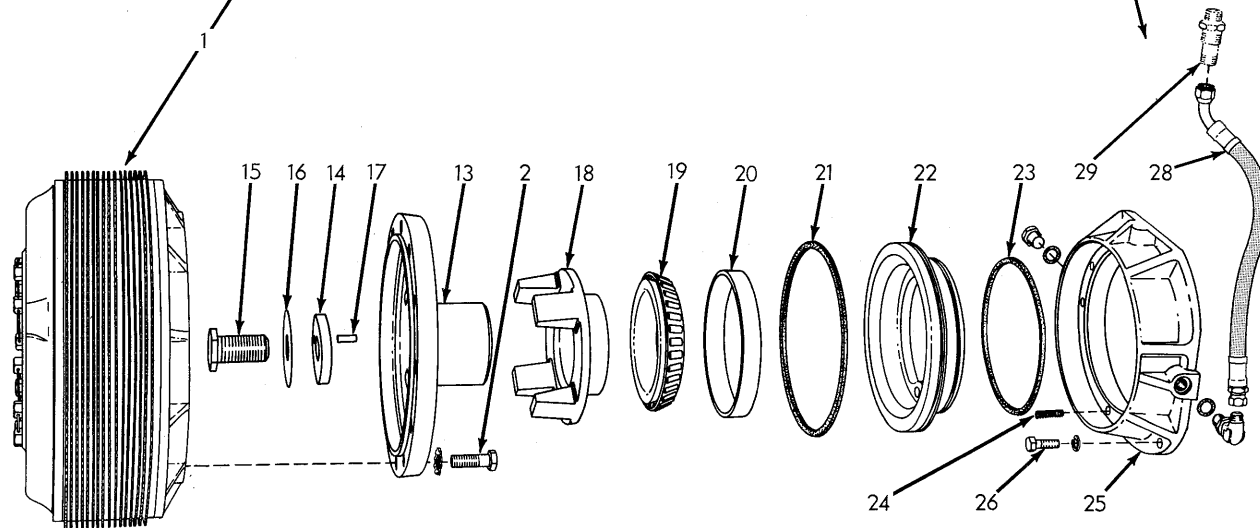
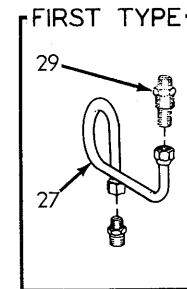
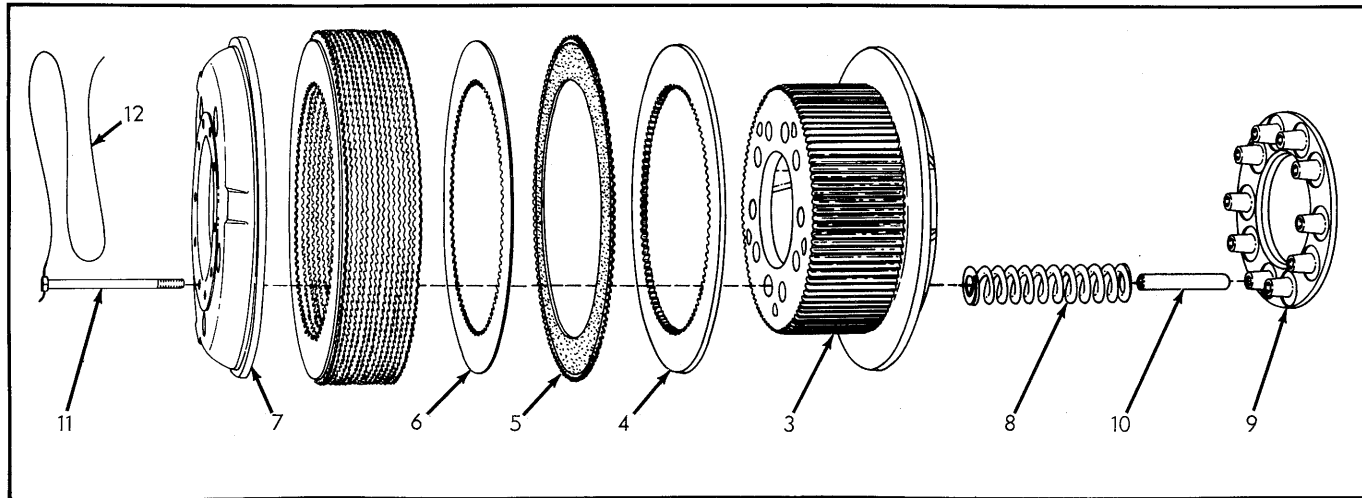
ITEM	PART NO.	QTY.	DESCRIPTION
1	629262	1	BRACKET, steering lever
2	035018	4	CAPSCREW, 1/2"NF x 1-1/2"
3	070469	2	CAPSCREW, 1/2"NF x 1-1/4"
4	064531	4	WASHER, plain
	904208	6	LOCKWASHER, 1/2"
	911043	6	NUT, 1/2"NF
5	631421	1	PLATE, air baffle
6	090020	2	KNOB, steering lever
7	630847	1	LEVER ASSEMBLY, steering, left (Includes items 8 and 9)
	630848	1	LEVER ASSEMBLY, steering, right (Includes items 8 and 9)
8	624584	2	BUSHING, steering lever (small)
9	630795	4	BUSHING, steering lever (large)
10	629716	1	SHAFT, steering levers
	915989	1	PIN, roll, 3/16" x 1-3/8"
11	631987	2	ROD, control, upper
12	630849	2	BLOCK, ASSEMBLY, pillow, upper cross shaft (Includes item 14) (Used prior to tractor #13264)
	643302	2	BLOCK ASSEMBLY, pillow, upper cross shaft (Includes item 14) (Effective with tractor #13264)
13	036034	4	CAPSCREW, 3/8"NF x 1" (Used prior to tractor #13264)
	045174	4	CAPSCREW, 3/8"NF x 2-1/2" (Effective with tractor #13264)
	904206	4	LOCKWASHER, 3/8"
14	628157	2	BUSHING, pillow block (Used prior to tractor #13264)
	643257	2	BUSHING, pillow block (Effective with tractor #13264)
15	061554	4	SHIM, aligning, upper cross shaft (Use as required)(Used prior to tractor #13264)
16	629717	1	SHAFT, cross, upper
	905123	2	KEY, #9 woodruff, 3/16" x 3/4"
17	630837	2	LEVER ASSEMBLY, upper cross shaft (Includes item 19)
18	046419	2	CAPSCREW, 3/8"NF x 2"
	904206	2	LOCKWASHER, 3/8"
	911041	2	NUT, 3/8"NF
		2	
19	624584	2	BUSHING, upper cross shaft lever
20	630851	1	TUBE ASSEMBLY, torque, upper cross shaft (Includes item 21)
21	630795	2	BUSHING, torque tube
22	630841	2	LEVER ASSEMBLY, torque tube (Includes item 24)
23	099575	2	CAPSCREW, 3/8"NF x 2-1/4"
	904206	2	LOCKWASHER, 3/8"
	911041	2	NUT, 3/8"NF

(Continued)

STEERING LEVERS AND LINKAGE (Continued)

ITEM	PART NO.	QTY.	DESCRIPTION
24	624584	2	BUSHING, torque tube lever
25	043881	2	SPRING, cross shaft lever
26	630821	2	ROD, control, vertical
	911041	2	NUT, 3/8"NF
27	628736	4	YOKE, control rod
28	629454	1	SHAFT, cross, lower
	905123	2	KEY, #9 woodruff, 3/16" x 3/4"
29	630837	1	LEVER ASSEMBLY, lower cross shaft, left (Includes item 31)
30	046419	1	CAPSCREW, 3/8"NF x 2"
	904206	1	LOCKWASHER, 3/8"
	911041	1	NUT, 3/8"NF
31	624584	1	BUSHING, lower cross shaft lever
32	630852	1	BELLCRANK ASSEMBLY, lower cross shaft (Includes item 33 and 34)
33	624584	2	BUSHING, lower cross shaft bellcrank (small)
34	630795	2	BUSHING, lower cross shaft bellcrank (large)
35	630850	1	BRACKET ASSEMBLY, lower cross shaft (Includes item 37)
36	035018	2	CAPSCREW, 1/2"NF x 1-1/2"
	904208	2	LOCKWASHER, 1/2"
37	630795	2	BUSHING, lower cross shaft bracket
38	630836	1	LEVER ASSEMBLY, lower cross shaft, right (Includes item 40)
39	046419	1	CAPSCREW, 3/8"NF x 2"
	904206	1	LOCKWASHER, 3/8"
	911041	1	NUT, 3/8"NF
40	624584	1	BUSHING, lower cross shaft lever
41	078810	10	PIN, control linkage yokes
	900801	10	PIN, cotter, 3/32" x 3/4"
42	630763	1	ROD, control, lower left
	630764	1	ROD, control, lower right
	911041	2	NUT, 3/8"NF
43	627451	2	PIN, lower control rod
	900801	2	PIN, cotter, 3/32" x 3/4"
44	630846	2	OVER-TRAVEL ASSEMBLY (Serviced only as a unit)
45	630833	2	PIN, retaining, over-travel
	900801	2	PIN, cotter, 3/32" x 3/4"
46	-----	1	VALVE, control (See CONTROL VALVE AND LINES)
47	-----	1	LEVER, throttle (See THROTTLE CONTROL)

MEMO

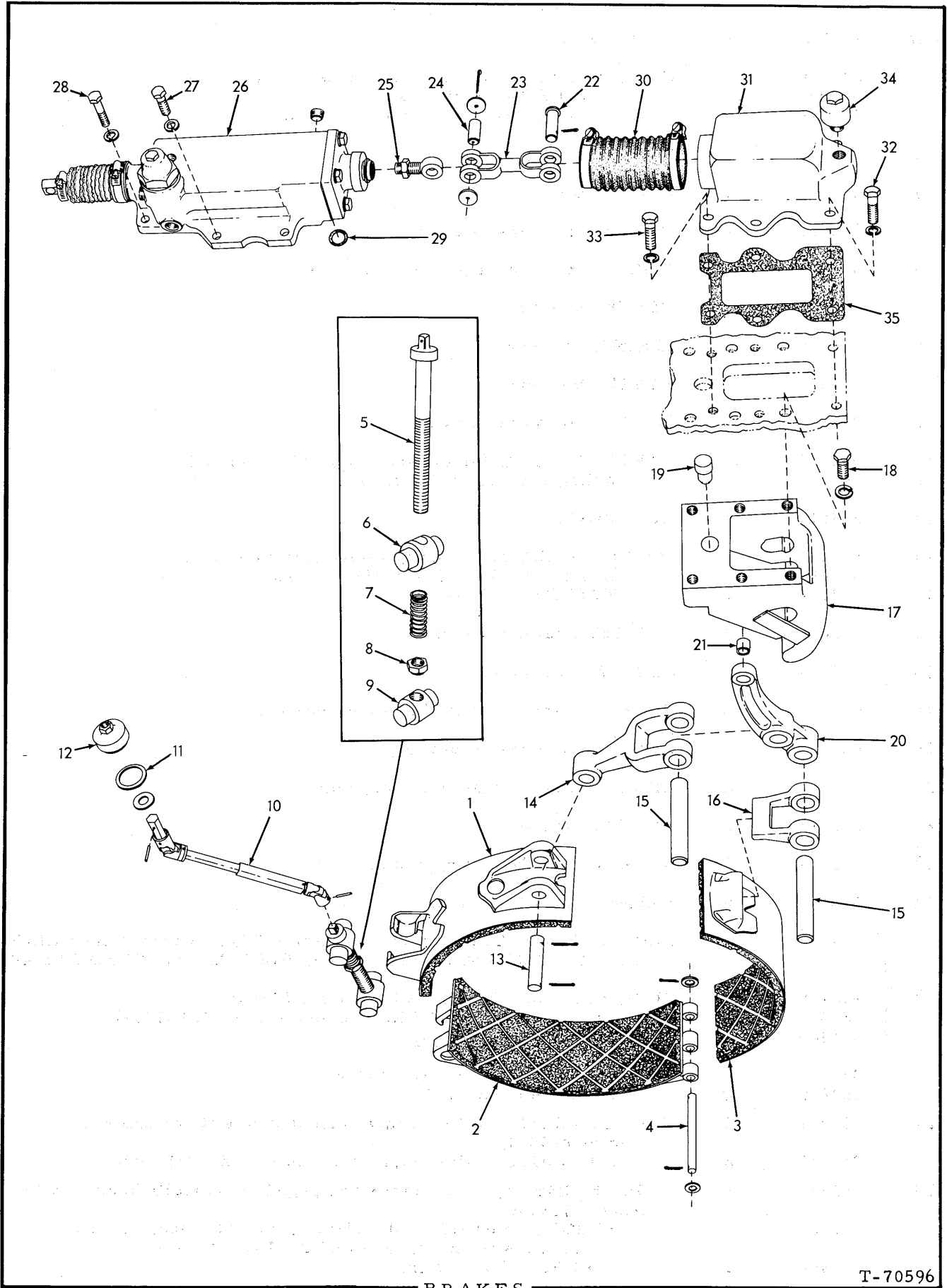


STEERING CLUTCHES

T-40590

STEERING CLUTCHES

ITEM	PART NO.	QTY.	DESCRIPTION
1	623010	2	CLUTCH ASSEMBLY (Consists of items 3 thru 12)
2	623001	24	CAPSCREW, 5/8"NC x 2"
	915942	24	LOCKWASHER, int-ext-tooth, 5/8"
3	093954	2	HUB, steering clutch
4	052117	2	PLATE, back
5	623017	32	DISC, friction (bi-metallic)
6	623018	34	DISC, friction (steel)(Use as required)
7	054809	2	PLATE, pressure
8	623016	20	SPRING, pressure
9	051836	2	PLATE, throwout
10	052118	20	SPACER, throwout plate
11	052119	20	CAPSCREW, plate (drilled-hd., 1/2"NF x 6-1/2")
12	052519	4	WIRE, locking, 1/16" x 39"
13	623013	2	HUB, driving
14	623345	2	WASHER ASSEMBLY, hub retaining (Includes item 17)
15	071085	2	BOLT, thin-hd., 1-1/4"NF x 2-1/2"
16	623347	2	WASHER, locking
17	052066	2	PIN, hub retaining washer
18	623014	2	SLEEVE, throwout
19	623007	2	CONE ASSEMBLY, clutch throwout bearing
20	623008	2	CUP, clutch throwout bearing
21	623003	2	RING, sealing, actuating piston, outer
22	623012	2	PISTON, actuating
23	623004	2	RING, sealing, actuating piston, inner
24	040475	6	SPRING, actuating piston
25	-----	2	RING, collector (Used prior to tractor #13094. Order 1 each RING 642448, HOSE ASSEMBLY 642445, PLUG 921573, ELBOW 921402)
	642448	2	RING, collector (Effective with tractor #13094)
	921573	2	PLUG, hex-hd., 3/4"NF (Includes O-RING 921349)
	921349	2	O-RING, plug sealing
26	035733	6	CAPSCREW, 1/2"NC x 1-3/8"
	904208	6	LOCKWASHER, 1/2"
27	628747	2	TUBE ASSEMBLY, oil pressure (Includes nuts)(Used prior to tractor #13094)
	919128	2	CONNECTOR, flare type, 1/2" tube, 1/2"NPT male
28	642445	2	HOSE ASSEMBLY, oil pressure (See page 6 for parts)(Effective with tractor #13094)
	921402	2	ELBOW, adjustable, 90°, flare type, 1/2" tube, 3/4"NF (Includes washers, nuts and O-RING 921349)
	921349	2	O-RING, elbow sealing
29	-----	2	UNION (See CONTROL VALVE AND LINES)



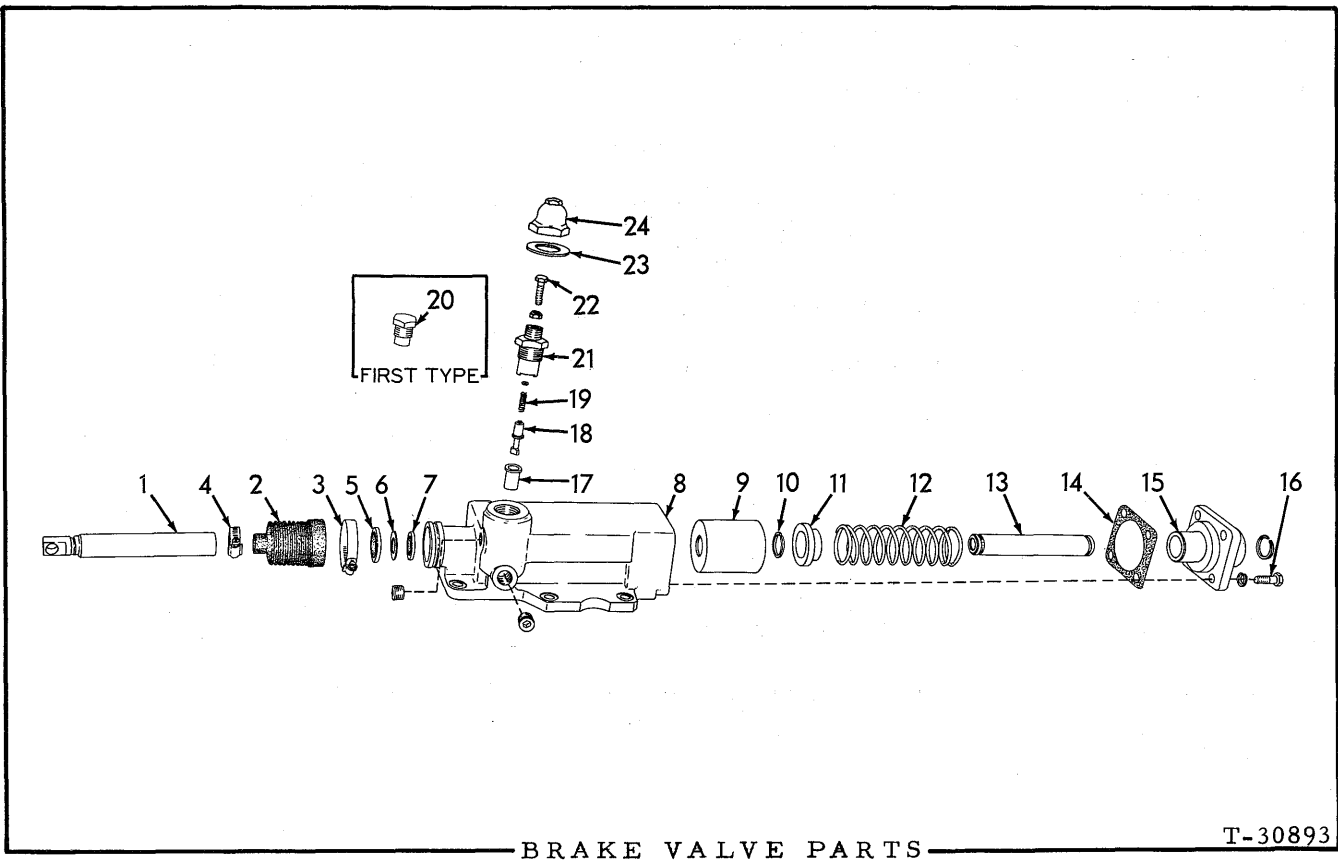
BRAKES

ITEM	PART NO.	QTY.	DESCRIPTION
1	637993	2	BAND ASSEMBLY, top section (Includes bonded lining)
2	638002	2	BAND ASSEMBLY, bottom section (Includes bonded lining)
3	637997	2	BAND ASSEMBLY, rear section (Includes bonded lining)
4	623130	2	PIN, band hinge
	912900	4	WASHER, plain, 21/32" x 1" x .109
	900806	4	PIN, cotter, 1/8" x 1"
5	623168	2	SCREW, band adjusting
6	623181	2	PIN, adjusting screw, upper band
7	623180	2	SPRING, band adjusting screw
8	623179	2	NUT, band adjusting screw
9	623153	2	PIN, adjusting screw, bottom band
10	623560	2	DRIVE ASSEMBLY, universal, band adjustment (Serviced only as a unit)
	921330	2	PIN, roll, 7/32" x 1-1/8" (lower)
	920335	2	PIN, roll, 5/32" x 1-1/8" (upper)
	910883	2	WASHER, plain, 29/32" x 1-1/2" x .109
11	623144	2	GASKET, brake adjustment hole plug
12	623167	2	PLUG, brake adjustment hole
13	623132	2	PIN, top band
	900808	4	PIN, cotter, 1/8" x 1-1/2"
14	623133	2	YOKE, brake band, upper
15	623131	4	PIN, band yoke
16	623158	2	YOKE, brake band, lower
17	623182	2	BRACKET ASSEMBLY, band lever (Includes item 19)
18	023465	12	CAPSCREW, 5/8" NF x 1-3/4"
	904209	12	LOCKWASHER, 5/8"
19	643740	2	PIN, band lever bracket
20	623165	2	LEVER ASSEMBLY, band operating (Includes item 21)
21	623164	2	BUSHING, band operating lever
22	623139	2	PIN, connecting rod, rear
	910302	2	PIN, cotter, 5/32" x 1-1/4"
23	623140	2	ROD, connecting
24	623141	2	PIN, connecting rod, front (Used prior to tractor #12876)
	919761	2	PIN, roll, 1/8" x 1-1/4"
	637729	2	PIN, connecting rod, front (Effective with tractor #12876)
	904003	2	PIN, cotter, 1/8" x 2-1/4"
	637730	4	WASHER, plain

(Continued)

BRAKES (Continued)

ITEM	PART NO.	QTY.	DESCRIPTION
25	638818	2	EYE, connecting (Used prior to tractor #12876)
	623142	2	EYE, connecting (Effective with tractor #12876)
	910847	2	NUT, jam, 3/4"NF
26	623213	2	VALVE ASSEMBLY, brake operating (See page 153 for parts)(Used prior to tractor #12889. Order VALVE ASSEMBLY 638600)
	638600	2	VALVE ASSEMBLY, brake operating (See page 153 for parts) (Effective with tractor #12889)
27	908944	1	PLUG, pipe, hex-socket, 1/2"NPT (right valve only)
28	035073	8	CAPSCREW, 1/2"NF x 1-3/4"
28	035892	4	CAPSCREW, 1/2"NF x 2-1/2"
	904208	12	LOCKWASHER, 1/2"
29	923575	2	O-RING, valve discharge port
30	623138	2	BOOT, connecting
	921914	4	CLAMP, hose, 2-5/16" to 3-1/4" diam.
31	623137	2	COVER, band linkage
32	035067	4	CAPSCREW, 1/2"NF x 2"
33	070467	8	CAPSCREW, 1/2"NF x 1"
	904208	12	LOCKWASHER, 1/2"
34	622207	2	BREATHER, clutch compartment
35	623136	2	GASKET, band linkage cover



BRAKE VALVE PARTS

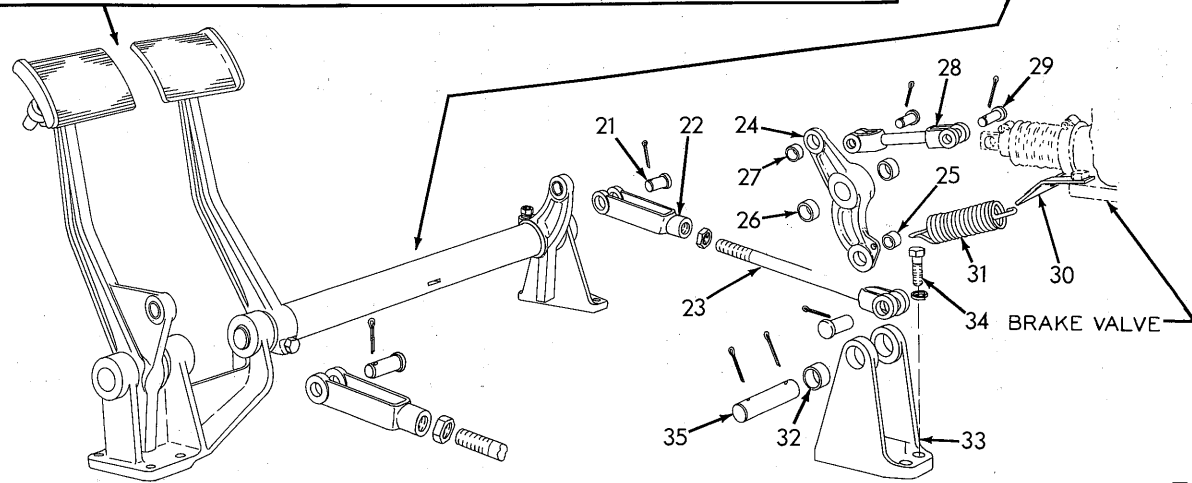
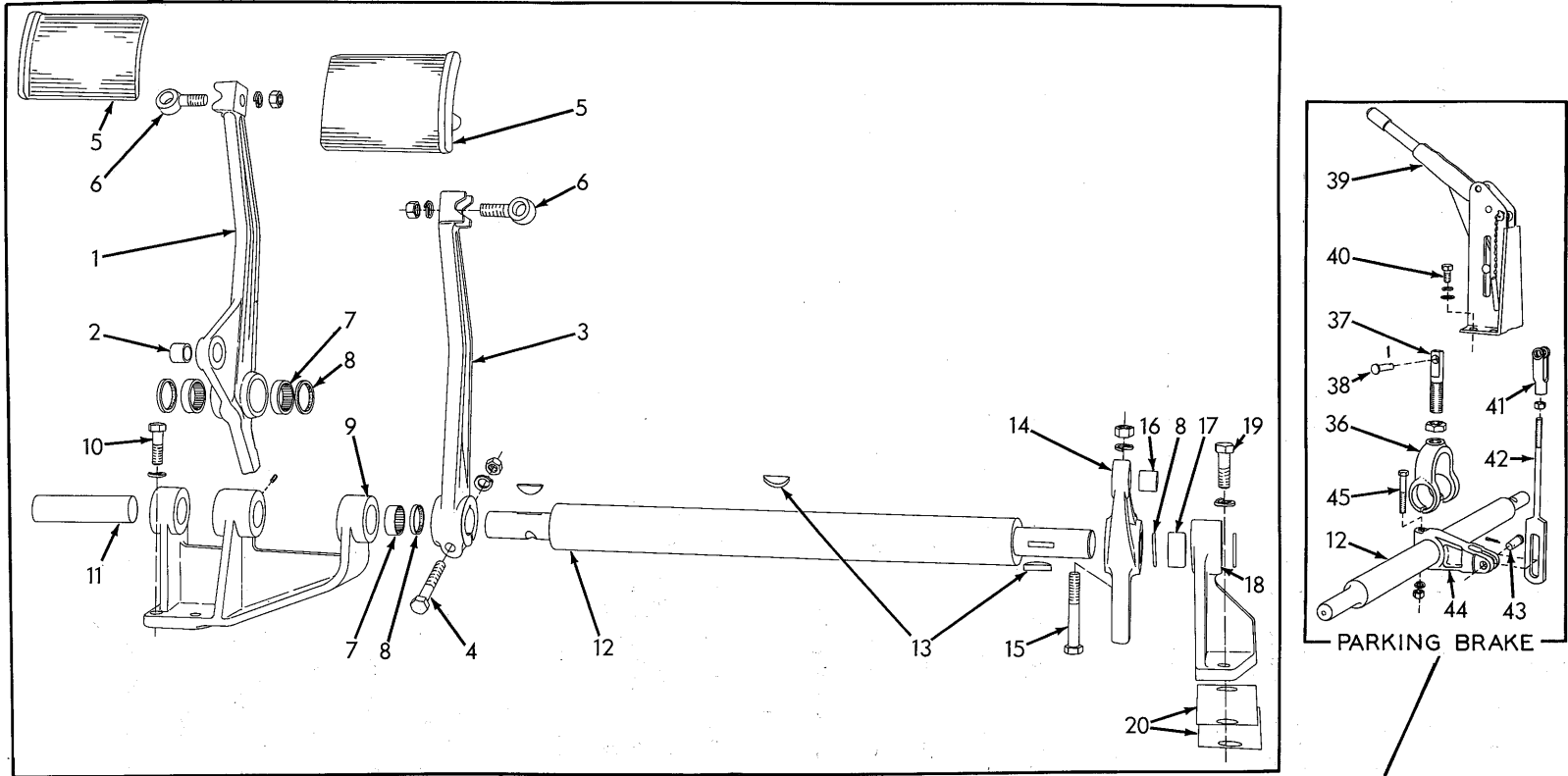
T-30893

BRAKE VALVE PARTS

USAGE: See page 151

* 623213 VALVE ASSEMBLY
 ** 638600 VALVE ASSEMBLY

ITEM	PART NO.	QTY.		DESCRIPTION
		*	**	
<u>NOTE:</u> All quantities indicated are for one (1) Valve Assembly only				
1	623194	1	1	SPOOL, valve
2	623195	1	1	BOOT, valve spool
3	921913	1	1	CLAMP, hose, 1-13/16" to 2-3/4" diam.
4	921912	1	1	CLAMP, hose, 1-1/16" to 2" diam.
5	623197	1	1	SEAL, outer
6	623489	1	1	WASHER, back-up, inner seal (vellumoid)
7	623198	1	1	SEAL, inner
8	623202	1	1	HOUSING
	908944	2	2	PLUG, pipe, hex-socket, 1/2"NPT
9	623201	1	1	PISTON ASSEMBLY (Includes fulcrum pin)
10	623206	2	2	RING, snap, actuating rod
11	623203	1	1	RETAINER, actuating rod spring
12	623204	1	1	SPRING, actuating rod
13	623207	1	1	ROD, actuating
14	623196	1	1	GASKET, actuating rod retainer
15	623205	1	1	RETAINER, actuating rod
16	614478	4	4	CAPSCREW, 1/2"NF x 1-3/8"
	904208	4	4	LOCKWASHER, 1/2"
17	623211	1	1	SEAT, relief valve
18	628019	1	1	VALVE, relief
19	623210	1	1	SPRING, relief valve
	911982	4	1	WASHER, plain
20	623209	1	-	CAP, relief valve
21	638563	-	1	CAP, relief valve
22	638561	-	1	CAPSCREW, pressure adjustment
	911048	-	1	NUT, jam, 3/8"NF
23	641148	-	1	GASKET, cap
24	638562	-	1	CAP, pressure adjustment screw



— BRAKE CONTROL —

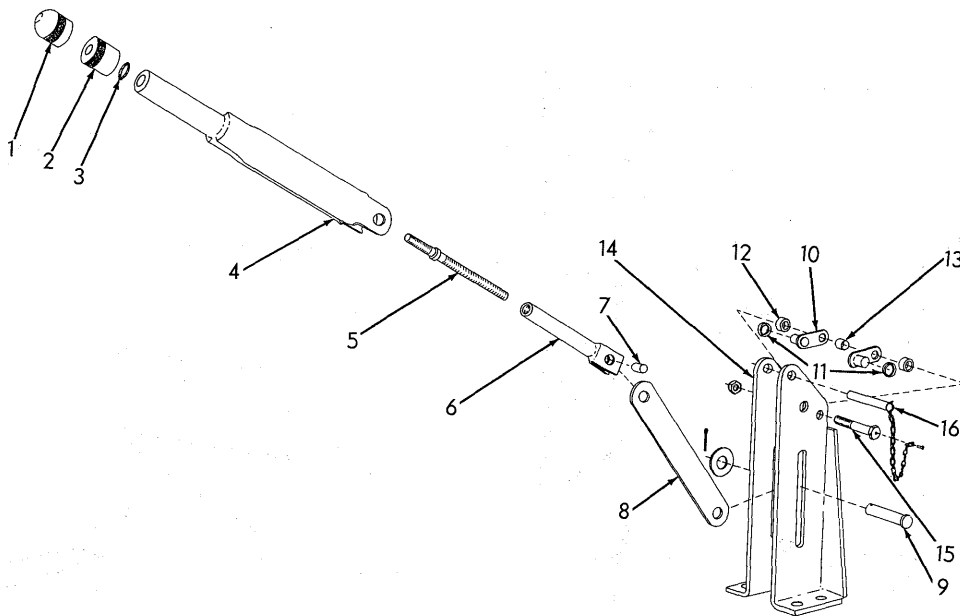
BRAKE CONTROL

ITEM	PART NO.	QTY.	DESCRIPTION
1	628874	1	LEVER ASSEMBLY, pedal, left (Includes item 2)
2	623164	1	BUSHING, left pedal lever
3	629250	1	LEVER, pedal, right
4	035278	1	CAPSCREW, 1/2"NF x 2-3/4"
	904208	1	LOCKWASHER, 1/2"
	911043	1	NUT, 1/2"NF
5	623151	2	PAD, pedal lever
6	050433	2	BOLT, eye, pedal lever pad
	904209	2	LOCKWASHER, 5/8"
	911044	2	NUT, 5/8"NF
7	053244	3	BEARING, needle, pedal shafts (1/2" wide)
8	053243	6	SEAL, dust, pedal shafts
9	629254	1	BRACKET, pedal shaft, left
10	035018	4	CAPSCREW, 1/2"NF x 1-1/2"
	904208	4	LOCKWASHER, 1/2"
11	052656	1	SHAFT, left pedal
	903093	1	SETSCREW, slotted-hd., cup-pt., 3/8"NC x 5/8"
12	629255	1	SHAFT, right pedal
13	631883	3	KEY, right pedal shaft (1/4" x 1-1/4")
14	629510	1	LEVER ASSEMBLY, right pedal shaft (Includes item 16)
15	042430	1	CAPSCREW, 1/2"NF x 3-1/4"
	904208	1	LOCKWASHER, 1/2"
	911043	1	NUT, 1/2"NF
16	623164	1	BUSHING, right pedal shaft lever
17	052642	1	BEARING, needle, right pedal shaft (3/4" wide)
18	629253	1	BRACKET, pedal shaft, right
19	035018	2	CAPSCREW, 1/2"NF x 1-1/2"
	904208	2	LOCKWASHER, 1/2"
20	629515	2	SHIM, right pedal shaft bracket (.032" thick. Use as req'd)
21	623139	4	PIN, yoke, front rod
	910302	4	PIN, cotter, 5/32" x 1-1/4"
22	628535	2	YOKE, front rod
23	628536	2	ROD, front
	910847	2	NUT, jam, 3/4"NF
24	629081	2	LEVER ASSEMBLY, rocker (Includes items 25, 26 and 27)
25	623164	2	BUSHING, rocker lever, lower
26	631882	4	BUSHING, rocker lever, center
27	052669	2	BUSHING, rocker lever, upper

(Continued)

BRAKE CONTROL (Continued)

ITEM	PART NO.	QTY.	DESCRIPTION
28	623146	2	ROD, rear
29	052671	4	PIN, yoke, rear rod
	900806	4	PIN, cotter, 1/8" x 1"
30	623145	2	CLIP, retracting spring
31	624057	2	SPRING, retracting
32	631882	4	BUSHING, rocker lever bracket
33	629252	2	BRACKET ASSEMBLY, rocker lever (Includes item 32)
34	035018	6	CAPSCREW, 1/2"NF x 1-1/2"
	904208	6	LOCKWASHER, 1/2"
35	639454	2	PIN, rocker lever bracket
	910320	4	PIN, cotter, 5/32" x 1-1/2"
36	631881	1	YOKE, shaft bracing
37	638338	1	EYE, shaft bracing yoke
	911051	1	NUT, jam, 1"NF
38	052671	1	PIN, bracing yoke eye
	900806	1	PIN, cotter, 1/8" x 1"
39	631981	1	LEVER ASSEMBLY, operating, parking brake (See page 157 for parts)
40	035221	4	CAPSCREW, 1/2"NC x 1"
	904208	4	LOCKWASHER, 1/2"
	910244	1	WASHER, plain, SAE std., 1/2"
41	068389	1	YOKE, parking brake rod
42	632159	1	ROD, connecting, parking brake lever
	913830	1	NUT, jam, 1/2"NF
43	052671	1	PIN, parking brake lever
	900806	1	PIN, cotter, 1/8" x 1"
44	631974	1	LEVER, parking brake
45	065588	1	CAPSCREW, 1/2"NF x 3-1/2"
	904208	1	LOCKWASHER, 1/2"
	911043	1	NUT, 1/2"NF

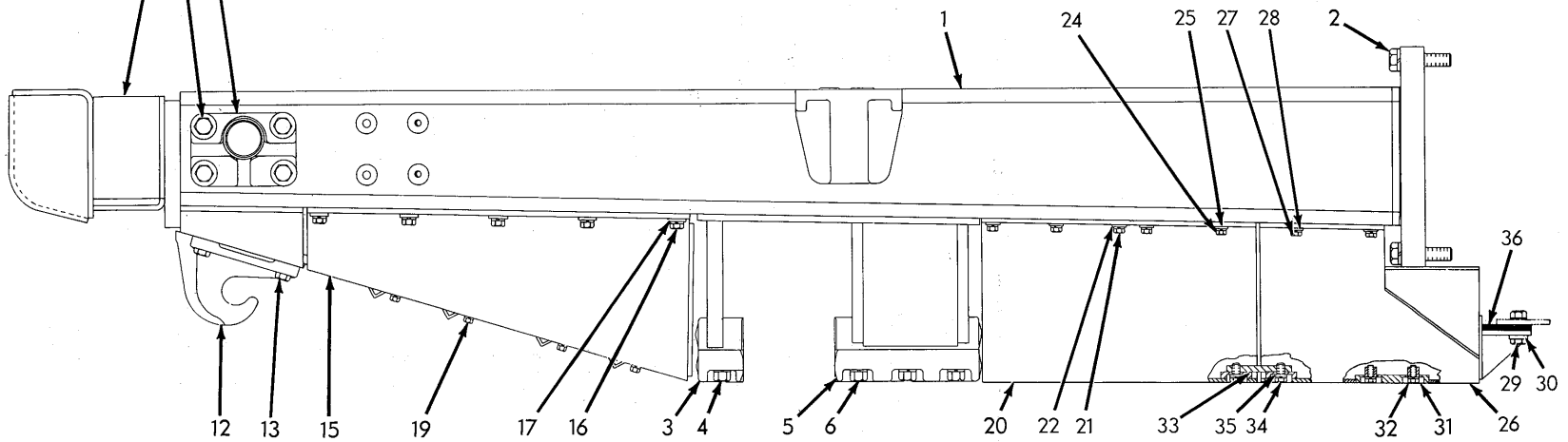
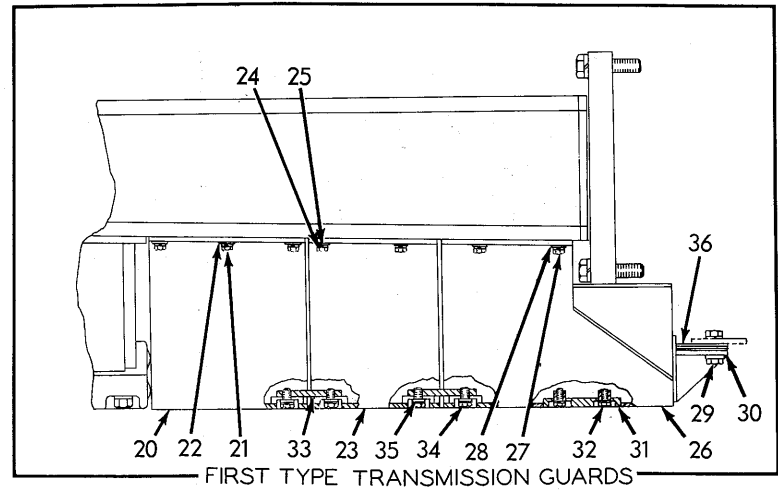
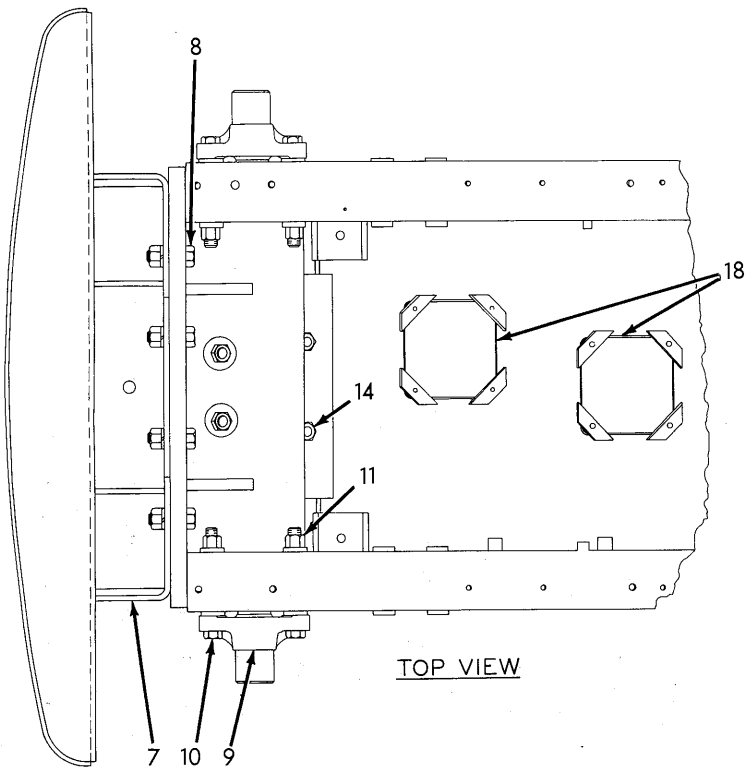


PARKING BRAKE LEVER ASSEMBLY 631981

T-37196

USAGE: See page 155

ITEM	PART NO.	QTY.	DESCRIPTION
1	637801	1	CAP, adjusting stud
2	637802	1	NUT, cap locking
3	923548	1	O-RING, adjusting stud knob
4	637803	1	LEVER, operating
5	637818	1	STUD, lever adjusting
6	637804	1	TUBE, adjusting stud
7	637819	1	PIN, connecting link
8	637805	1	LINK, connecting
9	637811	1	PIN, clevis
	900818	1	WASHER, plain, U.S. std., 1/2"
	900806	1	PIN, cotter, 1/8" x 1"
10	637808	2	BRACKET, pivot
11	637806	2	SPACER, pivot bracket (3/4" O.D.)
12	637809	2	SPACER, pivot bracket (5/8" O.D.)
13	637810	1	SPACER, pivot bracket (1/2" O.D.)
14	-----	1	BRACKET, supporting (Not serviced separately)
15	637817	1	BOLT, pivot bracket (drilled-hd.)
	919219	1	NUT, elastic stop, thin, 3/8" NF
16	637820	1	PIN, lever locking (Includes chain)
	913533	1	SCREW, thread-cutting, #4 x 1/4"



MAIN FRAME

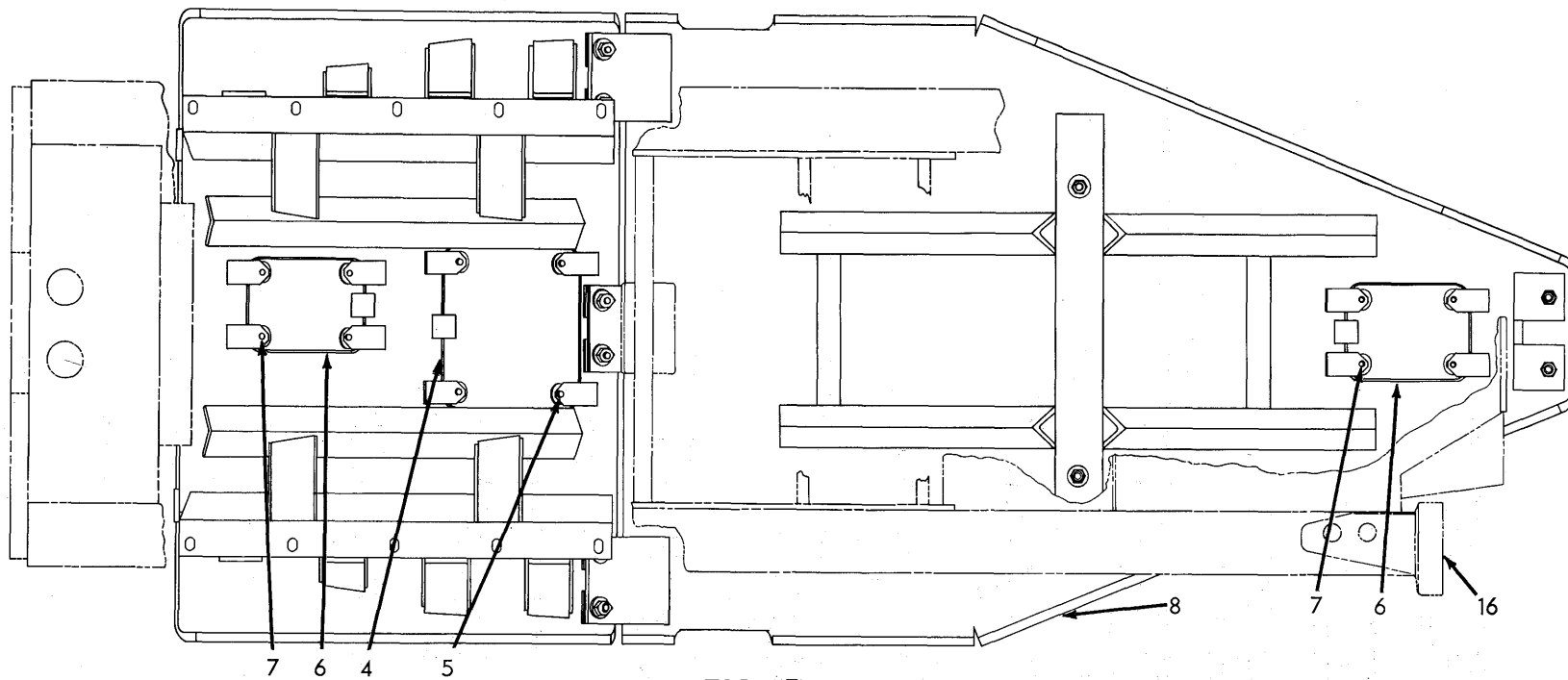
T-38130

MAIN FRAME

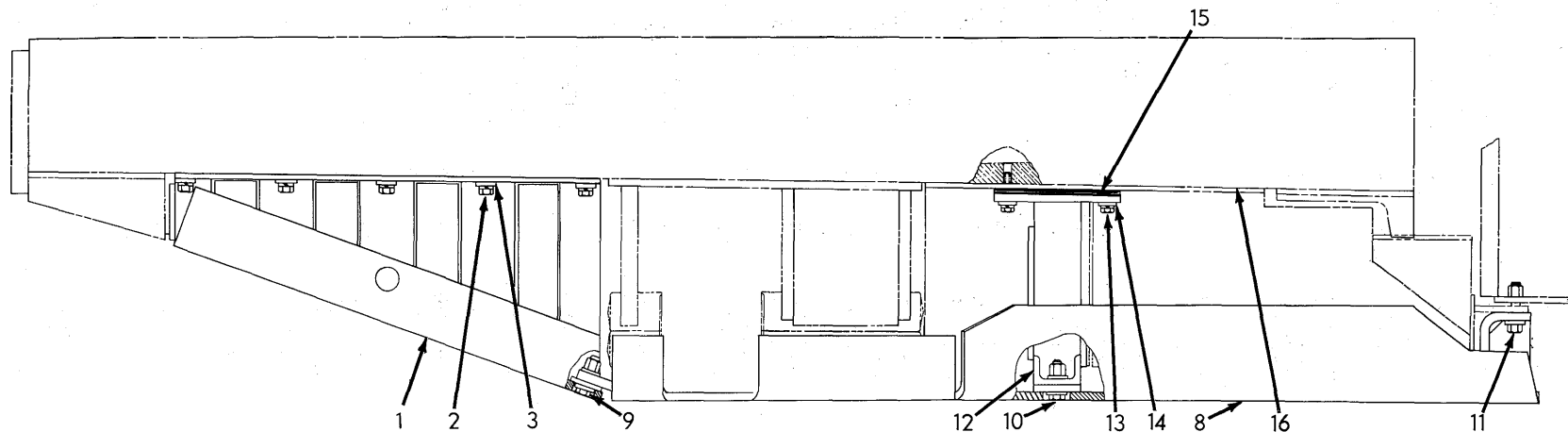
* Tractors prior to serial No.
 ** Tractors serial No. and up

ITEM	PART NO.	QTY.		DESCRIPTION
		*	**	
1	630110	1	1	FRAME ASSEMBLY (Includes items 3 thru 6)
2	638137	12	12	CAPSCREW, 1-1/4"NF x 5"
	904210	12	12	LOCKWASHER, 1-1/4"
3	630038	1	1	CAP, spring pivot pin, front
4	031055	2	2	CAPSCREW, 1"NF x 3-3/4"
	910916	2	2	LOCKWASHER, 1"
5	630450	1	1	CAP, spring pivot pin, rear
6	031055	6	6	CAPSCREW, 1"NF x 3-3/4"
	910916	6	6	LOCKWASHER, 1"
7	097964	1	1	BUMPER, front (Not used with front-mounted allied equipment)
8	012586	4	4	CAPSCREW, 1"NF x 3-3/4"
	910916	4	4	LOCKWASHER, 1"
	911047	4	4	NUT, 1"NF
9	629739	2	2	TRUNNION, radiator guard mounting
10	629916	8	8	CAPSCREW, 1"NF x 9-1/4"
11	600236	8	8	NUT, high, 1"NF
12	040503	1	1	HOOK, front pull
13	013006	4	4	CAPSCREW, 7/8"NF x 3-3/4"
14	070400	4	4	NUT, high, 7/8"NF
15	630018	1	1	GUARD ASSEMBLY, crankcase (Includes items 18 and 19)
16	012453	10	10	CAPSCREW, 3/4"NF x 2"
	904369	10	10	LOCKWASHER, 3/4"
17	061689	10	10	WASHER, plain
18	091634	2	2	PLATE, cover, oil and water drain holes
19	070469	8	8	CAPSCREW, 1/2"NF x 1-1/4"
	904208	8	8	LOCKWASHER, 1/2"
20	640754	1	-	GUARD, transmission, front section
	646549	-	1	GUARD, transmission, front section
21	023465	6	8	CAPSCREW, 5/8"NF x 1-3/4"
	904209	6	8	LOCKWASHER, 5/8"
22	064810	6	8	WASHER, plain
23	640773	1	-	GUARD, transmission, intermediate section
24	023465	4	-	CAPSCREW, 5/8"NF x 1-3/4"
	904209	4	-	LOCKWASHER, 5/8"
25	064810	4	-	WASHER, plain
26	640771	1	-	GUARD ASSEMBLY, transmission, rear section (Includes items 31 and 32)
	642613	-	1	GUARD ASSEMBLY, transmission, rear section (Includes items 31 and 32)
27	023465	4	4	CAPSCREW, 5/8"NF x 1-3/4"
	904209	4	4	LOCKWASHER, 5/8"
28	064810	4	4	WASHER, plain
29	012742	2	2	CAPSCREW, 3/4"NF x 2-1/4"
30	061689	2	2	WASHER, plain
	904369	2	2	LOCKWASHER, 3/4"
	911045	2	2	NUT, 3/4"NF

(Continued)



TOP VIEW



SIDE VIEW

BOTTOM GUARDS

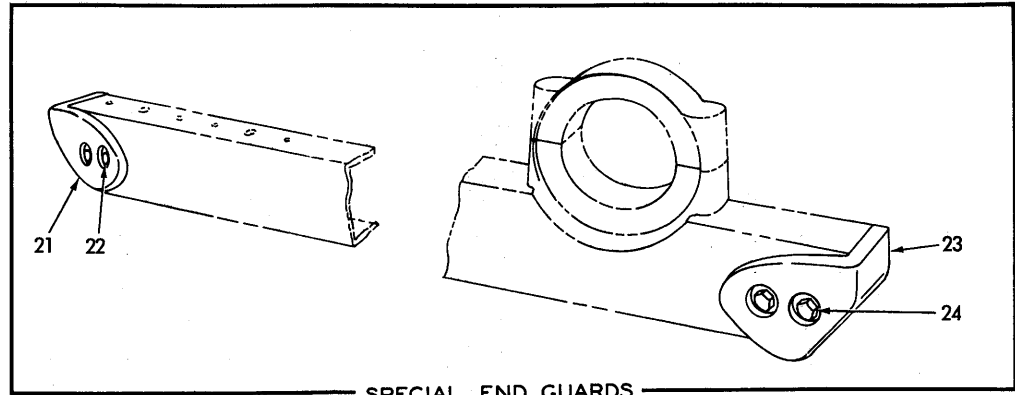
MAIN FRAME (Continued)

ITEM	PART NO.	QTY.		DESCRIPTION
		*	**	
31	629922	1	-	COVER, transmission oil drain
	642633	-	1	COVER, transmission oil drain
32	070467	2	-	CAPSCREW, 1/2"NF x 1"
	070469	-	2	CAPSCREW, 1/2"NF x 1-1/4"
	904208	2	2	LOCKWASHER, 1/2"
33	630039	2	1	PLATE, guard attaching
34	614478	8	4	CAPSCREW, 1/2"NF x 1-3/8"
	904208	8	4	LOCKWASHER, 1/2"
35	064531	8	4	WASHER, plain
36	631959	2	2	SHIM, rear guard (1/16" thick. Use as required)
	631960	2	2	SHIM, rear guard (1/8" thick. Use as required)

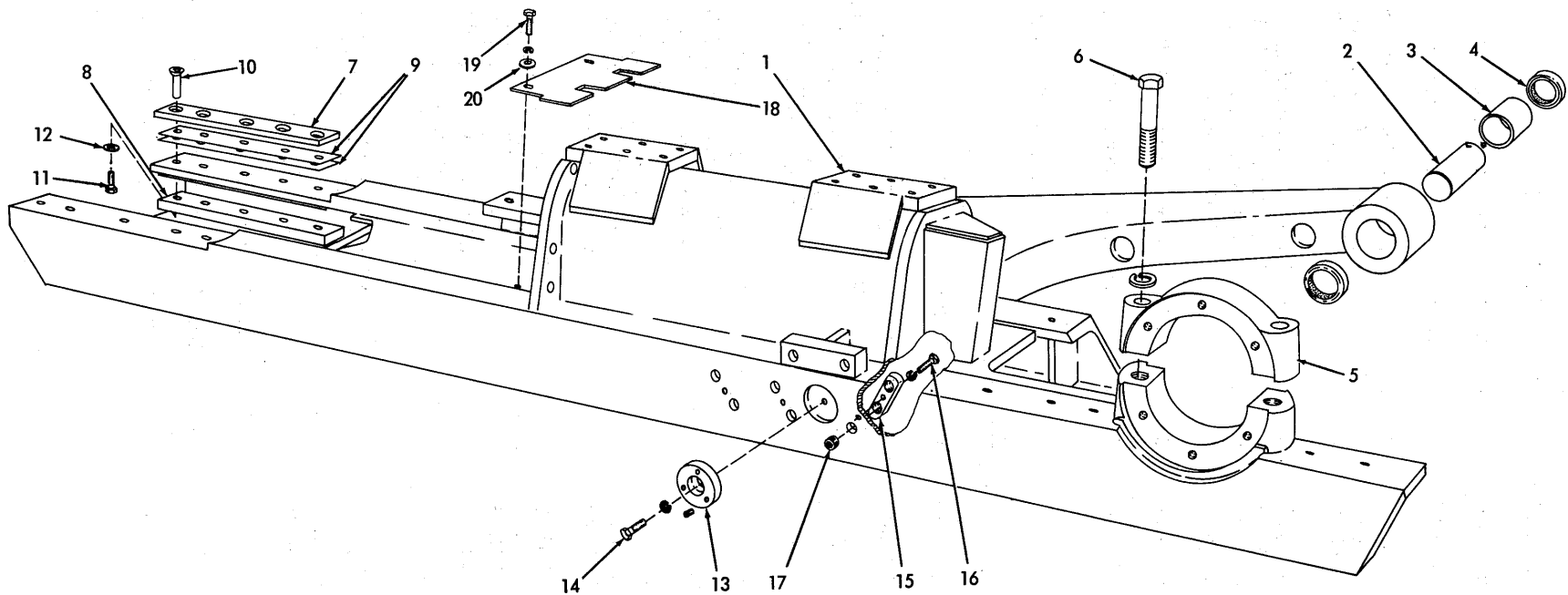
BOTTOM GUARDS

USAGE: Special equipment.

ITEM	PART NO.	QTY.		DESCRIPTION
1	633309	1		GUARD ASSEMBLY, bottom front section (Includes items 4 thru 7) (Used in place of standard GUARD ASSEMBLY 630018)
2	012742	10		CAPSCREW, 3/4"NF x 2-1/4"
	904369	10		LOCKWASHER, 3/4"
3	061689	10		WASHER, plain
4	633282	1		COVER, oil drain opening, rear
5	035221	4		CAPSCREW, 1/2"NC x 1"
	904208	4		LOCKWASHER, 1/2"
6	633283	2		COVER, guard, front and rear section
7	035221	8		CAPSCREW, 1/2"NC x 1"
	904208	8		LOCKWASHER, 1/2"
8	633338	1		GUARD, bottom, rear section (Includes items 6 and 7)
9	012984	6		CAPSCREW, 3/4"NF x 2-3/4"
10	070285	2		CAPSCREW, 3/4"NF x 3"
11	052527	2		CAPSCREW, 3/4"NF x 3-1/2"
	061689	18		WASHER, plain
	012767	10		NUT, high, 3/4"NF
12	633307	1		CHANNEL, supporting, rear bottom guard
13	023618	4		CAPSCREW, 5/8"NF x 2-1/2"
	904209	4		LOCKWASHER, 5/8"
14	064810	4		WASHER, plain
15	633276	4		SHIM, channel adjustment (1/16" thick. Use as req'd)
	633277	4		SHIM, channel adjustment (1/8" thick. Use as req'd)
16	-----	1		FRAME (See MAIN FRAME)



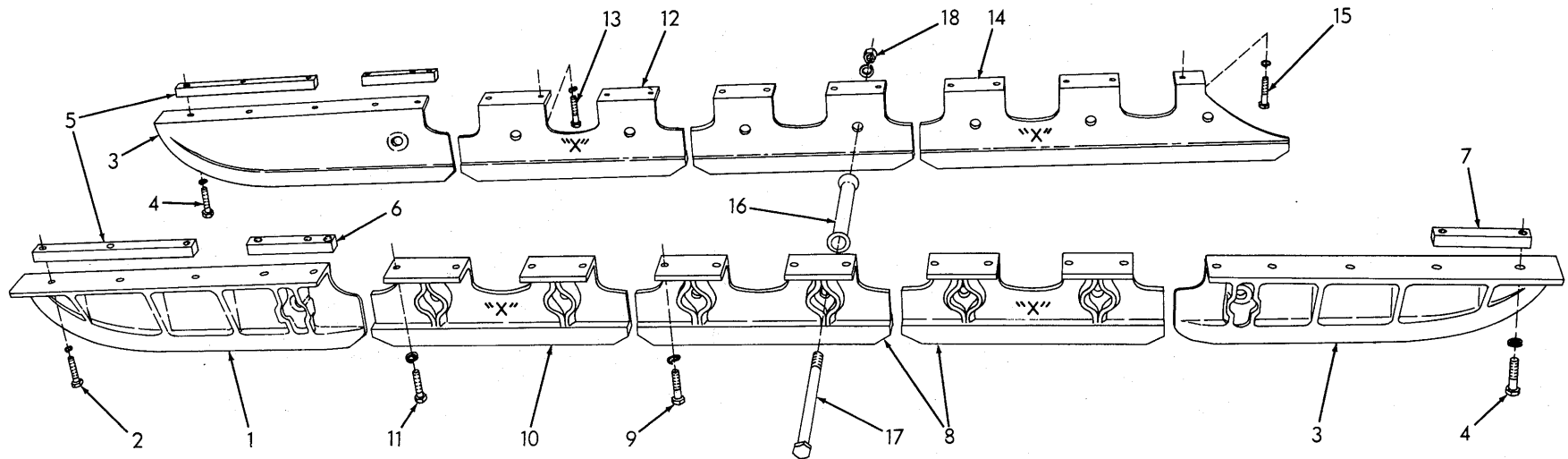
SPECIAL END GUARDS



TRUCK FRAME

TRUCK FRAME

ITEM	PART NO.	QTY.	DESCRIPTION
1	629113	1	TRUCK FRAME ASSEMBLY, left (Includes items 3, 5, and 6)
	629114	1	TRUCK FRAME ASSEMBLY, right (Includes items 3, 5 and 6)
2	052080	2	SHAFT, pivot
	907070	2	PLUG, pipe, ctsk-hd., 1/4"NPT
3	052079	2	BUSHING, pivot shaft
4	622984	4	SEAL, oil, pivot shaft
5	069810	2	CAP, sprocket shaft bearing
6	052077	4	CAPSCREW, 1-1/4"NF x 6"
	904210	4	LOCKWASHER, 1-1/4"
7	630624	4	BAR, slide, track idler, upper
8	631704	4	BAR, slide, track idler, lower
9	632575	4	SHIM, slide bar (.028" thick. Use as required)
	637601	4	SHIM, slide bar (.014" thick. Use as required)
10	631690	20	DOWEL, tapped, track idler slide bar
11	646045	20	CAPSCREW, Nylok, 3/8"NF x 1"
12	647080	20	WASHER, plain (hardened)
13	052085	2	COVER (Removed when mounting dozing equipment)
14	070469	2	CAPSCREW, 1/2"NF x 1-1/4"
	904208	2	LOCKWASHER, 1/2"
	911255	6	SETSCREW, socket-hd., cup-pt., 1/2"NC x 3/4"
15	052144	6	BLOCK, tapped (For mounting dozing equipment)
16	035067	6	CAPSCREW, 1/2"NF x 2"
	904208	6	LOCKWASHER, 1/2"
17	053421	12	PLUG (3/4"NPT)(For protecting dozer mounting holes)
18	097490	2	PLATE, closure
19	012992	4	CAPSCREW, 3/8"NF x 1-1/4"
	904206	4	LOCKWASHER, 3/8"
20	044973	4	WASHER, plain
NOTE: Items listed below are Special Equipment			
21	082979	3	GUARD, end, left hand
22	012742	6	CAPSCREW, 3/4"NF x 2-1/4"
	904369	6	LOCKWASHER, 3/4"
	911045	6	NUT, 3/4"NF
23	082980	3	GUARD, end, right hand
24	012742	6	CAPSCREW, 3/4"NF x 2-1/4"
	904369	6	LOCKWASHER, 3/4"
	911045	6	NUT, 3/4"NF



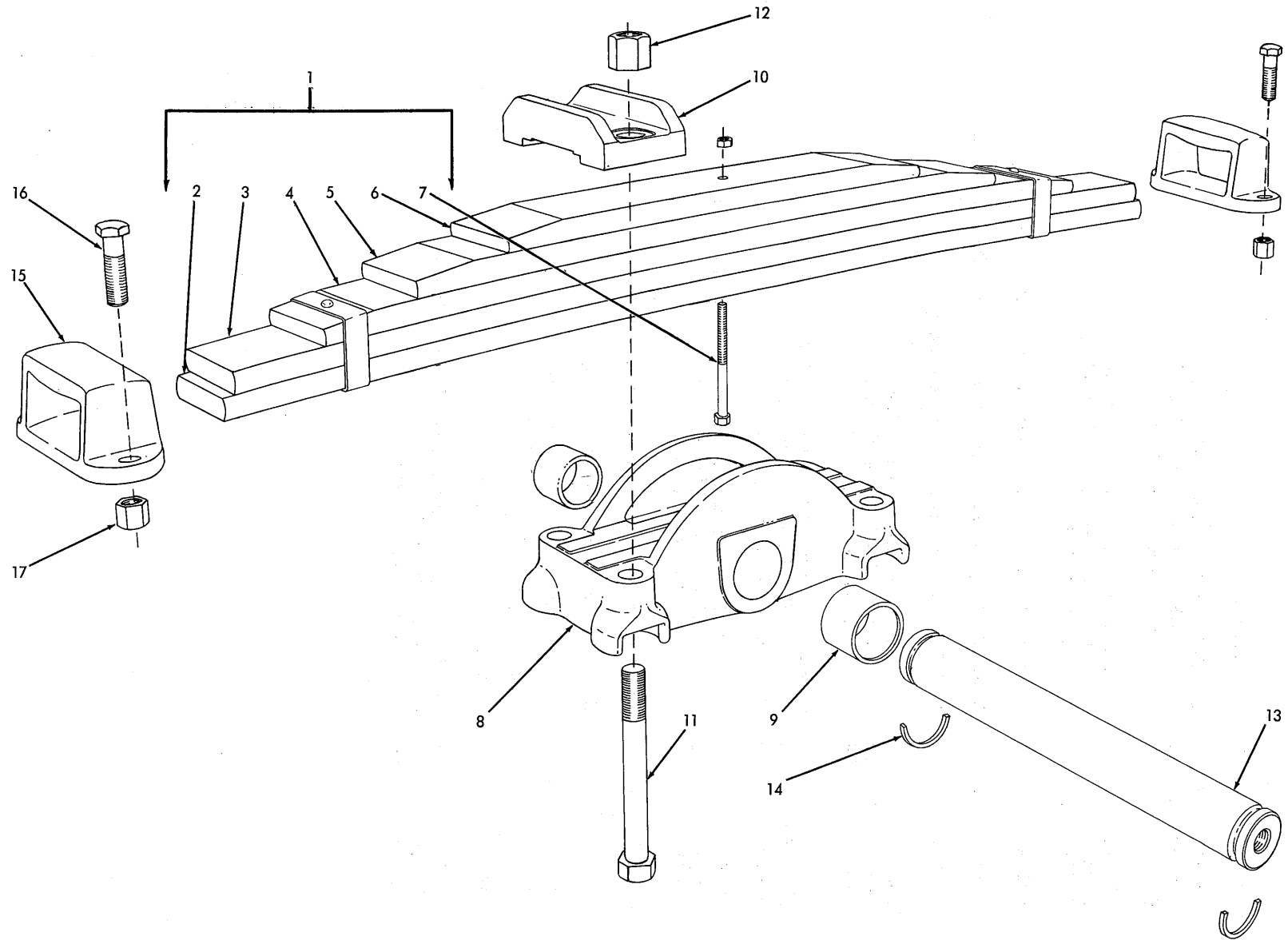
GUARDS MARKED "X" ARE SPECIAL EQUIPMENT

TRUCK FRAME GUARDS

TRUCK FRAME GUARDS

* Partial guarding. Standard equipment
 ** Full guarding. Special equipment

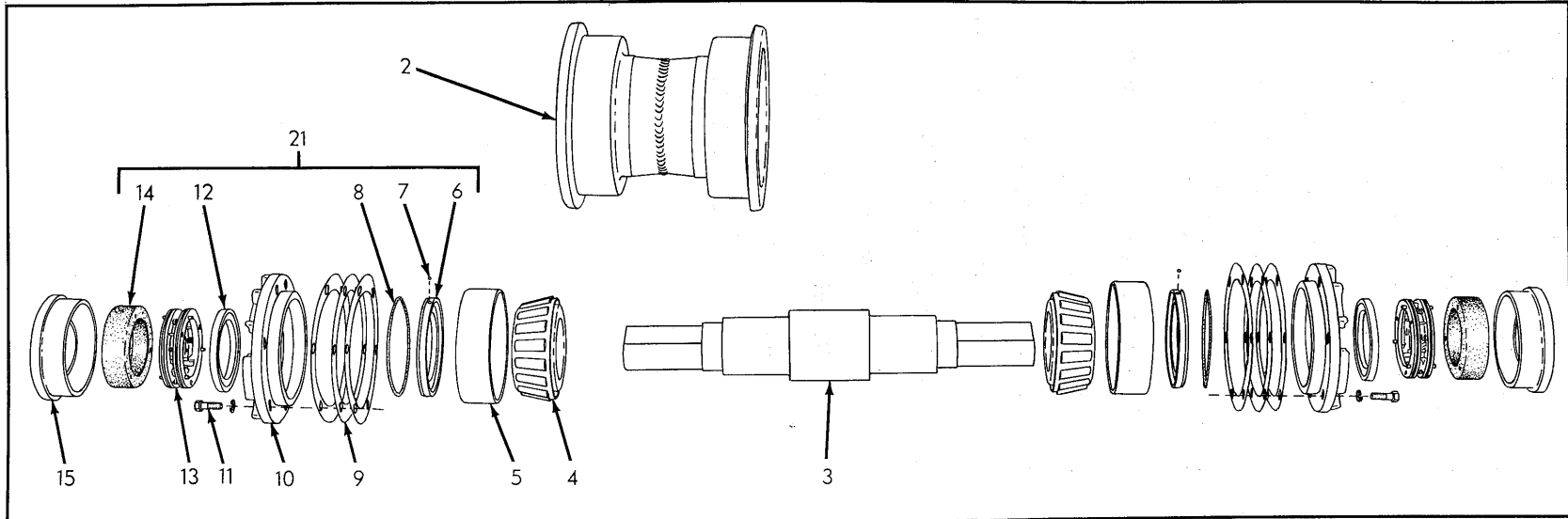
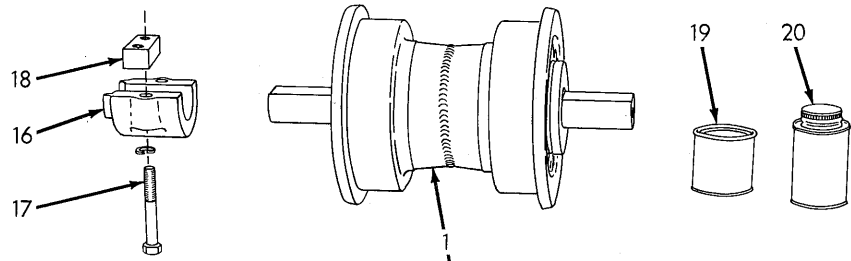
ITEM	PART NO.	QTY.		DESCRIPTION
		*	**	
1	632327	3	3	GUARD, end section, left hand
2	070285	15	15	CAPSCREW, 3/4"NF x 3"
	904369	15	15	LOCKWASHER, 3/4"
3	632328	3	3	GUARD, end section, right hand
4	070285	15	15	CAPSCREW, 3/4"NF x 3"
	904369	15	15	LOCKWASHER, 3/4"
5	632349	4	4	BLOCK, tapped, front guard attachment (16-1/4" long)
6	632325	4	4	BLOCK, tapped, front guard attachment (8-1/2" long)
7	632350	4	4	BLOCK, tapped, rear guard attachment
8	632397	4	6	GUARD, intermediate section
9	070285	16	24	CAPSCREW, 3/4"NF x 3"
	904369	16	24	LOCKWASHER, 3/4"
10	632417	-	2	GUARD, intermediate front section, left hand
11	070285	-	8	CAPSCREW, 3/4"NF x 3"
	904369	-	8	LOCKWASHER, 3/4"
12	632418	-	2	GUARD, intermediate front section, right hand
13	070285	-	8	CAPSCREW, 3/4"NF x 3"
	904369	-	8	LOCKWASHER, 3/4"
14	632447	-	1	GUARD, rear inner section, left side
	632448	-	1	GUARD, rear inner section, right side
15	070285	-	10	CAPSCREW, 3/4"NF x 3"
	904369	-	10	LOCKWASHER, 3/4"
16	632361	6	16	SPACER, guard bracing
17	632366	6	16	CAPSCREW, guard bracing (1"NF x 15-7/8")
	910916	6	16	LOCKWASHER, 1"
18	600236	6	16	NUT, high, 1"NF



EQUALIZING SPRING

EQUALIZING SPRING

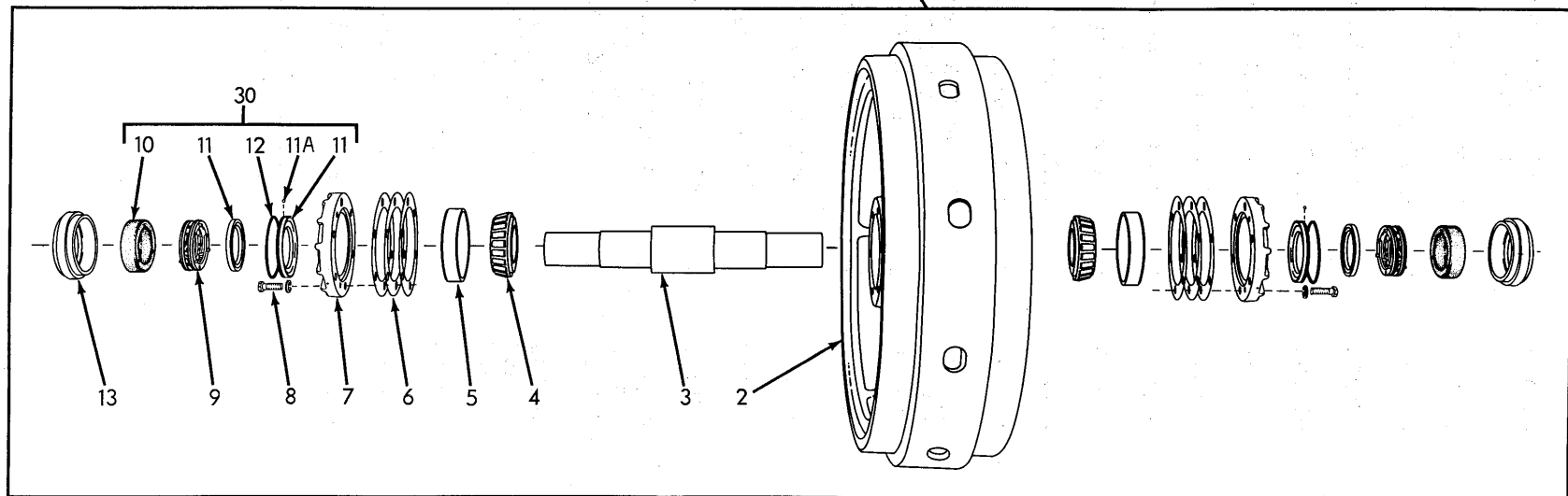
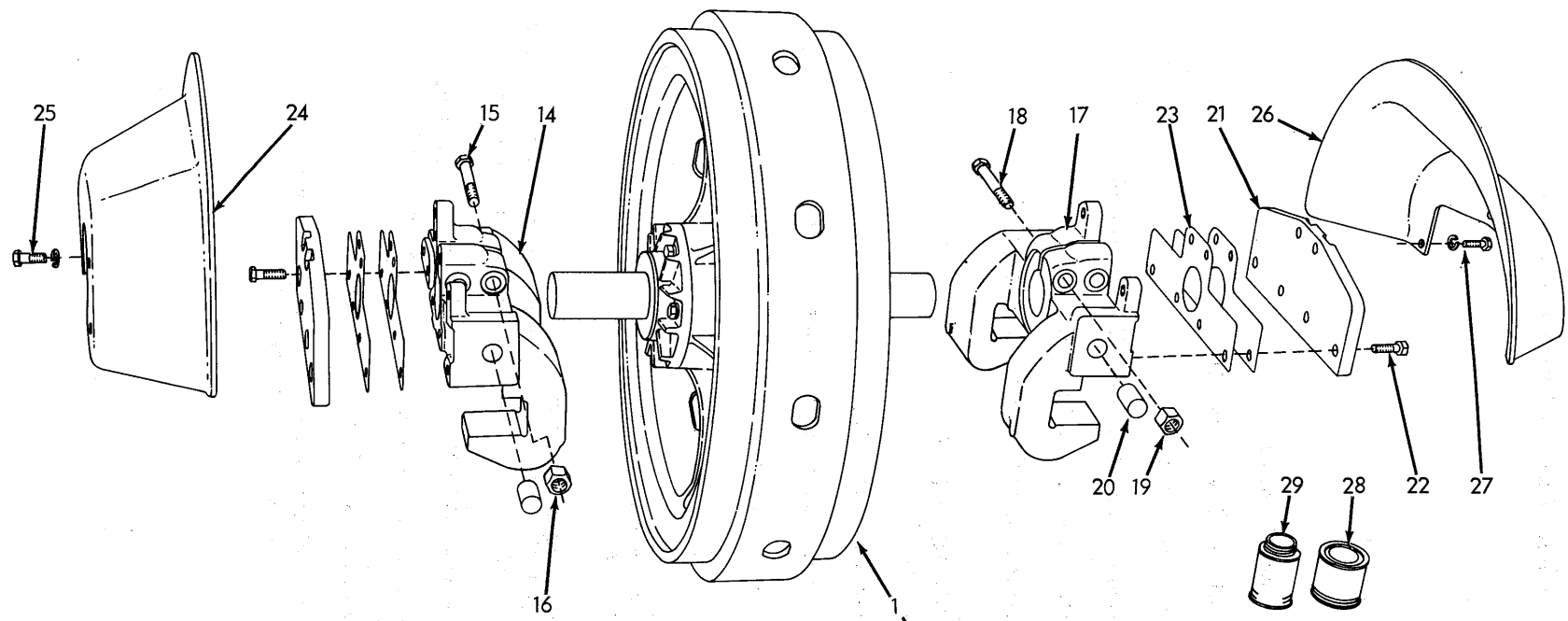
ITEM	PART NO.	QTY.	DESCRIPTION
1	099739	1	SPRING ASSEMBLY (Consists of items 2 thru 7)
2	099687	1	LEAF, main (73-1/2" long)
3	099734	1	LEAF, second (72-1/2" long)
4	099735	1	LEAF ASSEMBLY, third (61-1/2" long)(Includes riveted rebound bands. Serviced only as a unit)
5	099736	1	LEAF, fourth (49" long)
6	099737	1	LEAF, fifth (37-1/4" long)
7	065468 911044	1 1	CAPSCREW, center (5/8"NF x 8-1/4") NUT, 5/8"NF
8	065860	1	SADDLE ASSEMBLY (Includes item 9)
9	052256	2	BUSHING, saddle
10	052264	2	SADDLE, spring bolt
11	621803	4	CAPSCREW, spring saddle (1-1/2"NF x 13-7/8")
12	052263	4	NUT, high, 1-1/2"NF
13	630032	1	PIN, spring pivot
14	630302	2	RING, pivot pin retaining
15	099738	2	SEAT, spring
16	035420	4	CAPSCREW, 1"NF x 3-1/4"
17	600236	4	NUT, high, 1"NF



TRUCK WHEELS

ITEM	PART NO.	QTY.	DESCRIPTION
1	622438	1	WHEEL ASSEMBLY, single flange (Consists of items 2 thru 15)
2	076301	1	WHEEL, single flange
3	622437	1	SHAFT
4	076296	2	CONE ASSEMBLY, bearing
5	604398	2	CUP, bearing
6	-----	2	RING, seal, inner (Order item 21)
7	905357	2	BALL, steel, 3/16" diam. (See item 21)
8	923822	2	O-RING, seal ring (See item 21)
9	076294	4	SHIM, bearing adjuatment (.007" thick. Use as req'd)
	076293	4	SHIM, bearing adjustment (.010" thick. Use as req'd)
	076292	2	SHIM, bearing adjustment (.032" thick. Use as req'd)
10	076299	2	RETAINER, bearing
11	035018	12	CAPSCREW, 1/2"NF x 1-1/2"
	904208	12	LOCKWASHER, 1/2"
12	-----	2	RING, seal, outer (Order item 21)
13	051959	2	SPRING ASSEMBLY, seal (Serviced only as a unit)
14	051629	2	BOOT, seal spring (See item 21)
15	076298	2	RETAINER, seal
16	098744	2	BRACKET, attaching
17	085026	4	CAPSCREW, 7/8"NF x 4-1/2"
	905347	4	LOCKWASHER, 7/8"
18	098730	4	BLOCK, tapped, attaching capscrews
	012453	4	CAPSCREW, 3/4"NF x 2" } Not used when full set of truck
	904369	4	LOCKWASHER, 3/4" } Frame Guards is installed
19	033288	-	CEMENT, neoprene, 1/2 pint can
20	054890	-	SOLVENT, neoprene cement, 1/2 pint can
21	622234	1	SEAL KIT (Consists of items 6, 7, 8, 12 and 14)

NOTE: All quantities indicated above are for (1) wheel only. The number of wheels used is 14.



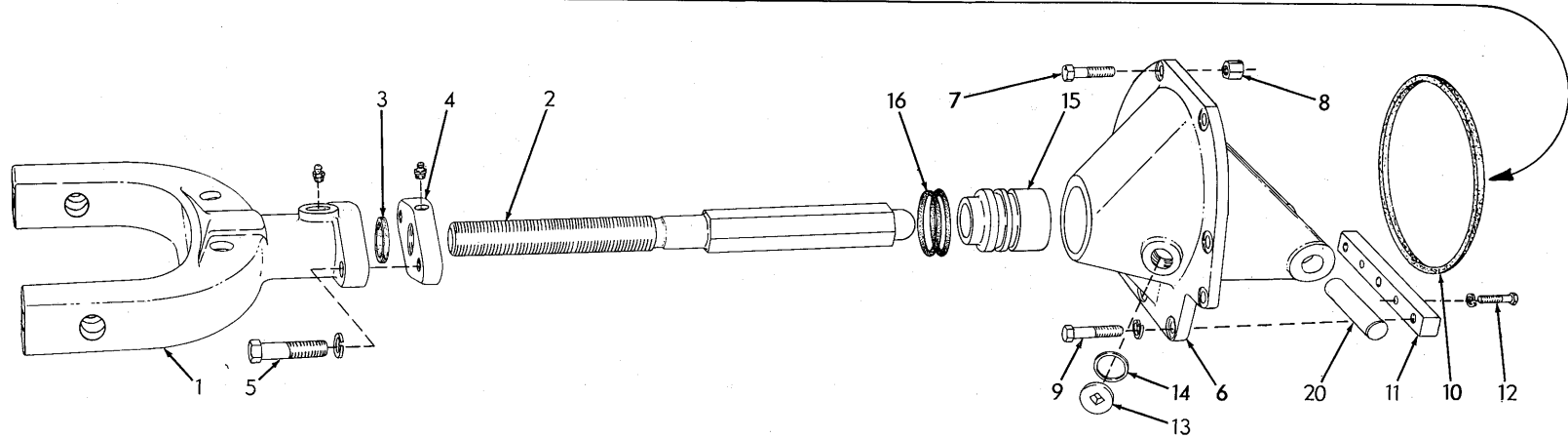
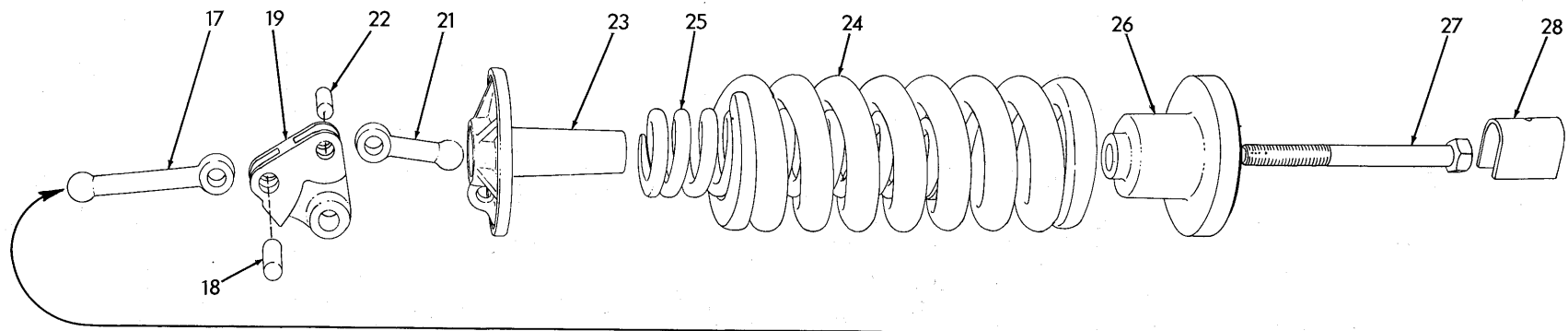
TRACK IDLER

T-33433

TRACK IDLER

ITEM	PART NO.	QTY.	DESCRIPTION
1	622204	2	IDLER ASSEMBLY, track (Consists of items 2 thru 13)
2	622203	2	IDLER only
3	630361	2	SHAFT (If for tractors prior to #13021 also order 2 each CONE ASSEMBLY 076296 and CUP, 630345)
4	051630	4	CONE ASSEMBLY, bearing (1-5/8" wide)(Used prior to tractor #13021)
	076296	4	CONE ASSEMBLY, bearing (2-1/8" wide)(Effective with tractor #13021)
5	051631	4	CUP, bearing (1-1/4" wide)(Used prior to tractor #13021)
	630345	4	CUP, bearing (1-3/4" wide)(Effective with tractor #13021)
6	051614	6	SHIM, bearing adjustment (.032" thick. Use as required)
	051615	6	SHIM, bearing adjustment (.010" thick. Use as required)
	051616	6	SHIM, bearing adjustment (.007" thick. Use as required)
7	622202	4	RETAINER, bearing
8	023465	24	CAPSCREW, 5/8"NF x 1-3/4"
	904209	24	LOCKWASHER, 5/8"
9	051959	4	SPRING ASSEMBLY, seal (Serviced only as a unit)
10	051629	4	BOOT, seal (See item 30)
11	-----	4	RING, seal, inner (Order item 30)
	-----	4	RING, seal, outer (Order item 30)
11A	905357	4	BALL, steel, 3/16" diam., (See item 30)
12	923822	4	O-RING, seal ring (See item 30)
13	622199	4	RETAINER, seal follower
14	622545	2	BRACKET ASSEMBLY, left (Includes item 20)
15	051634	4	CAPSCREW, 3/4"NF x 5-3/4"
16	012767	4	NUT, high, 3/4"NF
17	622546	2	BRACKET ASSEMBLY, right (Includes item 20)
18	051634	4	CAPSCREW, 3/4"NF x 5-3/4"
19	012767	4	NUT, high, 3/4"NF
20	051647	4	PIN, dowel, idler bracket
21	637636	4	PLATE, guide
22	023465	24	CAPSCREW, 5/8"NF x 1-3/4"
23	051640	4	SHIM, guide plate (.062" thick. Use as required)
	051643	8	SHIM, guide plate (.031" thick. Use as required)
24	084997	2	GUARD, left
25	035229	6	CAPSCREW, 5/8"NF x 2"
	904209	6	LOCKWASHER, 5/8"
26	084998	2	GUARD, right
27	035229	6	CAPSCREW, 5/8"NF x 2"
	904209	6	LOCKWASHER, 5/8"
28	033288	-	CEMENT, neoprene, 1/2 pint can
29	054890	-	SOLVENT, neoprene cement, 1/2 pint-can
30	622234	2	SEAL KIT (Includes parts for one (1) idler only; items 10 thru 12)

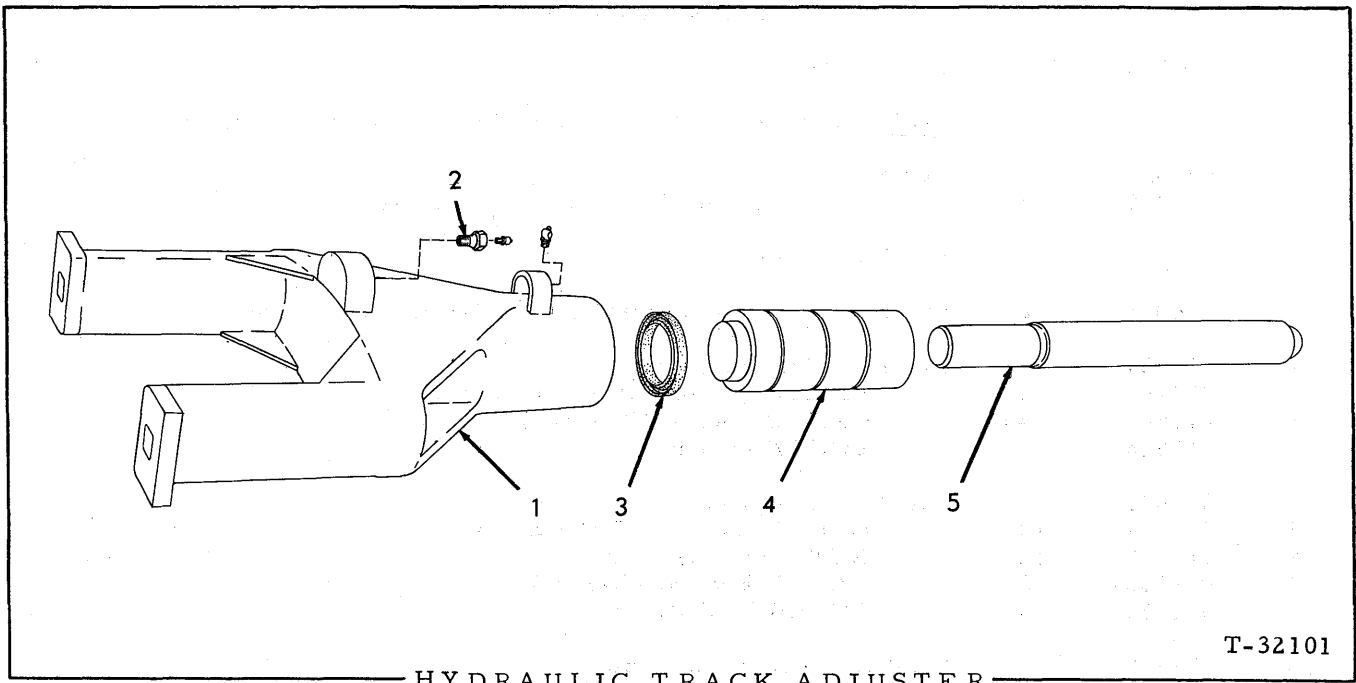
} For cementing seal boots and gaskets



TRACK RELEASE

TRACK RELEASE

ITEM	PART NO.	QTY.	DESCRIPTION
			<u>NOTE:</u> See page 174 for optional hydraulic track adjuster
1	086922	2	YOKE
	914465	2	FITTING, lubricating, straight, 1/8"NPT
2	073063	2	SCREW, adjusting
3	066066	2	SEAL, protecting, adjustment screw threads (rubber)
4	051787	2	LOCK, adjustment screw
	914465	2	FITTING, lubricating, straight, 1/8"NPT
5	012586	4	CAPSCREW, 1"NF x 3-1/2"
	910916	4	LOCKWASHER, 1"
6	623941	2	GUIDE, crosshead
7	012984	12	CAPSCREW, 3/4"NF x 2-3/4"
8	012767	12	NUT, high, 3/4"NF
9	012526	6	CAPSCREW, 3/4"NF x 3"
	904369	6	LOCKWASHER, 3/4"
10	051786	2	GASKET, crosshead guide
11	051812	2	BLOCK, tapped, crosshead guide mounting
12	035712	4	CAPSCREW, 1/2"NC x 2-1/4"
	904208	4	LOCKWASHER, 1/2"
13	035250	4	PLUG, crosshead guide filling hole
14	035249	4	GASKET, crosshead guide filling hole plug
15	621204	2	CROSSHEAD
16	923831	4	O-RING, crosshead
17	051797	2	ROD, push, front
18	051798	2	PIN, front push rod
19	066062	2	BELLCRANK
20	051799	2	PIN, bellcrank pivot
21	051796	2	ROD, push, rear
22	051798	2	PIN, rear push rod
23	051790	2	PLUNGER, spring
24	051800	2	SPRING, outer
25	059179	2	SPRING, inner
26	095529	2	SEAT, spring
27	064819	2	CAPSCREW, spring adjustment
28	051795	2	LOCK, spring adjustment capscrew



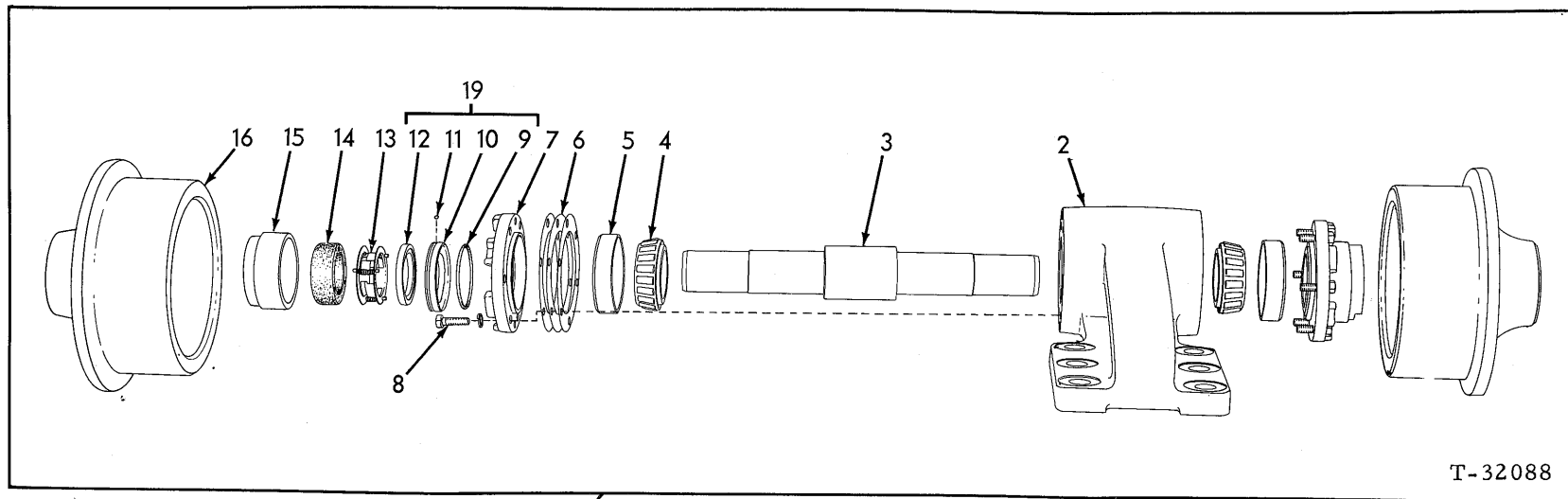
T-32101

HYDRAULIC TRACK ADJUSTER

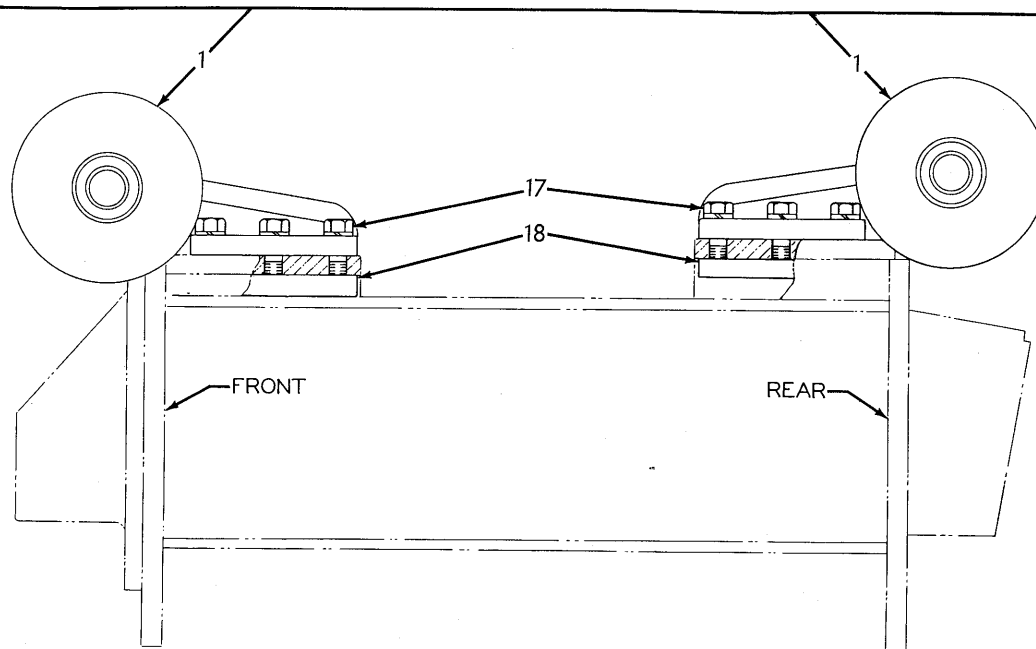
USAGE: Special Equipment

ITEM	PART NUMBER	QTY.	DESCRIPTION
1	624208	2	YOKE ASSEMBLY (Includes items 2 thru 4 and FITTINGS indented below)
	915275	2	FITTING, lubricating, 65°, 1/8"NPT
2	628915	2	VALVE ASSEMBLY, relief (Serviced only as a unit)
	912808	2	FITTING, straight, 1/4" taper thread (pressurizing)
3	628914	2	SEAL, piston
4	628913	2	PISTON, adjusting
5	628163	2	BAR, push

MEMO



T-32088

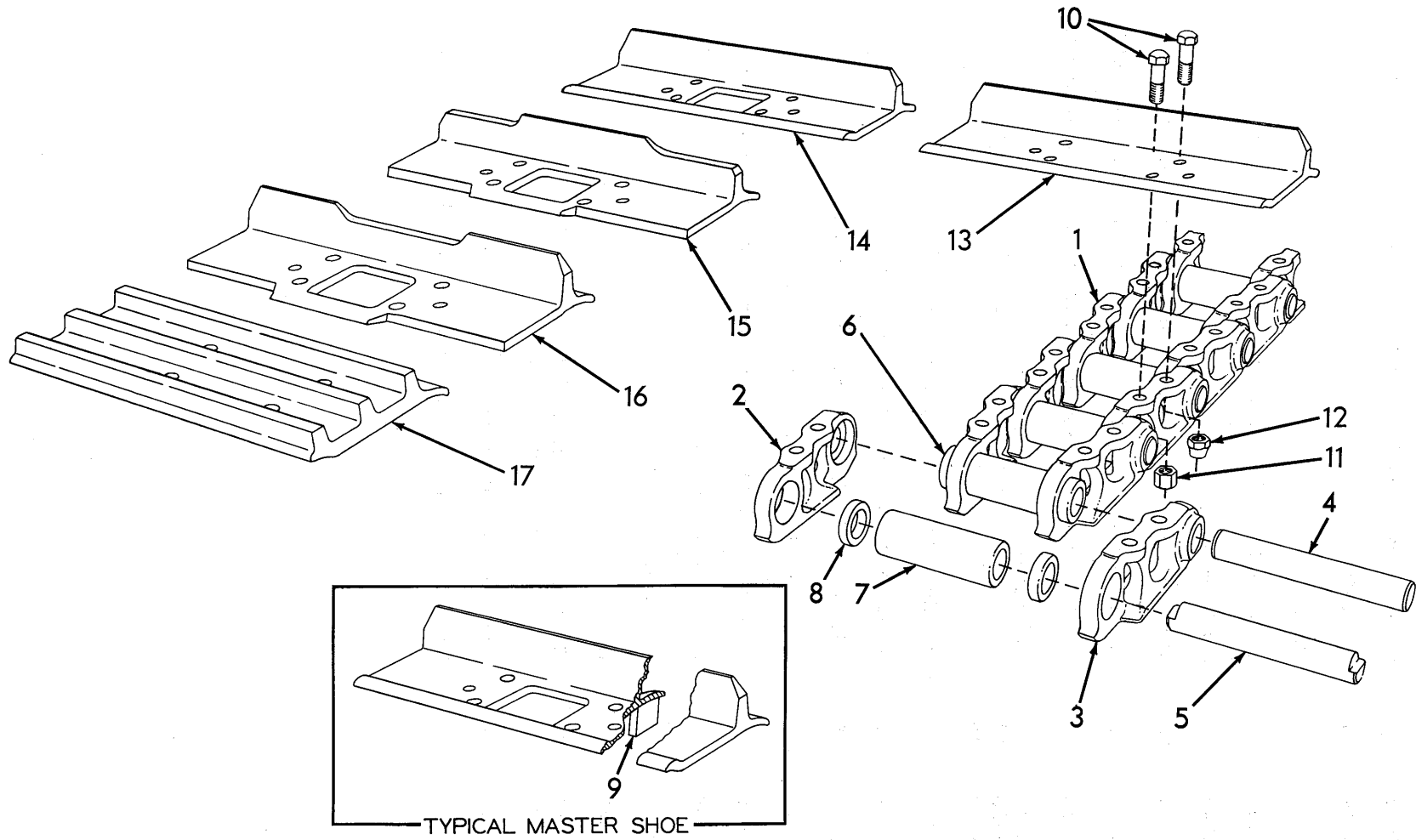


T-32087

TRACK SUPPORTING ROLLER

TRACK SUPPORTING ROLLER

ITEM	PART NUMBER	QTY.	DESCRIPTION
1	623825	4	ROLLER ASSEMBLY (Consists of items 2 thru 16)
2	623828	4	BRACKET
3	623827	4	SHAFT
4	043491	8	CONE ASSEMBLY, bearing
5	210740	8	CUP, bearing
6	073024	16	SHIM, bearing adjustment (.007" thick. Use as req'd)
	073025	16	SHIM, bearing adjustment (.010" thick. Use as req'd)
	073026	8	SHIM, bearing adjustment (.032" thick. Use as req'd)
7	073023	8	RETAINER, bearing
8	013058	48	CAPSCREW, 3/8"NC x 1-1/4"
	904206	48	LOCKWASHER, 3/8"
9	073029	8	O-RING, seal packing (See item 19)
10	-----	8	RING, seal, inner (Order item 19)
11	905357	8	BALL, steel, 3/16" diam. (See item 19)
12	-----	8	RING, seal, outer (Order item 19)
13	048666	8	SPRING ASSEMBLY, seal (Serviced only as a unit)
14	048665	8	BOOT, seal spring
15	073634	8	RETAINER, seal
16	623829	8	ROLLER
17	012762	24	CAPSCREW, attaching (7/8"NF x 3-1/4")
	905347	24	LOCKWASHER, 7/8"
18	623826	8	BLOCK, tapped, attaching capscrews
19	078941	4	SEAL KIT (Consists of items 9 thru 12)



TRACK

T R A C K

ITEM	PART NO.	QTY.	DESCRIPTION
1	631434	2	RAIL ASSEMBLY (40 links)(Consists of items 2 thru 9)
2	631389	78	BAR, left
	631395	2	BAR, master, left
3	631390	78	BAR, right
	631396	2	BAR, master, right
4	079601	78	PIN
5	629794	2	PIN, master
6	631360	78	BUSHING (9-1/8" long)
7	633405	2	BUSHING, master (7-3/4" long)
8	631397	4	SPACER, master bushing
9	630208	2	BLOCK KIT, master pin retaining (Each consists of 2 BLOCKS and welding instructions. Use to convert standard shoe to master shoe)
10	097056	320	BOLT, track shoe (2-5/8" long)
	097053	320	BOLT, track shoe (2-15/16" long)(For use with semi-grouser shoes only)
11	083544	160	NUT, track shoe bolt (high)
12	084307	160	NUT, track shoe bolt (tapered)

T R A C K S H O E S

COMPLETE TRACK
ASSEMBLIES WITH
SHOES (2 Required)

NOTE: Each master shoe listed below includes item 9 as an installed component

13	{	623469	78	SHOE, grouser, 22"	}	631455
		630006	2	SHOE, grouser, 22", master		
	{	623009	78	SHOE, grouser, 24"	}	631431
		629777	2	SHOE, grouser, 24", master		
	{	623386	78	SHOE, grouser, 26"	}	631447
		630002	2	SHOE, grouser, 26", master		
	{	623392	78	SHOE, grouser, 28"	}	631441
		629815	2	SHOE, grouser, 28", master		

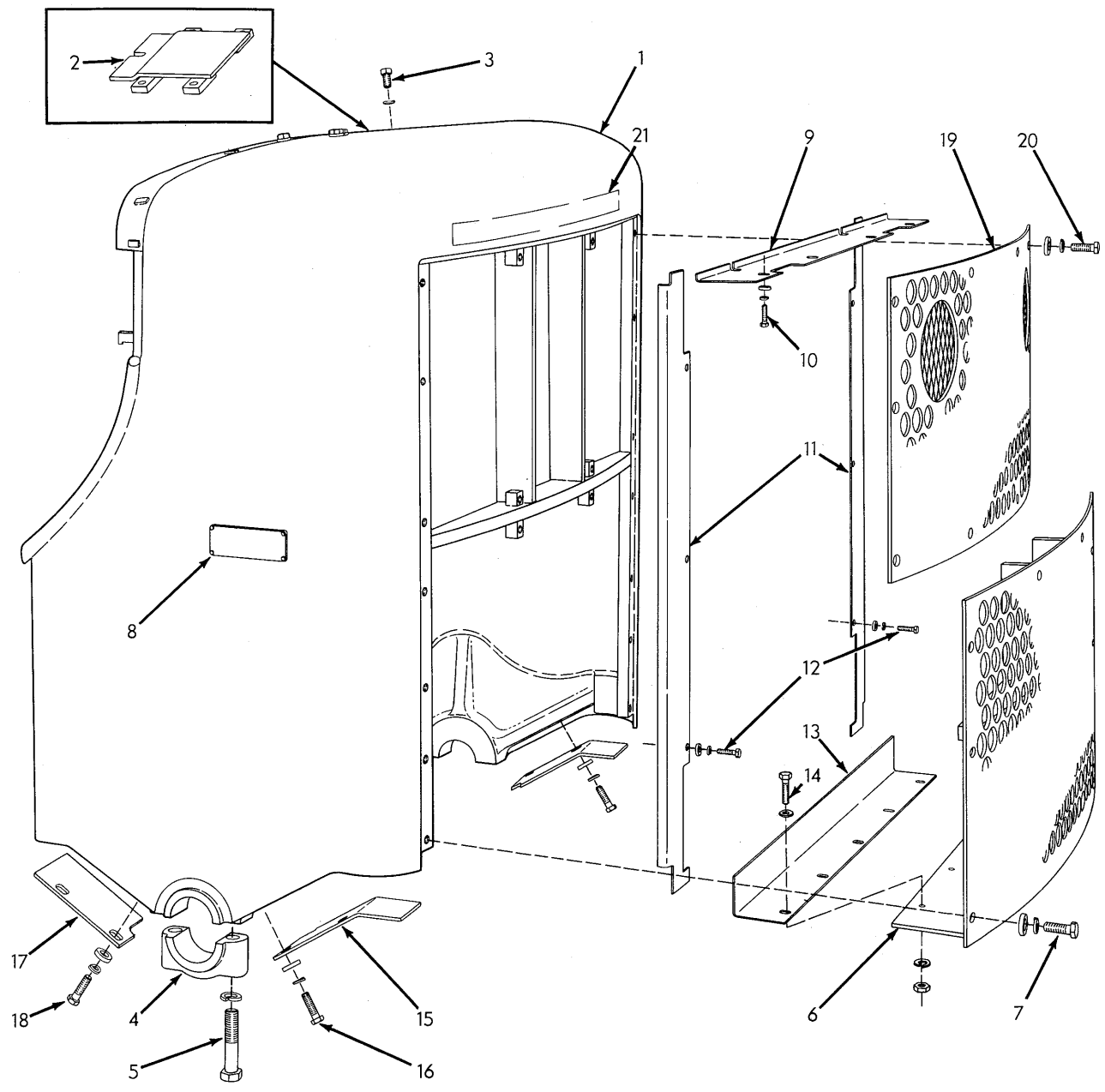
(Continued)

TRACK SHOES (Continued)

ITEM	PART NO.	QTY.	DESCRIPTION	COMPLETE TRACK ASSEMBLIES WITH SHOES (2 Required)
14	623289	78	SHOE, grouser, cut-out, 24"	} 631453
	629975	2	SHOE, grouser, cut-out, 24" master	
15	623444	40	SHOE, grouser, snow and ice, single calk, cut-out, 24"	} 631451
16	623418	38	SHOE, grouser, snow and ice, double calk, cut-out, 24"	
	629951	2	SHOE, grouser, snow and ice, double calk, cut-out, 24" master	
17	090874	78	SHOE, semi-grouser, 24"	} 631449
	629878	2	SHOE, semi-grouser, master, 24"	

NOTE: Complete TRACK ASSEMBLIES with SHOES are furnished only in sizes and types as listed. Assemblies other than those listed may be made up in the field by ordering the various components.

MEMO

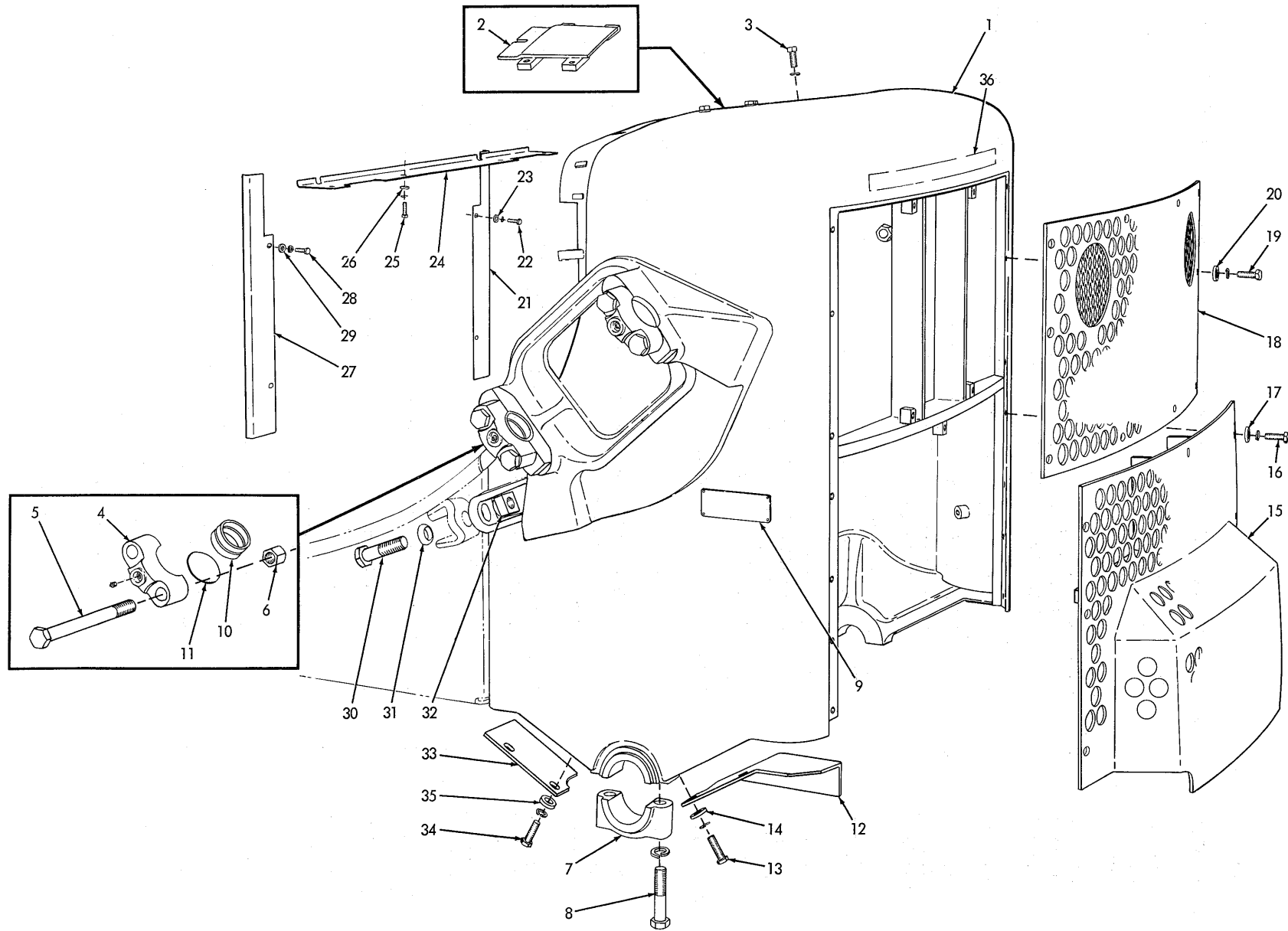


RADIATOR GUARD (Standard)

RADIATOR GUARD

USAGE: Standard Equipment

ITEM	PART NO.	QTY.	DESCRIPTION
1	093118	1	GUARD ASSEMBLY, radiator (Includes items 2, 3, 4, 5, 7, 8 and 20)
2	084189	1	PLATE, top closure
3	070590	4	CAPSCREW, 5/8"NF x 1-1/8"
	904209	4	LOCKWASHER, 5/8"
4	085186	2	CAP, guard pivot
5	038203	4	CAPSCREW, 1"NF x 4-1/2"
	910906	4	LOCKWASHER, 1"
6	093189	1	PLATE, front closure, lower (Also see FRONT PUSHER for special plate)
7	036707	8	CAPSCREW, 5/8"NC x 1-3/4"
	904209	8	LOCKWASHER, 5/8"
	064810	8	WASHER, plain
8	623507	2	MONOGRAM, "HD21"
	918370	8	RIVET, drive, 3/16" x 9/32"
9	093219	1	BAFFLE, air, upper
10	012992	4	CAPSCREW, 3/8"NF x 1-1/4"
	904206	4	LOCKWASHER, 3/8"
	044973	4	WASHER, plain
11	084323	1	BAFFLE, air, left side
	084324	1	BAFFLE, air, right side
12	040382	6	CAPSCREW, 3/8"NC x 1-3/8"
	904206	6	LOCKWASHER, 3/8"
	044973	6	WASHER, plain
13	084492	1	BAFFLE, air, lower (Also see FRONT PUSHER for special baffle)
14	036034	5	CAPSCREW, 3/8"NF x 1"
	044973	5	WASHER, plain
	904206	5	LOCKWASHER, 3/8"
	911041	5	NUT, 3/8"NF
15	632393	1	PLATE, bottom front closure, left side
	632394	1	PLATE, bottom front closure, right side
16	035229	4	CAPSCREW, 5/8"NF x 2"
	904209	4	LOCKWASHER, 5/8"
	064810	4	WASHER, plain
17	632392	2	PLATE, bottom closure, rear
18	035229	4	CAPSCREW, 5/8"NF x 2"
	904209	4	LOCKWASHER, 5/8"
	064810	4	WASHER, plain
19	093165	1	PLATE, front closure, upper
20	036707	10	CAPSCREW, 5/8"NC x 1-3/4"
	904209	10	LOCKWASHER, 5/8"
	064810	10	WASHER, plain
21	-----	1	TRANSFER (See PAINTING AND MARKING)



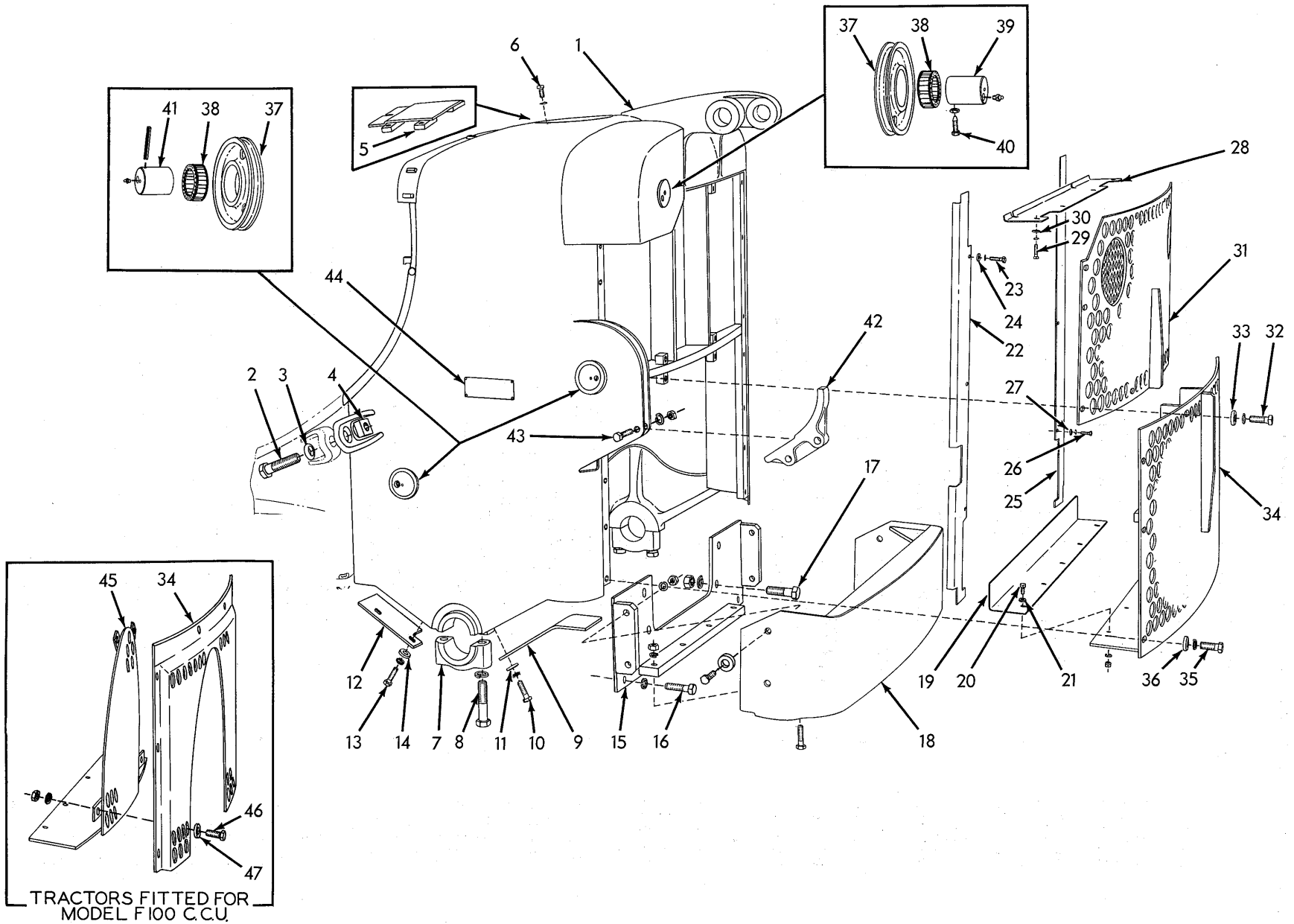
RADIATOR GUARD (For tractors equipped with hydraulic dozer)

T-17498

RADIATOR GUARD

USAGE: For tractors equipped with hydraulic dozers

ITEM	PART NO.	QTY.	DESCRIPTION
1	092423	1	GUARD ASSEMBLY, radiator (Includes items 2 thru 9, 16 and 19)
2	084189	1	PLATE, top closure
3	070590	4	CAPSCREW, 5/8"NF x 1-1/8"
	904209	4	LOCKWASHER, 5/8"
4	085140	4	CAP, trunnion
	914465	4	FITTING, lubricating, straight, 1/8"NPT
5	070861	8	CAPSCREW, 1"NF x 10-1/2"
6	600236	8	NUT, high, 1"NF
7	085186	2	CAP, guard pivot
8	038203	4	CAPSCREW, 1"NF x 4-1/2"
	910916	4	LOCKWASHER, 1"
9	623507	2	MONOGRAM, "HD21"
	918370	8	RIVET, drive, 3/16" x 9/32"
10	084581	4	BUSHING, trunnion
11	084612	4	PLATE, retaining, trunnion bushing
12	632461	1	COVER, bottom closure, left front
	632462	1	COVER, bottom closure, right front
13	035229	4	CAPSCREW, 5/8"NF x 2"
	904209	4	LOCKWASHER, 5/8"
14	064810	4	WASHER, plain
15	093167	1	PLATE, front closure, lower
16	036707	7	CAPSCREW, 5/8"NC x 1-3/4"
	904209	7	LOCKWASHER, 5/8"
17	064810	7	WASHER, plain
18	093165	1	PLATE, front closure, upper
19	036707	10	CAPSCREW, 5/8"NC x 1-3/4"
	904209	10	LOCKWASHER, 5/8"
20	064810	10	WASHER, plain
21	093007	1	BAFFLE, air, left side
22	040382	2	CAPSCREW, 3/8"NC x 1-3/8"
	904206	2	LOCKWASHER, 3/8"
23	044973	2	WASHER, plain
24	093220	1	BAFFLE, air, upper
25	012992	4	CAPSCREW, 3/8"NF x 1-1/4"
	904206	4	LOCKWASHER, 3/8"
26	044973	4	WASHER, plain
27	093008	1	BAFFLE, air, right side
28	040382	2	CAPSCREW, 3/8"NC x 1-3/8"
	904206	2	LOCKWASHER, 3/8"
29	044973	2	WASHER, plain
30	089231	2	CAPSCREW, guard supporting
31	089229	2	WASHER, spherical
32	089230	2	NUT, spherical, square, 1-1/8"NF
33	632392	2	PLATE, bottom closure, rear
34	035229	4	CAPSCREW, 5/8"NF x 2"
	904209	4	LOCKWASHER, 5/8"
35	064810	4	WASHER, plain
36	-----	1	TRANSFER (See PAINTING AND MARKING)



TRACTORS FITTED FOR
MODEL F100 C.C.U.

RADIATOR GUARD (For tractors equipped with cable dozer)

RADIATOR GUARD

USAGE: For tractors equipped with cable dozer

* Used with rear-mounted cable control unit
 ** Used with front-mounted cable control unit

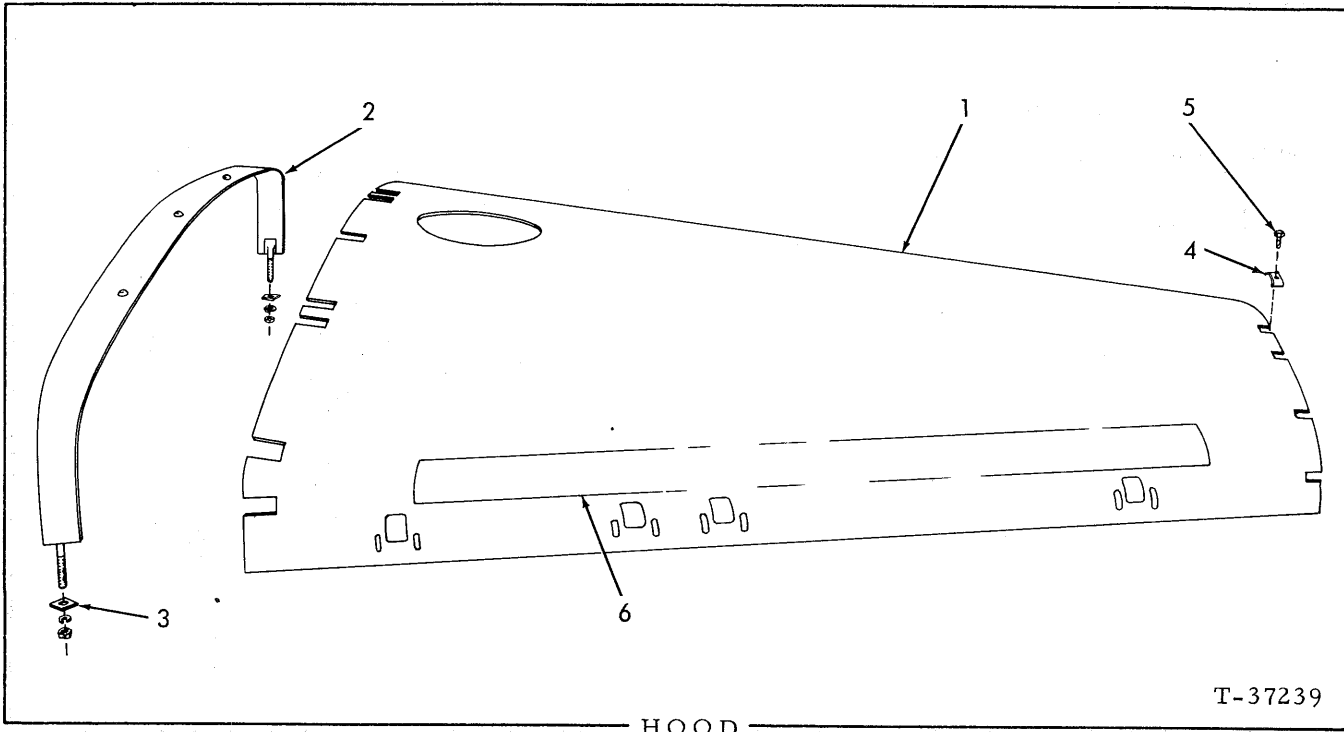
ITEM	PART NO.	QTY.		DESCRIPTION
		*	**	
1	620626	1	1	GUARD ASSEMBLY, radiator (Includes items 5,6,7,8,32,35 and 44)
2	089231	2	2	CAPSCREW, guard supporting (1-1/8"NF x 4-1/2")
3	089229	2	2	WASHER, spherical
4	089230	2	2	NUT, spherical, square, 1-1/8"NF
5	084189	1	1	PLATE, top closure
6	070590	4	4	CAPSCREW, 5/8"NF x 1-1/8"
	904209	4	4	LOCKWASHER, 5/8"
7	085186	2	2	CAP, guard pivot
8	038203	4	4	CAPSCREW, 1"NF x 4-1/2"
	910916	4	4	LOCKWASHER, 1"
9	632393	1	-	PLATE, bottom front closure, left side
	632394	1	-	PLATE, bottom front closure, right side
	093721	-	1	PLATE, bottom front closure, left side
	093722	-	1	PLATE, bottom front closure, right side
10	035229	4	4	CAPSCREW, 5/8"NF x 2"
	904209	4	4	LOCKWASHER, 5/8"
11	064810	4	4	WASHER, plain
12	632392	2	2	PLATE, bottom closure, rear
13	035229	4	4	CAPSCREW, 5/8"NF x 2"
	904209	4	4	LOCKWASHER, 5/8"
14	064810	4	4	WASHER, plain
15	609406	1	-	ADAPTER, lower guard
	012526	2	-	CAPSCREW, 3/4"NF x 3-1/4"
16	904369	2	-	LOCKWASHER, 3/4"
	911045	2	-	NUT, 3/4"NF
	012453	2	-	CAPSCREW, 3/4"NF x 2-1/2"
	904369	2	-	LOCKWASHER, 3/4"
17	035420	4	-	CAPSCREW, 1"NF x 3-1/4"
	910916	4	-	LOCKWASHER, 1"
	911047	4	-	NUT, 1"NF
18	609408	1	-	GUARD, lower section
	037573	8	-	CAPSCREW, 5/8"NC x 2-3/4"
	904209	8	-	LOCKWASHER, 5/8"
	911029	8	-	NUT, 5/8"NC
	064810	4	-	WASHER, plain
19	084492	1	-	BAFFLE, air, lower (See FRONT PUSHER for special baffle)
20	036034	5	-	CAPSCREW, 3/8"NF x 1"
21	044973	5	-	WASHER, plain
	904206	5	-	LOCKWASHER, 3/8"
	911041	5	-	NUT, 3/8"NF
22	084759	1	1	BAFFLE, air, right side
23	040382	3	3	CAPSCREW, 3/8"NC x 1-3/8"
	904206	3	3	LOCKWASHER, 3/8"
24	044973	3	3	WASHER, plain

} Used prior to tractor #13336
 } Effective with tractor #13336

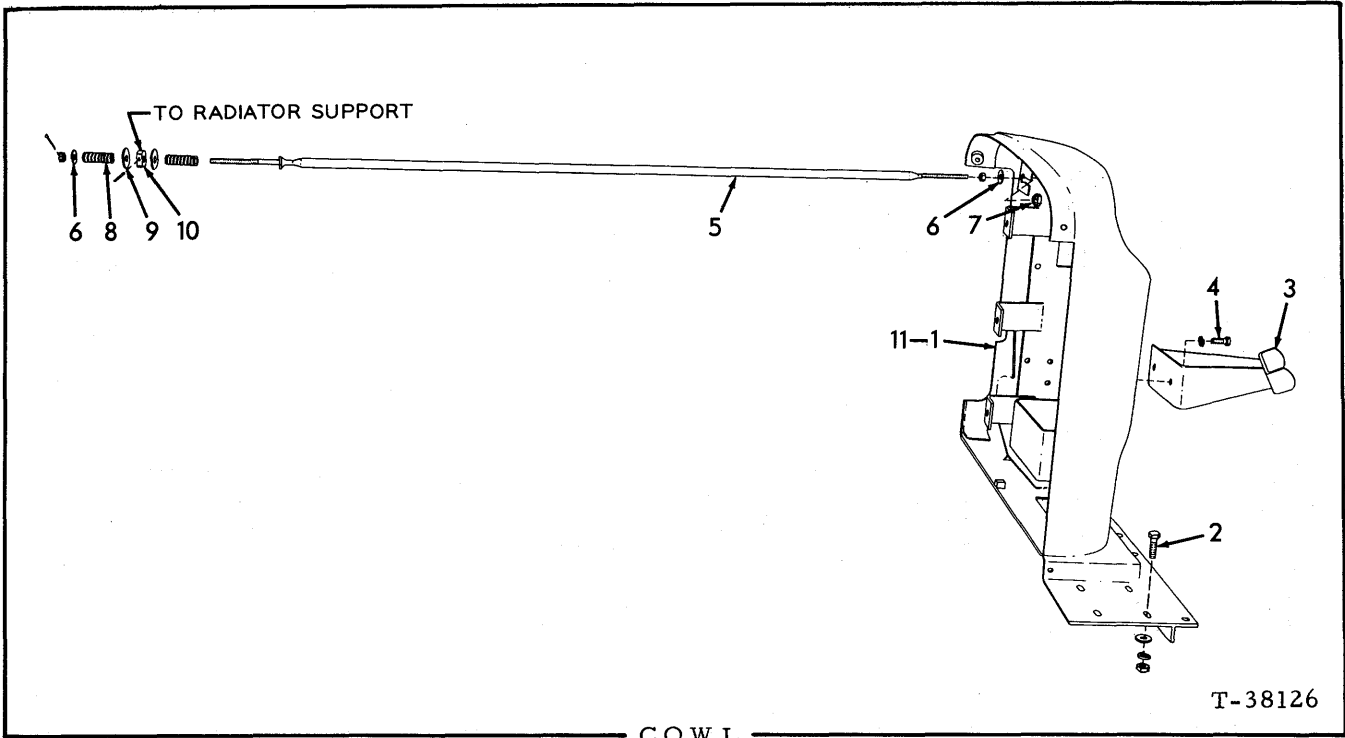
(Continued)

RADIATOR GUARD (Continued)

ITEM	PART NO.	QTY.		DESCRIPTION
		*	**	
25	084323	1	1	BAFFLE, air, left side
26	040382	3	3	CAPSCREW, 3/8"NC x 1-3/8"
	904206	3	3	LOCKWASHER, 3/8"
	044973	3	3	WASHER, plain
28	093220	1	1	BAFFLE, air, upper
29	012992	4	4	CAPSCREW, 3/8"NF x 1-1/4"
	904206	4	4	LOCKWASHER, 3/8"
	044973	4	4	WASHER, plain
31	093262	1	1	PLATE, front closure, upper
32	036707	10	10	CAPSCREW, 5/8"NC x 1-3/4"
	904209	10	10	LOCKWASHER, 5/8"
33	064810	10	10	WASHER, plain
34	093263	1	-	PLATE, front closure, lower (See FRONT PUSHER for special plate)
	620483	-	1	PLATE, front closure, lower
35	036707	8	6	CAPSCREW, 5/8"NC x 1-3/4"
	904209	8	6	LOCKWASHER, 5/8"
36	064810	8	6	WASHER, plain
37	084758	3	1	SHEAVE, control cable
38	044875	3	1	BEARING, roller, cable sheave
39	084757	1	1	SHAFT, front sheave
	914465	1	1	FITTING, lubricating, straight, 1/8"NPT
40	035188	1	1	SETSCREW, shaft retaining
	911035	1	1	NUT, jam, 1/2"NC
41	084384	2	-	SHAFT, side sheaves
	917936	2	-	PIN, roll, 3/8" x 3-1/2"
	914465	2	-	FITTING, lubricating, straight, 1/8"NPT
	093043	-	2	CUP, hole closure
	917936	-	2	PIN, roll, 3/8" x 3-1/2"
42	084694	1	-	GUIDE, cable
	085058	-	1	GUIDE, false (Serves as sheave compartment dirt closure)
43	035306	2	2	CAPSCREW, 5/8"NF x 3-1/4"
	904209	2	2	LOCKWASHER, 5/8"
	911044	2	-	NUT, 5/8"NF
	094455	-	1	BLOCK, tapped
44	623507	2	2	MONOGRAM, "HD21"
	918370	8	8	RIVET, drive, 3/16" x 9/32"
45	620751	-	1	PLATE, closure (For use only when control unit is removed)
46	036707	-	4	CAPSCREW, 5/8"NC x 1-3/4"
47	086961	-	4	WASHER, plain
	904209	-	4	LOCKWASHER, 5/8"
	911029	-	4	NUT, 5/8"NC



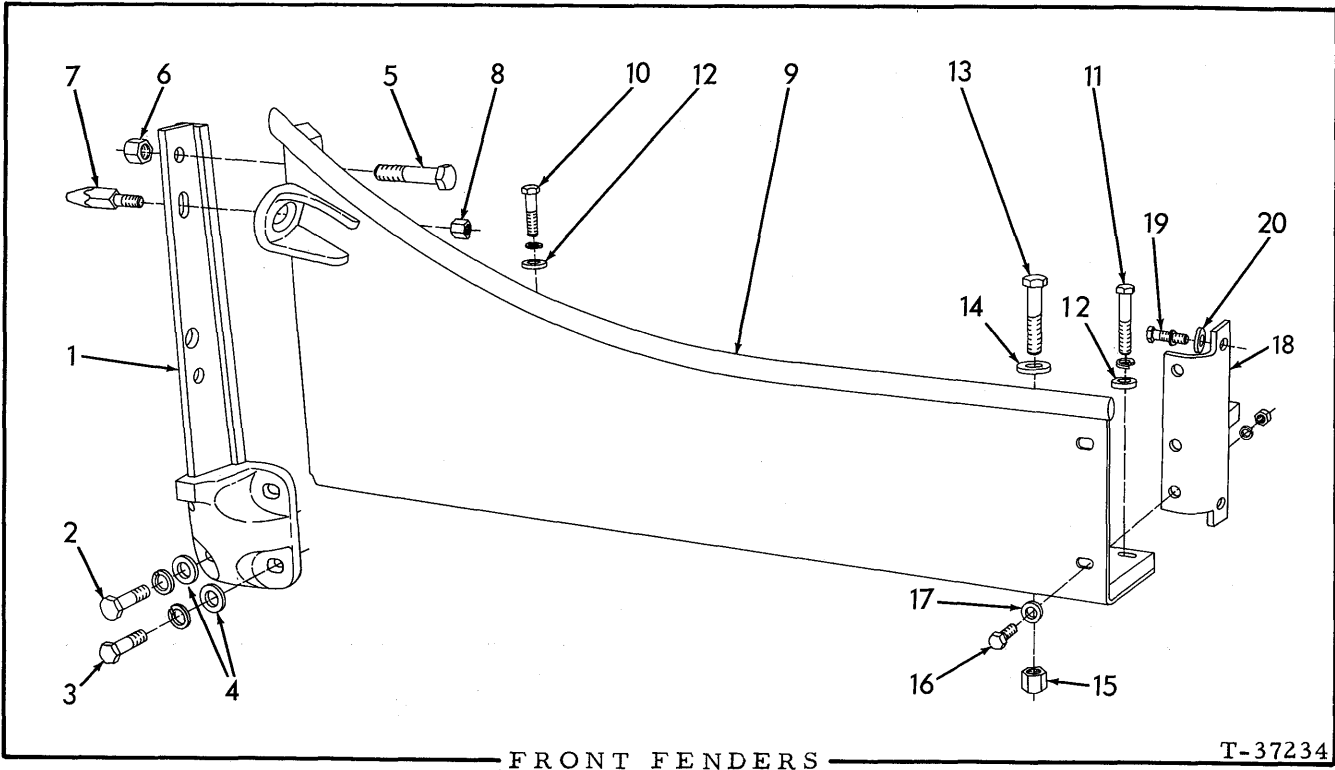
ITEM	PART NO.	QTY.	DESCRIPTION
1	629920	1	HOOD, engine
2	090877	1	STRAP, hold-down, front (Standard equipment. Not for tractors equipped with hydraulic dozer)
	094053	1	STRAP, hold-down, front (For units equipped with hydraulic dozer)
3	044973	2	WASHER, plain (round) (For STRAP 090877)
	052505	2	BLOCK (square) (For STRAP 094053)
	904206	2	LOCKWASHER, 3/8"
	911026	2	NUT, 3/8"NC
4	624416	5	CLIP, hood retaining
5	623820	5	CAPSCREW, Nylok, 1/2"NF x 1"
6	-----	2	TRANSFER (See PAINTING AND MARKING)



COWL

T-38126

ITEM	PART NO.	QTY.	DESCRIPTION
1	629990	1	COWL
2	035073	8	CAPSCREW, 1/2"NF x 1-3/4"
	064531	8	WASHER, plain
	904208	8	LOCKWASHER, 1/2"
	911043	8	NUT, 1/2"NF
3	633401	1	REST, right foot
4	614478	2	CAPSCREW, 1/2"NF x 1-3/8"
	904208	2	LOCKWASHER, 1/2"
5	082886	1	ROD, bracing
	911043	1	NUT, 1/2"NF (rear end)
	910867	1	NUT, slotted, 1/2"NF (front end)
	900806	1	PIN, cotter, 1/8" x 1"
6	064531	2	WASHER, bracing rod
7	082884	1	NUT, rod adjustment
8	074960	2	SPRING, bracing rod
9	092163	2	WASHER, bracing rod spring
10	082885	1	NUT, sleeve, bracing rod
	915797	1	PIN, roll, 3/16" x 1-1/4"
11	-----	-	TRANSFER (See PAINTING AND MARKING)

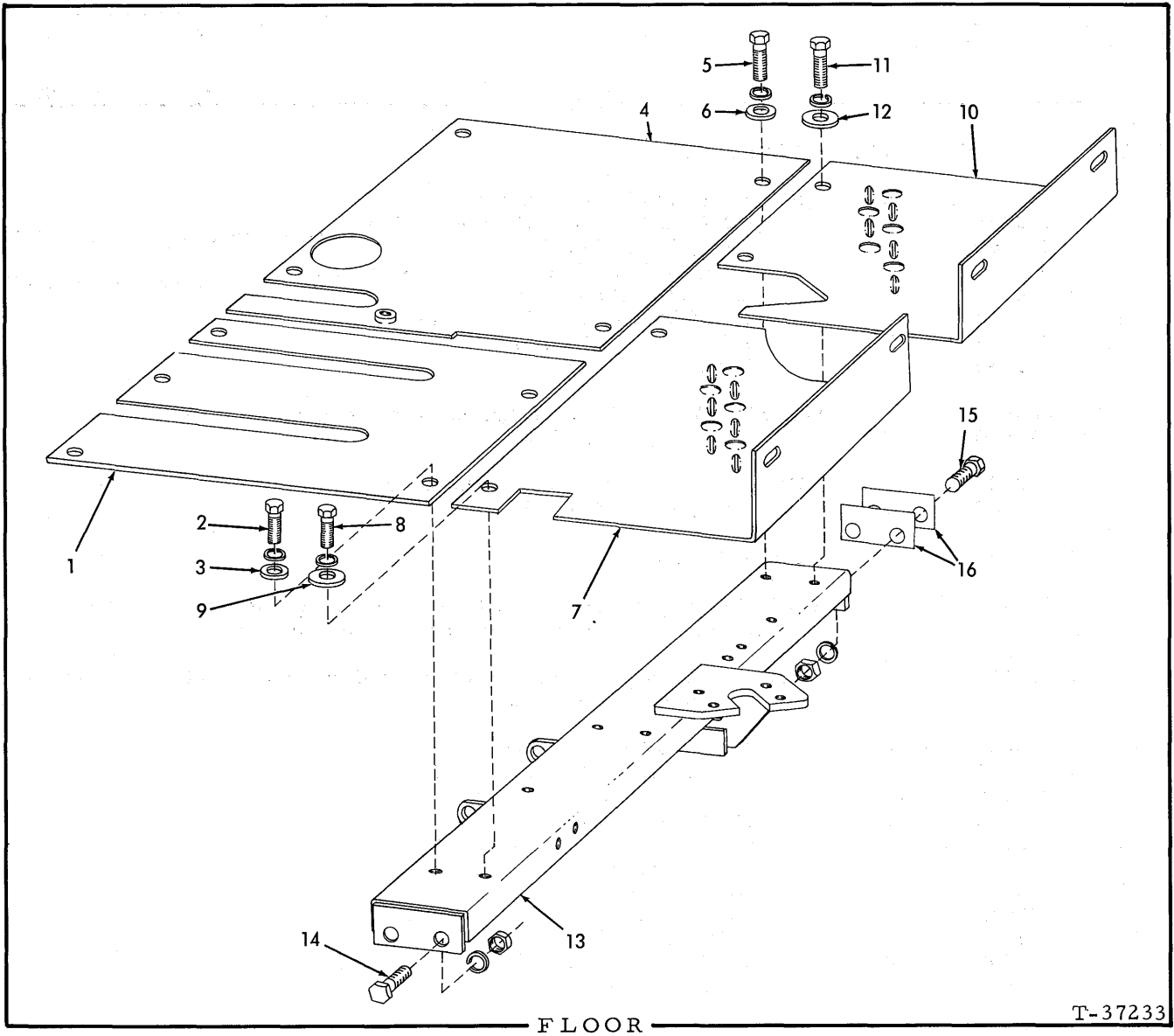


ITEM	PART NO.	QTY.	DESCRIPTION
1	629636	2	BRACKET, fender attachment
2	053983	4	CAPSCREW, 3/4"NF x 8-1/2"
	012767	4	NUT, high, 3/4"NF
	012742	4	CAPSCREW, 3/4"NF x 2-1/4"
	904369	4	LOCKWASHER, 3/4"
3	012742	4	CAPSCREW, 3/4"NF x 2-1/4"
	904369	4	LOCKWASHER, 3/4"
4	061689	8	WASHER, plain
5	085026	4	CAPSCREW, fender attachment (7/8"NF x 4-1/2"
6	070400	4	NUT, high, 7/8"NF
7	620789	2	PIN, guide, radiator guard (threaded)
8	012767	2	NUT, high, 3/4"NF
9	629773	1	FENDER, left side
	629774	1	FENDER, right side (For all tractors except those equipped with cable dozer using rear-mounted power unit)
	629770	1	FENDER, right side (For tractors equipped with cable dozer using rear-mounted power unit)
10	023465	8	CAPSCREW, 5/8"NF x 1-3/4"
11	023618	4	CAPSCREW, 5/8"NF x 2-1/2"
	904209	12	LOCKWASHER, 5/8"
12	064810	12	WASHER, plain
13	052527	4	CAPSCREW, 3/4"NF x 3-1/2"
14	061689	4	WASHER, plain
15	012767	4	NUT, high, 3/4"NF
16	035073	4	CAPSCREW, 1/2"NF x 1-3/4"
17	064531	4	WASHER, plain
	904208	4	LOCKWASHER, 1/2"
	911043	4	NUT, 1/2"NF

(Continued)

FRONT FENDERS (Continued)

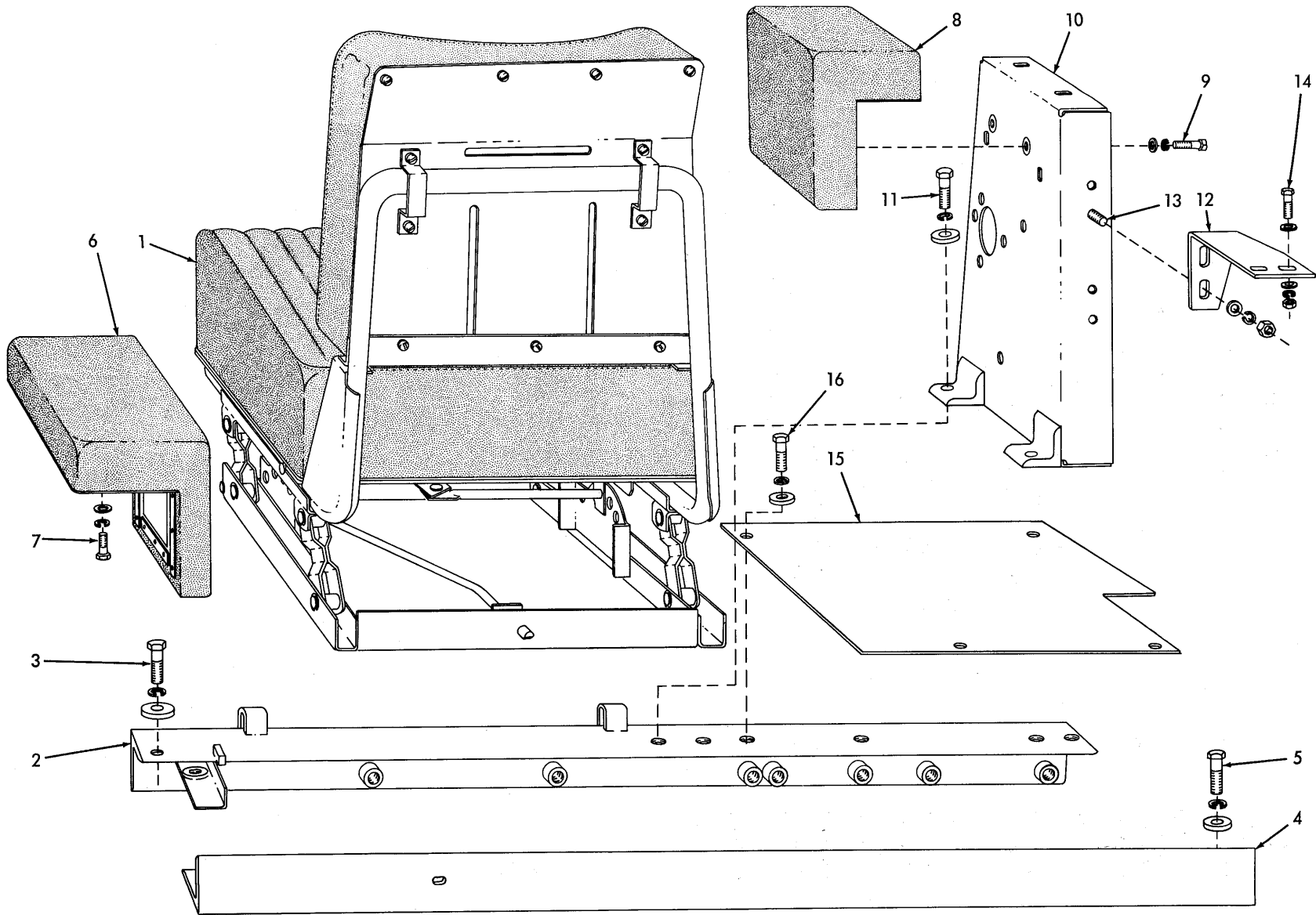
ITEM	PART NO.	QTY.	DESCRIPTION
18	630285	1	ANGLE, fender attachment (left side)
	084139	1	ANGLE, fender attachment (right side)
19	035073	4	CAPSCREW, 1/2"NF x 1-3/4"
	904208	4	LOCKWASHER, 1/2"
20	064531	4	WASHER, plain



T-37233

FLOOR

ITEM	PARTNO.	QTY.	DESCRIPTION
1	629910	1	PLATE, left front
2	035733	5	CAPSCREW, 1/2"NC x 1-3/8"
	904208	5	LOCKWASHER, 1/2"
3	064531	5	WASHER, plain (1-1/8"O.D.)
4	627437	1	PLATE, right front
5	035733	4	CAPSCREW, 1/2"NC x 1-3/8"
	904208	4	LOCKWASHER, 1/2"
6	064531	4	WASHER, plain (1-1/8"O.D.)
7	632320	1	PLATE, left rear
8	035190	4	CAPSCREW, 1/2"NC x 1-1/2"
	904208	4	LOCKWASHER, 1/2"
9	092163	4	WASHER, plain (1-3/4"O.D.)
10	632273	1	PLATE, right rear
11	035190	4	CAPSCREW, 1/2"NC x 1-1/2"
	904208	4	LOCKWASHER, 1/2"
12	092163	4	WASHER, plain (1-3/4"O.D.)
13	631012	1	CHANNEL, supporting
14	035018	2	CAPS CREW, 1/2"NF x 1-1/2"
15	035073	2	CAPSCREW, 1/2"NF x 1-3/4"
	904208	4	LOCKWASHER, 1/2"
	911043	4	NUT, 1/2"NF (Not used with heavy rear fenders)
16	{ 087742	4	SHIM, channel spacing (1/32" thick. Use as req'd)
	{ 087741	1	SHIM, channel spacing (1/8" thick. Use as req'd)

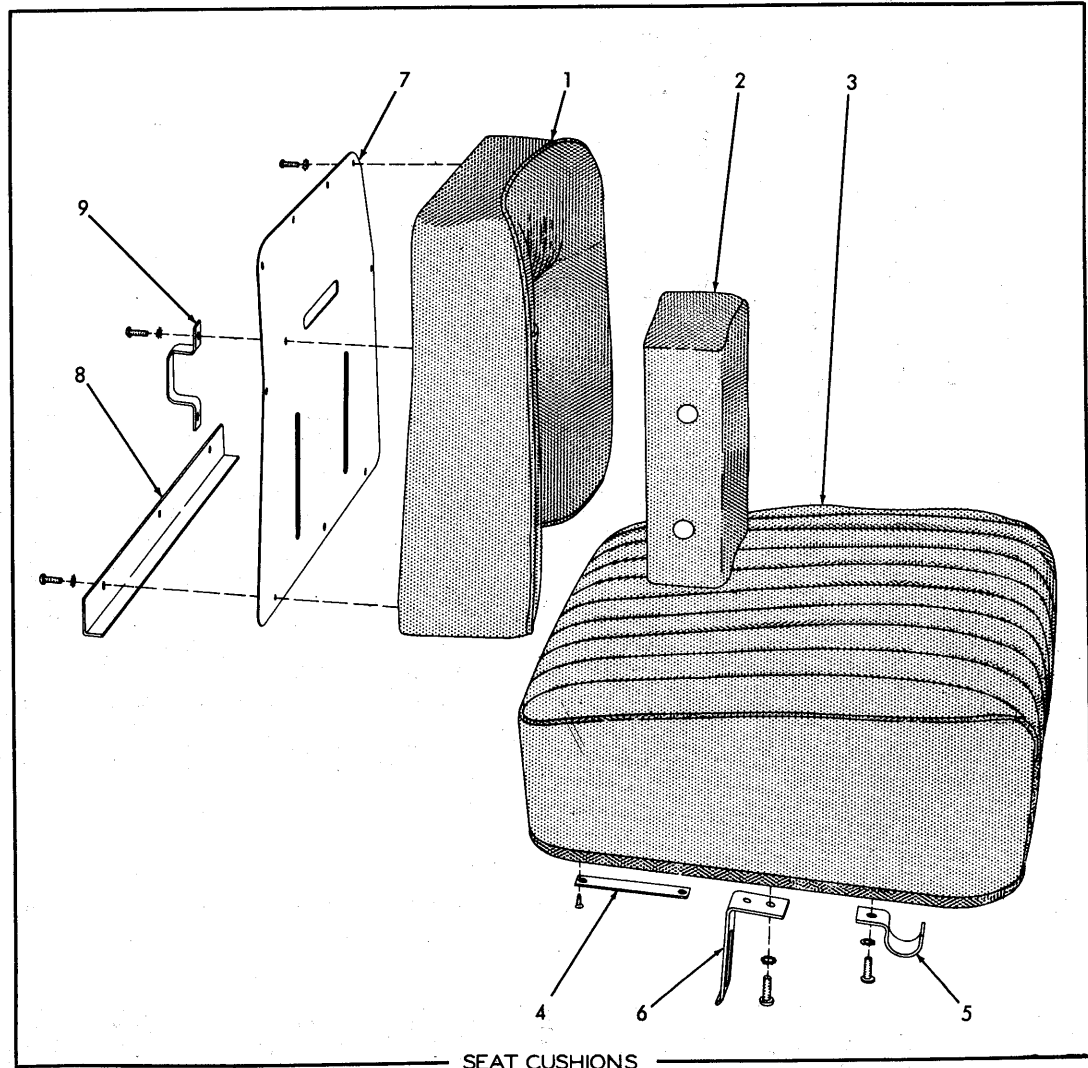
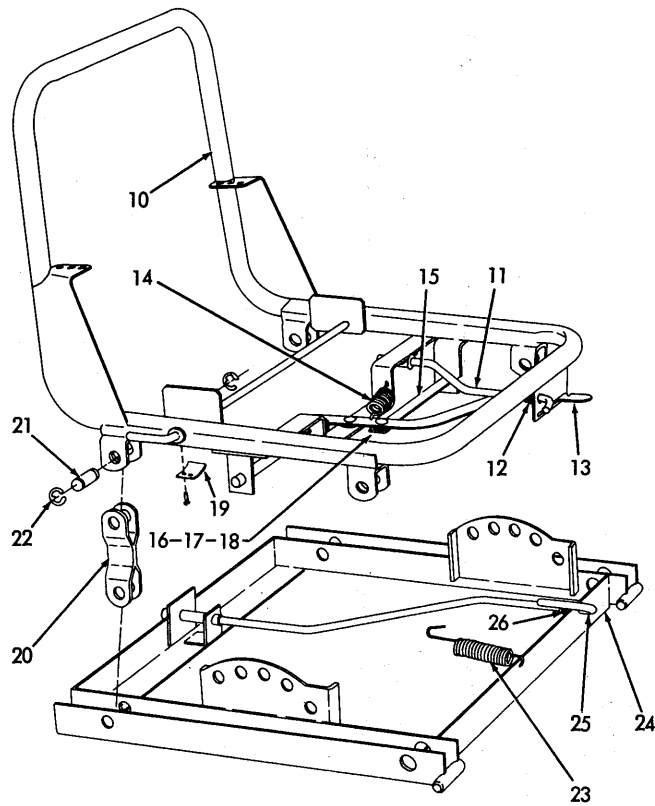


SEAT

SEAT

ITEM	PART NO.	QTY.	DESCRIPTION
1	632053	1	SEAT ASSEMBLY (See page 197 for parts)
2	632256	1	ANGLE, seat supporting, front (Used prior to tractor #13043)
	639808	1	ANGLE, seat supporting, front (Effective with tractor #13043)
3	035073	2	CAPSCREW, 1/2"NF x 1-3/4"
	064531	2	WASHER, plain (2 additional used prior to tractor #13043)
	904208	2	LOCKWASHER, 1/2"
	911043	2	NUT, 1/2"NF (Used prior to tractor #13043)
4	632235	1	ANGLE, seat supporting, rear (Used prior to tractor #13043)
	639818	1	ANGLE, seat supporting, rear (Effective with tractor #13043)
5	035073	2	CAPSCREW, 1/2"NF x 1-3/4"
	064531	2	WASHER, plain (2 additional used prior to tractor #13043)
	904208	2	LOCKWASHER, 1/2"
	911043	2	NUT, 1/2"NF (Used prior to tractor #13043)
6	632179	1	CUSHION, arm rest, left side
7	036034	4	CAPSCREW, 3/8"NF x 1"
	904206	4	LOCKWASHER, 3/8"
	044973	4	WASHER, plain
8	632188	1	CUSHION, arm rest, right side
9	036034	4	CAPSCREW, 3/8"NF x 1"
	904206	4	LOCKWASHER, 3/8"
	044973	4	WASHER, plain
10	632284	1	SUPPORT, right arm rest cushion
11	035190	4	CAPSCREW, 1/2"NC x 1-1/2"
	904208	4	LOCKWASHER, 1/2"
	064531	4	WASHER, plain
12	632274	1	ANGLE, bracing, right arm rest support
13	036034	2	CAPSCREW, 3/8"NF x 1"
14	036039	2	CAPSCREW, 3/8"NF x 1-3/8"
	044973	6	WASHER, plain
	904206	4	LOCKWASHER, 3/8"
	911041	4	NUT, 3/8"NF
15	632319	1	PLATE, floor (Not used with special heavy-duty fuel filter)
	631873	1	PLATE, floor (Used with special heavy-duty fuel filter only)
16	035733	4	CAPSCREW, 1/2"NC x 1-3/8"
	904208	4	LOCKWASHER, 1/2"
	064531	4	WASHER, plain

} 1 less used with
PLATE 631873



SEAT ASSEMBLY 632053

SEAT ASSEMBLY 632053

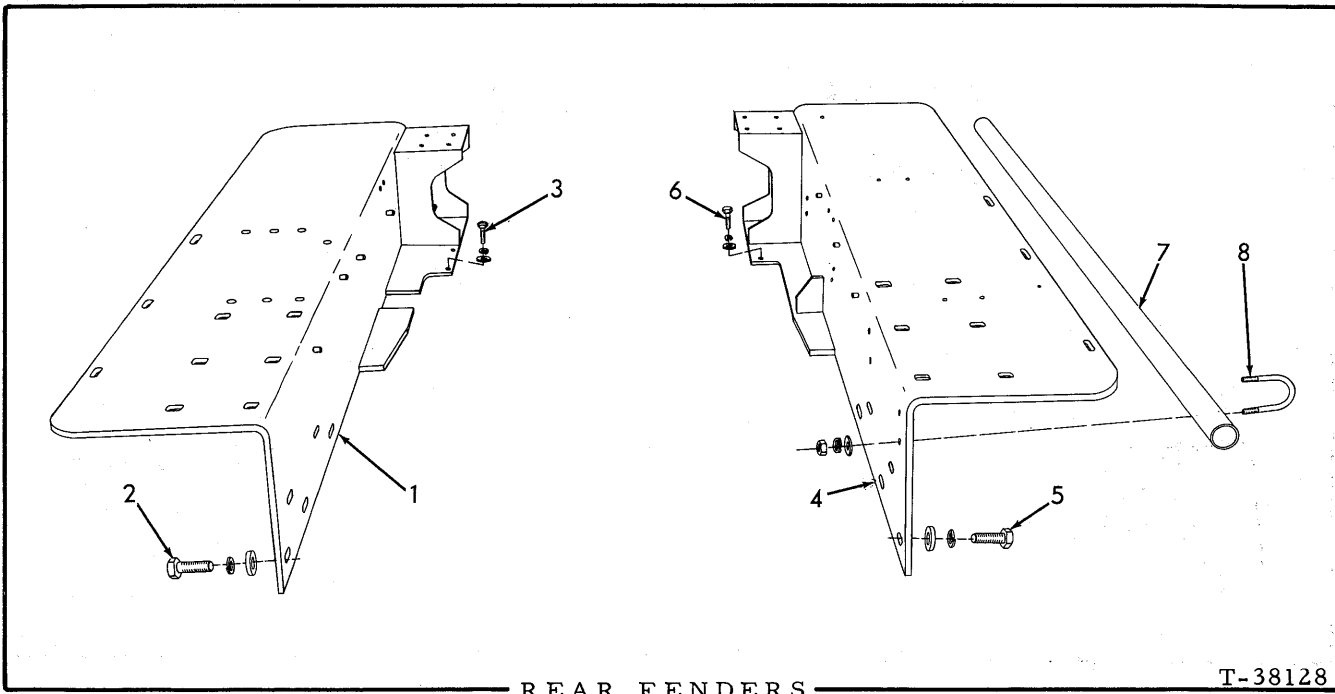
USAGE: See page 195

ITEM	PART NO.	QTY.	DESCRIPTION
1	638422	1	CUSHION, back (outside section)
	642499	1	COVER, slip, back cushion (Includes fastenings)(Not original equipment)
2	638421	1	CUSHION, back (center section)
	642498	1	COVER, slip, back cushion (Includes fastenings)(Not original equipment)
3	638420	1	CUSHION ASSEMBLY, seat (Includes item 4)
	642500	1	COVER, slip, seat cushion (Includes fastenings)(Not original equipment)
4	638431	2	PLATE, bearing, seat cushion
	-----	4	SCREW, wood, fl-hd., #8 x 1/2" (Procure locally)
5	638432	2	BRACKET, pivot, seat cushion
	916532	2	SCREW, machine, rd-hd., 1/4"NC x 3/4"
	914105	2	LOCKWASHER, ext-tooth, 1/4"
6	638369	1	STOP, seat cushion locking rod
	916532	2	SCREW, machine, rd-hd., 1/4"NC x 3/4"
	914105	2	LOCKWASHER, ext-tooth, 1/4"
7	638370	1	PLATE, reinforcing, back cushion
	916532	7	SCREW, machine, rd-hd., 1/4"NC x 3/4"
	914105	7	LOCKWASHER, ext-tooth, 1/4"
8	638427	1	SUPPORT, back cushion
	916532	3	SCREW, machine, rd-hd., 1/4"NC x 3/4"
	914105	3	LOCKWASHER, ext-tooth, 1/4"
9	638435	2	BRACKET, retaining, back cushion
	916532	4	SCREW, machine, rd-hd., 1/4"NC x 3/4"
	914105	4	LOCKWASHER, ext-tooth, 1/4"
10	638468	1	FRAME ASSEMBLY, seat (Includes items 11 thru 19)
11	638425	1	ROD, locking, seat cushion
	911115	2	WASHER, plain, SAE std., 3/8"
	900801	2	PIN, cotter, 3/32" x 3/4"
12	638429	1	SPRING, seat cushion locking rod
13	638363	1	STRAP, operating, seat position
14	638428	2	SPRING, seat position operating strap
15	638426	2	ROD, locking, seat position
16	638430	3	PIN, seat position locking rod
17	628001	3	WASHER, spacing, seat position rod
18	638354	3	WASHER, retaining, seat position rod pin

Continued

SEAT ASSEMBLY 632053 (Continued)

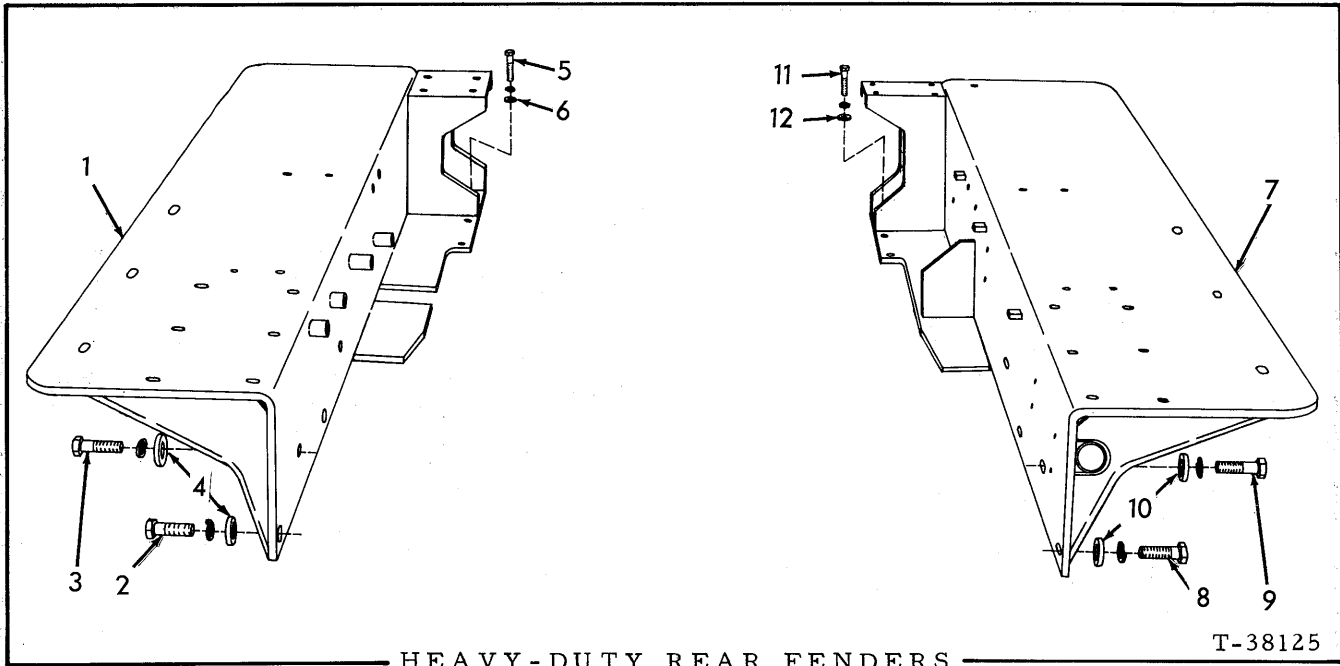
ITEM	PART NO.	QTY.	DESCRIPTION
19	638433	1	SPRING, cushion height adjuster
	914197	2	SCREW, thd-cutting, rd-hd., #6 x 3/8"
20	638423	4	LINK, suspension, seat frame
21	638434	8	PIN, seat frame suspension lever
22	638351	16	RING, locking, suspension lever pin
23	638424	1	SPRING, retracting, seat frame
24	638371	1	FRAME ASSEMBLY, base (Includes items 25 and 26)
25	639975	1	ROD, seat release
	910335	1	WASHER, plain, SAE std., 5/16"
	900801	2	PIN, cotter, 3/32" x 3/4"
26	638429	1	SPRING, seat release rod



ITEM PART NO. QTY. DESCRIPTION

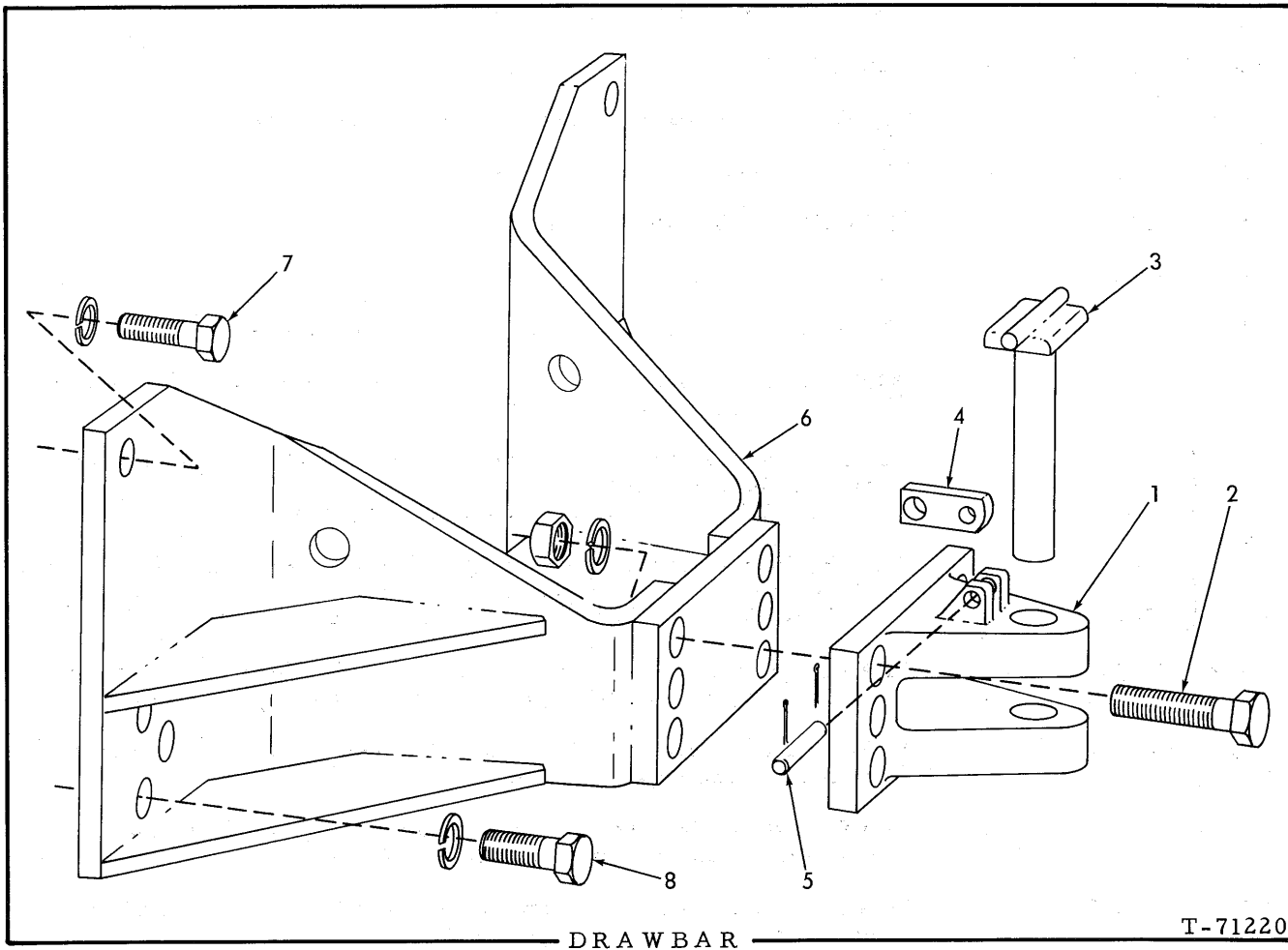
NOTE: See page 200 for heavy-duty fenders used with special Seat Guard

1	644580	1	FENDER, left side
2	012742	4	CAPSCREW, 3/4"NF x 2-1/4"
	904369	4	LOCKWASHER, 3/4"
	061689	4	WASHER, plain
3	035073	4	CAPSCREW, 1/2"NF x 1-3/4"
	904208	4	LOCKWASHER, 1/2"
	064531	4	WASHER, plain
4	639816	1	FENDER, right side
5	012742	4	CAPSCREW, 3/4"NF x 2-1/4"
	904369	4	LOCKWASHER, 3/4"
	061689	4	WASHER, plain
6	035073	4	CAPSCREW, 1/2"NF x 1-3/4"
	904208	4	LOCKWASHER, 1/2"
	064531	4	WASHER, plain
7	084454	1	PIPE, cable conducting (For tractors with dozer using rear-mounted CCU)
8	641474	4	U-BOLT, pipe attaching
	911115	8	WASHER, plain, SAE std., 3/8"
	904206	8	LOCKWASHER, 3/8"
	911041	8	NUT, 3/8"NF



USAGE: Optional equipment. Used with Fuel Tank and Seat Guard in place of standard fenders

ITEM	PART NO.	QTY.	DESCRIPTION
1	632383	1	FENDER, left (Used prior to tractor #13044)
	639843	1	FENDER, left (Effective with tractor #13044)
2	012742	2	CAPSCREW, 3/4"NF x 2-1/4"
3	013465	2	CAPSCREW, 3/4"NF x 2-1/2"
	904369	4	LOCKWASHER, 3/4"
4	061689	6	WASHER, plain
5	035073	4	CAPSCREW, 1/2"NF x 1-3/4"
	904208	4	LOCKWASHER, 1/2"
6	064531	4	WASHER, plain
7	632384	1	FENDER, right (Used prior to tractor #13044)
	639844	1	FENDER, right (Effective with tractor #13044)
8	012742	2	CAPSCREW, 3/4"NF x 2-1/4"
9	013465	2	CAPSCREW, 3/4"NF x 2-1/2"
	904369	4	LOCKWASHER, 3/4"
10	061689	6	WASHER, plain
11	035073	4	CAPSCREW, 1/2"NF x 1-3/4"
	904208	4	LOCKWASHER, 1/2"
12	064531	4	WASHER, plain



ITEM PART NO. QTY. DESCRIPTION

NOTE: Cannot be used on units equipped with special Rear Pusher

1	098837	1	BRACKET, coupling
2	098970	6	CAPSCREW, 1-1/2"NF x 6" (Tractors prior to #)
	643331	6	CAPSCREW, 1-1/2"NF x 6-1/4" (Tractors # and up)
	913077	6	LOCKWASHER, 1-1/2"
	916555	6	NUT, 1-1/2"NF
3	633674	1	PIN, drawbar
4	629697	1	BLOCK, retaining, drawbar pin
5	629698	1	PIN, retaining block
	900806	2	PIN, cotter, 1/8" x 1"
6	633675	1	BRACKET, supporting
7	052361	4	CAPSCREW, 1-1/4"NF x 4"
	904210	4	LOCKWASHER, 1-1/4"
8	625383	4	CAPSCREW, 1-1/2"NF x 4"
	913077	4	LOCKWASHER, 1-1/2"

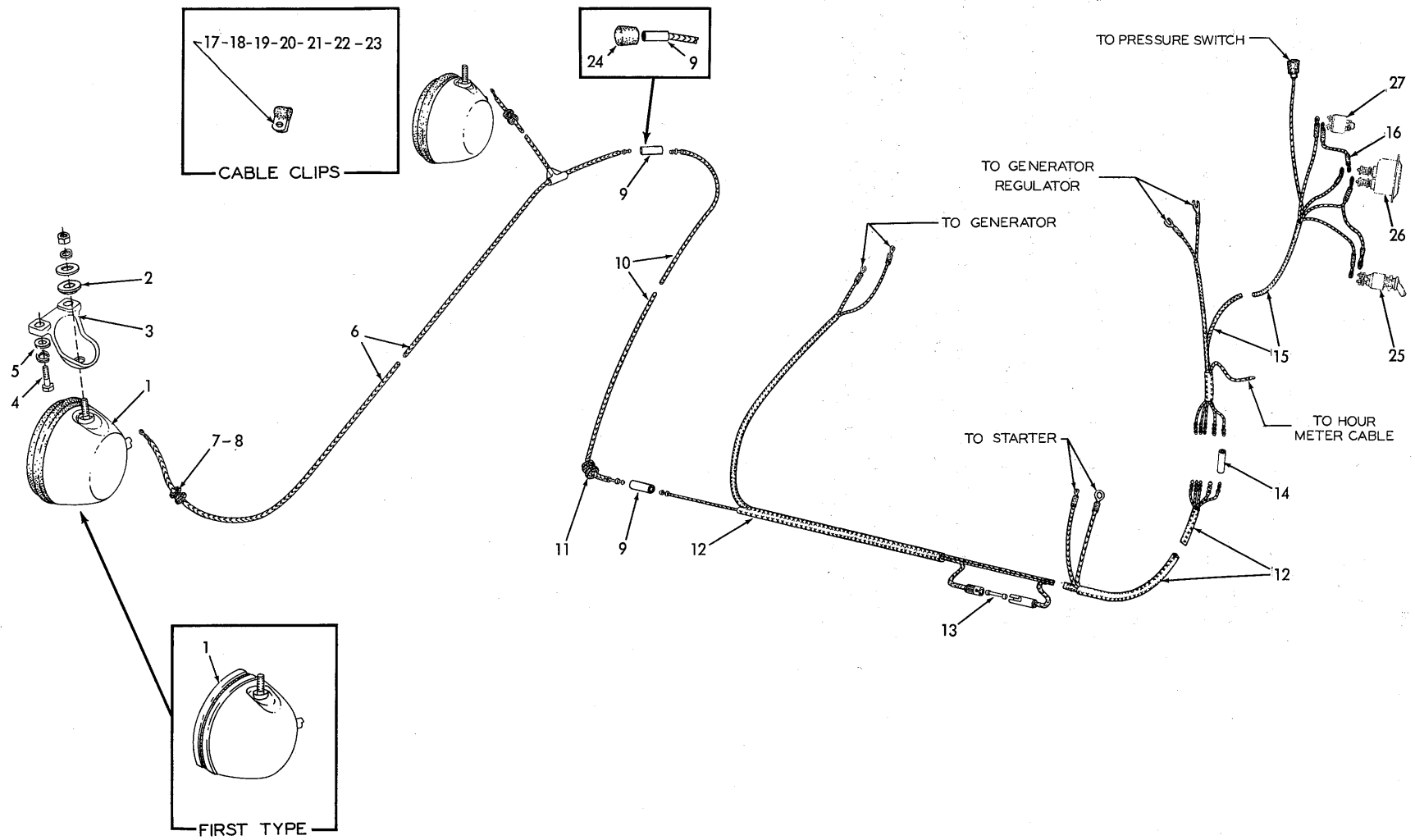
PAINING AND MARKING

ITEM	PART NO.	QTY.	DESCRIPTION
			<u>NOTE:</u> Approximately 6 gallons required for spraying
1	922983	-	ENAMEL, A-C yellow, quart can
2	922984	-	ENAMEL, A-C yellow, gallon can
3	922985	-	ENAMEL, A-C yellow, 5-gallon can
4	922982	-	ENAMEL, A-C yellow, 12 oz. pressurized spray-type can
			<u>NOTE:</u> All plates and transfers listed below are English language printings unless otherwise indicated.
5	632918	1	PLATE, lubrication and service guide (7" x 10")(Attached to front of right battery box)
	034076	4	
	634021	1	PLATE, lubrication and service guide (multi-language, 7" x 12-7/8") (Attached to front of right battery box)
	034076	6	
6	053417	1	PLATE, gear shift diagram (3-1/2" x 2-1/2")(Attached to dash)
	034076	4	SCREW, thd. -cutting, cross-recessed-hd., #8 x 1/2"
7	621357	1	TRANSFER, lubrication certification (3-7/8" x 6-3/4", pressure-sensitive type)(Applied to dash)
8	634011	1	TRANSFER, turbocharger altitude warning (1-3/4" x 3-1/2", pressure-sensitive type)(Applied to dash)
9	631293	1	TRANSFER, instruction, engine operation (2-1/4" x 4-1/2", pressure-sensitive type)(Applied to dash)
10	629205	1	TRANSFER, warning, power steering and brakes (1-3/4" x 3-1/2", pressure-sensitive type)(Applied to dash)
11	639968	1	TRANSFER, instruction, engine clutch adjustment (2-3/4" x 4", pressure-sensitive type)(Applied to dash)
12	633947	1	TRANSFER, instruction, 1st stage fuel filter (1-3/4" x 2-1/4", pressure-sensitive type)(Applied to filter)
13	633948	1	TRANSFER, instruction, 2nd stage fuel filter (1-3/4" x 2-1/4", pressure-sensitive type)(Applied to filter)
14	621343	2	TRANSFER, instruction, oil filter (2-5/16" x 3-1/4", pressure-sensitive type)(Applied to engine oil filter)
15	621399	1	TRANSFER, warning, special heavy-duty oil filter (Includes Portuguese translation, 2" x 10", pressure-sensitive type) (Applied to filter)
	621400	1	
16	632226	2	TRANSFER, instruction, steering system filter (1-3/4" x 2-1/4", pressure-sensitive type)(Applied to FILTER ASSEMBLY 633797)
17	621342	1	TRANSFER, instruction, engine primer (1-3/4" x 6", pressure-sensitive type)(Applied to dash)

(Continued)

PAINING AND MARKING (Continued)

ITEM	PART NO.	QTY.	DESCRIPTION
18	633384	1	TRANSFER, instruction, air heater operation (2" x 6", pressure-sensitive type)(Applied to dash)
19	641129	1	TRANSFER, instruction, air cleaner (4" x 4", pressure-sensitive type)(Applied to dash)
20	634330	3	TRANSFER, "ALLIS-CHALMERS" (1-3/4" x 39", pressure-sensitive type)(Applied to sides of hood and rear of fuel tank)
21	634376	2	TRANSFER, "ALLIS-CHALMERS" (1-1/8" x 20", pressure-sensitive type)(Applied to side of battery boxes)
22	640747	1	TRANSFER, "ALLIS-CHALMERS" (1-3/4" x 30", pressure-sensitive type)(Applied to front of radiator guard)
23	623506	2	TRANSFER, "HD21" (eliptical, pressure-sensitive type)(Applied to side of battery boxes)
24	623503	2	TRANSFER, "TORQUE CONVERTER" design (pressure-sensitive type)(Applied to side of battery boxes)
25	643341	1	TRANSFER KIT (Consists of 1 each TRANSFERS 621342, 621357, 629205, 631293, 633384, 633947, 633948, 634011, 640747, 641129, 2 each TRANSFERS 621343, 623503, 623506, 634376 and 3 TRANSFERS 634330)



LIGHTS AND WIRING

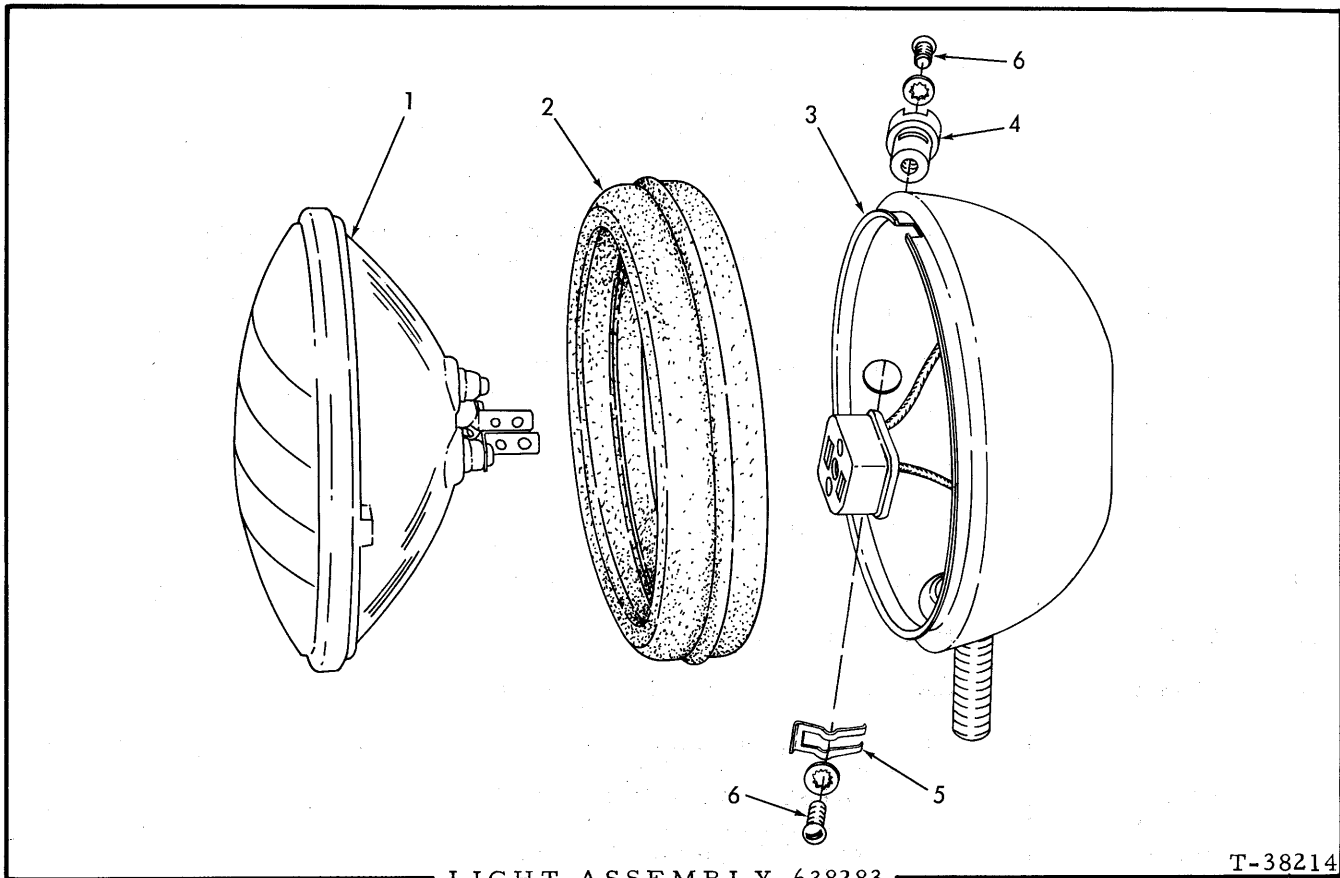
ITEM	PART NO.	QTY.	DESCRIPTION
1	097030	2	* LIGHT ASSEMBLY, head (See page 207 for parts)(Used prior to April 1963. Order LIGHT ASSEMBLY 638283)
	638283	2	* LIGHT ASSEMBLY, head (See page 206 for parts)(Effective April 1963)
	900818	2	* WASHER, plain, U. S. std., 1/2"
	904208	2	* LOCKWASHER, 1/2"
	911043	2	* NUT, 1/2"NF
2	075535	2	* WASHER, head light mounting
3	093195	2	* BRACKET, head light mounting
4	035336	4	* CAPSCREW, 3/8"NF x 1-3/4"
	904206	4	* LOCKWASHER, 3/8"
5	044973	4	* WASHER, plain
6	093196	1	* CABLE, head light, upper section
7	083683	2	* GROMMET, head light cable (1/2" hole)
8	044810	2	* GROMMET, head light cable (3/8" hole)
<p><u>NOTE:</u> Items 7 and 8 are required only when head lights are optionally mounted on top of the radiator guard</p>			
9	048142	2	CONNECTOR, head light cables
10	093194	1	CABLE, head light, lower section
11	064589	1	GROMMET, head light cable (5/8" hole)
12	098201	1	HARNESS, wiring, front section
13	208960	1	FUSE, cartridge type, 1/4" x 1-1/4", 20 amperes
14	048142	5	CONNECTOR, wiring harness (1-line)
15	640705	1	HARNESS, wiring, rear section
16	095860	1	CABLE, ammeter to starter switch
17	640677	1	CLIP, head light cables (1/4" diam., 13/32" bolt-hole)(4 additional used with head lights)
	036032	1	CAPSCREW, 3/8"NF x 3/4"
	904206	1	LOCKWASHER, 3/8"
	911115	1	WASHER, plain, SAE std., 3/8"
18	640676	1	CLIP, wiring harness (5/16" diam., 13/32" bolt-hole)
19	048164	1	CLIP, front wiring harness (5/16" diam., 17/32" bolt-hole)
20	640675	1	CLIP, front wiring harness (3/8" diam., 17/32" bolt-hole)
	035221	1	CAPSCREW, 1/2"NC x 1"
	904208	1	LOCKWASHER, 1/2"
21	094527	5	CLIP, wiring harness (1/2" diam., 13/32" bolt-hole)
	036032	1	CAPSCREW, 3/8"NF x 3/4"
	035167	2	CAPSCREW, 3/8"NF x 7/8"
	904206	3	LOCKWASHER, 3/8"
	911041	2	NUT, 3/8"NF

*Special equipment

(Continued)

LIGHTS AND WIRING (Continued)

ITEM	PART NO.	QTY.	DESCRIPTION
22	620063	1	CLIP, wiring harness (1/2" diam., 17/32" bolt-hole)
	035221	1	CAPSCREW, 1/2"NC x 1"
	904208	1	LOCKWASHER, 1/2"
23	639388	1	CLIP, wiring harness (1/8" diam., 13/32" bolt-hole)(Effective with tractor #13061)
	036032	1	CAPSCREW, 3/8"NF x 3/4"
	904206	1	LOCKWASHER, 3/8"
	911041	1	NUT, 3/8"NF
24	638243	1	TIP, cable socket (rubber)(Used only on units without headlights)
25	-----	-	SWITCH, lights (See INSTRUMENTS)
26	-----	-	AMMETER (See INSTRUMENTS)
27	-----	-	SWITCH, starter (See INSTRUMENTS)

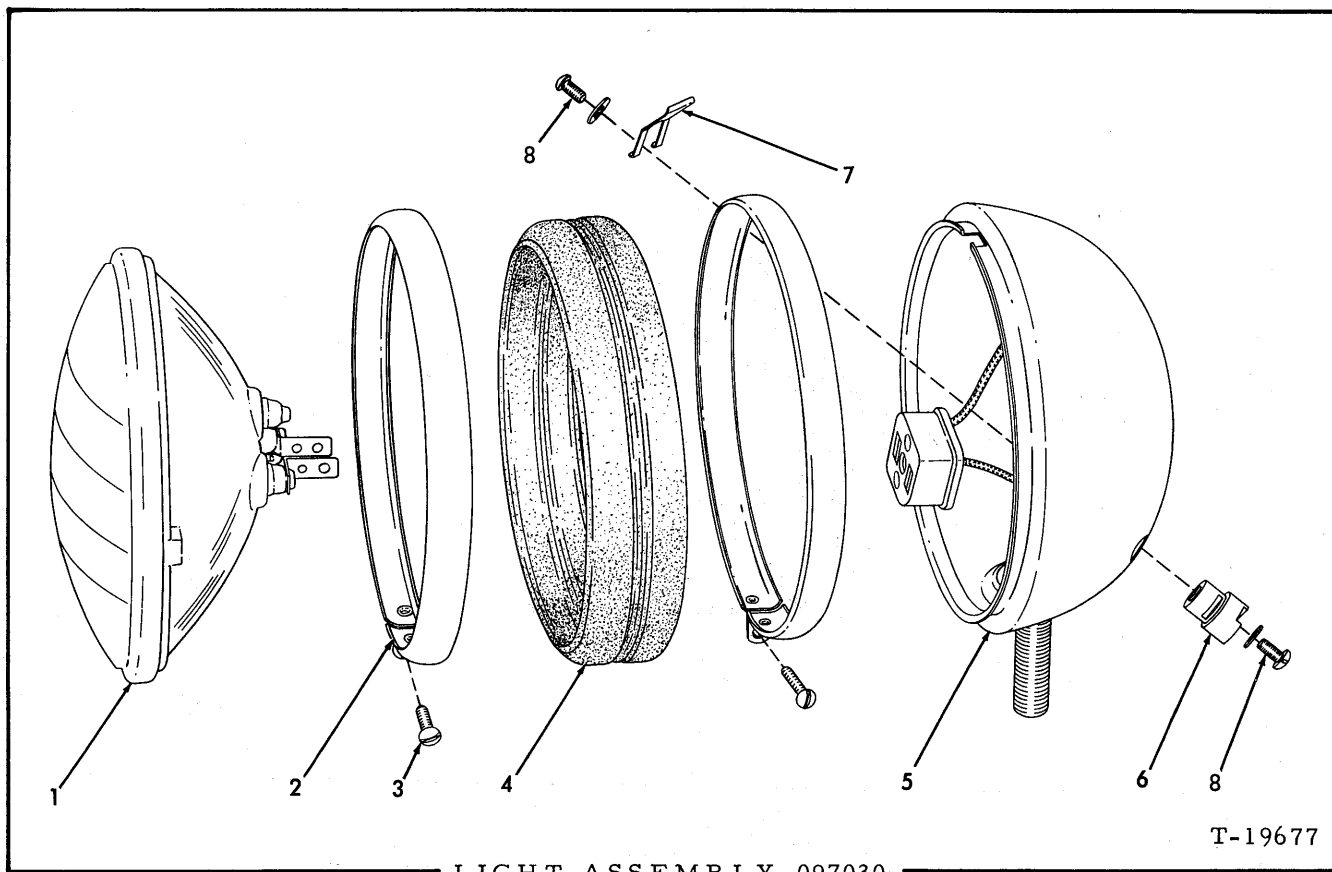


LIGHT ASSEMBLY 638283

T-38214

USAGE: See page 205 and 223

ITEM	PART NO.	QTY.	DESCRIPTION
NOTE: Quantities indicated below are for one (1) light only			
1	182763	1	SEALED BEAM (24 volt)
2	638282	1	RING, retaining (rubber)
3	-----	1	BODY ASSEMBLY (Includes wiring. Not serviced separately)
4	055589	1	TERMINAL KIT (Includes item 5 and 6)
5	048922	1	SPRING, retaining, terminal bushing
6	034076	2	SCREW, terminal
	912739	2	LOCKWASHER, internal teeth, #8

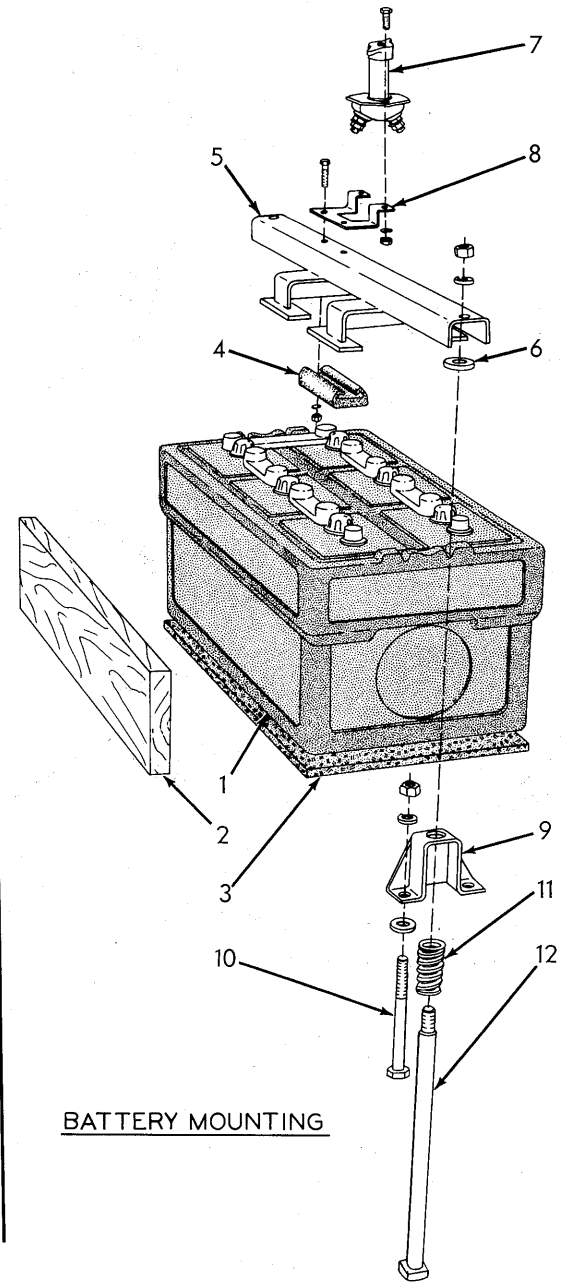
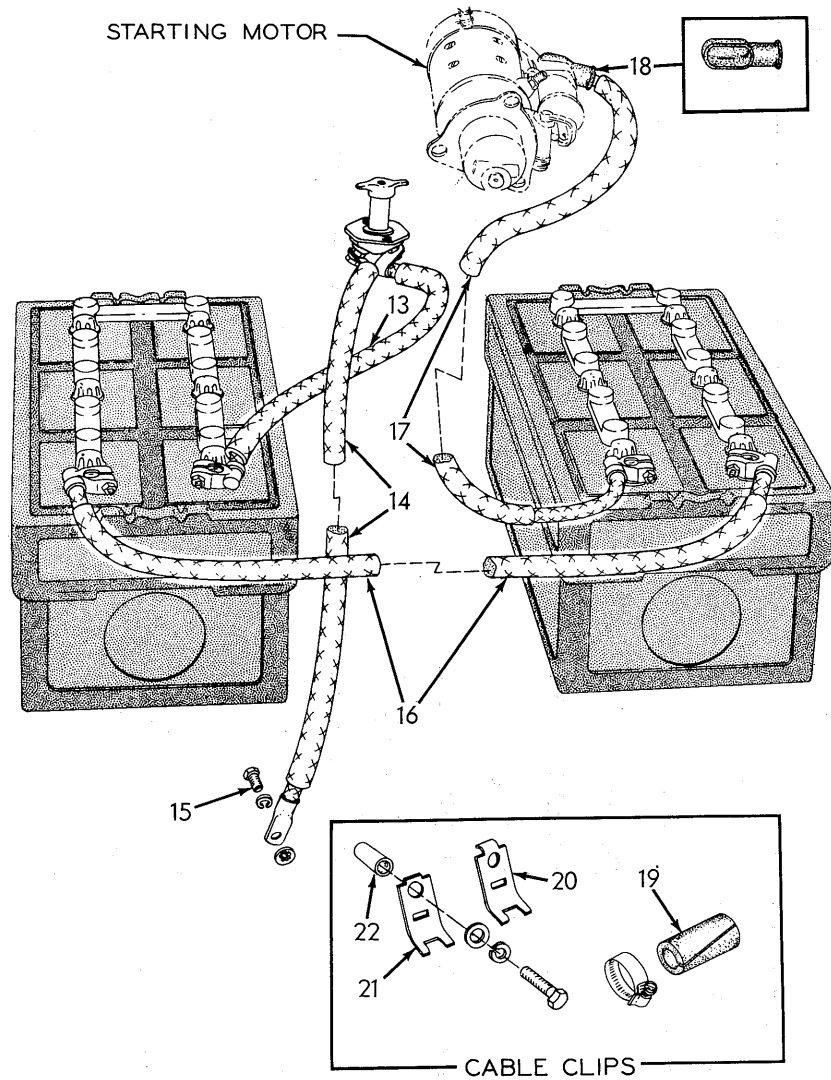


USAGE: See pages 205, 223

ITEM PART NO. QTY. DESCRIPTION

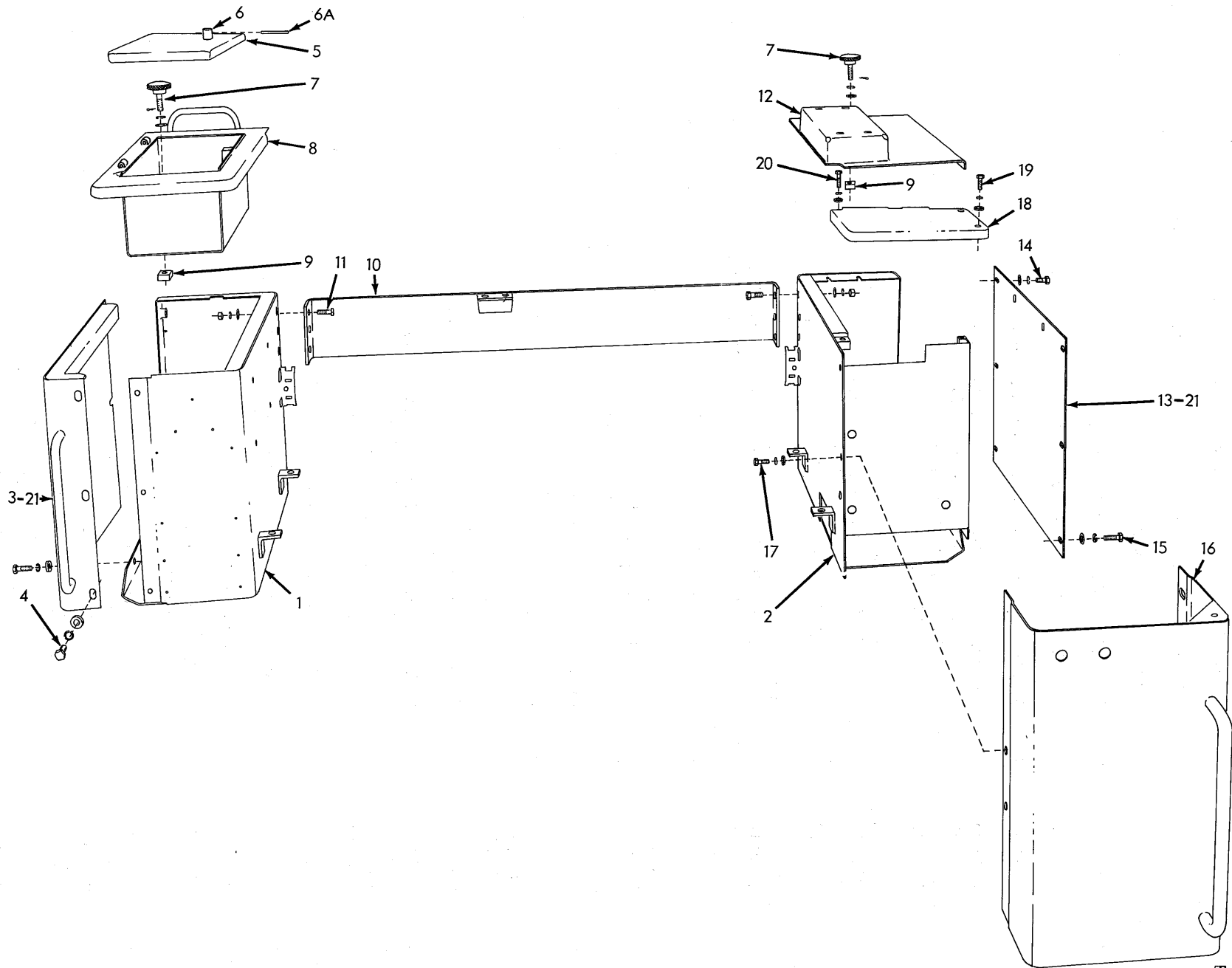
NOTE: Quantities indicated are for one (1) light only

1	182763	1	SEALED BEAM (24 volt)
2	097046	2	MOLDING
3	622729	2	SCREW, molding
4	097048	1	RING, cushion
5	-----	1	BODY ASSEMBLY (Includes wiring. Not serviced separately)
6	055589	1	TERMINAL KIT (Includes items 7 and 8)
7	048922	1	SPRING, retaining, terminal bushing
8	034076	2	SCREW, terminal
	912739	2	LOCKWASHER, internal teeth, #8



BATTERIES AND CABLES

ITEM	PART NO.	QTY.	DESCRIPTION
1	-----	2	BATTERY, storage, 12 volts, 25 plates (AUTO-LITE #8DA-204 or EXIDE 8D-1145. Order from local dealer)
2	-----	-	BOARD, battery spacing (Procure locally as req'd)
3	085680	2	PAD, battery bottom
4	052791	8	BLOCK, hold-down (rubber)
5	052782	2	HOLD-DOWN, battery
6	064531	4	WASHER, spacing, battery hold-down
7	096908	1	SWITCH ASSEMBLY, master (Serviced only as a unit)
	912789	2	CAPSCREW, 1/4"NF x 3/4"
	904204	2	LOCKWASHER, 1/4"
	911040	2	NUT, 1/4"NF
8	637580	1	BRACKET, master switch
	912789	2	CAPSCREW, 1/4"NF x 3/4"
	904204	2	LOCKWASHER, 1/4"
	911040	2	NUT, 1/4"NF
9	081867	4	BRACKET, hold-down bolt
	053037	4	CAPSCREW, 1/2"NF x 5-1/2" (Left side)
	035278	4	CAPSCREW, 1/2"NF x 2-3/4" (Right side. Not used with heavy-fenders)
10	035073	4	CAPSCREW, 1/2"NF x 1-3/4" (Right side. For heavy fenders only)
	064531	8	WASHER, plain
	904208	8	LOCKWASHER, 1/2"
	911043	8	NUT, 1/2"NF (Not used with heavy fenders)
11	081404	4	SPRING, hold-down bolt
12	087313	4	BOLT, hold-down
	904208	4	LOCKWASHER, 1/2"
	911043	4	NUT, 1/2"NF
13	096918	1	CABLE, battery to master switch (15-1/2" long)
14	627428	1	CABLE, master switch to ground (58" long)
15	036034	1	CAPSCREW, 3/8"NF x 1"
	904206	1	LOCKWASHER, 3/8"
	906960	1	LOCKWASHER, internal teeth, 3/8"
16	632971	1	CABLE, battery connecting (72" long)
17	622064	1	CABLE, battery to starter (126-3/4" long)
18	076572	1	BOOT, protecting, starter terminal
19	076469	14	BOOT, cable protecting
	921912	15	CLAMP, hose, 1-1/16" to 2" diam.
20	076470	5	CLIP, cable supporting
	035167	5	CAPSCREW, 3/8"NF x 7/8"
	904206	5	LOCKWASHER, 3/8"
21	084895	5	CLIP, cable supporting
	035167	2	CAPSCREW, 3/8"NF x 7/8"
	036039	1	CAPSCREW, 3/8"NF x 1-3/8"
	904206	3	LOCKWASHER, 3/8"
	911115	3	WASHER, plain, SAE std., 3/8"
	064531	1	WASHER, plain (For spacing)
22	087082	1	SPACER, cable supporting clip

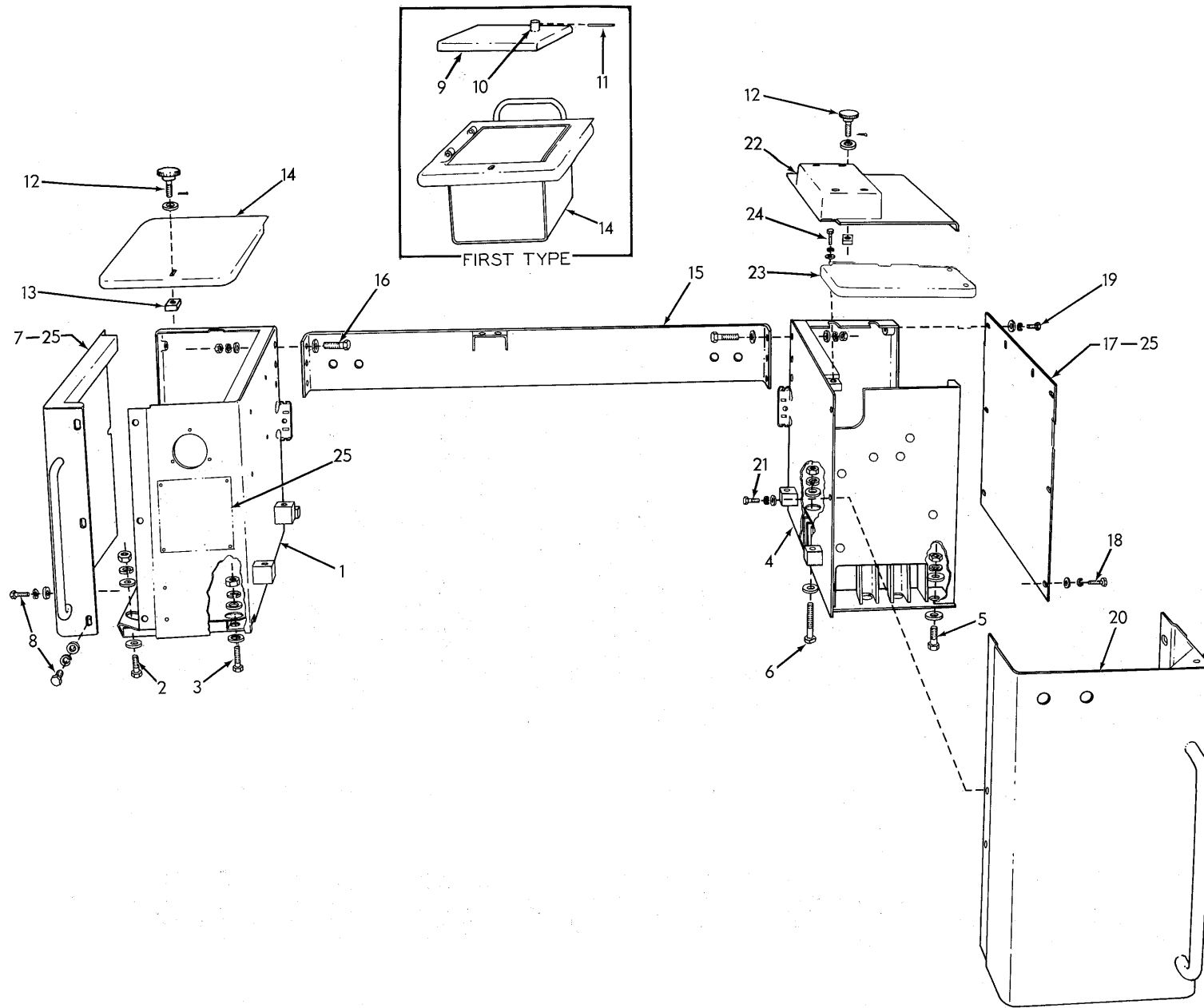


BATTERY BOXES (First type)

BATTERY BOXES

USAGE: Tractors prior to serial No. 13043

ITEM	PART NO.	QTY.	DESCRIPTION
1	630338	1	BOX, right battery
2	630337	1	BOX, left battery
3	639905	1	COVER, side, right battery box
4	614478	8	CAPSCREW, 1/2"NF x 1-3/8"
	904208	8	LOCKWASHER, 1/2"
	064531	8	WASHER, plain
5	633467	1	COVER ASSEMBLY, tool box (Includes items 6 and 6A)
6	633158	1	FASTENER ASSEMBLY, tool box cover (Serviced only as a unit)
	900759	2	RIVET, fl-hd., 1/4" x 1/2"
6A	639439	1	PIN, tool box cover fastener
7	091976	2	KNOB, retaining, battery box cover
	904208	2	LOCKWASHER, 1/2"
	910244	2	WASHER, plain, SAE std., 1/2"
	900802	2	PIN, cotter, 3/32" x 1"
8	632331	1	COVER, top, right battery box (Also serves as tool box)
9	624488	2	BLOCK, tapped
10	632265	1	BRACE, cross
11	614478	6	CAPSCREW, 1/2"NF x 1-3/8"
	064531	6	WASHER, plain
	904208	6	LOCKWASHER, 1/2"
	911043	6	NUT, 1/2"NF
12	629476	1	COVER, top, left battery box, rear section
13	637532	1	COVER, side, left battery box
14	070467	1	CAPSCREW, 1/2"NF x 1"
15	614478	7	CAPSCREW, 1/2"NF x 1-3/8"
	904208	8	LOCKWASHER, 1/2"
	064531	8	WASHER, plain
16	630335	1	COVER, end, left battery box
17	036034	2	CAPSCREW, 3/8"NF x 1"
	904206	2	LOCKWASHER, 3/8"
	044973	2	WASHER, plain
18	632359	1	COVER, top, left battery box, front section
19	036034	2	CAPSCREW, 3/8"NF x 1"
	904206	2	LOCKWASHER, 3/8"
	044973	2	WASHER, plain
20	012992	1	CAPSCREW, 3/8"NF x 1-1/4"
	904206	1	LOCKWASHER, 3/8"
	044973	1	WASHER, plain
21	-----	-	PLATE AND TRANSFERS (See PAINTING AND MARKING)

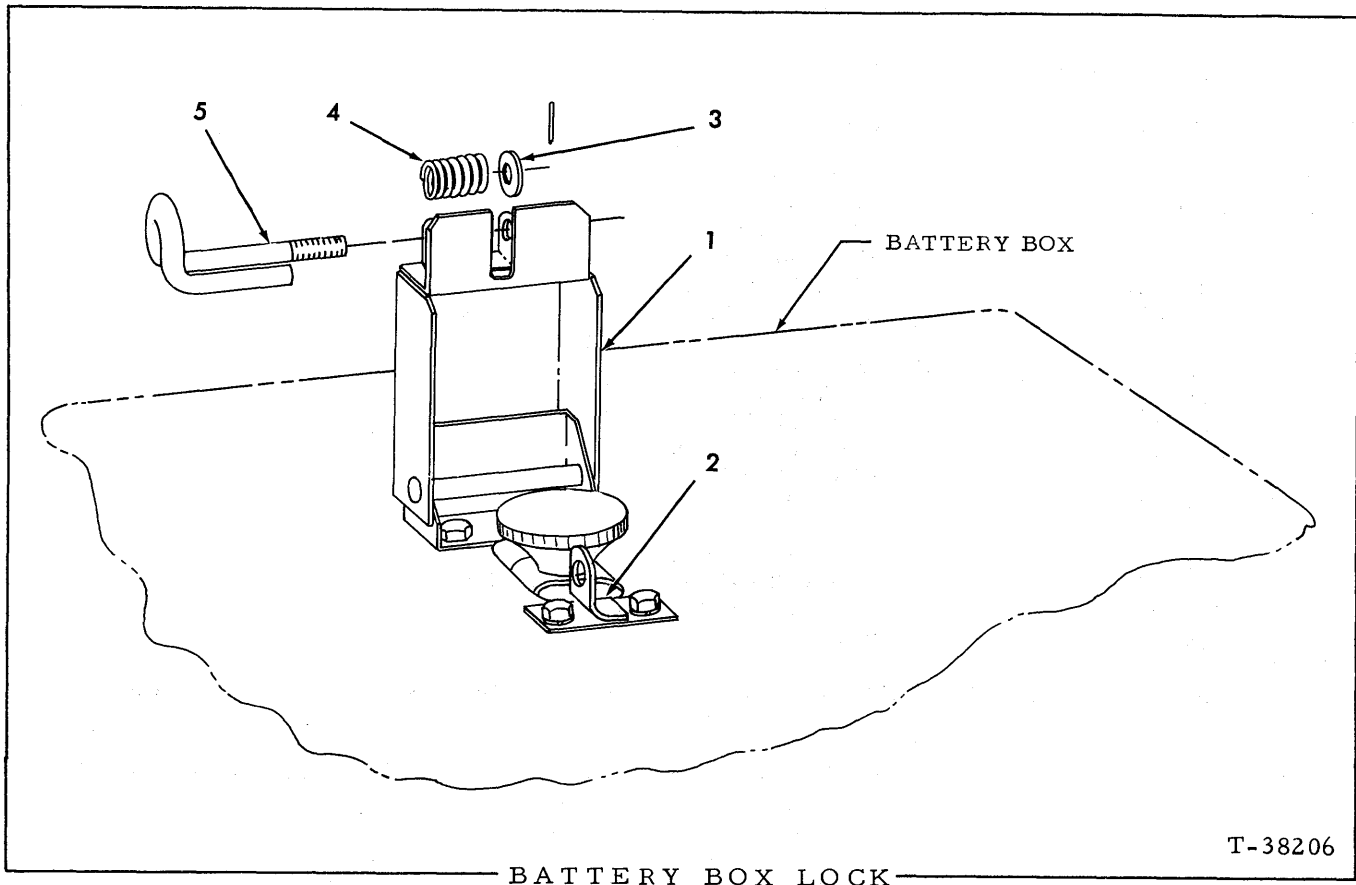


BATTERY BOXES (Second type)

BATTERY BOXES

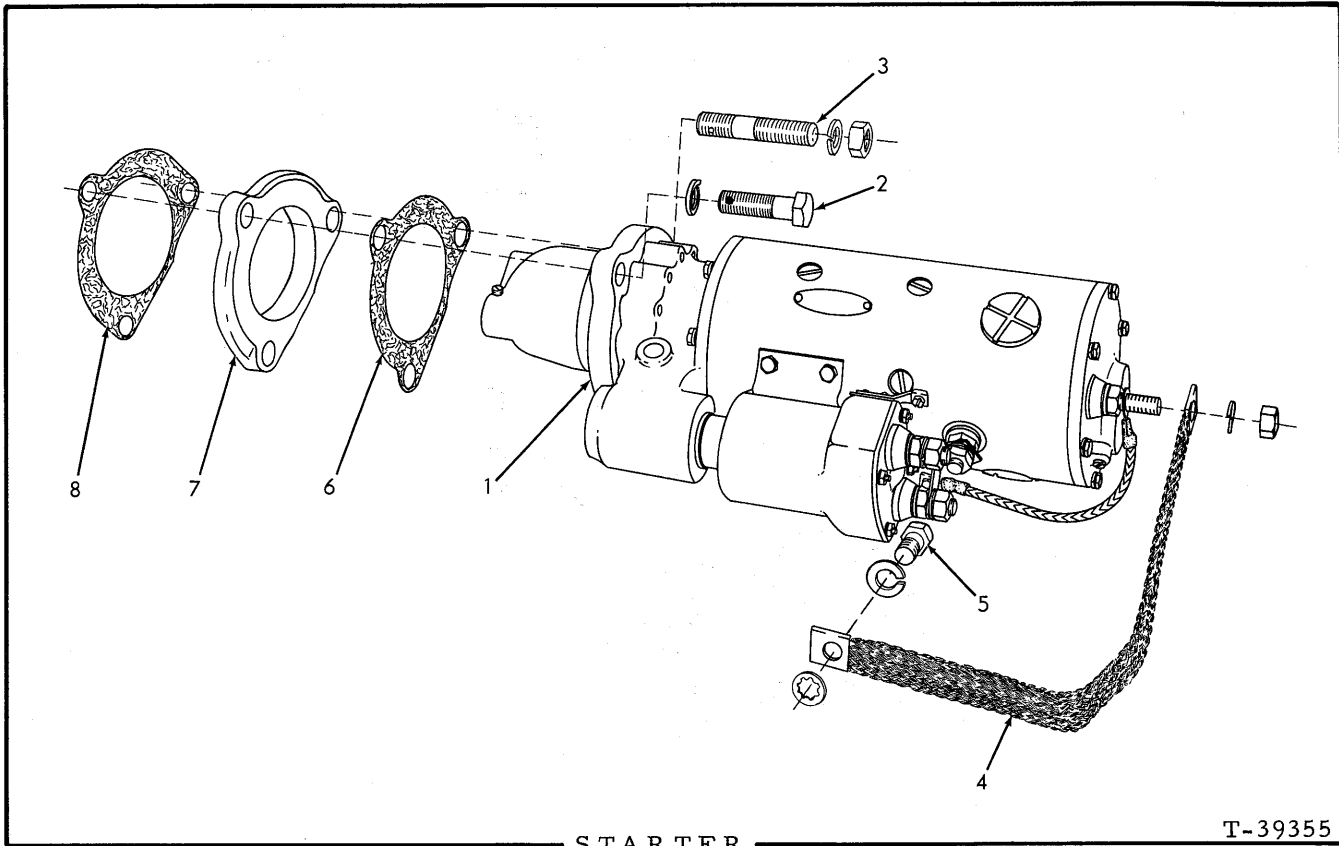
USAGE: Tractors serial No. 13043 and up

ITEM	PART NO.	QTY.	DESCRIPTION
1	639837	1	BOX, right battery
2	035073	1	CAPSCREW, 1/2"NF x 1-3/4"
3	035067	3	CAPSCREW, 1/2"NF x 2"
	064531	8	WASHER, plain
	904208	4	LOCKWASHER, 1/2"
	911043	4	NUT, 1/2"NF
4	642715	1	BOX, left battery
5	035073	1	CAPSCREW, 1/2"NF x 1-3/4"
6	031671	2	CAPSCREW, 1/2"NF x 4-1/2"
	064531	6	WASHER, plain
	904208	3	LOCKWASHER, 1/2"
	911043	3	NUT, 1/2"NF
7	639905	1	COVER, side, right battery box
8	614478	8	CAPSCREW, 1/2"NF x 1-3/8"
	904208	8	LOCKWASHER, 1/2"
	064531	8	WASHER, plain
9	633467	1	COVER ASSEMBLY, tool box (Includes items 10 and 11)(Used prior to tractor #13225)
10	633158	1	FASTENER ASSEMBLY, tool box cover (Serviced only as a unit) (Used prior to tractor #13225)
	900759	2	RIVET, fl-hd., 1/4" x 1/2"
11	639439	1	PIN, tool box cover (Used prior to tractor #13225)
12	091976	2	KNOB, retaining, battery box cover
	910244	2	WASHER, plain, SAE std., 1/2"
	900802	2	PIN, cotter, 3/32" x 1"
13	624488	2	BLOCK, tapped
14	-----	1	COVER, top, right battery box (Also serves as tool box)(Used prior to tractor #13225. Order COVER 641499)
	641499	1	COVER, top, right battery box (Effective with tractor #13225)
15	639828	1	SUPPORT, battery box
16	035073	6	CAPSCREW, 1/2"NF x 1-3/4"
	047063	12	WASHER, plain
	904208	6	LOCKWASHER, 1/2"
	911043	6	NUT, 1/2"NF
17	637532	1	COVER, side, left battery box
18	070467	1	CAPSCREW, 1/2"NF x 1"
19	614478	7	CAPSCREW, 1/2"NF x 1-3/8"
	904208	8	LOCKWASHER, 1/2"
	064531	8	WASHER, plain
20	639831	1	COVER, end, left battery box
21	035525	2	CAPSCREW, 1/2"NF x 1-1/8"
	904208	2	LOCKWASHER, 1/2"
	064531	2	WASHER, plain
22	639862	1	COVER, top, left battery box, rear section
23	639859	1	COVER, top, left battery box, front section
24	036034	1	CAPSCREW, 3/8"NF x 1"
	904206	1	LOCKWASHER, 3/8"
	044973	1	WASHER, plain
25	-----	-	PLATE AND TRANSFERS (See PAINTING AND MARKING)



USAGE: Special Equipment. Padlock is required to complete the installation

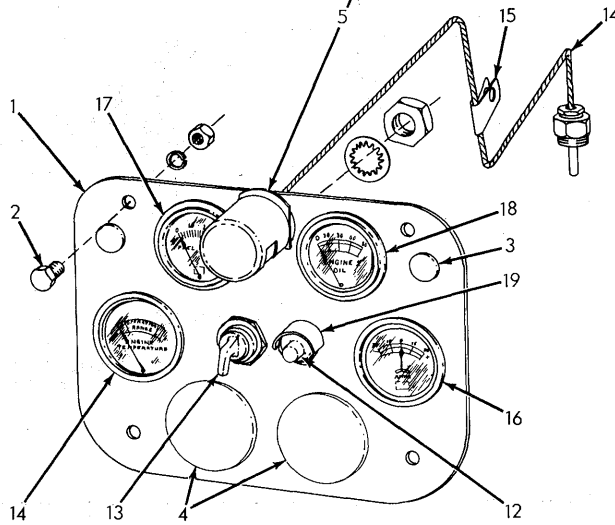
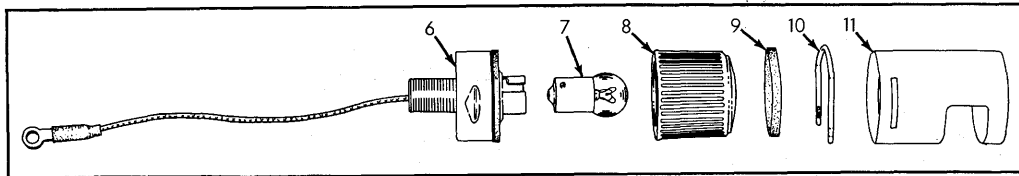
ITEM	PART NUMBER	QTY.	DESCRIPTION
1	620474	1	COVER, retaining knob
	914330	2	CAPSCREW, 1/4"NF x 5/8"
	904204	2	LOCKWASHER, 1/4"
	911040	2	NUT, 1/4"NF
2	620472	1	PLATE, latching, retaining knob cover
	914330	2	CAPSCREW, 1/4"NF x 5/8"
	904204	2	LOCKWASHER, 1/4"
	911040	2	NUT, 1/4"NF
3	607414	1	WASHER, latching spring
4	035916	1	SPRING, latching rod
5	621201	1	ROD, latching
	916146	1	PIN, roll, 3/32" x 1/2"



STARTER

T-39355

ITEM	PART NO.	QTY.	DESCRIPTION
1	620350	1	MOTOR, starting("Delco-Remy" #1109986. Order parts from local "United Motors Service" agency)
2	631571	2	CAPSCREW, Nylok, 5/8"NC x 2-1/4"
3	646939	1	STUD, Nylok, 5/8"NC x 3-1/8"
	904209	3	LOCKWASHER, 5/8"
	914013	1	NUT, 5/8"NC
4	630199	1	STRAP, starter to ground
5	070469	1	CAPSCREW, 1/2"NF x 1-1/4"
	904208	1	LOCKWASHER, regular, 1/2"
	906961	1	LOCKWASHER, int-tooth, 1/2"
6	631573	1	GASKET, starting motor
7	631574	1	ADAPTER, starting motor
8	631572	1	GASKET, starting motor adapter



INSTRUMENTS

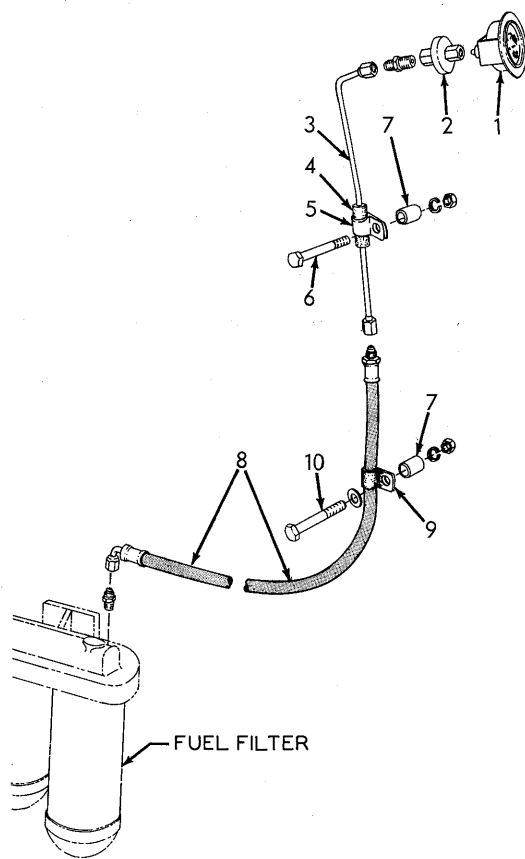
T-39351

ITEM	PART NO.	QTY.	DESCRIPTION
1	630207	1	PLATE, instrument mounting
2	036032	4	CAPSCREW, 3/8"NF x 3/4"
	904206	4	LOCKWASHER, 3/8"
	911041	4	NUT, 3/8"NF
3	921113	2	PLUG, instrument plate (11/16" switch holes)
4	922647	2	PLUG, instrument holes
5	095257	1	LIGHT ASSEMBLY, instrument panel (Consists of items 6 thru 11)
	911049	1	NUT, jam, 5/8"NF
	910334	1	LOCKWASHER, int-tooth, 5/8"
	912022	1	WASHER, spacing
6	-----	1	BASE ASSEMBLY (Not serviced separately)
7	074452	1	BULB, instrument light (single contact, 6 c. p., 24 volts)
8	095267	1	LENS, instrument light
9	095268	1	GASKET, instrument light
10	095265	1	SPRING, retaining, instrument light cover
11	095269	1	COVER, instrument light
12	240962	1	SWITCH ASSEMBLY, starter (Includes mounting nut)

(Continued)

INSTRUMENTS (Continued)

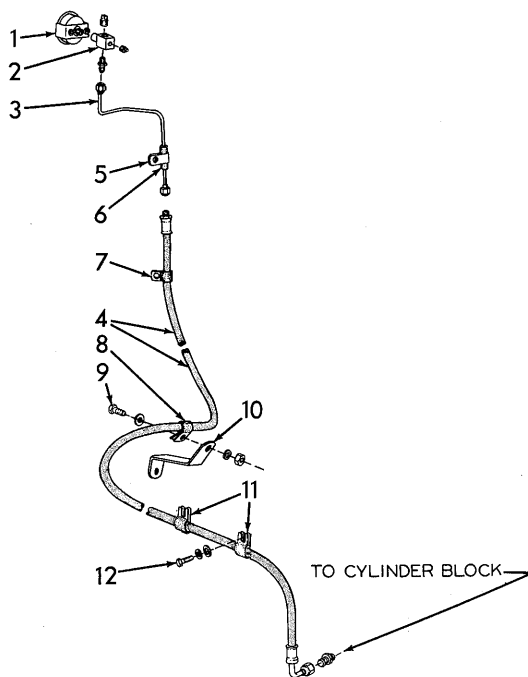
ITEM	PART NO.	QTY.	DESCRIPTION
13	083920	1	SWITCH ASSEMBLY, lights (Includes mounting nut)
14	638959	1	GAUGE, engine temperature (Includes mounting clamp)
15	073809	1	CLIP, temperature gauge tube (3/16" diam., 13/32" bolt-hole)
16	091588	1	AMMETER (Includes mounting clamp)
17	-----	1	GAUGE, fuel pressure (See page 218)
18	-----	1	GAUGE, engine oil pressure (See page 219)
19	634677	1	GUARD, starter switch



FUEL PRESSURE GAUGE

T-39354

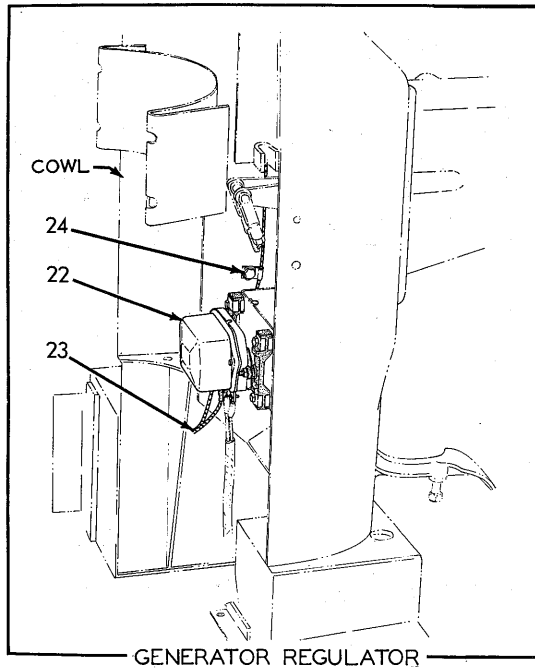
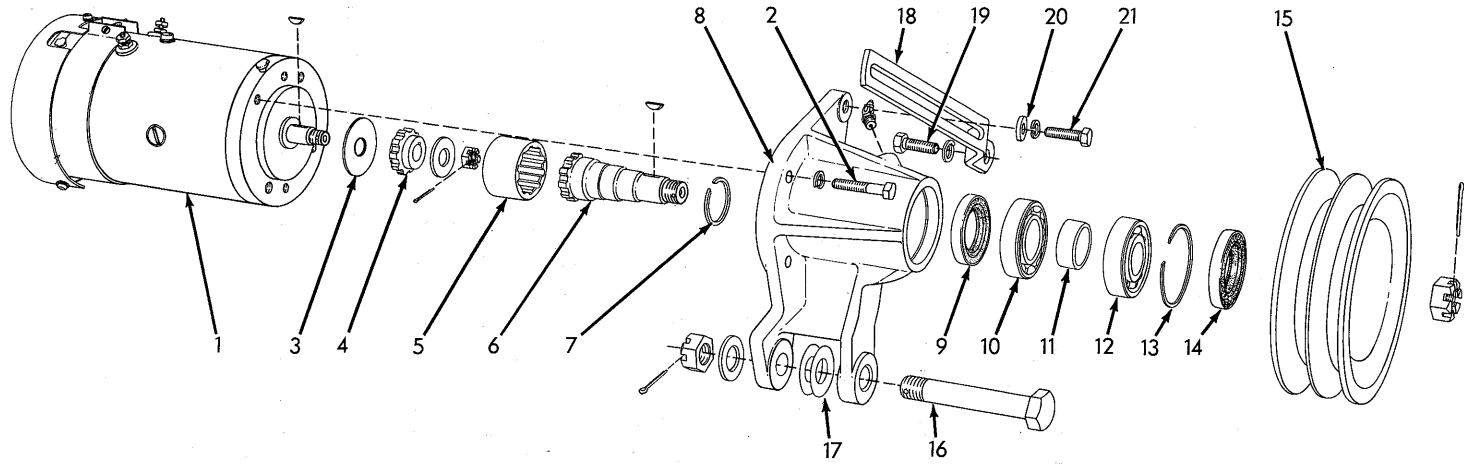
ITEM	PART NO.	QTY.	DESCRIPTION
1	091589	1	GAUGE (Includes mounting clamp)
2	069674	1	RESTRICTOR
3	630705	1	TUBE ASSEMBLY (Includes nuts)
	919140	1	CONNECTOR, flare type, 1/4" tube, 1/4"NPT male
4	093972	1	BOOT, tube protecting (rubber)
5	047381	1	CLIP, tube supporting
6	046419	1	CAPSCREW, 3/8"NF x 2"
	904206	1	LOCKWASHER, 3/8"
	911041	1	NUT, 3/8"NF
7	096228	2	SPACER, tube and hose clips
8	630707	1	HOSE ASSEMBLY (See page 6 for parts)
	919171	1	CONNECTOR, flare type, 1/4" tube, 1/8"NPT male
9	094527	1	CLIP, hose supporting (1/2" diam.)(Used prior to tractor #13738)
	644006	1	CLIP, hose supporting (9/16" diam.)(Effective with tractor #13738)
10	046419	1	CAPSCREW, 3/8"NF x 2"
	911115	1	WASHER, plain, SAE std., 3/8"
	904206	1	LOCKWASHER, 3/8"
	911041	1	NUT, 3/8"NF



ENGINE OIL PRESSURE GAUGE

T-39353

ITEM	PART NO.	QTY.	DESCRIPTION
1	091585	1	GAUGE, oil pressure (Includes mounting clamp)
2	094450	1	TEE, gauge connection
	901651	1	PLUG, pipe, 1/8"NPT
	901652	1	PLUG, pipe, 1/4"NPT (Not used when Hour Meter is installed)
3	630703	1	TUBE ASSEMBLY (Includes nuts)
	919171	1	CONNECTOR, flare type, 1/4" tube, 1/8"NPT male
4	630710	1	HOSE ASSEMBLY (See page 6 for parts)
	919140	1	CONNECTOR, flare type, 1/4" tube, 1/4"NPT male
5	051311	1	CLIP, tube supporting (5/8" diam., 17/32" bolt-hole)
6	093972	1	BOOT, tube protecting (rubber)
7	620063	1	CLIP, hose supporting (1/2" diam., 9/16" bolt-hole)(Used prior to tractor #13738)
	644006	1	CLIP, hose supporting (9/16" diam., 17/32" bolt-hole)(Effective with tractor #13738)
8	094527	1	CLIP, hose supporting (1/2" diam., 13/32" bolt-hole)(Used prior to tractor #13738)
	644006	1	CLIP, hose supporting (9/16" diam., 17/32" bolt-hole)(Effective with tractor #13738)
9	035167	1	CAPSCREW, 3/8"NF x 7/8"
	911115	1	WASHER, plain, SAE std., 3/8"
	904206	1	LOCKWASHER, 3/8"
	911041	1	NUT, 3/8"NF
10	098185	1	ANGLE, hose supporting
11	620035	2	CLIP, hose supporting (1/2" diam., 13/32" bolt-slot)(Used prior to tractor #13738)
	644666	2	CLIP, hose supporting (9/16" diam., 17/32" bolt-slot)(Effective with tractor #13738)
12	035244	1	CAPSCREW, 3/8"NC x 3/4"
	904206	1	LOCKWASHER, 3/8"
	911115	2	WASHER, plain, SAE std., 3/8"



GENERATOR

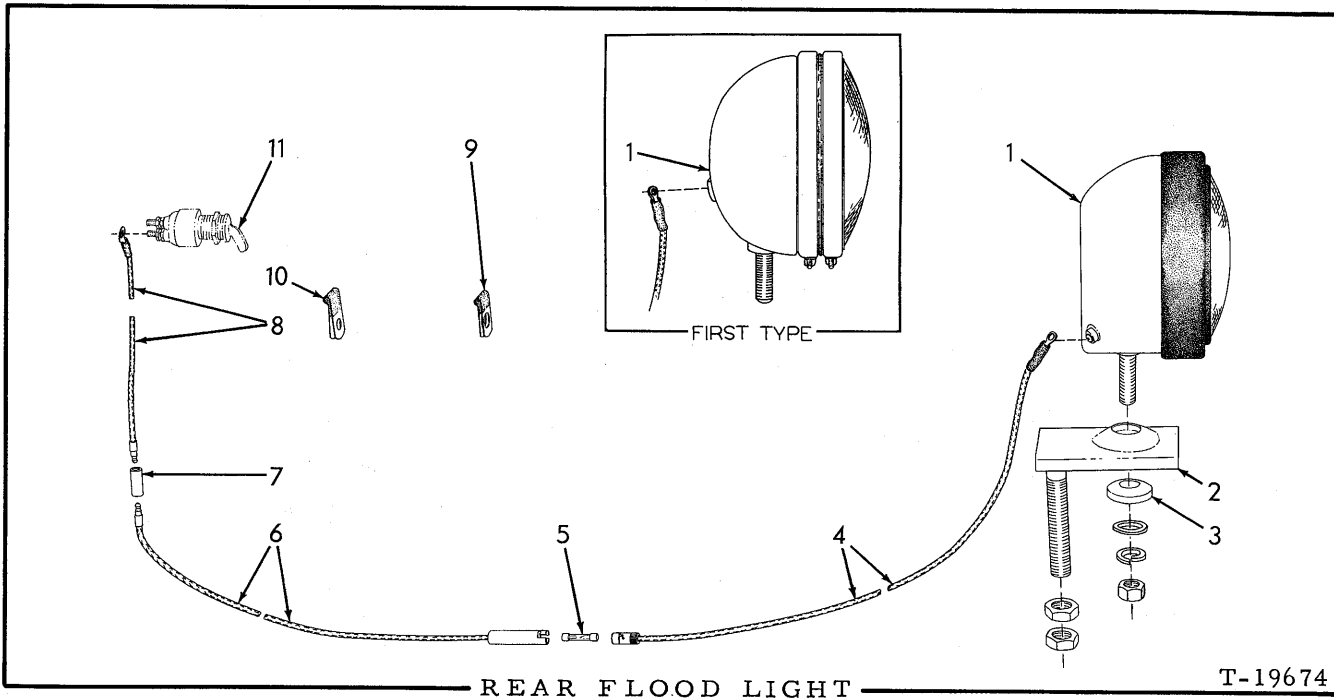
GENERATOR

ITEM	PART NO.	QTY.	DESCRIPTION
<u>NOTE:</u> See FAN for driving belts			
1	094625	1	GENERATOR (Includes KEY 905121)(DELCO-REMY #1105997. Order parts from local United Motors Service agency)
	905121	1	KEY, #5 woodruff, 1/8" x 5/8"
2	013058	4	CAPSCREW, 3/8"NC x 1-1/4"
	904206	4	LOCKWASHER, 3/8"
3	067924	1	WASHER, generator shaft
4	067923	1	PINION, generator shaft
	910244	1	WASHER, plain, SAE std., 1/2"
	913471	1	NUT, jam, slotted, 1/2"NF
	900801	1	PIN, cotter, 3/32" x 3/4"
5	096056	1	SLEEVE, coupling
6	096092	1	SHAFT, generator drive
	913472	1	NUT, jam, slotted, 3/4"NF
	900807	1	PIN, cotter, 1/8" x 1-1/4"
	905121	1	KEY, #5 woodruff, 1/8" x 5/8"
7	052225	1	RING, snap, generator drive shaft
8	096071	1	HOUSING, generator drive
	915274	1	FITTING, lubricating, 45°, 1/8"NPT
9	067914	1	SEAL, grease, rear
10	4253863	1	BEARING, ball, rear
11	096046	1	SLEEVE, bearing spacing
12	067916	1	BEARING, ball, front
13	050291	1	RING, snap, bearing retaining
14	067913	1	SEAL, grease, front
15	096093	1	PULLEY
16	076522	1	CAPSCREW, generator drive housing
	912331	1	NUT, slotted, 3/4"NF
	900808	1	PIN, cotter, 1/8" x 1-1/2"
	910255	1	WASHER, plain, SAE std., 3/4"
17	083710	4	SHIM, housing mounting (Use as req'd)
18	083399	1	STRAP, generator adjustment
19	041250	1	CAPSCREW, generator strap (7/16"NC x 1-1/4")
	904207	1	LOCKWASHER, 7/16"
20	044973	1	WASHER, plain, generator strap
21	013058	1	CAPSCREW, generator strap (3/8"NC x 1-1/4")
	904206	1	LOCKWASHER, 3/8"

(Continued)

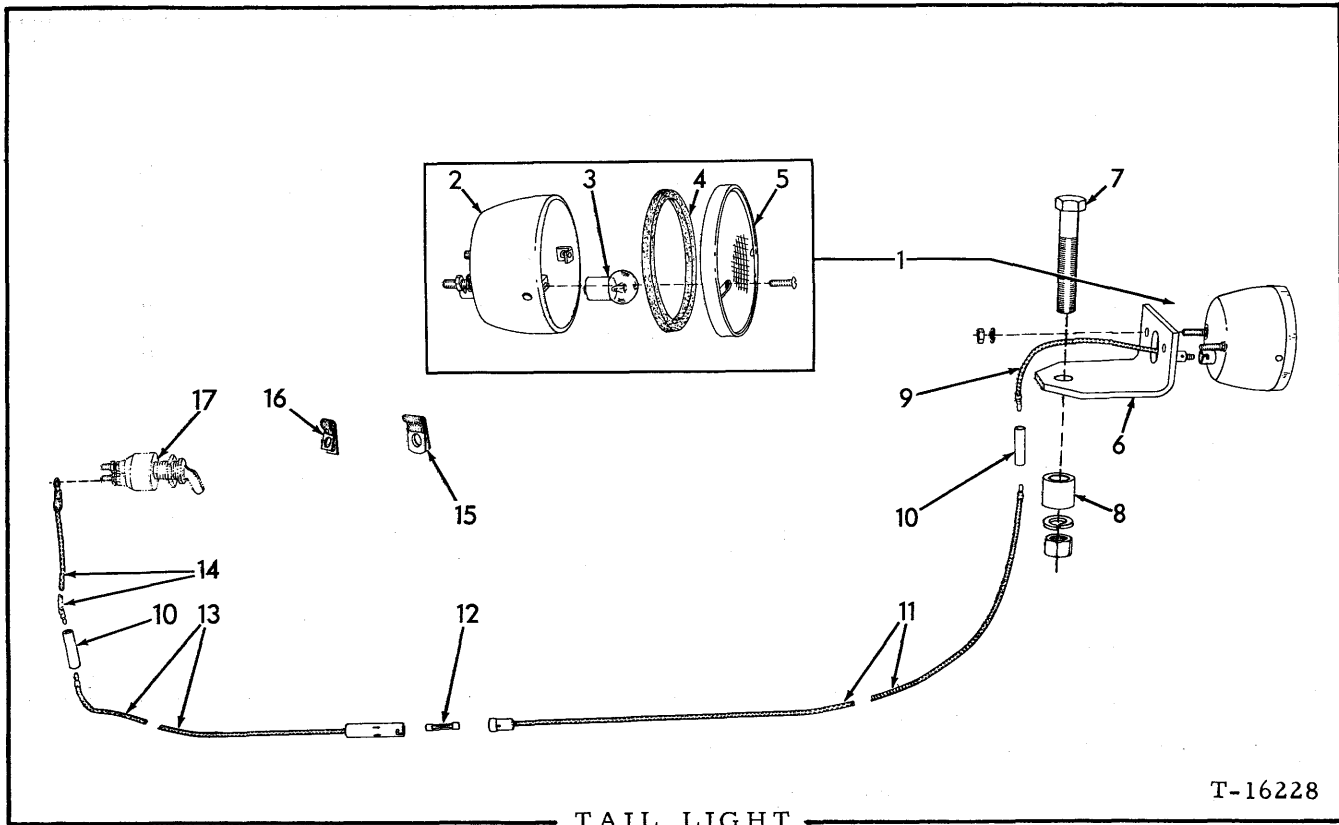
GENERATOR (Continued)

ITEM	PART NO.	QTY.	DESCRIPTION
22	185984	1	REGULATOR, voltage and current
	912178	4	CAPSCREW, 1/4"NF x 1-1/2"
	904204	4	LOCKWASHER, 1/4"
	911040	4	NUT, 1/4"NF
23	096619	1	CABLE, regulator to ammeter and switch (Used prior to tractor #13061. This cable is part of main wiring harness on later units)
24	605822	1	CLIP, supporting, regulator cable (Used prior to tractor #13061)
	035167	1	CAPSCREW, 3/8"NF x 7/8"
	904206	1	LOCKWASHER, 3/8"
	911041	1	NUT, 3/8"NF



USAGE: Special equipment

ITEM	PART NO.	QTY.	DESCRIPTION
1	097030	1	LIGHT ASSEMBLY (See page 207 for parts)(Used prior to April 1963. Order LIGHT ASSEMBLY 638283)
	638283	1	LIGHT ASSEMBLY (See page 206 for parts)(Effective April 1963)
	900818	1	WASHER, plain, U.S. std., 1/2"
	904208	1	LOCKWASHER, 1/2"
	911043	1	NUT, 1/2"NF
2	094630	1	BRACKET, mounting
	911044	2	NUT, 5/8"NF
3	075535	1	WASHER, mounting
4	084238	1	CABLE, rear section (57" long)
5	208960	1	FUSE, cartridge type (1/4" x 1-1/4", 20 amperes)
6	640703	1	CABLE, intermediate section (62" long)
7	048142	1	CONNECTOR, cable
8	640702	1	CABLE, front section (44" long).
9	640704	3	CLIP, cable (1/8" diam., 17/32" bolt-hole)
10	639388	3	CLIP, cable (1/8" diam., 13/32" bolt-hole)
	035979	2	CAPSCREW, 3/8"NF x 5/8"
	036032	1	CAPSCREW, 3/8"NF x 3/4"
	904206	3	LOCKWASHER, 3/8"
	911041	1	NUT, 3/8"NF
11	-----	1	SWITCH, lights (See INSTRUMENTS)



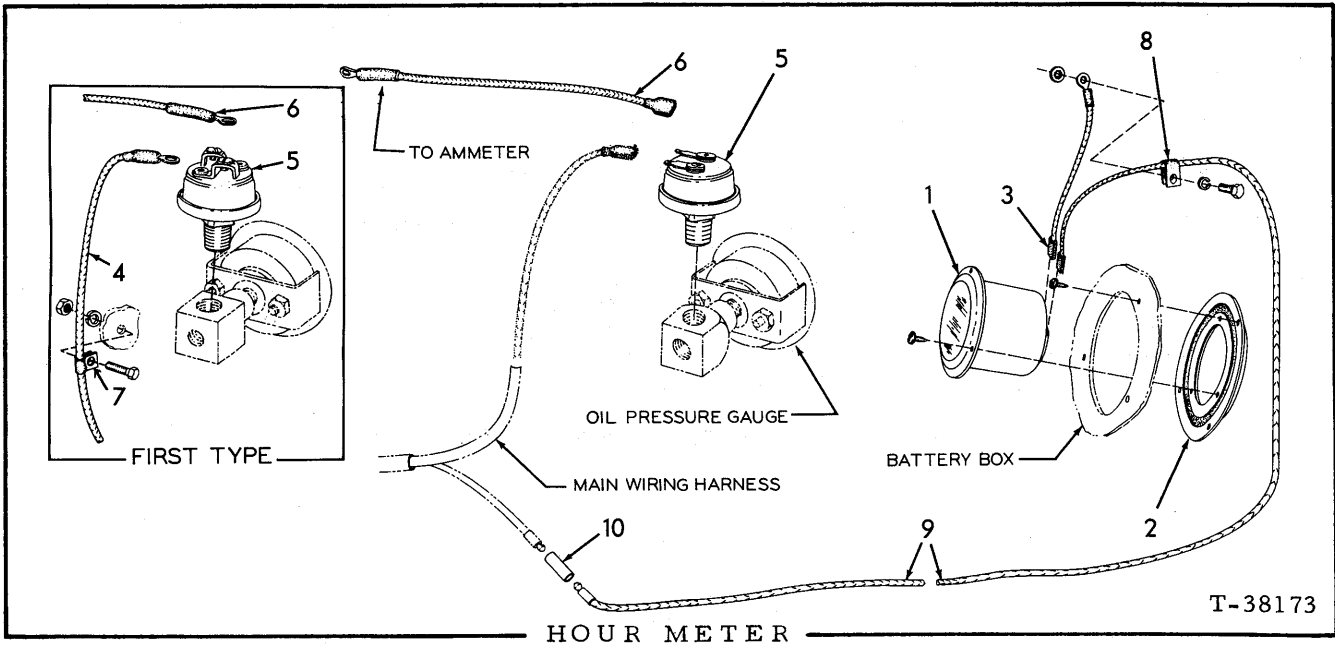
USAGE: Special Equipment

ITEM	PART NO.	QTY.	DESCRIPTION
1	630147	1	LIGHT ASSEMBLY, tail (Consists of items 2 thru 5)
	904204	2	LOCKWASHER, 1/4"
	911024	2	NUT, 1/4"NC
2	-----	1	BODY ASSEMBLY (Not serviced separately)
3	074452	1	BULB, incandescent, single contact, 6 c. p., 24 volt
4	629189	1	GASKET, tail light lens
5	629188	1	LENS, tail light
	917883	2	SCREW, thread-cutting, rd-hd., #8 x 5/8"
6	067110	1	BRACKET, tail light mounting
7	066862	1	CAPSCREW, 5/8"NF x 4"
	904209	1	LOCKWASHER, 5/8"
	911044	1	NUT, 5/8"NF
8	067112	1	BLOCK, spacing, mounting bracket
9	630148	1	CABLE ASSEMBLY, rear section (Includes plug)
10	048142	2	CONNECTOR, cable
11	089292	1	CABLE, rear intermediate section (50" long)
12	208960	1	FUSE, cartridge type (1/4" x 1-1/4", 20 amperes)

(Continued)

TAIL LIGHT (Continued)

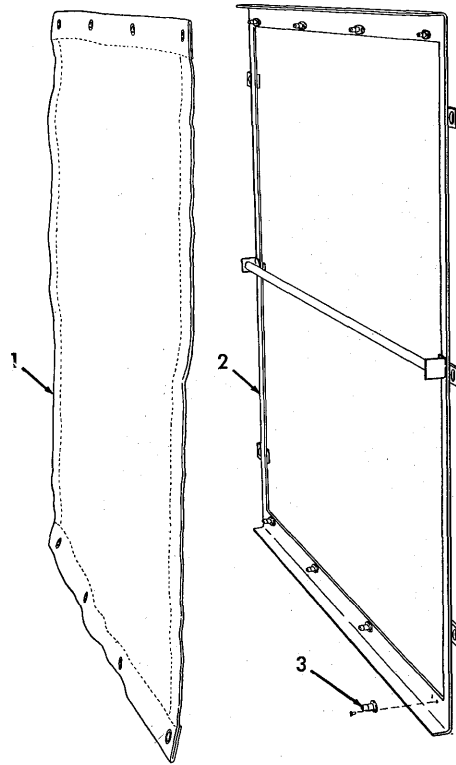
ITEM	PART NO.	QTY.	DESCRIPTION
13	640703	1	CABLE, front intermediate section (62" long)
14	640702	1	CABLE, front section (44" long)
15	640704	3	CLIP, cable (1/8" diam., 17/32" bolt-hole)
16	639388	3	CLIP, cable (1/8" diam., 13/32" bolt-hole)
	035979	2	CAPSCREW, 3/8"NF x 5/8"
	036032	1	CAPSCREW, 3/8"NF x 3/4"
	904206	3	LOCKWASHER, 3/8"
	911041	1	NUT, 3/8"NF
17	-----	1	SWITCH, lights (See INSTRUMENTS)



USAGE: Special Equipment

* Tractors prior to serial No. 13062
 ** Tractors serial No. 13062 and up

ITEM	PART NO.	*	**	DESCRIPTION
1	623889	1	1	METER (See note below)
	918210	3	3	SCREW, thread-cutting, #6 x 1/2" (Includes lockwasher)
NOTE: Meter carries manufacturer's warranty and in case of failure should be returned direct to John W. Hobbs Corporation, Springfield, Illinois for repairs				
2	066467	1	1	DAMPER, vibration
	918210	3	3	SCREW, thread-cutting, #6 x 1/2" (Includes lockwasher)
3	630917	1	1	CABLE, meter to ground (8" long)
4	633629	1	-	CABLE, meter to pressure switch (160" long)
5	050288	1	-	SWITCH, pressure (screw terminals)
	640727	-	1	SWITCH, pressure (spade terminals)
6	050327	1	-	CABLE, pressure switch to ammeter (8" long, screw terminal)
	630917	-	1	CABLE, pressure switch to ammeter (8" long, spade terminal)
7	073809	4	-	CLIP, cable supporting (13/32" bolt-hole)
	036032	2	-	CAPSCREW, 3/8"NF x 3/4"
	904206	2	-	LOCKWASHER, 3/8"
	911041	1	-	NUT, 3/8"NF
8	640707	2	2	CLIP, cable supporting (9/32" bolt-hole)
	905655	2	2	CAPSCREW, 1/4"NC x 2"
	904204	2	2	LOCKWASHER, regular, 1/4"
	909367	1	1	LOCKWASHER, internal teeth, 1/4" (grounding)
9	640706	-	1	CABLE, meter to main harness (115" long)
10	048142	-	1	CONNECTOR, cable

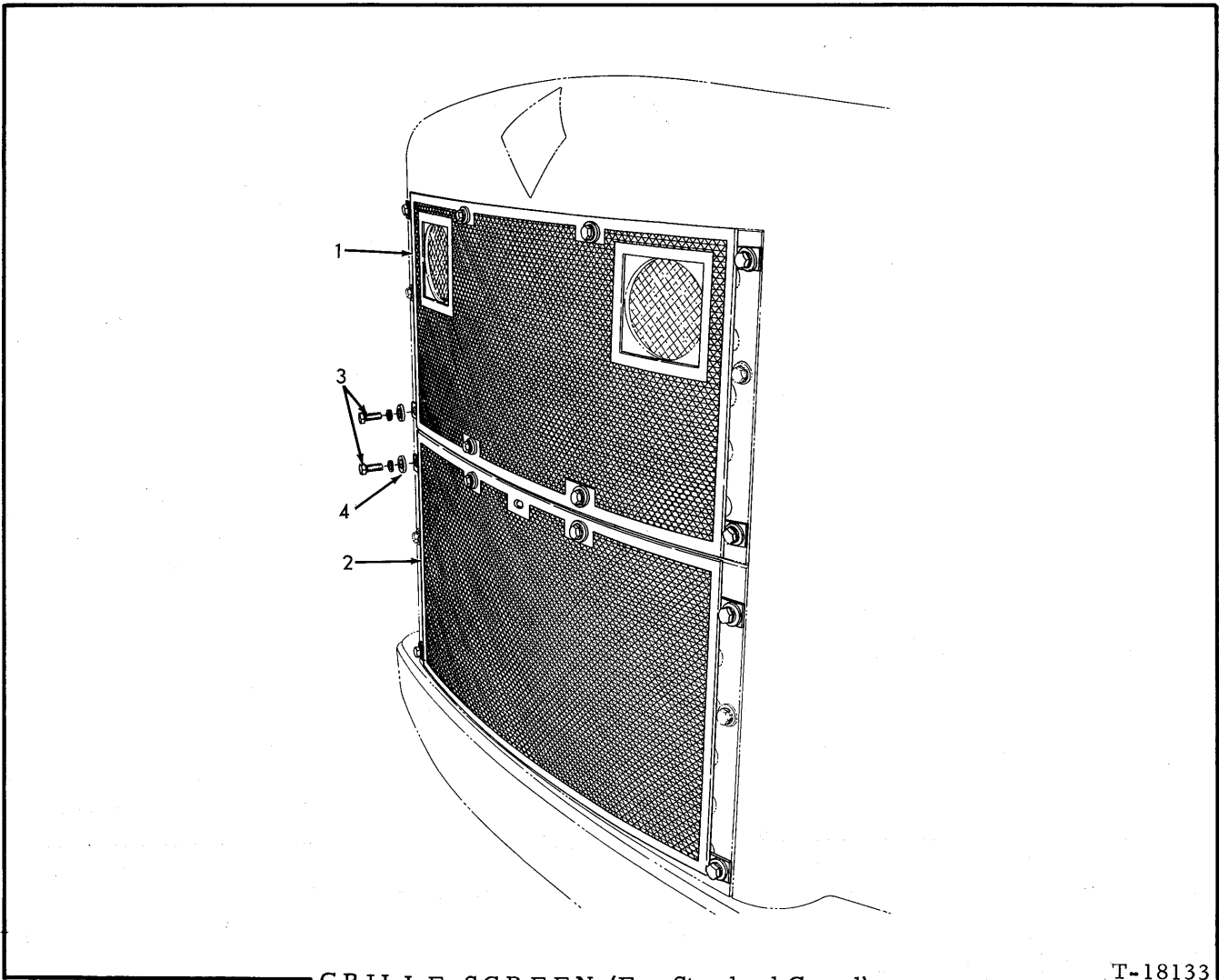


T-18170

RADIATOR CURTAIN

USAGE: Special equipment. Cannot be used on tractors with push-type fan.

ITEM	PART NO.	QTY.	DESCRIPTION
1	083008	1	CURTAIN, radiator
2	083030	1	FRAME ASSEMBLY, curtain attaching (Includes item 3)
3	066662	8	FASTENER, curtain
	912839	16	RIVET, ctsk-hd., 1/8" x 1/4"

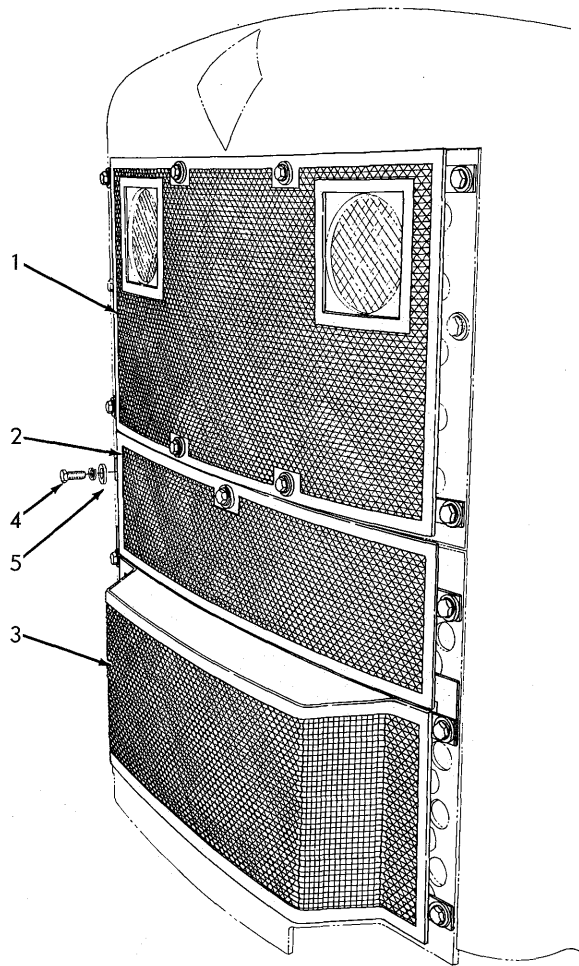


GRILLE SCREEN (For Standard Guard)

T-18133

USAGE: Special Equipment. Applicable to tractors equipped with Standard Wrap-around Radiator Guard. See pages 229 and 230 for other units.

ITEM	PART NO.	QTY.	DESCRIPTION
1	093915	1	SCREEN, upper section
2	087924	1	SCREEN, lower section
3	071113	14	CAPSCREW, screen attaching (5/8"NC x 2")
	904209	14	LOCKWASHER, 5/8"
4	064810	14	WASHER, plain

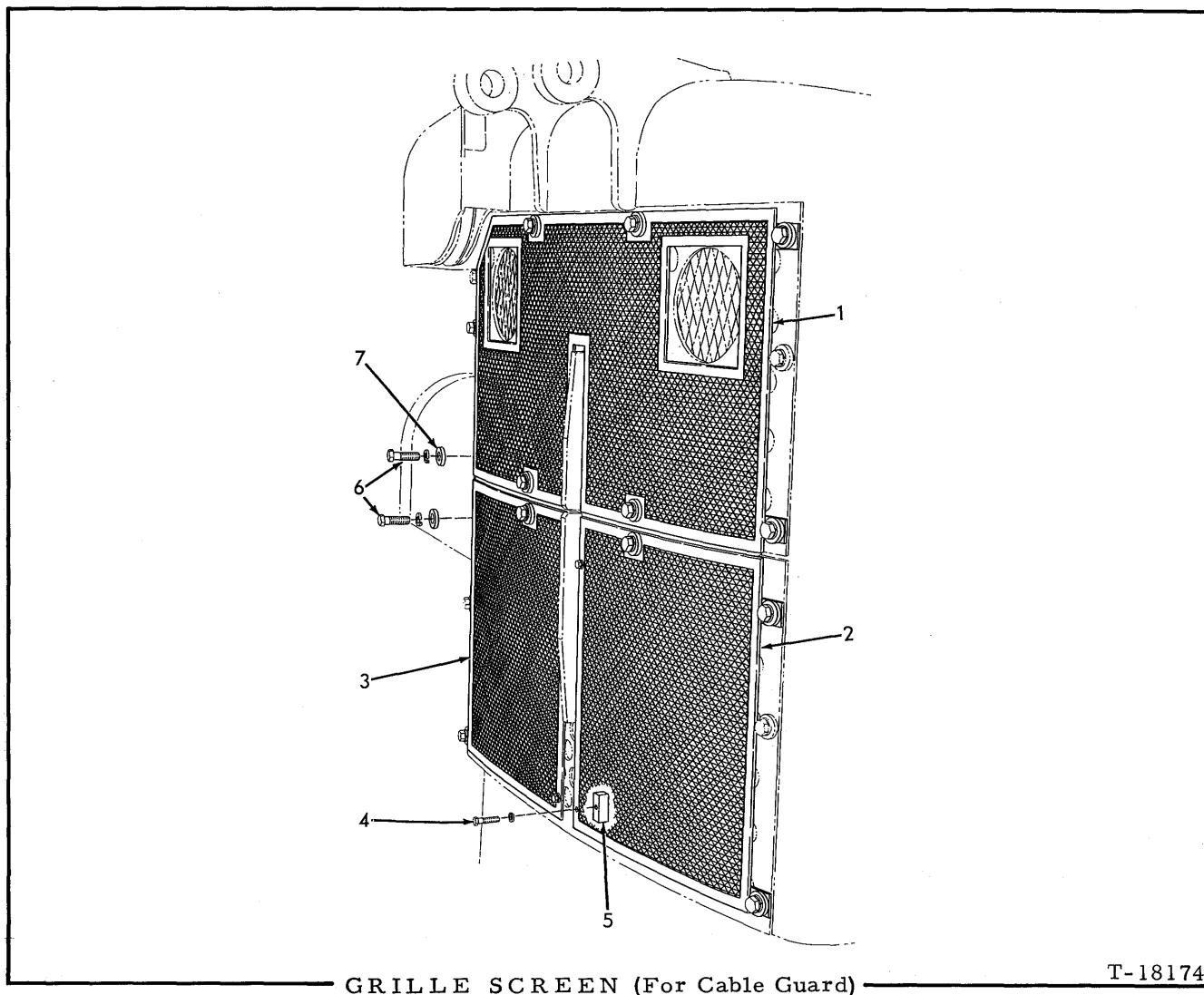


GRILLE SCREEN (For Hydraulic Guard)

T-18175

USAGE: Special Equipment. Applicable to tractors equipped with Hydraulic Wrap-Around Radiator Guard. See pages 228 and 230 for other units.

ITEM	PART NO.	QTY.	DESCRIPTION
1	093915	1	SCREEN, upper section
2	093852	1	SCREEN, lower section, upper half
3	093894	1	SCREEN, lower section, lower half
4	071113	15	CAPSCREW, screen attaching (5/8"NC x 2")
	904209	15	LOCKWASHER, 5/8"
5	064810	15	WASHER, plain



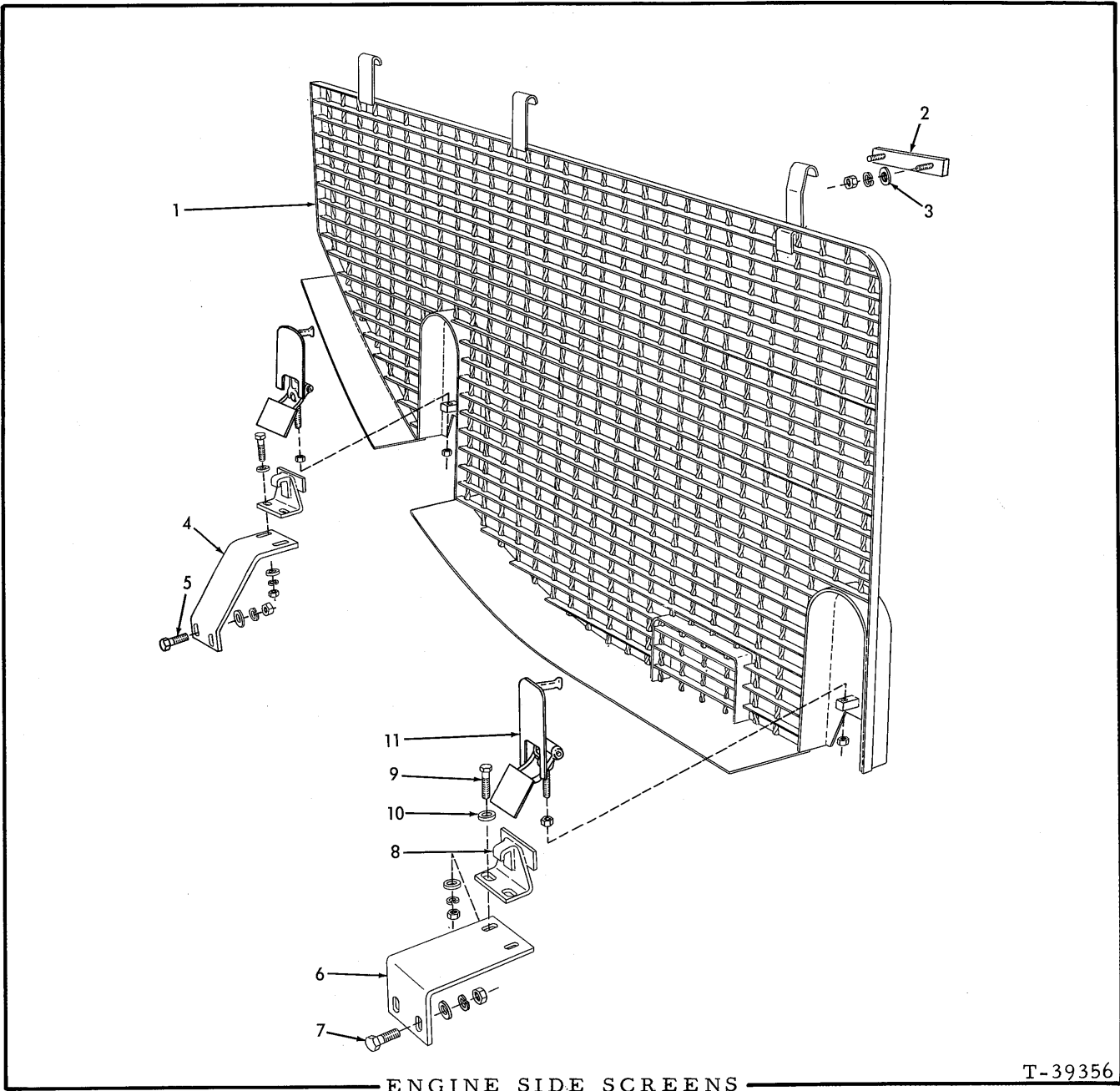
GRILLE SCREEN (For Cable Guard)

T-18174

USAGE: Special equipment. Applicable to tractors equipped with Cable Wrap-Around Radiator Guard and rear-mounted Cable Control Unit. See pages 228 and 229 for other units.

ITEM	PART NO.	QTY.	DESCRIPTION
1	093593	1	SCREEN, upper section
2	088253	1	SCREEN, lower section, left
3	088254	1	SCREEN, lower section, right
4	203188	4	CAPSCREW, screen attaching (3/8"NF x 1-1/2")
	904206	4	LOCKWASHER, 3/8"
5	087849	4	BLOCK, screen attaching capscrow (3/8"NF thread)
6	071113	14	CAPSCREW, screen attaching (5/8"NC x 2")
	904209	14	LOCKWASHER, 5/8"
7	064810	14	WASHER, plain

MEMO



ENGINE SIDE SCREENS

T-39356

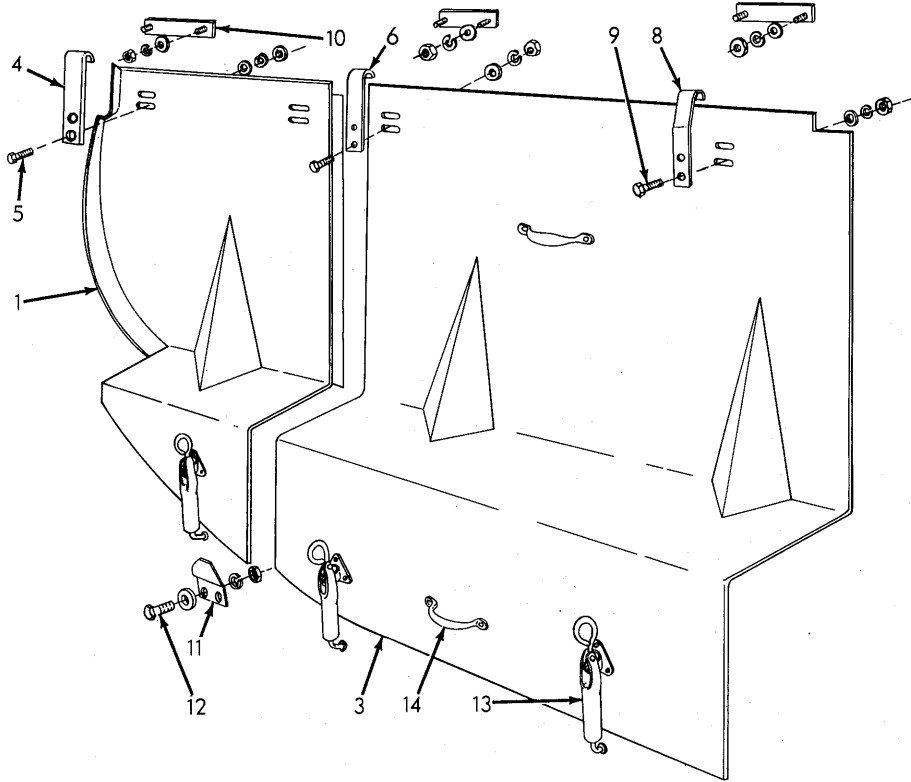
USAGE: Special equipment

ITEM	PART NO.	QTY.	DESCRIPTION
1	631317	1	SCREEN, left
	642191	1	SCREEN, right (If for first replacement on tractors prior to serial No. 12904 also order BRACKET 642192)
2	631426	6	PLATE, suspension
3	044973	12	WASHER, plain
	904206	12	LOCKWASHER, 3/8"
	911041	12	NUT, 3/8"NF

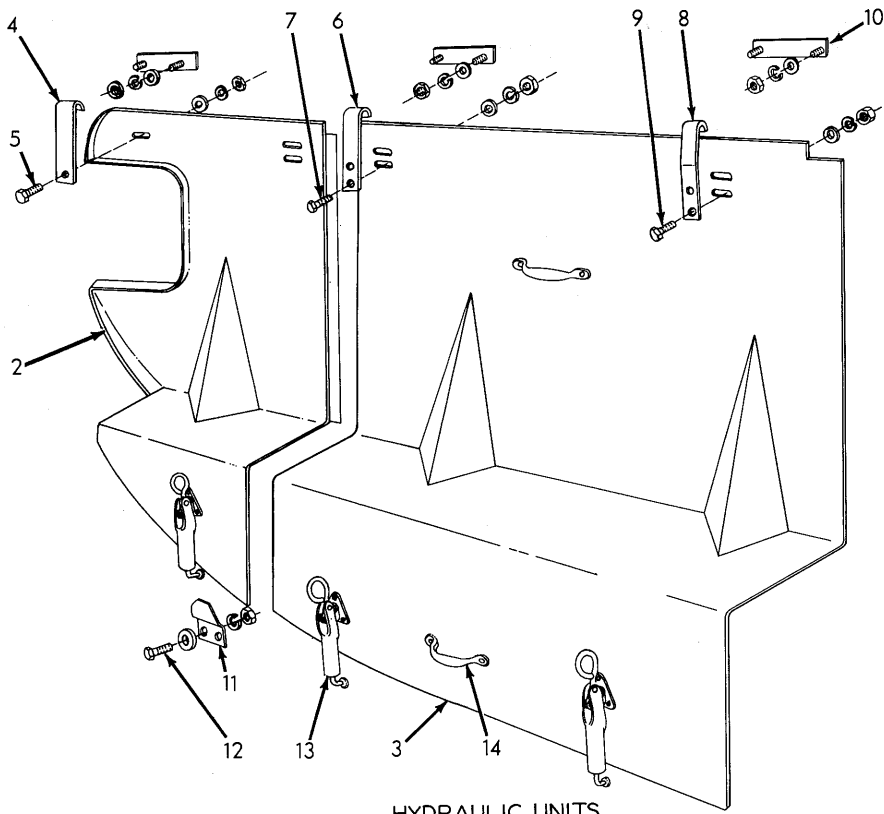
(Continued)

ENGINE SIDE SCREENS (Continued)

ITEM	PART NO.	QTY.	DESCRIPTION
4	092499	2	ANGLE, front latch supporting
5	035073	4	CAPSCREW, 1/2"NF x 1-3/4"
	064531	4	WASHER, plain
	904208	4	LOCKWASHER, 1/2"
	911043	4	NUT, 1/2"NF
6	630981	1	BRACKET, rear latch supporting, left
	630982	1	BRACKET, rear latch supporting, right (Used prior to tractor #12904)
	642192	1	BRACKET, rear latch supporting, right (Effective with tractor #12904)
7	035073	4	CAPSCREW, 1/2"NF x 1-3/4"
	064531	4	WASHER, plain
	904208	4	LOCKWASHER, 1/2"
	911043	4	NUT, 1/2"NF
8	091063	4	BRACKET, latching
9	203188	8	CAPSCREW, 3/8"NF x 1-1/2"
10	044973	16	WASHER, plain
	904206	8	LOCKWASHER, 3/8"
	911041	8	NUT, 3/8"NF
11	093401	4	LATCH ASSEMBLY (Serviced only as a unit)
	911041	8	NUT, 3/8"NF
12	633774	1	PLATE, closure (right side only)(Not illustrated)
	035073	2	CAPSCREW, 1/2"NF x 1-3/4"
	064531	2	WASHER, plain
	904208	2	LOCKWASHER, 1/2"
	911043	2	NUT, 1/2"NF



STANDARD AND CABLE UNITS



HYDRAULIC UNITS

HOOD SIDE PLATES

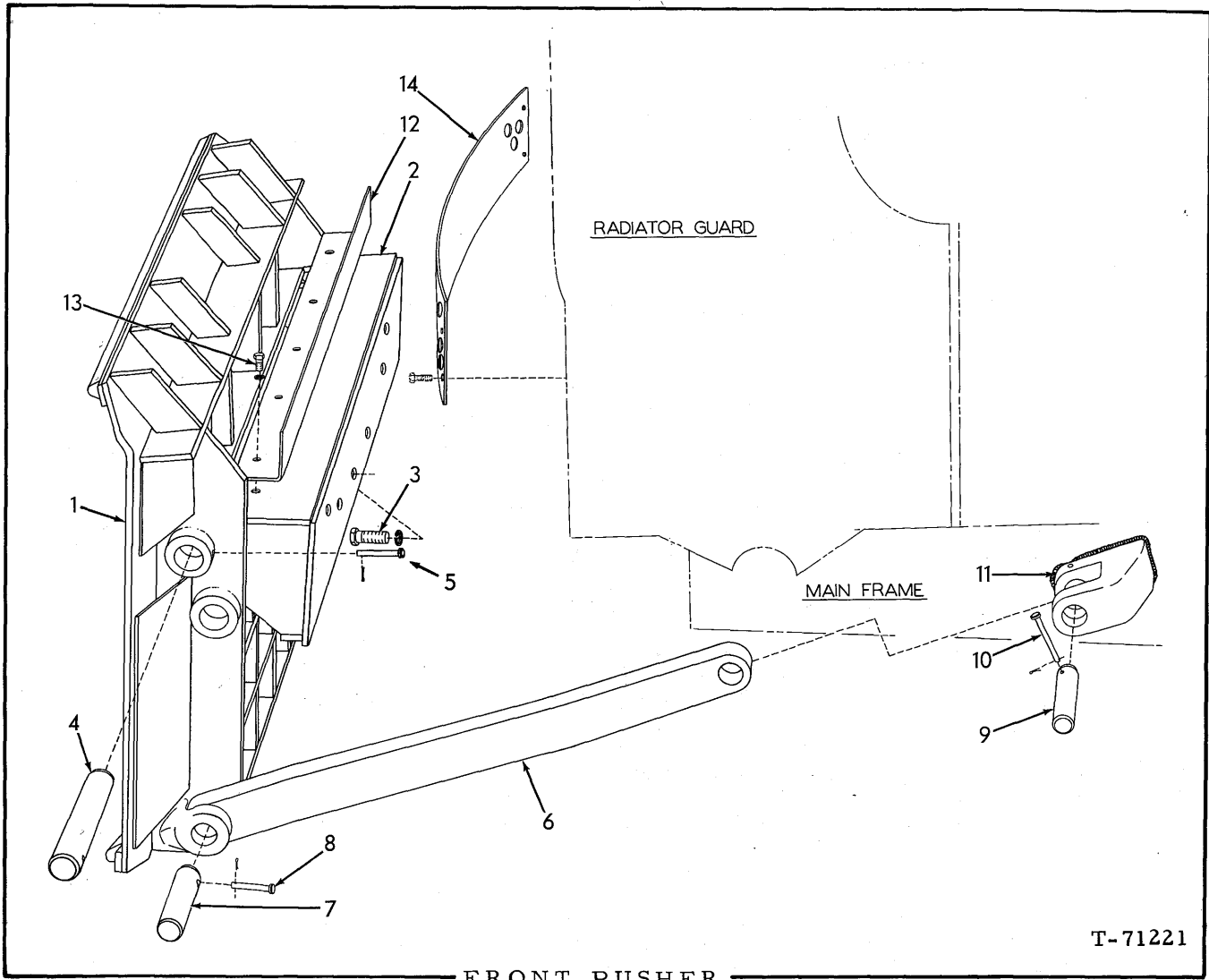
T-39357

HOOD SIDE PLATES

USAGE: Special equipment

* Tractors with standard or cable wrap-around radiator guard
 ** Tractors with hydraulic wrap-around guard

ITEM	PART NO.	QTY.		DESCRIPTION
		*	**	
1	633767	1	-	PLATE ASSEMBLY, front, left side (Includes item 13)
	633768	1	-	PLATE ASSEMBLY, front, right side (Includes item 13)
2	633775	-	1	PLATE ASSEMBLY, front, left side (Includes item 13)
	633776	-	1	PLATE ASSEMBLY, front, right side (Includes item 13)
3	633515	1	1	PLATE ASSEMBLY, rear, left side (Includes items 13 and 14)
	633708	1	1	PLATE ASSEMBLY, rear, right side (Includes items 13 and 14)
4	631514	2	-	STRAP, suspension, front
	633983	-	2	STRAP, suspension, front
5	035167	4	2	CAPSCREW, 3/8"NF x 7/8"
	044973	4	2	WASHER, plain
	904206	4	2	LOCKWASHER, 3/8"
	911041	4	2	NUT, 3/8"NF
6	631514	4	4	STRAP, suspension, intermediate
7	035167	8	8	CAPSCREW, 3/8"NF x 7/8"
	044973	8	8	WASHER, plain
	904206	8	8	LOCKWASHER, 3/8"
	911041	8	8	NUT, 3/8"NF
8	631513	2	2	STRAP, suspension, rear
9	035167	4	4	CAPSCREW, 3/8"NF x 7/8"
	044973	4	4	WASHER, plain
	904206	4	4	LOCKWASHER, 3/8"
	911041	4	4	NUT, 3/8"NF
10	631426	8	8	PLATE, suspension strap
	044973	16	16	WASHER, plain
	904206	16	16	LOCKWASHER, 3/8"
	911041	16	16	NUT, 3/8"NF
11	091805	6	6	BRACKET, latching
12	035018	12	12	CAPSCREW, 1/2"NF x 1-1/2"
	064531	12	12	WASHER, plain
	904208	12	12	LOCKWASHER, 1/2"
	911043	12	12	NUT, 1/2"NF
13	033060	6	6	FASTENER
	900764	18	18	RIVET, fl-hd., 3/16" x 1/2"
14	032834	4	4	HANDLE, lifting
	900764	8	8	RIVET, fl-hd., 3/16" x 1/2"
15	633774	1	1	PLATE, closure (right side only)(Not illustrated)
16	035018	2	2	CAPSCREW, 1/2"NF x 1-1/2"
	064531	2	2	WASHER, plain
	904208	2	2	LOCKWASHER, 1/2"
	911043	2	2	NUT, 1/2"NF



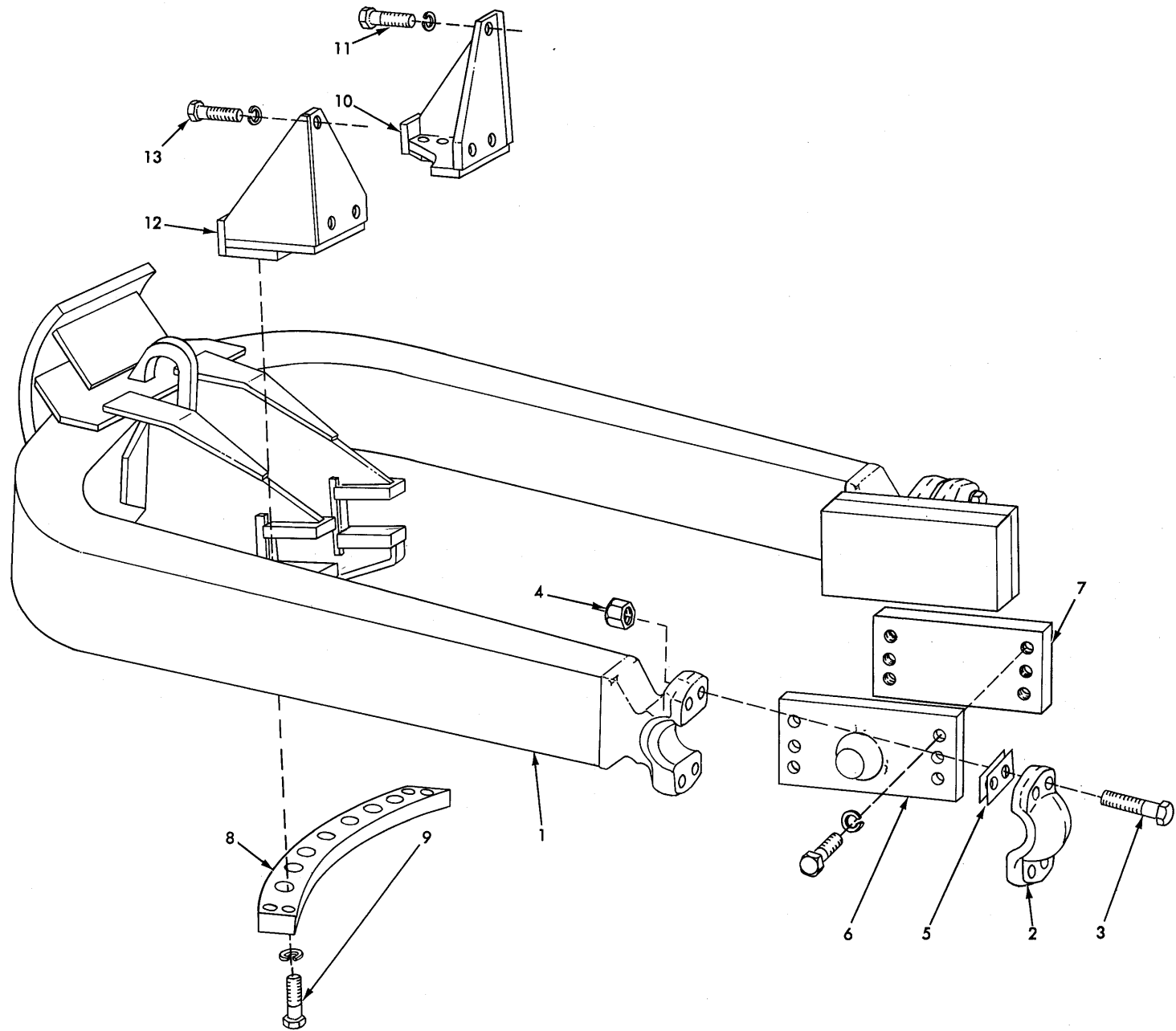
USAGE: Special Equipment. Not applicable to units equipped with Hydraulic Dozer

ITEM	PART NO.	QTY.	DESCRIPTION
1	079886	1	PUSHER
2	085238	1	BRACKET, supporting
3	031055	6	CAPSCREW, 1"NF x 3-3/4"
	910916	6	LOCKWASHER, 1"
	911047	6	NUT, 1"NF
4	078497	2	PIN, pusher mounting
5	078508	2	PIN, retaining, pusher mounting pin
	900806	2	PIN, cotter, 1/8" x 1"
6	085289	2	STRUT, bracing
7	080043	2	PIN, bracing strut, front
8	080952	2	PIN, retaining, bracing strut front pin
	900806	2	PIN, cotter, 1/8" x 1"

(Continued)

FRONT PUSHER (Continued)

ITEM	PART NO.	QTY.	DESCRIPTION
9	080043	2	PIN, bracing strut, rear
10	080952	2	PIN, retaining, bracing strut rear pin
	900806	2	PIN, cotter, 1/8" x 1"
11	081291	2	LUG, strut attachment (Requires welding to main frame)
12	085271	1	BAFFLE, air (See RADIATOR GUARD for standard baffle)
13	035167	5	CAPSCREW, 3/8"NF x 7/8"
	904206	5	LOCKWASHER, 3/8"
14	093940	1	PLATE, radiator guard front closure (See RADIATOR GUARD for standard plate)



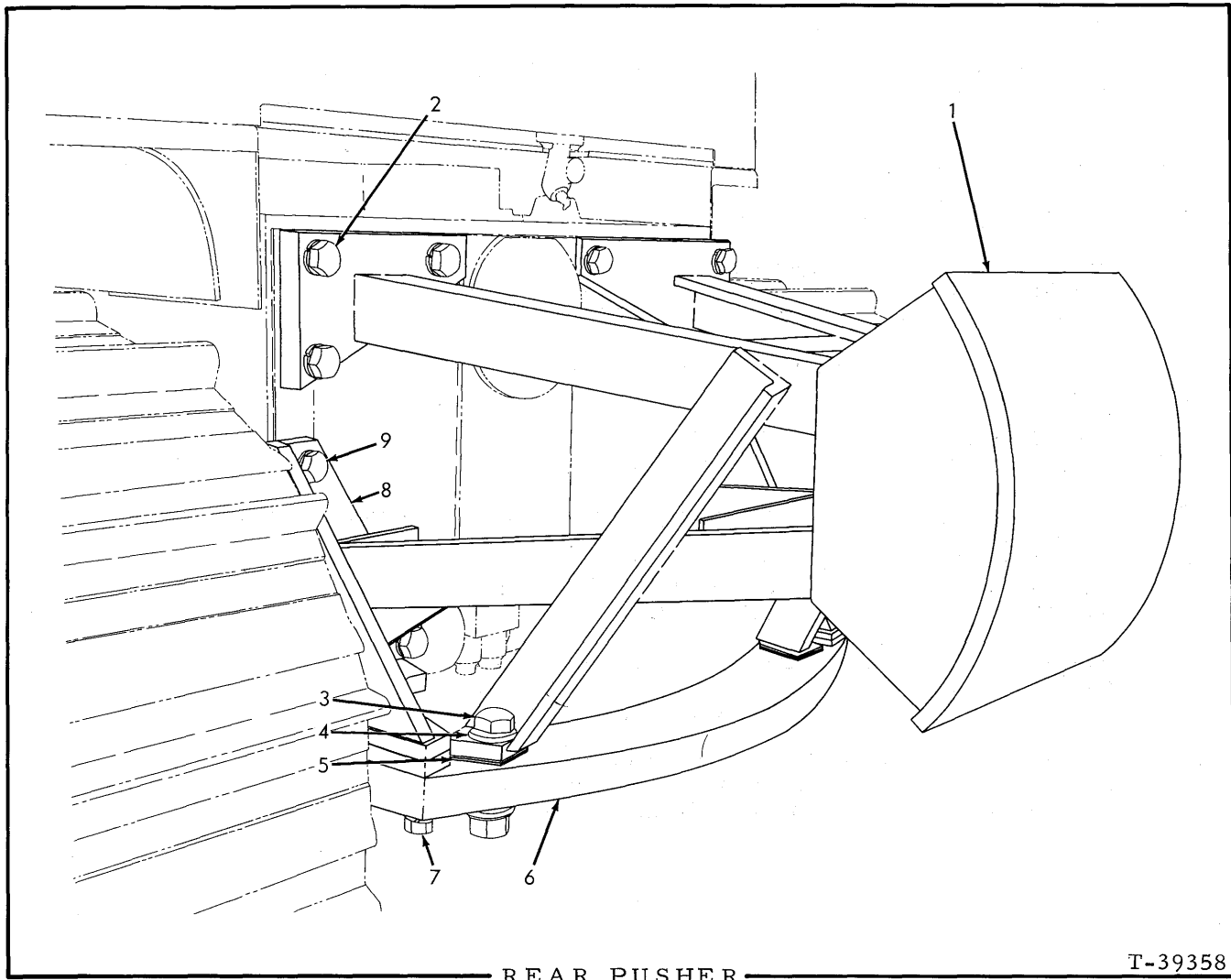
REAR PUSHER (For tractors equipped with dozer)

T-39359

REAR PUSHER

USAGE: Special equipment. For tractors equipped with dozer. See page 240 for optional design.

ITEM	PART NO.	QTY	DESCRIPTION
1	617941	1	PUSHER, rear
2	617069	2	CAP, pusher
3	077196	8	CAPSCREW, 1"NF x 5-3/4"
4	600236	8	NUT, high, 1"NF
5	615912	24	SHIM, pusher caps (Use as req'd)
6	617921	2	TRUNNION
	916372	12	CAPSCREW, 1"NF x 2-1/2"
	910916	12	LOCKWASHER, 1"
7	614585	2	PLATE, trunnion mounting (Requires welding to truck frame)
8	078741	1	PLATE, supporting
9	047138	4	CAPSCREW, 1-1/4"NF x 5"
	904210	4	LOCKWASHER, 1-1/4"
10	098145	1	BRACKET, supporting plate, left
11	052361	3	CAPSCREW, 1-1/4"NF x 4"
	904210	3	LOCKWASHER, 1-1/4"
12	098146	1	BRACKET, supporting plate, right
13	052361	3	CAPSCREW, 1-1/4"NF x 4"
	904210	3	LOCKWASHER, 1-1/4"

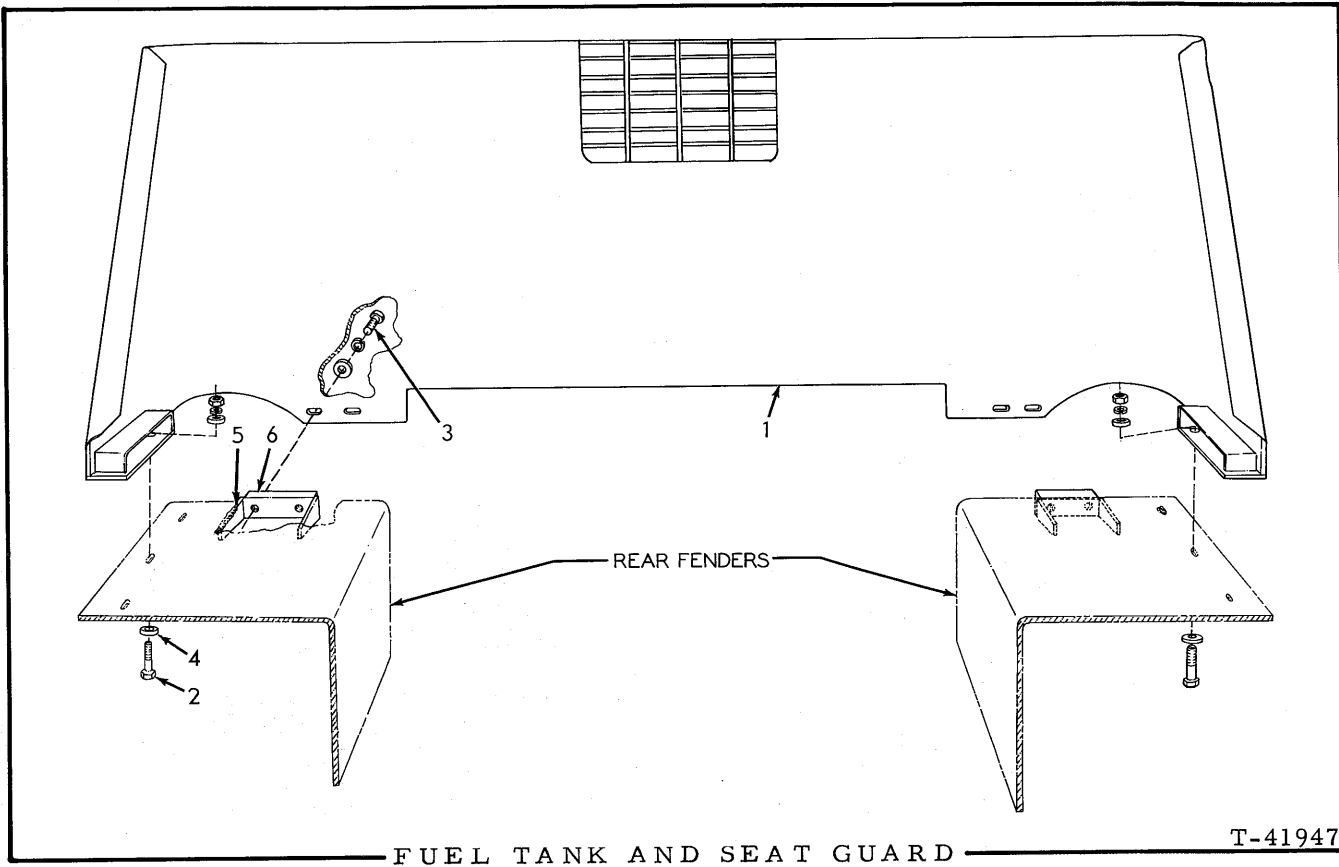


REAR PUSHER

T-39358

USAGE: Special equipment. Not for tractors equipped with dozer. See page 239 for optional design.

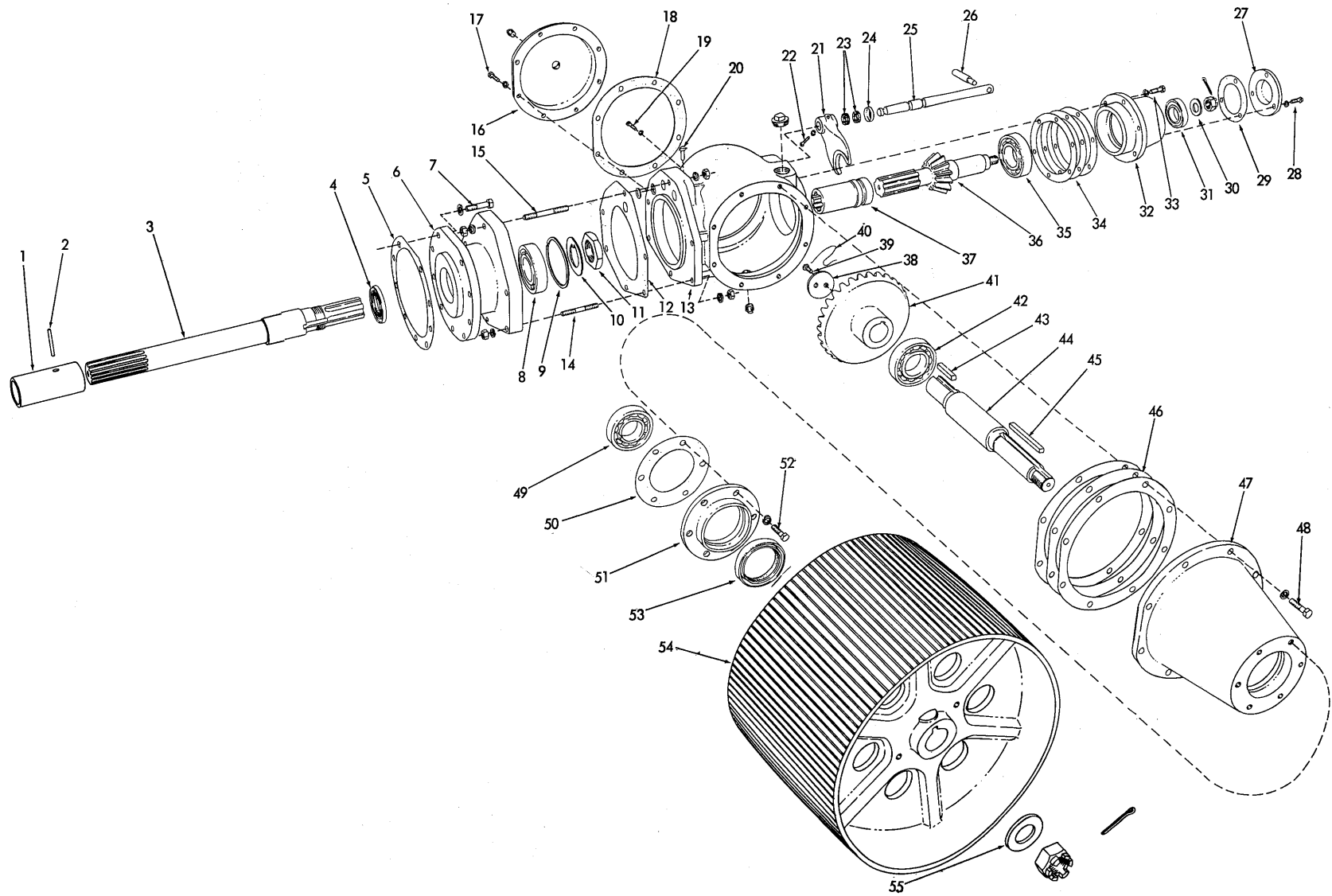
ITEM	PART NO.	QTY.	DESCRIPTION
1	094610	1	PUSHER, rear
2	053251	10	CAPSCREW, 1-1/4"NF x 4-1/2"
3	052077	2	CAPSCREW, 1-1/4"NF x 6"
	904210	12	LOCKWASHER, 1-1/4"
4	075420	4	WASHER, plain
	913097	2	NUT, 1-1/4"NF
5	094622	8	SHIM, rear pusher (Use as req'd)
6	078741	1	PLATE, supporting
7	047138	4	CAPSCREW, 1-1/4"NF x 5"
	904210	4	LOCKWASHER, 1-1/4"
8	098145	1	BRACKET, supporting plate, left
	098146	1	BRACKET, supporting plate, right
9	052361	2	CAPSCREW, 1-1/4"NF x 4"
	904210	2	LOCKWASHER, 1-1/4"



USAGE: Special equipment

* Prior to March 1964
 ** Effective March 1964

ITEM	PART NO.	QTY.		DESCRIPTION	
		*	**		
1	632412	1	-	GUARD	
	643586	-	1	GUARD	
2	035248	6	4	CAPSCREW, 5/8"NF x 2-1/4"	} Require welding to install
3	023465	-	4	CAPSCREW, 5/8"NF x 1-3/4"	
4	064810	12	12	WASHER, plain	
	904209	6	8	LOCKWASHER, 5/8"	
	911044	6	4	NUT, 5/8"NF	
5	085315	-	4	GUSSET, reinforcing (For use with standard fenders only)	
6	643585	-	2	BLOCK, tapped	



POWER PULLEY

POWER PULLEY

USAGE: Special Equipment

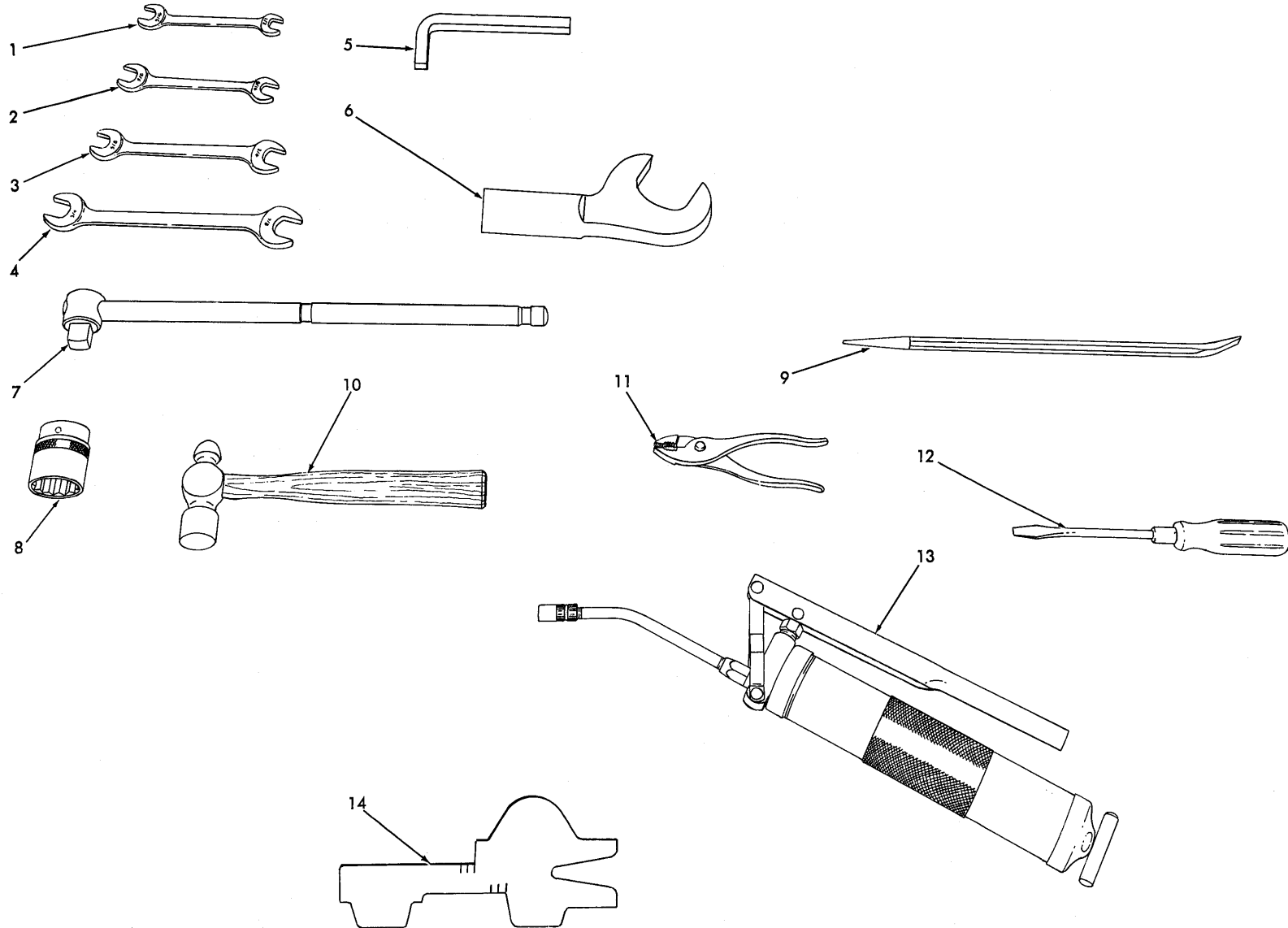
ITEM	PART NO.	QTY.	DESCRIPTION
1	058057	1	COUPLING, front
2	058056	1	PIN, straight
3	058059	1	SHAFT, input
4	053670	1	SEAL, oil, input shaft
5	052976	1	GASKET, spacer to transmission case
6	058058	1	SPACER, gear case
7	023755	9	CAPSCREW, 5/8"NC x 2-1/4"
	904209	9	LOCKWASHER, 5/8"
8	3021048	1	BEARING, ball, input shaft
9	048704	1	RING, snap, input shaft bearing
10	070114	1	WASHER, locking, bearing retaining nut
11	070176	1	NUT, bearing retaining
12	058054	1	GASKET, case to spacer
13	071229	1	CASE, gear
	910006	1	PLUG, expansion, 1-1/4"
	912726	1	PLUG, pipe, sq-hd., 3/4"NPT
	912770	1	PLUG, pipe, sq-hd., 1-1/2"NPT
14	058053	5	STUD (5/8"NF x 4-1/8")
15	058052	1	STUD (5/8"NF x 5-1/8")
	904209	12	LOCKWASHER, 5/8"
	911044	12	NUT, 5/8"NF
16	071218	1	COVER, gear case, side
17	035236	8	CAPSCREW, 1/2"NC x 1-3/4"
	904208	8	LOCKWASHER, 1/2"
	912726	1	PLUG, pipe, sq-hd., 3/4"NPT
18	071219	1	GASKET, gear case side cover
19	013059	1	CAPSCREW, retaining, shifting fork shaft (3/8"NC x 2")
	904206	1	LOCKWASHER, 3/8"
20	051447	1	BREATHER ASSEMBLY, gear case (Serviced only as a unit)
21	071217	1	FORK, sleeve shifting
22	013059	1	CAPSCREW, 3/8"NC x 2"
	904206	1	LOCKWASHER, 3/8"
23	034674	2	PACKING, shifting fork shaft
24	035405	1	RETAINER, shaft packing
25	071213	1	SHAFT, shifting fork
26	021711	1	HANDLE, shifting fork shaft
27	071205	1	CAP, pinion shaft bearing housing
28	035061	3	CAPSCREW, 1/2"NC x 1-1/4"
	904208	3	LOCKWASHER, 1/2"

(Continued)

POWER PULLEY (Continued)

ITEM	PART NO.	QTY.	DESCRIPTION
29	071206	1	GASKET, bearing housing cap
30	071210	1	WASHER, retaining, pinion shaft rear bearing
	911057	1	NUT, castle, 1"NF
	904002	1	PIN, cotter, 1/8" x 2"
31	042847	1	BEARING, ball, pinion shaft, rear
32	071220	1	HOUSING, pinion shaft bearing
33	035236	6	CAPSCREW, 1/2"NC x 1-3/4"
	904208	6	LOCKWASHER, 1/2"
34	071452	25	SHIM, pinion adjustment (.005" thick. Use as req'd)
35	042890	1	BEARING, ball, pinion shaft, front
36	041881	1	PINION AND SHAFT
37	041882	1	SLEEVE, coupling
38	071212	1	WASHER, bevel gear retaining
39	011259	2	CAPSCREW, drilled-hd., 1/2"NC x 1"
40	023633	1	WIRE, locking, 1/16" x 12"
41	041883	1	GEAR, bevel, pulley shaft (30 teeth)
42	638620	1	BEARING, ball, pulley shaft, inner
43	071211	1	KEY, pulley shaft bevel gear
44	071221	1	SHAFT, pulley
45	071215	1	KEY, belt pulley
46	071225	3	SHIM, gear adjustment (.005" thick. Use as req'd)
	071226	3	SHIM, gear adjustment (.010" thick. Use as req'd)
	071227	4	SHIM, gear adjustment (.020" thick. Use as req'd)
47	071228	1	HOUSING, pulley shaft bearings
48	035236	8	CAPSCREW, 1/2"NC x 1-3/4"
	904208	8	LOCKWASHER, 1/2"
49	204751	1	BEARING, ball, pulley shaft, outer
50	071207	1	GASKET, pulley shaft bearing retainer
51	034696	1	RETAINER, pulley shaft outer bearing
52	035061	6	CAPSCREW, 1/2"NC x 1-1/4"
	904208	6	LOCKWASHER, 1/2"
53	029563	1	SEAL, oil, pulley shaft
54	077400	1	PULLEY, belt (20" diam.)
55	071209	1	WASHER, belt pulley retaining
	911058	1	NUT, castle, 1-1/2"NF
	904006	1	PIN, cotter, 3/16" x 2-3/4"

MEMO



TOOLS

ITEM	PART NO.	QTY.	DESCRIPTION
			<u>NOTE:</u> For a complete line of service tools for the Allis-Chalmers Diesel engines, consult Kent-Moore Organization, Inc., 1501 South Jackson Street, Jackson, Michigan
-	639764	1	TOOL SET (Consists of items 1 thru 13)
1	050608	1	WRENCH, open end, double head, 15 ^o , 1/2" and 9/16"
2	053423	1	WRENCH, open end, double head, 15 ^o , 9/16" and 5/8"
3	050609	1	WRENCH, open end, double head, 15 ^o , 5/8" and 3/4"
4	050610	1	WRENCH, open end, double head, 15 ^o , 3/4" and 7/8"
5	043769	1	WRENCH, drain and filling plugs (90 ^o , 1/2" square)
6	050573	1	WRENCH, track release adjustment (2-9/16" open end)
7	053426	1	HANDLE, socket, sliding T, 3/4" square drive, 21-1/2" long
8	914799	1	SOCKET, 3/4" square drive, 12-point, 1-5/16" hex (For track shoe bolts)
	919261	1	SOCKET, 3/4" square drive, 12-point, 1-1/2" hex (For track adjustment locking capscrew)
9	052371	1	BAR, pinch, 16" long
10	012387	1	HAMMER, ballpeen, 1 lb.
11	012389	1	PLIERS, slip joint, 6"
12	036268	1	SCREWDRIVER, 9-3/4" long
13	073735	1	GUN, grease (Serviced only as a unit)
14	631354	1	GAUGE, wear (Indicates maximum wear tolerances for track rails, grouser shoes, sprockets, idlers and truck wheels)

TOOL BOX
(Not Illustrated)

1	604943	1	BOX, tool
2	012992	4	CAPSCREW, 3/8"NF x 1-1/4"
	911115	4	WASHER, plain
	904206	4	LOCKWASHER, 3/8"
	911041	4	NUT, 3/8"NF
3	630753	4	WASHER, spacing

NUMERICAL INDEX

Part No.	Page	Part No.	Page	Part No.	Page	Part No.	Page
011259...	244	040503...	159	051800...	173	053417...	202
012387...	247	041250...	101 thru 221	051812...	173	053421...	163
012389...	247	041481...	108	051828...	111	053423...	247
012453...	159, 169, 187	041881...	244	051836...	149	053426...	247
012526...	173, 187	041882...	244	051959...	169, 171	053616...	117
012586...	159, 173	041883...	244	051967...	122	053670...	243
012742...	80 thru 200	041917...	85	051985...	112	053983...	191
012762...	177	041981...	59	051988...	122	054069...	108
012767...	121 thru 191	042430...	155	051989...	122	054305...	131
012984...	161, 173	042847...	244	051997...	121, 123, 125	054459...	99
012992...	79 thru 247	042877...	121, 123, 125	052049...	112	054501...	113
013006...	159	042890...	244	052051...	112	054809...	149
013058...	79 thru 221	043491...	177	052057...	111	054890...	129, 169, 171
013059...	243	043646...	79	052066...	123, 149	055234...	41, 49
013465...	200	043769...	247	052077...	163, 240	055589...	206, 207
013467...	127	043881...	60, 146	052079...	163	056222...	87
021711...	243	043886...	80	052080...	163	056320...	79
023465...	122 thru 241	044810...	205	052084...	112	056721...	97
023618...	120, 161, 191	044875...	188	052085...	163	056863...	65
023633...	8 thru 244	044973...	65 thru 235	052106...	85	057773...	113
023755...	127, 243	045174...	145	052117...	149	058019...	119
023756...	111, 120	045524...	111	052118...	149	058052...	243
029563...	244	046419...	130 thru 218	052119...	149	*058053...	243
029752...	117	047063...	213	052132...	111	*058056...	243
031055...	159, 236	047138...	239, 240	052144...	163	058057...	243
031671...	213	047381...	218	052161...	125	058058...	243
032834...	235	048142...	205 thru 226	052168...	105	058059...	243
033060...	235	048164...	205	052216...	111	058730...	83
033288...	129, 169, 171	048603...	75	052219...	111	058936...	79, 85, 138
034076...	202, 206, 207	048606...	75	052224...	112	059179...	173
034265...	108, 120	048608...	75	052225...	112, 221	059242...	83
034268...	120	048665...	177	052243...	111	059243...	83
034269...	108, 120	048666...	177	052244...	111	059244...	83
034674...	243	048704...	111, 243	052256...	167	059245...	83
034696...	244	048705...	111	052263...	167	059776...	137
035014...	50	048922...	206, 207	052264...	167	059778...	137
035018...	65 thru 235	049149...	112	052361...	201, 239, 240	059782...	137
035061...	17 thru 244	049526...	112	052371...	247	060689...	80
035067...	152, 163, 213	049899...	111	052372...	122	060911...	121
035068...	51, 117	049918...	119, 125	052374...	112	061456...	122
035073...	119 thru 233	049988...	99	052375...	111	061554...	145
035167...	88 thru 237	049993...	99	052420...	123	061655...	79
035188...	188	050288...	226	052444...	122, 125	061656...	79
035190...	107 thru 193	050291...	221	052447...	117	061671...	79
035220...	111, 133	050327...	226	052449...	112	061689...	80 thru 200
035221...	41 thru 206	050357...	119	052459...	121	063222...	60
035229...	125 thru 187	050433...	155	052475...	112	063889...	43
035236...	99 thru 244	050573...	247	052476...	112, 113	063890...	43
035244...	49 thru 219	050594...	51	052478...	117	063891...	43
035248...	45, 50, 241	050595...	51	052505...	189	064531...	65 thru 235
035249...	29 thru 173	050608...	247	052515...	111	064589...	205
035250...	29 thru 173	050609...	247	052519...	149	064810...	45 thru 241
035278...	99, 155, 209	050610...	247	052527...	161, 191	064819...	173
035306...	188	050748...	101, 119	052598...	111	064850...	112
035336...	138, 205	051311...	219	052642...	155	065256...	117
035392...	119	051447...	243	052655...	117	065257...	117
035405...	243	051473...	131	052656...	155	065260...	117
035420...	167, 187	051614...	171	052657...	117	065262...	117
035439...	80, 104	051615...	171	052669...	155	065339...	112
035525...	213	051616...	171	052671...	156	065468...	167
035689...	114	051629...	169, 171	052744...	99	065512...	113
035712...	85 thru 173	051630...	171	052745...	99	065513...	113
035733...	108, 195	051631...	171	052747...	99	065514...	113
035892...	152	051634...	171	052760...	114	065516...	113
035916...	214	051640...	171	052761...	114	065517...	113
035979...	223, 225	051643...	171	052782...	209	065518...	113
036032...	41 thru 226	051647...	171	052791...	209	065519...	113
036034...	41 thru 213	051715...	85	052976...	119, 243	065588...	156
036039...	195, 209	051773...	112	052977...	119	065613...	50
036268...	247	051786...	173	052979...	119	065777...	85
036422...	117	051787...	173	053012...	111	065860...	167
036707...	183, 185, 188	051790...	173	053037...	209	066062...	173
037573...	187	051795...	173	053096...	108	066066...	173
038203...	183, 185, 187	051796...	173	053100...	50	066251...	73
040011...	101	051797...	173	053243...	99, 155	066252...	73
040382...	183 thru 188	051798...	173	053244...	99, 155	066253...	72
040475...	149	051799...	173	053251...	240	066255...	73
						*058054...	243

NUMERICAL INDEX

Part No.	Page	Part No.	Page	Part No.	Page	Part No.	Page
066261...72		071220...244		082211...112		083980...137	
066467...226		071221...244		082222...111		084048...123	
066517...72		071225...244		082303...127		084049...123	
066662...227		071226...244		082304...123		084050...123	
066798...141		071227...244		082305...123		084139...192	
066862...224		071228...244		082306...127		084189...183, 185, 187	
066872...77		071229...243		082307...125		084238...223	
066873...77		071452...244		082308...125		084307...179	
066874...77		072366...120		082309...127		084323...183, 188	
066875...77		072438...63		082310...125		084324...183	
066876...77		073023...177		082311...127		084384...188	
067110...224		073024...177		082312...127		084432...125, 127	
067112...224		073025...177		082315...125		084454...199	
067177...76		073026...177		082316...127		084492...183, 187	
067324...121		073029...177		082317...127		084581...185	
067325...121		073063...173		082318...125		084612...185	
067348...125		073424...119		082319...123		084694...188	
067350...125		073539...79		082320...125		084757...188	
067355...122		073634...177		082321...125		084758...188	
067381...113		073735...247		082322...125		084759...187	
067483...121		073809...217, 226		082323...125		084895...209	
067484...121		073896...114		082326...125		084897...43	
067485...121		074452...216, 224		082327...127		084899...43	
067518...125		074960...190		082343...111		084997...171	
067519...125		075420...240		082349...111		084998...171	
067520...125		075535...205, 223		082356...127		085026...16 9, 191	
067543...120		075769...73		082357...127		085058...188	
067884...80		075770...73		082358...127		085140...185	
067913...221		075771...72		082441...44		085186...183, 185, 187	
067914...221		075950...114		082442...41		085238...236	
067916...221		076292...169		082443...43		085271...237	
067923...221		076293...169		082444...43		085289...236	
067924...221		076294...169		082449...42		085315...241	
067962...85		076296...169, 171		082487...42		085680...209	
068389...99, 156		076298...169		082488...42		086922...173	
068875...73		076299...169		082489...42		086961...188	
068876...73		076301...169		082490...42		087082...209	
068878...73		076469...209		082491...42		087313...209	
068879...73		076470...209		082492...42		087347...85	
068881...73		076522...221		082493...42		087741...193	
068999...122		076572...209		082505...42		087742...193	
069010...104		076668...43		082608...80		087849...230	
069164...73		076684...79		082810...132, 135		087924...228	
069627...7A		076685...79		082811...133, 135		088038...75	
069657...88		076726...119		082829...85		088253...230	
069674...218		077196...239		082884...190		088254...230	
069761...127		077400...244		082885...190		088561...85	
069810...163		078043...112		082886...190		088736...137	
069954...114		078206...109		082905...133, 135		089107...87	
069962...114		078393...85		082937...132, 135		089229...185, 187	
069965...114		078497...236		082979...163		089230...185, 187	
070114...243		078508...236		082980...163		089231...185, 187	
070161...120		078620...99		083008...227		089292...224	
070162...111		078741...239, 240		083030...227		089685...130	
070176...243		078742...117		083065...83		089687...130	
070285...161, 165		078810...59, 146		083067...83		089805...117	
070400...159, 191		078941...177		083068...83		089806...117	
070403...85		079601...179		083069...83		089814...108	
070467...41 thru 213		079886...236		083070...83		089894...87	
070469...44 thru 215		080043...236, 237		083071...83		089900...60	
070590...119 thru 187		080459...44		083072...83		090020...59, 145	
070861...185		080547...125		083073...83		090254...121	
070960...107, 108		080758...43		083081...79		090311...114	
071085...123, 149		080809...8		083399...221		090403...80	
071113...228, 229, 230		080952...236, 237		083458...79		090655...137	
071205...243		081094...59		083461...85		090682...75	
071206...244		081132...59		083499...79		090874...180	
071207...244		081291...237		083544...179		090877...189	
071209...244		081404...209		083599...83		091063...233	
071210...244		081611...79		083647...79		091540...42	
071211...244		081614...79		083683...205		091553...108	
071212...244		081627...79		083710...221		091573...125	
071213...243		081729...79		083915...50		091585...219	
071215...244		081867...209		083917...50		091588...217	
071217...243		082013...132, 135		083918...50		091589...218	
071218...243		082186...111		083920...217		091634...159	
071219...243		082189...49		083955...51		091733...111	

NUMERICAL INDEX

Part No.	Page	Part No.	Page	Part No.	Page	Part No.	Page
091805...235		096046...221		208960...205, 223, 224		622808...117	
091855...63		096055...70		210740...177		622811...125	
091862...117		096056...221		240962...216		622812...122	
091976...211, 213		096071...221		600236...159 thru 239		622916...115, 130	
091978...127		096092...221		602448...127		622956...99	
091979...129		096093...221		604398...169		622984...163	
092122...85		096208...87		604435...99		623001...149	
092160...72, 76		096213...120		604943...247		623002...123	
092163...51, 190, 193		096214...120		605334...122		623003...149	
092175...85		096228...218		605782...88		623004...149	
092423...185		096310...49		605822...222		623006...121	
092499...233		096328...49		607414...214		623007...149	
092543...80		096354...49		607433...142		623008...149	
092665...79		096409...59		609406...187		623009...179	
092727...49		096619...222		609408...187		623010...149	
092793...76		096815...43		614478...59 thru 213		623012...149	
093007...185		096816...43		614585...239		623013...149	
093008...185		096908...209		615912...239		623014...149	
093043...188		096918...209		617069...239		623016...149	
093118...183		096935...41		617921...239		623017...149	
093165...183, 185		096947...65		617941...239		623018...149	
093167...185		097026...75		619801...107		623065...120	
093189...183		097030...205, 223		620035...219		623094...129	
093194...205		097046...207		620063...206, 219		623122...129	
093195...205		097048...207		620253...130		623130...151	
093196...205		097053...179		620350...215		623131...151	
093219...183		097056...179		620472...214		623132...151	
093220...185, 188		097088...112		620474...214		623133...151	
093262...188		097207...76		620483...188		623136...152	
093263...188		097256...85		620626...187		623137...152	
093401...233		097490...163		620751...188		623138...152	
093593...230		097494...63		620789...191		623139...151, 155	
093721...187		097534...49		620994...41		623140...151	
093722...187		097964...159		621039...107		623141...151	
093751...41, 49		098145...239, 240		621186...101		623142...152	
093752...49		098146...239, 240		621201...214		623144...151	
093852...229		098185...219		621204...173		623145...156	
093894...229		098201...205		621304...41, 101		623146...156	
093915...228, 229		098730...169		621329...117		623151...155	
093940...237		098744...169		621342...202		623153...151	
093945...121		098837...201		621343...202		623158...151	
093949...123		098970...201		621357...202		623164...151, 155	
093953...123		099061...8		621399...202		623165...151	
093954...149		099062...8		621400...202		623167...151	
093972...218, 219		099137...79		621451...130		623168...151	
094053...189		099138...117		621479...122		623171...133	
094120...122		099310...44		621486...119		623174...115	
094121...122		099575...145		621493...120		623177...111	
094122...122		099591...49		621494...120		623179...151	
094167...43		099687...167		621495...120		623180...151	
094422...41		099734...167		621496...120		623181...151	
094450...219		099735...167		621563...120		623182...151	
094455...188		099736...167		621564...120		623194...153	
094467...45		099737...167		621663...117		623195...153	
094483...97		099738...167		621802...114		623196...153	
094527...205, 218, 219		099739...167		621803...167		623197...153	
094533...41		099894...111		622064...209		623198...153	
094610...240		099895...112		622080...117		623201...153	
094622...240		099910...137		622113...117		623202...153	
094625...221		099911...137		622171...125		623203...153	
094630...223		099912...137		622199...171		623204...153	
094642...75		099913...137		622202...171		623205...153	
094665...75		099914...137		622203...171		623206...153	
094890...75		099915...132, 135		622204...171		623207...153	
094964...49		099916...137		622207...152		623209...153	
095257...216		099917...137		622234...169, 171		623210...153	
095265...216		099962...125		622411...127		623211...153	
095267...216		099963...120		622412...127		623213...152	
095268...216		182763...206, 207		622413...127		623234...129, 135	
095269...216		185367...65		622414...127		623235...129	
095421...63		185370...65		622437...169		623261...119	
095526...49		185502...65		622438...169		623262...119	
095529...173		185984...222		622545...171		623268...129, 138	
095575...79		203188...230, 233		622729...207		623276...115	
095860...75, 205		204751...244		622781...132, 135		623277...130	
095869...108		204980...112		622789...137		623281...130	
096031...80		208253...131		622790...137		623289...180	

NUMERICAL INDEX

Part No.	Page	Part No.	Page	Part No.	Page	Part No.	Page
623304...	130	628914...	174	630337...	211	631360...	179
623305...	115	628915...	174	630338...	211	631375...	107
623306...	115	628940...	112	630345...	171	631377...	107
623344...	123	628958...	80	630361...	171	631378...	107
623345...	123, 149	629081...	155	630426...	232	631389...	179
623346...	123	629113...	163	630450...	159	631395...	179
623347...	123, 149	629114...	163	630528...	142	631396...	179
623349...	123	629188...	224	630540...	42	631397...	179
623350...	123	629189...	224	630623...	49	631390...	179
623386...	179	629205...	202	630624...	163	631399...	50
623392...	179	629250...	155	630703...	219	631421...	145
623418...	180	629252...	156	630705...	218	631425...	63
623420...	142	629253...	155	630707...	218	631426...	235
623424...	142	629254...	155	630710...	219	631428...	59
623428...	143	629255...	155	630713...	75	631431...	179
623429...	143	629262...	145	630745...	63	631434...	179
623430...	142	629272...	125	630753...	247	631441...	179
623431...	142	629435...	119	630763...	146	631447...	179
623444...	180	629447...	119	630764...	146	631449...	180
623469...	179	629454...	146	630773...	8	631451...	180
623489...	153	629476...	211	630775...	101	631453...	180
623503...	203	629510...	155	630776...	97	631455...	179
623506...	203	629515...	155	630777...	60	631475...	60
623507...	183, 185, 188	629535...	65	630787...	75	631476...	59, 60, 63
623527...	112	629636...	191	630795...	145, 146	631477...	63
623560...	151	629697...	201	630821...	146	631488...	60
623589...	115	629698...	201	630827...	75	631492...	63
623602...	115	629716...	145	630828...	75	631494...	59
623820...	189	629717...	145	630830...	75	631496...	59
623825...	177	629721...	101	630833...	146	631498...	60
623826...	177	629739...	159	630836...	146	631514...	235
623827...	177	629755...	65, 70	630837...	146	631524...	107
623828...	177	629759...	65	630841...	145	631525...	99
623829...	177	629760...	65	630846...	146	631537...	63
623889...	226	629761...	70	630847...	145	631543...	49
623941...	173	629770...	191	630848...	145	631555...	63
624057...	156	629773...	191	630849...	145	631559...	59
624208...	174	629774...	191	630850...	146	631564...	65
624416...	189	629777...	179	630851...	145	631566...	75
624488...	211, 213	629780...	141	630852...	146	631570...	8
624550...	125	629785...	141	630877...	111	631571...	215
624584...	59 thru 146	629794...	179	630915...	113	631572...	215
624585...	60, 63	629815...	179	630917...	226	631573...	215
624815...	104	629878...	180	630981...	233	631574...	215
624816...	104	629910...	193	630982...	233	631682...	59
625383...	201	629912...	129	631012...	193	631684...	108
627377...	143	629916...	159	631052...	99	631690...	163
627378...	143	629920...	189	631054...	114	631704...	163
627380...	143	629922...	161	631055...	114	631773...	8
627428...	209	629951...	180	631090...	65	631774...	8
627437...	193	629975...	180	631092...	119	631795...	111
627451...	146	629990...	190	631115...	130	631825...	129
628001...	197	630002...	179	631137...	141	631828...	139
628019...	153	630006...	179	631155...	107	631869...	139
628157...	145	630018...	159	631198...	75	631870...	139
628161...	131	630028...	112	631199...	75	631872...	139
628163...	174	630032...	167	631224...	75	631873...	195
628224...	97	630038...	159	631225...	75	631874...	41
628225...	97	630039...	161	631226...	75	631875...	41
628226...	97	630056...	127	631265...	101	631881...	156
628227...	97	630110...	159	631266...	101	631882...	155, 156
628228...	97	630147...	224	631267...	107	631883...	155
628229...	97	630148...	224	631268...	107	631935...	142
628230...	97	630175...	105	631271...	107	631959...	161
628233...	97	630199...	215	631274...	101	631960...	161
628458...	141	630207...	216	631277...	108	631974...	156
628535...	155	630208...	179	631280...	108	631975...	59
628536...	155	630232...	99	631283...	107	631981...	156
628571...	104, 105	630252...	49	631284...	101	631987...	145
628572...	104	630253...	49	631285...	108	632047...	79
628637...	119	630285...	192	631286...	108	632053...	195
628736...	59, 146	630291...	113	631287...	107	632059...	59
628737...	60	630298...	130	631288...	101	632060...	139
628738...	60, 63	630302...	167	631289...	101	632061...	139
628747...	149	630311...	63	631293...	202	632062...	139
628874...	155	630312...	60	631317...	232	632063...	139
628913...	174	630335...	211	631354...	247	632112...	137

NUMERICAL INDEX

Part No.	Page	Part No.	Page	Part No.	Page	Part No.	Page
632122...45		632625...103		634349...97		638712...65	
632123...44		632628...99		634350...97		638713...65	
632124...44		632631...104		634351...97		638727...65	
632159...156		632632...104		634352...97		638774...101	
632179...195		632633...103		634354...97		638796...139	
632188...195		632634...103		634355...97		638818...152	
632224...111		632635...104		634356...97		638868...109	
632225...111		632638...105		634376...203		638887...99	
632226...202		632647...83		634421...109		638895...65	
632235...195		632652...103		634424...109		638905...65	
632255...111		632654...79		634425...109		638911...132, 135	
632256...195		632707...65		634426...109		638959...217	
632265...211		632710...59		634646...109		639146...50	
632272...50		632716...59		634650...60, 63		639284...80	
632273...193		632747...59		634677...217		639313...75	
632274...195		632752...59		634841...130		639388...206, 223, 225	
632284...195		632756...59		634842...129		639439...211, 213	
632317...120		632766...59		637532...211, 213		639454...156	
632319...195		632918...202		637580...209		639764...247	
632320...193		632971...209		637601...163		639808...195	
632325...165		632980...41		637636...171		639816...199	
632327...165		632981...41		637729...151		639818...195	
632328...165		633152...59		637730...151		639828...213	
632331...211		633158...211, 213		637741...101		639831...213	
632349...165		633163...75		637801...157		639837...213	
632350...165		633276...161		637802...157		639843...200	
632359...211		633277...161		637803...157		639844...200	
632361...165		633282...161		637804...157		639850...135	
632366...165		633283...161		637805...157		639859...213	
632368...120		633307...161		637806...157		639862...213	
632370...120		633309...161		637808...157		639905...211, 213	
632383...200		633310...139		637809...157		639930...129	
632384...200		633324...99		637810...157		639931...129	
632392...183, 185, 187		633338...161		637811...157		639968...202	
632393...183, 187		633374...117		637817...157		639975...198	
632394...183, 187		633384...203		637818...157		640096...103	
632397...165		633385...136		637819...157		640109...120	
632412...241		633401...190		637820...157		640607...129	
632417...165		633405...179		637957...42		640636...17, 108	
632418...165		633467...211, 213		637993...151		640675...205	
632447...165		633515...235		637997...151		640676...205	
632448...165		633519...51		638002...151		640677...205	
632461...185		633629...226		638137...159		640702...223, 225	
632462...185		633632...85		638243...206		640703...223, 225	
632547...108		633674...201		638282...206		640704...223, 225	
632575...163		633675...201		638283...205, 223		640705...205	
632581...103		633708...235		638338...156		640706...226	
632582...103		633742...133, 136		638351...198		640707...226	
632583...103		633743...133, 136		638352...105		640722...103	
632584...103		633767...235		638354...197		640727...226	
632585...103, 104		633768...235		638363...197		640747...203	
632586...103		633774...233, 235		638369...197		640754...159	
632587...104		633775...235		638370...197		640771...159	
632588...103		633776...235		638371...198		640773...159	
632589...104		633790...79		638420...197		641129...203	
632590...103		633792...79		638421...197		641148...153	
632591...103		633797...133, 136		638422...197		641474...199	
632592...104		633947...202		638423...198		641485...107	
632595...104		633948...202		638424...198		641499...213	
632600...103		633983...235		638425...197		641500...108	
632601...103		633995...139		638426...197		641562...49	
632605...104		634011...202		638427...197		641567...109	
632606...103		634021...202		638428...197		641625...135	
632607...104		634133...107		638429...197, 198		641631...17	
632608...99		634203...120		638430...197		641643...97	
632609...104		634204...120		638431...197		641689...135	
632610...103		634330...203		638432...197		641700...138	
632611...104		634339...97		638433...198		641722...135	
632615...104		634340...97		638434...198		641745...129	
632617...99		634341...97		638435...197		641758...138	
632618...104		634342...97, 103		638468...197		641760...136	
632619...104		634343...97		638561...153		641762...129	
632620...104		634344...97		638562...153		641771...135	
632621...104		634345...97		638563...153		641877...135	
632622...103		634346...97		638600...152		642163...60	
632623...104		634347...97		638620...244		642165...60	
632624...104		634348...97		638711...65		642191...232	

NUMERICAL INDEX

Part No.	Page	Part No.	Page	Part No.	Page	Part No.	Page
642192...233		646345...130		906961...215		912900...151	
642254...83		646549...159		907013...28		913077...201	
642255...83		646851...109		907070...19,163		913097...240	
642308...120		646939...215		907154...75		913280...8	
642441...51		647080...163		907859...14		913464...72	
642445...149		900576...43		908944...119,153		913471...221	
642448...149		900585...142		909091...104		913472...221	
642498...197		900759...211,213		909367...226		913475...28	
642499...197		900764...235		910005...137		913533...157	
642500...197		900801...146 thru 221		910006...243		913544...19,67	
642613...159		900802...113,211,213		910095...61		913633...141	
642632...79		900805...99		910123...27,55,87		913636...41 thru 79	
642633...161		900806...8 thru 237		910141...28		913717...95	
642680...108		900807...221		910195...21 thru 91		913798...85	
642685...108		900808...8 thru 221		910224...33		913830...60,156	
642686...107		900817...65		910230...85		914013...215	
642687...107		900818...95 thru 223		910244...21,221		914087...87	
642715...213		900938...99		910255...221		914105...197	
642744...50		900942...59,63		910267...60		914197...198	
643257...145		900970...60,63,139		910302...152,155		914330...214	
643302...145		901165...95		910320...156		914339...138	
643331...201		901171...56		910324...92,95		914392...95	
643341...203		901310...56,72		910325...23		914399...91	
643438...131		901489...119		910334...216		914464...88	
643449...131		901651...112 thru 219		910335...32,79,198		914465...104 thru 188	
643491...131		901652...219		910510...87		914588...93	
643492...131		901661...139		910819...87		914659...55	
643494...131		901666...122		910847...11,152,155		914686...46	
643496...131		901668...61		910867...190		914782...83	
643534...131		901765...119		910879...8		914799...247	
643544...131		901781...73		910883...151		914847...20,91	
643545...131		901835...95		910906...183		914875...21	
643550...141		901839...41		910916...119 thru 239		915274...85,221	
643551...131		903093...155		911021...14		915275...87,88,174	
643552...131		903416...113		911024...43,224		915343...87	
643553...131		903574...88		911025...83		915399...76	
643570...135		903625...23,137		911026...189		915407...56	
643573...135		903626...69		911029...187,188		915408...67,88,93	
643585...241		903629...35,56		911034...60,63		915432...73	
643586...241		903637...53		911035...101,188		915433...47	
643606...135		903772...83		911040...65 thru 222		915486...72	
643740...119,151		903773...83		911041...45,247		915488...72	
644006...76,218,219		903775...103		911043...44 thru 235		915500...117	
644354...131		904002...244		911044...45 thru 243		915556...72	
644403...103		904003...151		911045...159,163,187		915557...72	
644467...49		904006...244		911046...80		915692...85	
644468...49		904016...127		911047...159,187,236		915797...190	
644529...49		904203...56,72		911048...59 thru 153		915807...23	
644530...49		904204...16 thru 226		911049...43,216		915813...16	
644531...49		904205...16 thru 131		911051...156		915922...75	
644580...199		904206...19 thru 247		911057...244		915923...75	
644610...130		904207...31 thru 221		911058...244		915942...123,149	
644611...130		904208...13 thru 244		911081...119		915943...85	
644612...115,130		*904209...45 thru 243		911114...16		915969...37	
644666...219		*904223...119		911115...29 thru 247		915987...20 thru 91	
644713...45		904224...9,91		911168...41,44,79		915989...33,145	
644758...75		904271...87		911255...163		915990...93	
644816...138		904273...65		911982...153		916009...13,91	
644827...138		904369...59 thru 200		911993...55		916146...214	
644828...138		904516...11		912022...216		916202...97	
644883...75		905121...221		912069...27,87		916225...87	
644897...131		905122...85		912178...222		916268...95	
644898...131		905123...145,146		912226...75		916269...67	
644913...131		905129...14		912331...221		916271...93	
644960...80		905347...169,177		912333...39,91		916272...19,29	
645028...65		905357...73 thru 177		912415...9,93		916274...93	
645029...65		905362...99		912476...29		916284...16	
645030...65		905367...117		912726...243		916286...47	
645067...133		905564...142		912739...206,207		916311...13 thru 91	
645093...101		905655...226		912770...243		916314...29,87	
645101...136		905656...29		912789...65,209		916316...11	
645109...131		905845...53		912808...114,174		916317...11 thru 91	
646045...163		906960...209		912839...227		916320...87,91	

*904210...159 thru 240

NUMERICAL INDEX

Part No.	Page	Part No.	Page	Part No.	Page	Part No.	Page
916321...13		919226...67, 92		921401...103, 104		4051483...46	
916322...91		919228...53		921402...149		4051484...46	
916323...39		919229...13		921414...7		4051485...47	
916326...29		919230...70		921510...101		4052167...89	
916372...239		919231...91		921520...27		4052171...47	
916389...65, 70		919244...47, 75		921556...113		4052173...47	
916532...197		919253...7		921573...149		4052174...47	
916555...201		919254...7		921731...119		4052175...47	
916591...59		919261...247		921865...21, 67		4053336...69	
916897...67		919277...6, 7		921884...104		4053409...39	
916995...117		919278...7		921911...101		4053410...39	
917014...27, 28		919281...6, 7		921912...108, 153, 209		4054566...95	
917023...27		919282...7		921913...129, 135, 153		4054567...95	
917151...141		919288...46		921914...79 thru 152		4054568...95	
917177...10		919303...55		921919...65		4054569...95	
917356...69		919342...107 thru 136		922042...7		4055031...95	
917409...27, 28		919615...107 thru 141		922044...7		4055032...95	
917425...71		919761...152		922065...29		4055033...95	
917555...10, 33, 34		919763...63		922141...7		4055034...95	
917626...87		919766...53		922142...7		4055187...69	
917673...9 thru 28		919778...53		922143...7		4055190...69	
917735...97		919797...55		922151...7		4055191...69	
917806...55, 56		919800...55		922205...10		4055192...69	
917809...55, 56		919801...35		922207...7		4055193...69	
917841...28		919820...7		922208...7		4055194...69	
917883...224		919821...7		922221...7		4055195...69	
917936...188		919840...9 thru 142		922290...91		4055196...69	
918111...60		920131...95		922364...7		4055197...69	
918210...226		920132...16		922365...7		4055198...69	
918362...119		920144...7		922366...7		4055199...69	
918370...183, 185, 188		920221...6, 7		922372...7		4055201...69	
918390...97		920222...7		922406...7		4055202...69	
918395...93		920242...55		922647...216		4055203...69	
918697...39		920301...6		922851...104		4055206...69	
918740...93		920302...6, 7		922982...202		4055445...91	
918801...53		920303...6, 7		922983...202		4055532...95	
918850...9, 53		920333...9 thru 142		922984...202		4055565...47	
918851...9, 19, 37		920335...151		922985...202		4055913...47	
918887...23, 47, 87		920344...6, 7		923280...27		4055920...47	
918888...39		920416...9, 92, 93		923376...142		4055971...39	
918951...39		920451...61		923379...107, 109		4055980...69	
919062...41 thru 101		920509...7		923548...142, 157		4055981...69	
919063...47 thru 107		920512...7		923560...77		4055982...69	
919065...41		920513...7		923574...27, 109, 143		4056026...69	
919066...44		920514...7		923575...152		4056295...69	
919075...6, 7		920525...93		923576...91		4056296...69	
919076...6, 7		920569...7		923586...17		4056339...69	
919079...6, 7		920690...95		923587...109		4056494...69	
919080...6, 7		920724...7		923605...91		4056616...69	
919081...7		920732...7		923664...101		4056617...69	
919082...6		920736...7		923738...23		4056620...69	
919127...41		920751...115		923813...51		4056621...69	
919128...44, 141, 149		920847...6		923814...104		4113897...10	
919134...9, 47		920849...6, 7		923822...169, 171		4119937...10, 13	
919136...95		920850...6, 7		923824...125, 138		4250898...15	
919140...115, 218, 219		920852...6, 7		923831...173		4251601...28	
919143...6, 7		920855...7		3001737...142		4251857...27	
919144...7		920857...6, 7		3002757...143		4251974...16	
919155...6, 7		920858...6, 7		3014007...142		4251984...35	
919156...6, 7		920862...6, 7		3015654...109		4252682...13	
919158...7		920864...6		3015656...109		4252761...37	
919159...7		920865...7		3015657...109		4253106...39	
919171...76 thru 219		920867...6, 7		3015658...109		4253190...24	
919172...47		920868...7		3015666...109		4253195...37	
919173...120		920869...7		3015667...109		4253270...71	
919174...65		920872...7		3018397...109		4253286...53	
919175...7		920877...6		3021048...243		4253318...89	
919180...97		920879...7		3039053...131		4253355...17	
919194...6, 7		920880...7		4001318...23		4253464...91	
919196...6, 7		920882...7		4001318...23		4253749...12	
919204...75		921073...87		4040013...47		4253751...37	
919205...47		921113...216		4041092...89		4253806...87	
919206...44, 49		921117...101		4041097...89		4253862...85	
919207...7		921160...131		4041103...37		4253863...85, 221	
919218...7		921225...7		4041754...85		4253871...89	
919219...157		921330...151		4042081...85		4254100...87, 89	
919224...13 thru 95		921349...149		4049009...69		4254128...53, 55	

NUMERICAL INDEX

Part No.	Page	Part No.	Page	Part No.	Page	Part No.	Page
4254295...	23	4362458...	93	4376294...	31	4379913...	67
4254580...	95	4362726...	27, 28	4376398...	87	4380198...	57
4254646...	67	4364166...	28	4376483...	93	4380652...	57
4254654...	131	4364404...	27	4376484...	19	4385301...	19
4254670...	87	4364556...	31	4376497...	19	4385387...	67
4254742...	28	4364865...	13	4376520...	93	4385412...	67
4254806...	91	4365129...	29	4376527...	92	4385485...	11
4254873...	20	4365627...	28	4376529...	53	4385536...	31
4254891...	13	4366314...	23	4376538...	23	4385537...	31
4254948...	89	4366461...	11	4376590...	28	4385543...	37
4254968...	67	4367090...	27	4376591...	27	4385544...	37
4254991...	67	4367187...	61, 91	4376596...	27	4385614...	67
4255010...	95	4368154...	27, 28	4376598...	27	4385715...	31
4255011...	21, 93	4368204...	11	4376599...	27	4385778...	29
4255017...	53	4368205...	11	4376602...	28	4385781...	29
4255020...	53	4368206...	11	4376603...	27	4385798...	29
4255031...	87, 131	4368323...	28	4376604...	27	4385938...	93
4255170...	95	4369001...	11	4376609...	13	4385955...	31
4255171...	95	4369002...	11	4376627...	28	4385961...	32
4255179...	55	4369712...	28	4376671...	27	4385971...	31
4255196...	69	4369746...	28	4376702...	28	4385973...	34
4255302...	17	4369751...	28	4376749...	11, 39	4385975...	31
4255334...	16	4371021...	37, 39	4376792...	12	4385976...	32
4255335...	16	4371027...	88	4376804...	12	4386041...	61
4255338...	89	4371036...	37	4376813...	35	4386110...	10
4255348...	61	4371107...	71	4376893...	20	4386137...	93
4255351...	21	4371118...	27	4376986...	12	4386149...	16
4255361...	21	4371119...	28	4376991...	35	4386196...	91
4255511...	35	4371160...	91	4377037...	33	4386197...	91
4255512...	35	4371253...	31	4377038...	33	4386198...	95
4303038...	23	4371255...	29	4377039...	33, 34	4386199...	95
4303694...	17	4371270...	33, 34	4377050...	34	4386200...	95
4310257...	11, 67, 80	4371289...	29	4377054...	34	4386223...	91
4313015...	93	4371300...	33, 34	4377056...	33, 34	4386233...	70
4314562...	93	4371345...	31	4377120...	11	4386237...	67
4317554...	93	4371359...	11	4377121...	107	4386238...	67
4335022...	11	4371444...	13	4377122...	27	4386256...	70
4335352...	37	4371445...	13	4377201...	31	4386310...	19
4335600...	32	4371503...	14	4377248...	91	4386315...	11
4335610...	32	4371707...	85	4377253...	47	4386317...	8
4335647...	67	4371710...	85	4377257...	56	4386359...	15
4335649...	67	4371714...	53	4377266...	55	4386360...	15
4335666...	37, 39	4371715...	53	4377267...	55	4386366...	31
4335669...	28	4371716...	53	4377278...	28	4386372...	12
4336491...	13	4371717...	53	4377455...	91	4386373...	12
4336558...	67	4371718...	53	4377496...	20	4386374...	12
4336646...	24	4371719...	53	4377541...	23	4386375...	12
4336897...	17	4371720...	53	4378031...	57	4386376...	12
4337015...	53	4371721...	53	4378032...	57	4386386...	19
4337019...	53	4371740...	27	4378033...	57	4386392...	24
4337022...	53	4372325...	37, 39	4378034...	57	4386395...	24
4337023...	53	4372421...	89	4378112...	93	4386398...	24
4337558...	67	4372863...	19	4378307...	37	4386401...	24
4338507...	13	4373610...	37	4378558...	31, 32	4386405...	23
4339021...	39	4363612...	37	4378651...	56	4386406...	23
4339193...	32	4373613...	37, 39	4378843...	91	4386407...	24
4339203...	32	4373614...	37	4379038...	53	4386413...	19
4339204...	31	4373619...	10	4379070...	29	4386414...	23
4346208...	71	4373716...	16	4379076...	53	4386419...	12
4347751...	87	4374018...	23	4379141...	11	4386421...	20
4347752...	87	4374127...	31	4379167...	71	4386433...	55
4347897...	14	4374129...	31, 32	4379178...	11	4386434...	55
4348268...	37	4374547...	31	4379179...	11	4386435...	55
4348269...	37	4374564...	32	4379197...	11	4386436...	55
4348270...	37	4374694...	71	4379198...	11, 16	4386453...	15
4348440...	23, 24	4374695...	71	4379268...	39	4386454...	15
4348682...	32	4374735...	37	4379269...	39	4386455...	15
4348683...	32	4374744...	71	4379283...	67	4386456...	15
4348684...	32	4375355...	71	4379411...	33	4386457...	15
4348691...	28, 32	4375682...	89	4379414...	33	4386458...	15
4349984...	35	4375686...	89	4379415...	33	4386473...	15
4353538...	33, 34	4375691...	89	4379610...	34	4386474...	15
4355843...	53	4375694...	89	4379672...	67	4386475...	15
4361551...	61	4375865...	61, 71	4379723...	67	4386476...	15
4361740...	87	4376036...	71	4379737...	56	4386480...	14
4361829...	28	4376277...	23	4379742...	11	4386481...	14
4362310...	14	4376278...	23	4379813...	53	4386482...	14

NUMERICAL INDEX

Part No.	Page	Part No.	Page	Part No.	Page	Part No.	Page
4386483...	14	4386855...	87	4387723...	13	4389784...	13
4386495...	91	4386856...	91	4387807...	95	4389821...	19
4386500...	9	4386862...	89	4387867...	67	4389849...	29
4386508...	67	4386863...	11	4387943...	17	4389889...	12
4386509...	10	4386864...	35	4387993...	88	4389890...	12
4386511...	9	4386869...	11	4388154...	27	4389893...	14
4386512...	9	4386874...	15	4388518...	87	4389898...	12
4386513...	10	4386875...	15	4388520...	19	4389901...	7B
4386516...	10	4386876...	15	4388521...	19	4389902...	12
4386525...	32	4386877...	15	4388522...	10	4389904...	7B
4386546...	55	4386878...	15	4388551...	16	4389910...	10
4386547...	55	4386879...	28	4388563...	93	4389911...	10
4386549...	55	4386881...	93	4388809...	39	4389919...	12
4386550...	55	4386891...	93	4388810...	39	4389929...	19
4386551...	55	4386894...	93	4388836...	39	4389931...	23
4386559...	70	4386901...	20	4388848...	39	4389943...	10
4386592...	61	4386924...	89	4388889...	27	4389952...	23
4386597...	19	4386927...	89	4388940...	39	4389962...	12
4386598...	19	4386941...	20	4388954...	31	4389968...	67
4386601...	55	4386948...	61	4389023...	67	4500230...	10
4386602...	55	4386957...	91	4389040...	11	4506607...	11
4386611...	61	4387006...	7A	4389045...	91	4507359...	56
4386617...	56	4387007...	67	4389051...	47	4509035...	31, 32
4386624...	19	4387014...	71	4389052...	14	4511213...	57
4386640...	35	4387026...	17	4389053...	23	4511243...	57
4386642...	35	4387031...	14	4389054...	33	4513411...	107
4386650...	16	4387032...	15	4389055...	27	4513810...	87
4386651...	16	4387050...	89	4389058...	11	*4660358...	10
4386653...	19	4387051...	89	4389062...	91	4660389...	10
4386654...	19	4387129...	47	4389113...	46	4660423...	31
4386711...	27	4387178...	17	4389129...	35	4660440...	10
4386713...	28	4387189...	10	4389201...	17	4660492...	13
4386770...	53	4387196...	47	4389231...	10	4660677...	89
4386771...	47	4387259...	91	4389232...	9		
4386772...	47	4387294...	87	4389233...	10		
4386773...	53	4387301...	55	4389234...	10		
4386774...	47	4387385...	55	4389235...	9		
4386776...	23	4387460...	19	4389289...	91		
4386779...	93	4387461...	19	4389291...	91		
4386781...	14	4387469...	23	4389292...	10		
4386787...	23	4387474...	95	4389293...	19		
4386788...	23	4387509...	17	4389294...	19		
4386790...	19	4387560...	21	4389317...	23		
4386791...	19	4387567...	20	4389359...	89		
4386796...	19	4387605...	89	4389393...	28		
4386813...	87	4387606...	89	4389397...	19		
4386821...	23	4387607...	87	4389457...	53		
4386824...	87	4387609...	89	4389593...	27		
4386826...	27, 107	4387629...	7A, 7B	4389595...	27		
4386827...	92	4387647...	55	4389641...	23		
4386837...	57	4387675...	21	4389685...	19		
4386839...	55	4387712...	21	4389732...	31		
						*4640975...	85
						*4640978...	85