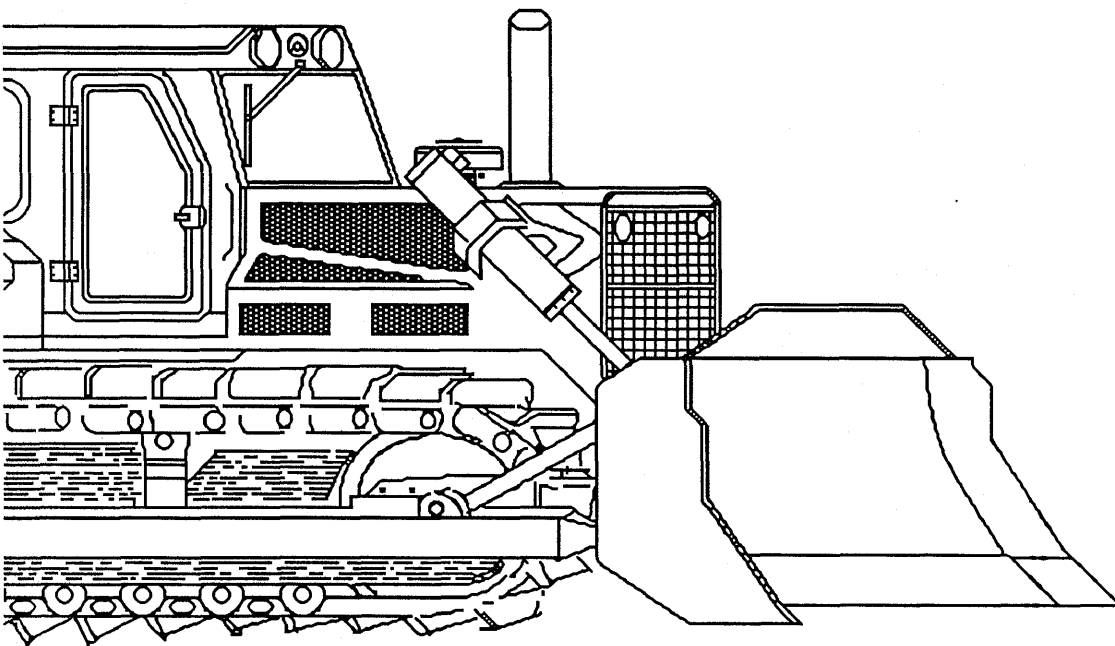


# HD-9

Crawler Tractor

## PARTS CATALOG



FORM 70626016 ENGLISH  
Reprint 12/89

***Notice:***

**This machine has a Detroit Diesel engine.**

**MinnPar does not offer any of the engine parts.**

**Please consult a Detroit Diesel dealer**

inside front cover

## AVOID ACCIDENTS

Most accidents, whether they occur in industry, on the farm, at home or on the highway, are caused by the failure of some individual to follow simple and fundamental safety rules or precautions. For this reason **MOST ACCIDENTS CAN BE PREVENTED** by recognizing the real cause and doing something about it before the accident occurs.

Regardless of the care used in the design and construction of any type of equipment there are many conditions that cannot be completely safeguarded against without interfering with reasonable accessibility and efficient operation.

A careful operator is the best insurance against an accident. The complete observance of one simple rule would prevent many thousand serious injuries each year. That rule is:

*Never attempt to clean, oil or adjust a machine while it is in motion.*

NATIONAL SAFETY COUNCIL

### WARNING

On machines having hydraulically, mechanically, and/or cable controlled equipment (such as shovels, loaders, dozers, scrapers, etc.) be certain the equipment is lowered to the ground before servicing, adjusting and/or repairing. If it is necessary to have the hydraulically, mechanically, and/or cable controlled equipment partially or fully raised to gain access to certain items, be sure the equipment is suitably supported by means other than the hydraulic lift cylinders, cable and/or mechanical devices used for controlling the equipment.

Fiatallis is not responsible for any liability arising from any damage resulting from defects caused by parts and/or components not approved by Fiatallis for use in maintaining and/or repairing products manufactured or merchandized by Fiatallis.

In any case, no warranty of any kind is made or shall be imposed with respect to products manufactured or merchandized by Fiatallis when failures are caused by the use of parts and/or components not approved by Fiatallis.

## TRACTOR MODELS

Several distinct models of the HD9 tractor are available and this Repair Parts Catalog has been prepared to show the parts for each. All parts listed herein, which have no specific usage indicated, are applicable to all models. Those parts which are used only on specific models are so indicated.

The currently available models and their identifying symbols are indicated below. This symbol is stamped in front of the tractor serial number on each model.

DESCRIPTION	MODEL SYMBOL
Short Track (38 links) Oscillating Truck Frames, 74" tread* . . . . .	HD9B
Long Track (41 links) Rigid Truck Frames, 74" tread* . . . . .	HD9F
Long Track (41 links) Rigid Truck Frames, 74" tread* equipped with TRACTOMOTIVE Front Shovel** . . . . .	HD9G


\*Measurement from center to center of tracks.

\*\*Order all parts for TRACTOMOTIVE Shovel and its Hydraulic System from Tractomotive Corporation, Deerfield, Illinois or from nearest authorized Dealer.

## SERIAL NUMBERS

The tractor serial number is stamped on the rear face of the steering clutch housing at the upper right hand corner, and on a small plate attached to the cowl, facing the operator.

The engine serial number is stamped on the right hand side of the cylinder block near the top front corner.



## IMPORTANT

The extreme right hand column in the parts list entitled "KIT NO." indicates if an individual part is also available as a part of a KIT or SET. All numbers shown in this column are listed numerically in the back of this catalog with the quantity and description of the various parts that make up the KIT or SET.

The terms "right" and "left" used throughout this catalog are determined by facing the direction of forward travel.

Attaching parts such as bolts, nuts, rivets, screws, washers, etc., are indented immediately following the parts which they attach.

ALWAYS GIVE THE TRACTOR AND ENGINE SERIAL NUMBERS WHEN ORDERING PARTS.

To obtain parts promptly, give part name and part number.

Order parts from the dealer covering the local territory.

Repairs for standard motor accessories such as generators and starting motors should be ordered from authorized Service Stations maintained by manufacturers of these units throughout the country.

Always state post office address, town, county and state where parts are to be shipped. Also specify whether material is to be shipped by freight, express or parcel post.

Confirm all telephone or telegraph orders in writing.

No credit will be allowed on parts unless they are returned to the dealer from whom they were purchased; from there they will be returned, at the customer's expense, to the factory for inspection.

Unless claims for shortages or errors are made immediately upon receipt of goods, they will not be considered.

When broken goods are received, a full description of the damage should be made by the carrier agent on the freight bill. If this description is insisted upon, full damage can always be collected from the transportation company.

No responsibility is assumed for delay or damage to merchandise while in transit. Our responsibility ceases upon delivery of shipment to the transportation company from whom a receipt is received showing that shipment was in good condition when delivered to them; therefore, claims (if any) should be filed with the transportation company and not with Allis-Chalmers

The right is reserved to change the construction or material of any parts where it seems desirable to do so, without incurring the obligation of installing such changes on tractors already delivered.

## AVOID ACCIDENTS

MOST ACCIDENTS, WHETHER THEY OCCUR IN INDUSTRY, ON THE FARM, AT HOME OR ON THE HIGHWAY, ARE CAUSED BY THE FAILURE OF SOME INDIVIDUAL TO FOLLOW SIMPLE AND FUNDAMENTAL SAFETY RULES OR PRECAUTIONS. FOR THIS REASON MOST ACCIDENTS CAN BE PREVENTED BY RECOGNIZING THE REAL CAUSE AND DOING SOMETHING ABOUT IT BEFORE THE ACCIDENT OCCURS.

REGARDLESS OF THE CARE USED IN THE DESIGN AND CONSTRUCTION OF ANY TYPE OF EQUIPMENT THERE ARE MANY CONDITIONS THAT CANNOT BE COMPLETELY SAFEGUARDED AGAINST WITHOUT INTERFERING WITH REASONABLE ACCESSIBILITY AND EFFICIENT OPERATION.

**A careful operator is the best insurance against an accident. The complete observance of one simple rule would prevent many thousand serious injuries each year. That rule is:**  
**Never attempt to clean, oil or adjust a machine while it is in motion.**

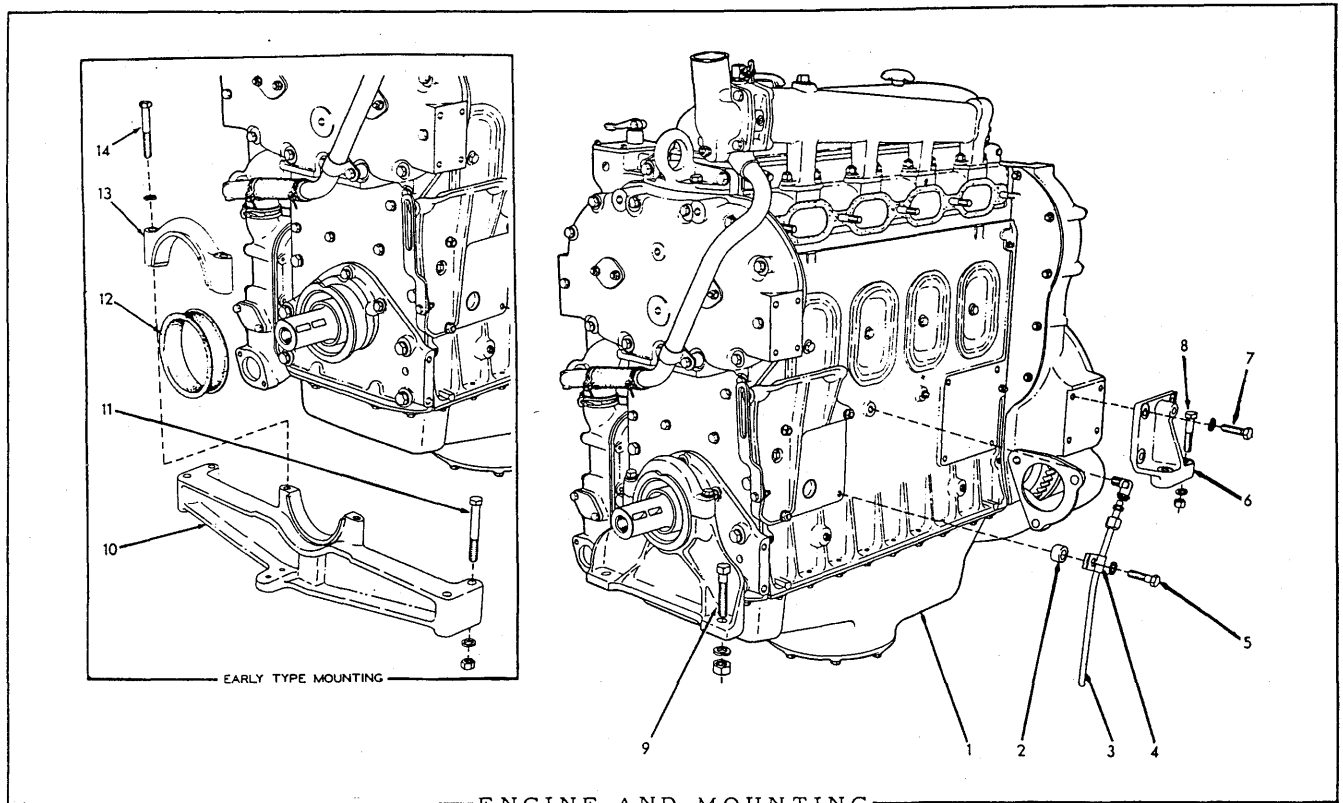
NATIONAL SAFETY COUNCIL

## WARNING

ON MACHINES HAVING HYDRAULICALLY, MECHANICALLY, AND/OR CABLE CONTROLLED EQUIPMENT (SUCH AS SHOVELS, LOADERS, DOZERS, SCRAPERS, etc.) BE CERTAIN THE EQUIPMENT IS LOWERED TO THE GROUND BEFORE SERVICING, ADJUSTING AND/OR REPAIRING. IF IT IS NECESSARY TO HAVE THE HYDRAULICALLY, MECHANICALLY, AND/OR CABLE CONTROLLED EQUIPMENT PARTIALLY OR FULLY RAISED TO GAIN ACCESS TO CERTAIN ITEMS, BE SURE THE EQUIPMENT IS SUITABLY SUPPORTED BY MEANS OTHER THAN THE HYDRAULIC LIFT CYLINDERS, CABLE, AND/OR MECHANICAL DEVICES USED FOR CONTROLLING THE EQUIPMENT.

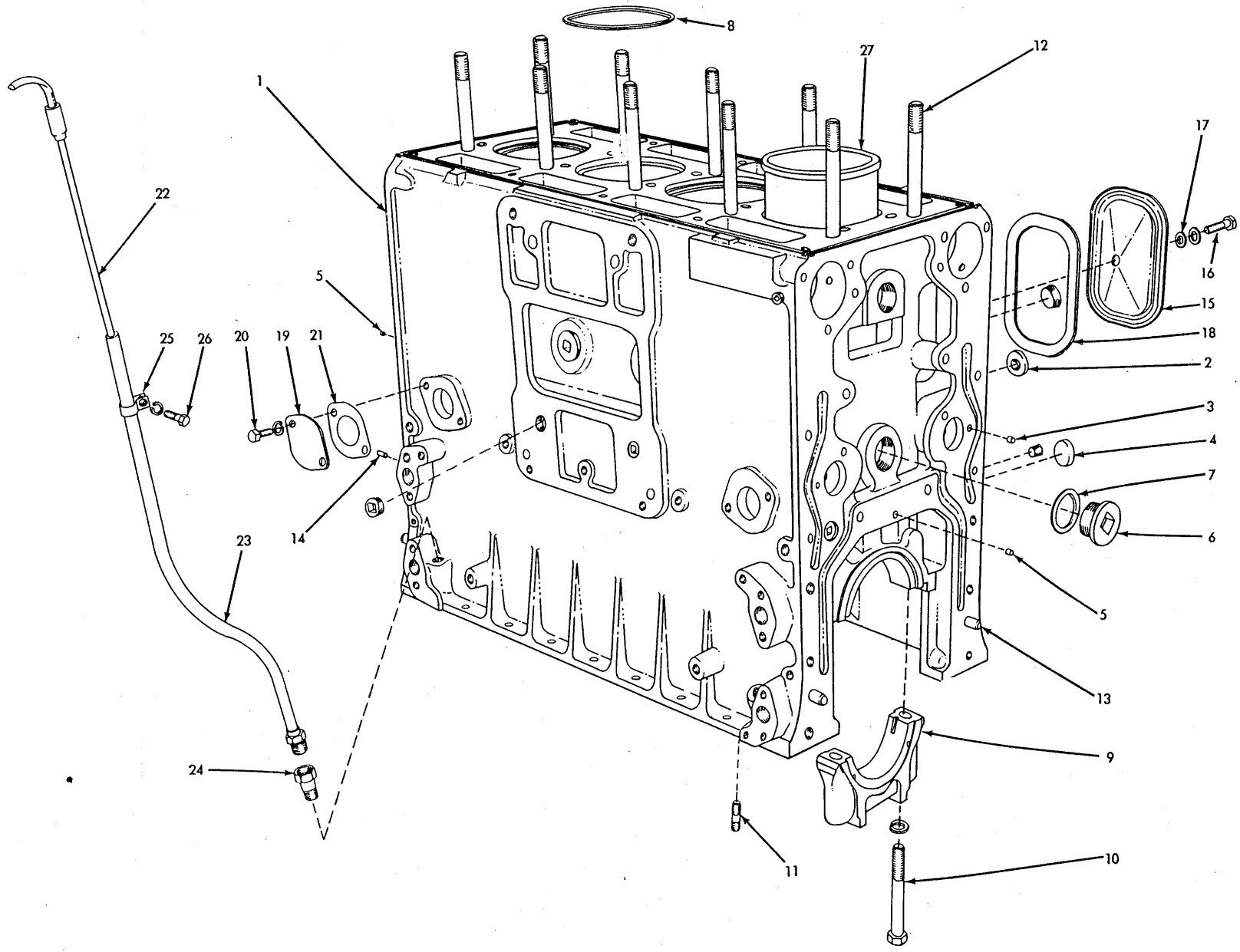
## ALPHABETICAL INDEX

Air Cleaner . . . . .	57	Injector . . . . .	48
Air Heater . . . . .	59	Injector Control . . . . .	47
Air Pre-Cleaner Extension . . . . .	181	Instruments . . . . .	157
Balance Shaft . . . . .	16	Lights and Wiring . . . . .	158
Batteries and Cables . . . . .	161, 163	Main Bearings . . . . .	9
Battery Boxes . . . . .	137, 139, 141	Main Frame . . . . .	120
Bevel Gear and Shaft . . . . .	107	Muffler . . . . .	43
Blower . . . . .	55	Numerical Index . . . . .	204
Blower Drive . . . . .	53	Odometer . . . . .	197
Bottom Guards . . . . .	195	Oil Cooler . . . . .	28
Brakes . . . . .	117	Oil Filters . . . . .	21, 23, 25
Bumpers . . . . .	121	Oil Pan . . . . .	20
Cab . . . . .	193	Oil Pressure Regulator . . . . .	29
Camshaft . . . . .	16	Oil Pump . . . . .	27
* Connecting Rod . . . . .	11	Painting and Marking . . . . .	153
Cowl . . . . .	149	Piston . . . . .	11
Crankcase Guard . . . . .	120, 195	Power Pulley . . . . .	171
Crankshaft and Flywheel . . . . .	9	Power Take-Off . . . . .	173, 175
Cylinder Block . . . . .	7	Primer . . . . .	60
Cylinder Block Front Covers . . . . .	18	Radiator . . . . .	69
Cylinder Head . . . . .	12	Radiator Curtain . . . . .	188
Cylinder Liner . . . . .	11	Radiator Screens . . . . .	69, 185
Drawbar . . . . .	152	Radiator Shell . . . . .	151
Engine and Mounting . . . . .	5	Rear Fenders . . . . .	145, 146, 147
Engine Breathing Pipe . . . . .	47	Rear Flood Light . . . . .	182
Engine Clutch and Housing . . . . .	77	Rigid Beam . . . . .	123
Engine Clutch Control . . . . .	85	Rocker Cover . . . . .	12
Engine Controls . . . . .	65, 67	Seat . . . . .	137, 139, 141
Engine Pre-Heater . . . . .	179	Service Kits . . . . .	199
Engine Side Screens . . . . .	186	Special Attachments . . . . .	171 thru 198
Equalizing Spring . . . . .	122	Starter . . . . .	165
Fan . . . . .	71	Steering Clutch and Final Drive Housing . . . . .	105
Fan Belt Tightening Idler . . . . .	75	Steering Clutches . . . . .	109
Final Drive . . . . .	112 thru 116	Steering Clutch Control . . . . .	111
Floor . . . . .	143, 144	Street Plate . . . . .	177
Flywheel Housing . . . . .	19	Tail Light . . . . .	183
Front Fenders . . . . .	151	Throttle Control . . . . .	65, 67
Fuel Filters . . . . .	33, 35, 39, 40	Timing Gears . . . . .	9, 16, 17, 53
Fuel Manifolds . . . . .	41	Tools . . . . .	169
Fuel Pump . . . . .	41	Track . . . . .	135
Fuel Tank and Lines . . . . .	30, 31, 32	Track Idler . . . . .	129
Fuel Tank and Seat Guard . . . . .	189	Track Release . . . . .	127
Gear Shift . . . . .	97, 101	Track Supporting Roller . . . . .	126
Generator . . . . .	166, 167	Transmission . . . . .	88 thru 95
Governor . . . . .	45	Truck Frame . . . . .	125
Grille Screen . . . . .	185	Truck Frame Guards . . . . .	125, 198
Heavy Radiator Guard . . . . .	191	Truck Wheels . . . . .	131, 133
Hood . . . . .	149, 181	Universal Joint . . . . .	86
Hood Side Plates . . . . .	187	Valve Mechanism . . . . .	15
Hour Meter . . . . .	184	Water Manifold . . . . .	74
Idler Gear . . . . .	17	Water Pump . . . . .	73
* Conversion Tables . . . . .	213		



ITEM	PART NUMBER	QTY.	DESCRIPTION	KIT NUMBER
1	059266	1	ENGINE ASSEMBLY (with 55mm Injectors)(Not used on Model HD9G tractors after #2697)	
	079987	1	ENGINE ASSEMBLY (with 70mm Injectors)(Used on Model HD9G tractors #2698 and up)	
NOTE: Each engine listed above includes blower, governor, fuel fuel pump and water pump but does not include air cleaner, fan, fuel filters, oil filter, generator, starting motor or muffler.				
2	073884	1	BLOCK, spacing, drain tube clip	
3	069031	1	TUBE, air box drain	
	915369	1	ELBOW, Sealastic, 90°, 3/8" tube, 1/4"NPT male	
	918325	1	NUT, Sealastic fitting, 3/8" tube	
	915367	1	RING, Sealastic fitting, 3/8" tube (Includes FERRULE)	
4	043030	1	CLIP, air box drain tube	
5	040011	1	CAPSCREW, 7/16"NC x 1-1/2"	
	904207	1	LOCKWASHER, 7/16"	
6	069483	2	BRACKET, engine supporting, rear	
	035190	8	CAPSCREW, 1/2"NC x 1-1/2"	
	035892	4	CAPSCREW, 1/2"NF x 2-1/2"	
	911043	4	NUT, 1/2"NF	
9	904208	12	LOCKWASHER, 1/2"	
	013467	2	CAPSCREW, front mounting (5/8"NF x 3")(Tractors #1518 and up)	
	904209	2	LOCKWASHER, 5/8"	
	911044	2	NUT, 5/8"NF	
NOTE: Items 10 thru 14 comprise the EARLY TYPE FRONT MOUNTING as used on tractors prior to serial No. 1518.				
10	065341	1	SUPPORT ASSEMBLY, engine, front (Includes items 13 and 14)	
11	043576	4	CAPSCREW, 1/2"NF x 3-3/4"	
	911043	4	NUT, 1/2"NF	
	904208	4	LOCKWASHER, 1/2"	
12	5166864	1	RING, cushion (rubber)	
13	-----	1	CAP, front engine support (Not serviced. Order item 10)	
14	053323	2	CAPSCREW, 7/16"NC x 2-3/4"	
	904207	2	LOCKWASHER, 7/16"	

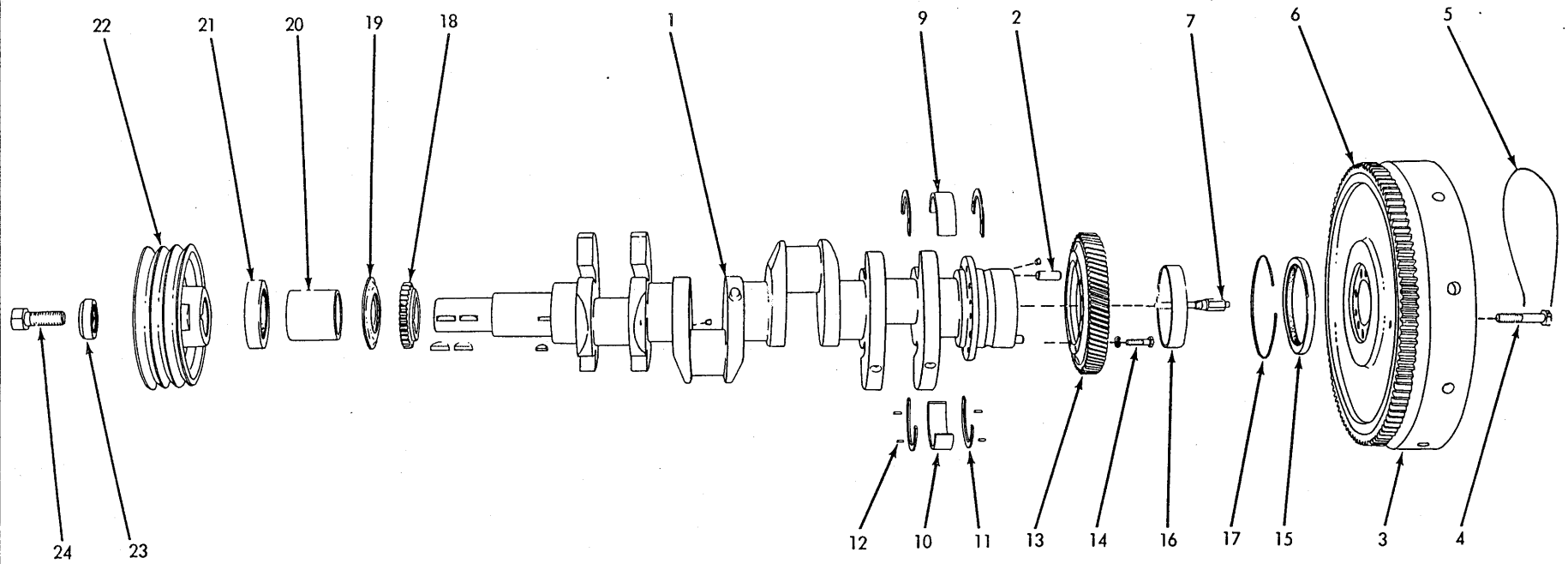




CYLINDER BLOCK

CYLINDER BLOCK

ITEM	PART NUMBER	QTY.	DESCRIPTION	KIT NUMBER
1	5193108	1	BLOCK ASSEMBLY, cylinder (Includes items 2 thru 14, and all PLUGS indented below)(When required for engines prior to #4A-19529 also order 1 GASKET SET 5193117 and 3 BOLTS 5183584)	
	910230	9	PLUG, pipe, slotted-hd., 1/8"NPT (13 used on engines prior to #4A-19529)	
	911081	6	PLUG, pipe, slotted-hd., 1/4"NPT	
	904260	1	PLUG, pipe, ctsk-hd., 3/8"NPT	
	904223	4	PLUG, pipe, ctsk-hd., 1/2"NPT	
	904224	2	PLUG, pipe, ctsk-hd., 3/4"NPT	
	901666	6	PLUG, pipe, ctsk-hd., 1"NPT	
2	5154082	1	PLUG, plain, cylinder block (1-1/4" diam., 1/4"NPT hole)	
3	5154319	3	PLUG, plain, cylinder block (1/4" diam., 5/16" long)	
4	5150014	1	PLUG, cup, cylinder block (1-1/4" diam.)	
5	5150130	2	PLUG, cup, cylinder block (5/16" diam.)	
6	5178998	4	PLUG, cylinder block	
7	5178997	4	GASKET, cylinder block plug	
8	5184484	4	INSERT, cylinder liner supporting (Started with engine #4A-19529)	
9	5158674	5	CAP, main bearing	
10	5152149	10	BOLT (5/8"NC x 4-3/4")	
	904209	10	LOCKWASHER, 5/8"	
11	-----	2	STUD, oil pump attaching (Not used on HD9. Remove and discard)	
12	-----	10	STUD, cylinder head (See CYLINDER HEAD)	
13	-----	4	PIN, dowel (See FLYWHEEL HOUSING and CYLINDER BLOCK FRONT COVERS)	
14	-----	4	PIN, dowel, rear main bearing thrust washer (See CRANKSHAFT AND FLYWHEEL)	
15	5153117	4	COVER, handhole (1 less used on tractors equipped with Air Heater System)	
16	5153139	3	BOLT, front covers (3/8"NC x 2-1/4")(1 more used on tractors equipped with Heavy-Duty Oil Filter)	
	065044	1	STUD, rear cover (3/8"NC x 3/8"NF x 3-7/8")(Also attaches oil filter bracket. Not used with Heavy-Duty Filter)	
	911041	1	NUT, 3/8"NF (rear cover stud)	
	911115	4	WASHER, plain, SAE std., 3/8"	
17	040400	4	GASKET (copper) . . . . .	058037 074689
18	5150020	4	GASKET, handhole cover . . . . .	058037 074689
19	5150023	1	COVER, water hole	
20	045312	2	CAPSCREW, 5/16"NC x 3/4"	
	904205	2	LOCKWASHER, 5/16"	
21	5150024	1	GASKET, water hole cover . . . . .	058037 074689
22	5174694	1	DIPSTICK, oil level	
23	5151893	1	TUBE ASSEMBLY, oil level dipstick (Includes NUT)	
24	5151430	1	ADAPTER, oil level dipstick	
25	041919	1	CLIP, oil level dipstick tube	
26	065917	1	CAPSCREW, 5/16"NF x 1/2"	
	904205	1	LOCKWASHER, 5/16"	
27	-----	4	LINER, cylinder (See PISTON AND CONNECTING ROD)	

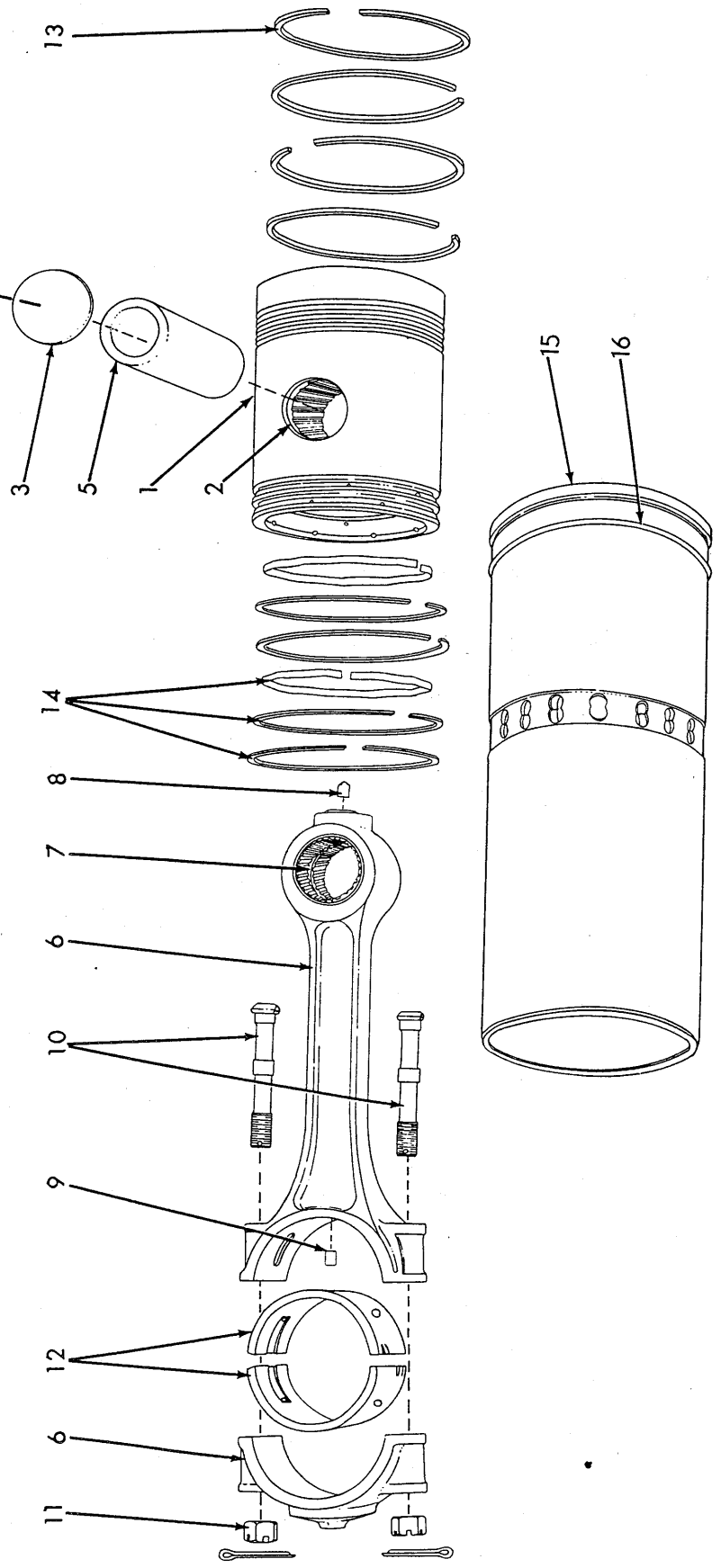


CRANKSHAFT AND FLYWHEEL

CRANKSHAFT AND FLYWHEEL

ITEM	PART NUMBER	QTY.	DESCRIPTION	KIT NUMBER
1	5182941	1	CRANKSHAFT ASSEMBLY (Includes 3 PLUGS 910230 and item 2)	
	910230	4	PLUG, pipe, slotted-hd., 1/8"NPT	
2	5177528	2	PIN, dowel, flywheel to crankshaft	
3	5153782	1	FLYWHEEL ASSEMBLY (Includes item 6)	
4	5150454	6	BOLT (2-7/8" long)	
5	023633	3	WIRE, locking (1/16" x 12")	
6	5153779	1	GEAR, flywheel ring	
7	079667	1	WICK ASSEMBLY, oiling, clutch shaft bearing	
9	5179631	5	SHELL, main bearing, upper (standard size) . . . . .	052676
	5192880	5	SHELL, main bearing, upper (.002" undersize)	
	5192884	5	SHELL, main bearing, upper (.010" undersize). . . . .	052677
	5192888	5	SHELL, main bearing, upper (.020" undersize). . . . .	052678
	5192892	5	SHELL, main bearing, upper (.030" undersize). . . . .	052679
10	5179630	5	SHELL, main bearing, lower (standard size). . . . .	052676
	5192879	5	SHELL, main bearing, lower (.002" undersize)	
	5192883	5	SHELL, main bearing, lower (.010" undersize). . . . .	052677
	5192887	5	SHELL, main bearing, lower (.020" undersize). . . . .	052678
	5192891	5	SHELL, main bearing, lower (.030" undersize). . . . .	052679
11	5159353	4	WASHER, thrust, rear main bearing (Half only. Standard size). . .	052676, 77 052678, 79
	5160542	4	WASHER, thrust, rear main bearing (Half only - .005" oversize)	
12	040398	4	PIN, dowel, rear main bearing thrust washer (brass). . . . .	052676, 77 052678, 79
13	5173330	1	GEAR, crankshaft (78 teeth)	
14	5150271	6	BOLT (3/8"NF x 1-3/16")	
	904206	6	LOCKWASHER, 3/8"	
15	5178989	1	SEAL, oil, rear (4-11/16" shaft diam. Original equipment)	
	5192776	1	SEAL, oil, rear (4-13/16" shaft diam. For use when crankshaft is too worn to permit use of standard SEAL 5178989. Also order SLEEVE 5192775 to make initial installation)	
16	5193413	1	SLEEVE, crankshaft (Provides new seal surface for worn crankshafts. Requires use of SEAL 5192776)	
17	5192496	-	SPACER, oil seal (Use as required behind SEAL 5178989 when crankshaft has groove worn too deep to allow seal to function in its normal position)	
18	-----	1	GEAR, oil pump driving (See OIL PUMP)	
	-----	1	KEY, #9 woodruff, 3/16" x 3/4"	
19	5150174	1	SLINGER, oil, front	
20	5151420	1	SPACER, front oil seal	
21	5151392	1	SEAL, oil, front	
22	069472	1	PULLEY, crankshaft	
	911201	2	KEY, #E woodruff, 3/8" x 1-1/4"	
23	053669	1	WASHER, pulley retaining	
24	073468	1	CAPSCREW, crankshaft (1"NF x 2-1/2")	

EARLY UNITS ONLY  
4



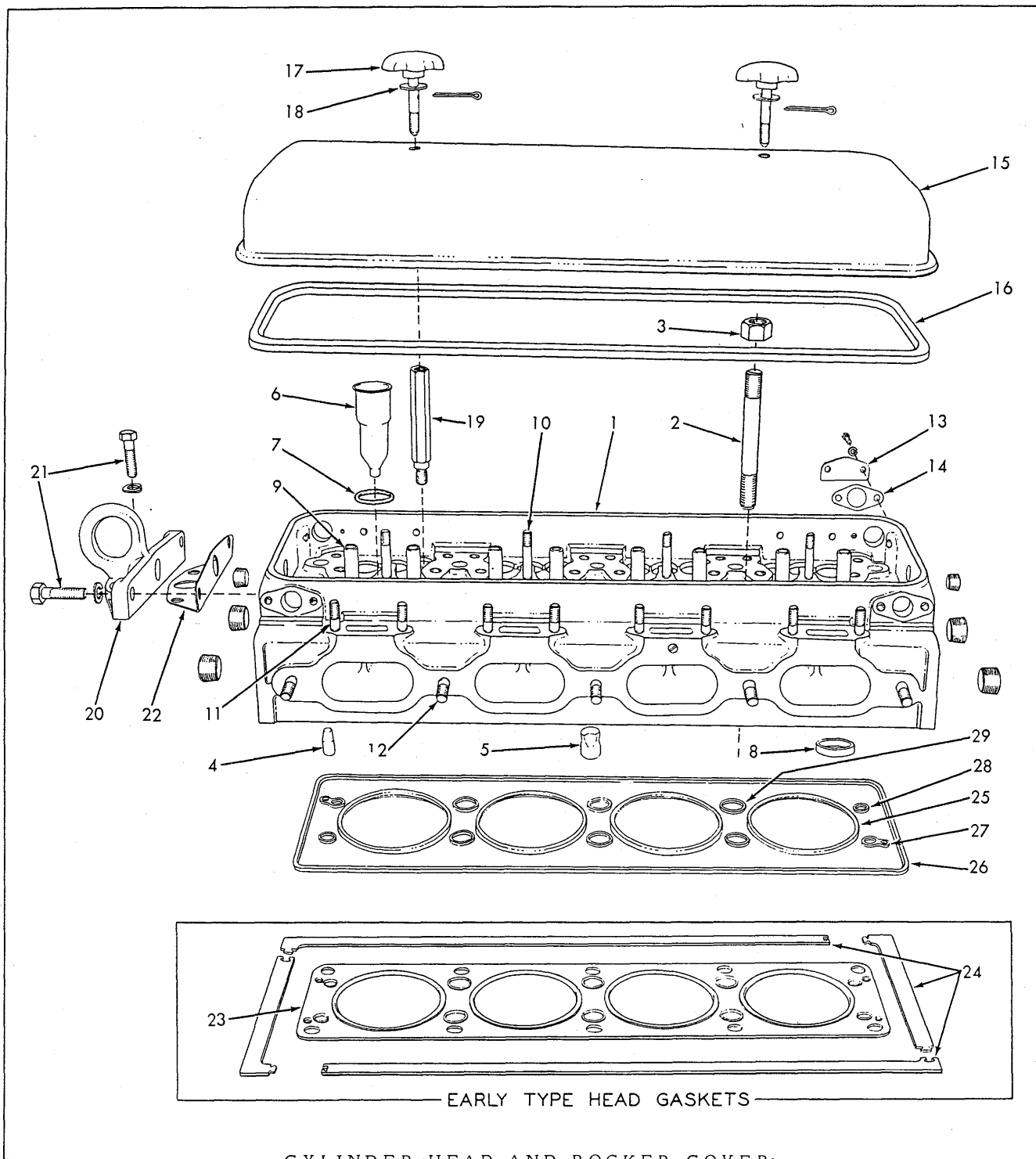
PISTON, CONNECTING ROD AND CYLINDER LINER

PISTON, CONNECTING ROD AND CYLINDER LINER

ITEM	PART NUMBER	QTY.	DESCRIPTION	KIT NUMBER
1	5189054	4	PISTON ASSEMBLY (Includes items 2 and 3)	5194496
2	-----	8	BUSHING, piston (Not serviced separately)	
3	5153592	8	RETAINER, piston pin (Standard)	} Engines prior to #4A-44397
	5192497	8	RETAINER, piston pin (.010" oversize)	
	5188405	8	RETAINER, piston pin (expansion drive-in type)(Effective with engine #4A-44397)	
4	5153562	8	RING, snap, piston pin retainer (Engines prior to #4A-44397)	
5	5188406	4	PIN, piston	5194496
6	5154332	4	ROD ASSEMBLY, connecting (Includes items 7 thru 11)	
7	5157274	8	BUSHING, connecting rod	
8	5150140	4	NOZZLE, spray, connecting rod	
9	5154360	4	ORIFICE, connecting rod	
10	5150094	8	BOLT, connecting rod	
11	5150095	8	NUT	
	900801	8	PIN, cotter, 3/32" x 3/4"	
12	5179632	8	SHELL, connecting rod bearing (Standard size)	
	5192881	8	SHELL, connecting rod bearing (.002" undersize)	
	5192885	8	SHELL, connecting rod bearing (.010" undersize)	
	5192889	8	SHELL, connecting rod bearing (.020" undersize)	
	5192893	8	SHELL, connecting rod bearing (.030" undersize)	
13	5185325	16	RING, compression	5193477
14	5179836	8	RING, oil control (3-piece type)	5193477
15	5188868	4	LINER, cylinder	5194496
16	2190595	-	SHIM, cylinder liner (.0015" thick. Use as req'd)	
	5192226	-	SHIM, cylinder liner (.003" thick. Use as req'd)	

NOTE: In view of the removable-sleeve construction of these engines, oversize pistons or rings are not supplied. When appreciable wear occurs, new standard size parts should be installed.

Oversize piston pins are not available. New standard size pins and bushings should be installed when appreciable wear occurs.



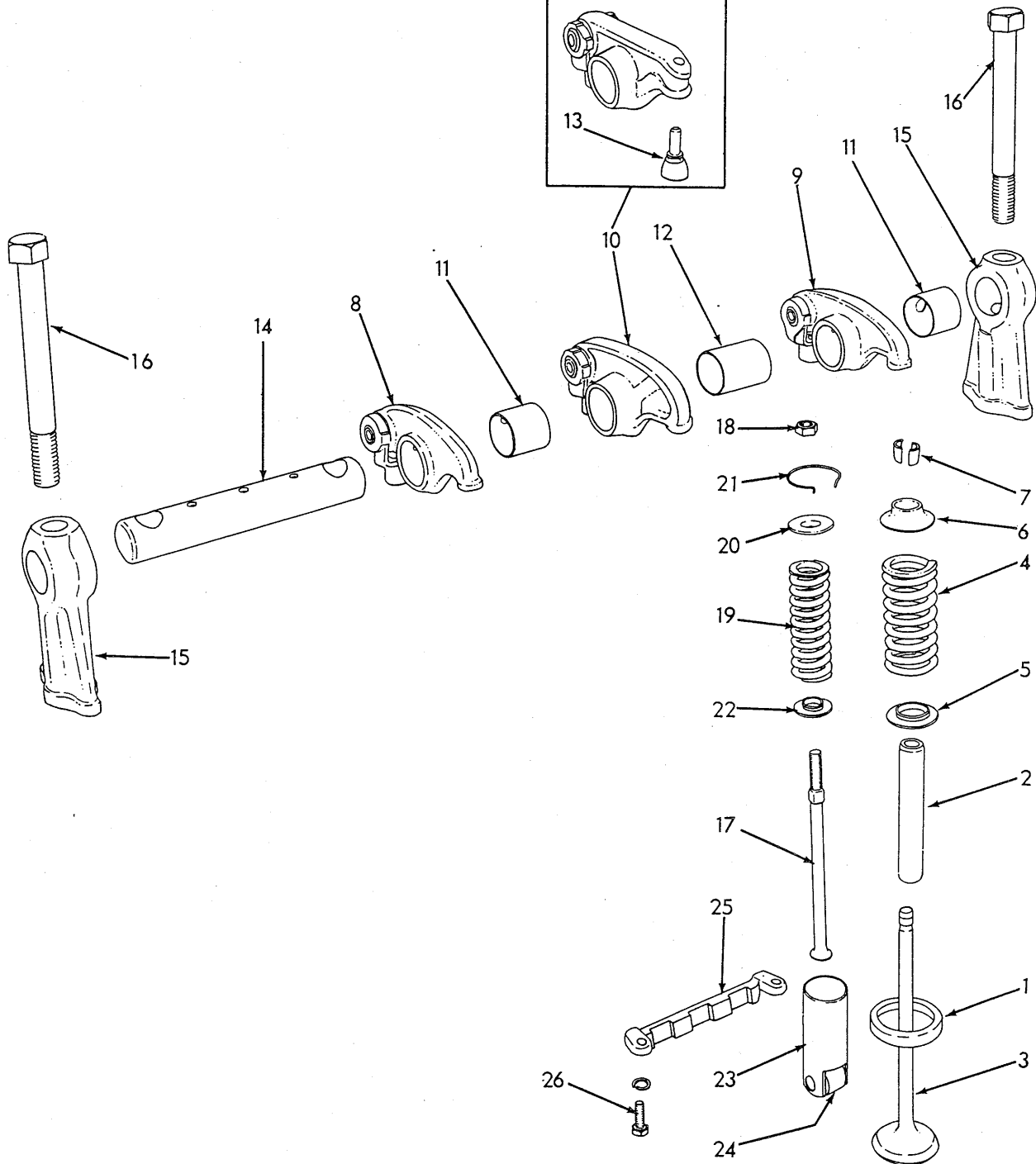
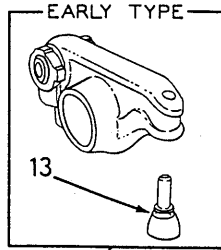
ITEM	PART NUMBER	QTY.	DESCRIPTION	KIT NUMBER
1	5185343	1	HEAD ASSEMBLY, cylinder (Includes items 4 thru 12 and PLUGS indented below)(For use with 30° valves. When required for engines prior to #4A-19529 also order 8 VALVE KITS 5193198)	
	904260	2	PLUG, pipe, ctsk-hd., 3/8"NPT	
	904224	4	PLUG, pipe, ctsk-hd., 3/4"NPT	
2	5151159	10	STUD (5/8"NC x 5/8"NF x 5-3/4")(Engines prior to #4A-19529)	
	5183329	10	STUD (5/8"NC x 5/8"NF x 6-3/8")(Engines #4A-19529 and up)	
3	5150013	10	NUT (5/8"NF)	
4	5172874	4	NOZZLE, water, single jet	

(Continued)

CYLINDER HEAD AND ROCKER COVER (Continued)

ITEM	PART NUMBER	QTY.	DESCRIPTION	KIT NUMBER
5	5172875	6	NOZZLE, water, double jet	
6	5150041	4	TUBE, injector hole	
7	5160037	4	PACKING, injector hole tube	
8	-----	8	INSERT, exhaust valve (See VALVE MECHANISM)	
9	-----	8	GUIDE, exhaust valve (See VALVE MECHANISM)	
10	-----	4	STUD, injector clamp (See FUEL INJECTOR)	
11	-----	8	STUD, water manifold (See WATER MANIFOLD)	
12	-----	5	STUD, exhaust manifold (See MUFFLER)	
13	5150268	3	COVER, cylinder head hole	
	905655	6	CAPSCREW, 1/4"NC x 1/2"	
	904204	6	LOCKWASHER, 1/4"	
14	5150269	3	GASKET, hole cover . . . . .	058037, 39 074689 5193117
15	5178406	1	COVER, rocker	
16	5150328	1	GASKET, rocker cover . . . . .	058037, 39 074689 5193117
17	5157194	2	BOLT, rocker cover retaining	
	900806	2	PIN, cotter, 1/8" x 1"	
18	5150333	2	WASHER, rocker cover retaining bolt	
19	5157192	2	STUD, rocker cover retaining bolt	
20	5150050	1	BRACKET, engine lifting, front	
21	040011	4	CAPSCREW, 7/16"NC x 1-1/2"	
	904207	4	LOCKWASHER, 7/16"	
22	5150052	1	GASKET, engine lifting bracket . . . . .	058037, 39 074689 5193117
			NOTE: Items 23 and 24 comprise the EARLY TYPE HEAD GASKET ARRANGEMENT as used on engines prior to serial No. 4A-19529.	
23	5150044	1	GASKET, cylinder head . . . . .	058037, 39
24	5192919	1	GASKET SET, oil, cylinder head (4 pieces) . . . . .	058037, 39
			NOTE: Items 25 thru 29 comprise the LATE TYPE HEAD GASKET ARRANGEMENT as used on engines serial No. 4A-19529 and up.	
25	5183330	4	GASKET, cylinder (metal) . . . . .	074689 5193117
26	5183476	1	RING, cylinder head oil seal (rubber) . . . . .	074689 5193117
27	5183305	2	GASKET, water and oil holes (rubber) . . . . .	074689 5193117
28	5186577	2	RING, end water hole (rubber) . . . . .	074689 5193117
29	5186579	6	RING, water hole (rubber) . . . . .	074689 5193117

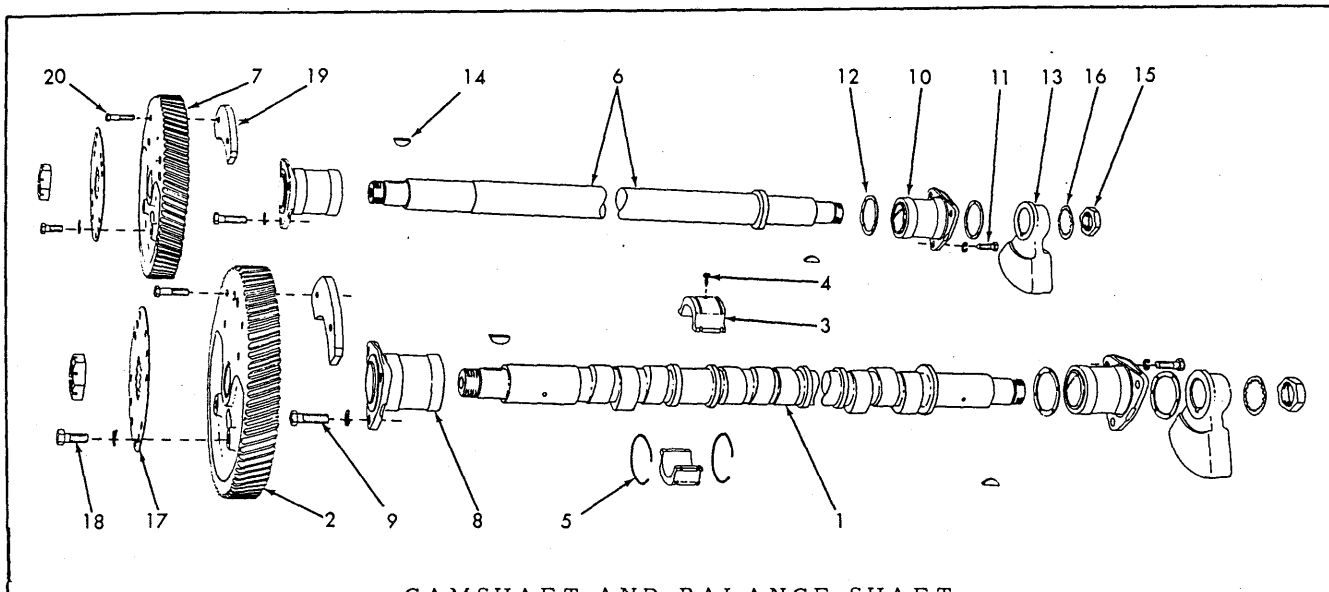




VALVE MECHANISM

VALVE MECHANISM

ITEM	PART NUMBER	QTY.	DESCRIPTION	KIT NUMBER
1	5178540	8	INSERT, exhaust valve (45° seat)(Used on engines prior to #4A-19529)	
	5185326	8	INSERT, exhaust valve (30° seat)(Started with engine #4A-19529)	
2	5178590	8	GUIDE, exhaust valve (Standard size)	
	5192717	8	GUIDE, exhaust valve (.016" oversize on O.D. Use for replacement of loose guides. Requires that cylinder head be reamed)	
3	5194829	8	VALVE KIT, exhaust (One 45° VALVE and 2 LOCKS 069171)(Used on engines prior to #4A-19529)	
	5193666	8	VALVE KIT, exhaust (One 30° VALVE and 2 LOCKS 069171)(Started with engine #4A-19529)	
4	5150289	8	SPRING, exhaust valve	
5	5150292	8	SEAT, valve spring	
6	5150291	8	CAP, valve spring	
7	069171	16	LOCK, valve spring cap	
8	5150304	4	ARM ASSEMBLY, valve rocker, left (Includes item 11. Clevis parts are not serviced separately)	
9	5150305	4	ARM ASSEMBLY, valve rocker, right (Includes item 11. Clevis parts are not serviced separately)	
10	5179954	4	ARM ASSEMBLY, injector rocker (Includes item 12)	
11	5150310	8	BUSHING, valve rocker arm (large)	
12	5150318	4	BUSHING, injector rocker arm (large)	
13	5150319	4	BALL ASSEMBLY, injector rocker arm (1BALL, 1 SEAT)(Engines prior to #4A-29209)	
14	5150322	4	SHAFT, rocker	
15	5150324	8	BRACKET, rocker shaft	
16	5150325	8	BOLT (1/2"NC x 4-1/4", drilled for oil passage)	
17	5150299	12	ROD, push	
18	5151601	12	NUT, push rod locking (5/16"NF)	
19	5186858	12	SPRING, camshaft follower	
20	5150302	12	SEAT, camshaft follower spring, upper	
21	5150303	12	RETAINER, camshaft follower spring upper seat	
22	5150300	12	SEAT, camshaft follower spring, lower	
23	5159837	12	FOLLOWER ASSEMBLY, camshaft (Includes ROLLER and PIN. Also see item 24)	
24	5190348	12	ROLLER KIT, camshaft follower (Each consists of 1 ROLLER and 1 PIN. Roller BUSHING is not serviced separately)	
25	5150298	4	GUIDE, camshaft follower roller	
26	034964	8	CAPSCREW, 1/4"NC x 3/4"	
	904204	8	LOCKWASHER, 1/4"	

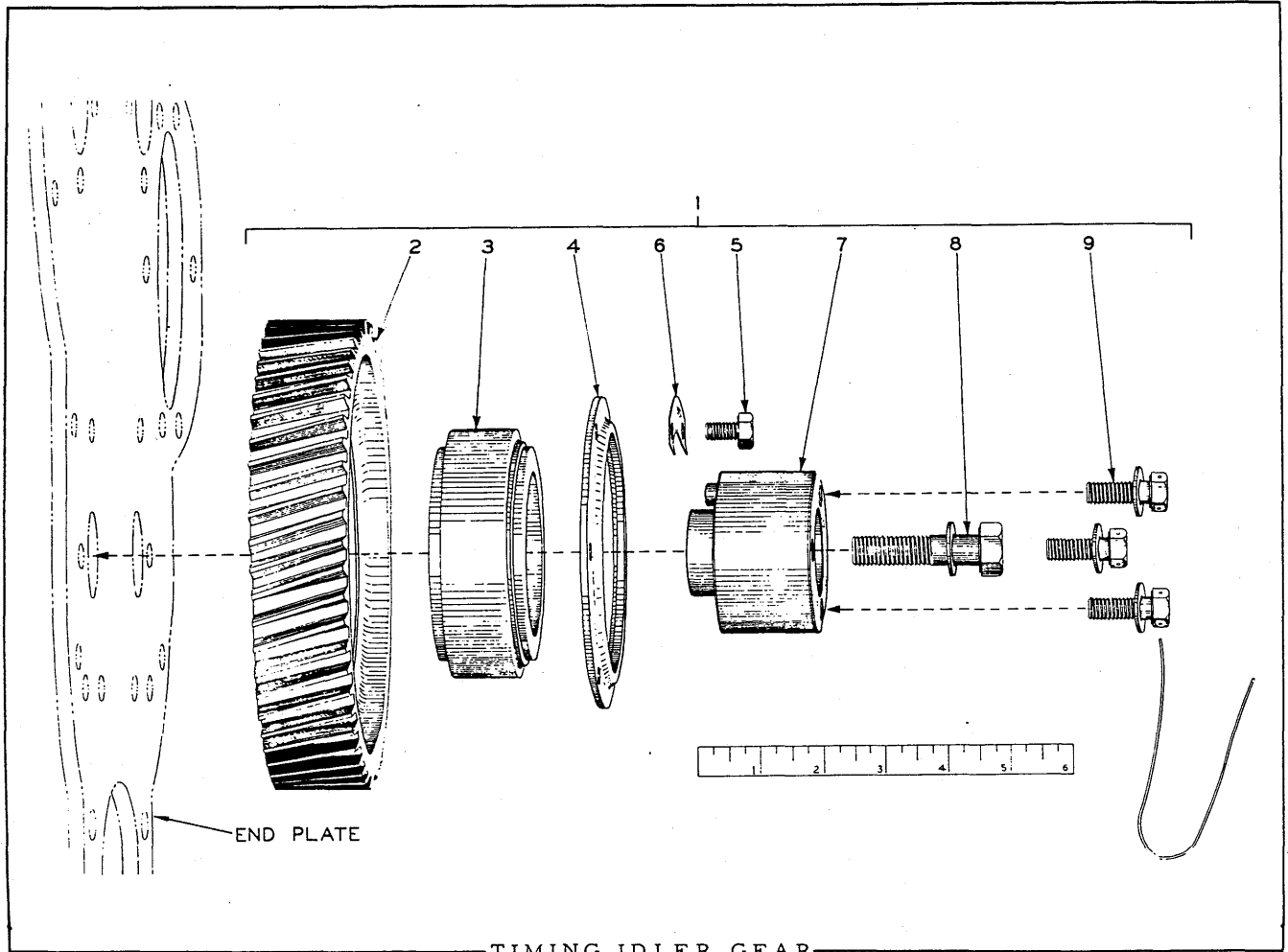


ITEM	PART NUMBER	QTY.	DESCRIPTION	KIT NUMBER
1	5179951	1	CAMSHAFT	
2	5176457	1	GEAR, camshaft (78 teeth)	
3	5193125	3	BEARING SET, intermediate (Standard size)	Each consists of two half-bearings
	5184171	3	BEARING SET, intermediate (.010" undersize)	
4	5150027	3	BOLT, locking, intermediate bearing (15/32" long)(Used prior to engine #4A-19529)	
	5183584	3	BOLT, locking, intermediate bearing (23/32" long)(Started with engine #4A-19529)	
5	5150026	6	RING, retaining, intermediate bearing	
6	5158672	1	SHAFT, balance	
7	5176458	1	GEAR, balance shaft (78 teeth)	
NOTE: Each BEARING ASSEMBLY listed below includes bronze bushings which are not serviced separately.				
8	5158922	2	BEARING ASSEMBLY, rear end (standard size)	
	5192589	2	BEARING ASSEMBLY, rear end (.010" undersize)	
	5192590	2	BEARING ASSEMBLY, rear end (.020" undersize)	
9	013058	6	CAPSCREW, 3/8"NC x 1-1/4"	
	904206	6	LOCKWASHER, 3/8"	
10	5158922	2	BEARING ASSEMBLY, front end (standard size)	
	5192589	2	BEARING ASSEMBLY, front end (.010" undersize)	
	5192590	2	BEARING ASSEMBLY, front end (.020" undersize)	
11	013058	6	CAPSCREW, 3/8"NC x 1-1/4"	
	904206	6	LOCKWASHER, 3/8"	
12	5158917	4	WASHER, thrust (Standard size)(1-5/8" I.D. Original equipment)	
	5111424	4	WASHER, thrust (Standard size)(1-11/16" I.D. Service replacement for use with new thick-wall bushings in item 5 BEARINGS)	
	5192232	4	WASHER thrust (.010" oversize)	
13	5153001	2	WEIGHT, balance, front	
14	5153914	4	KEY, woodruff	
15	5150087	4	NUT (1-1/8"NF)	
16	5177769	2	LOCKWASHER, internal teeth, 1-1/8" (front nut only)	

(Continued)

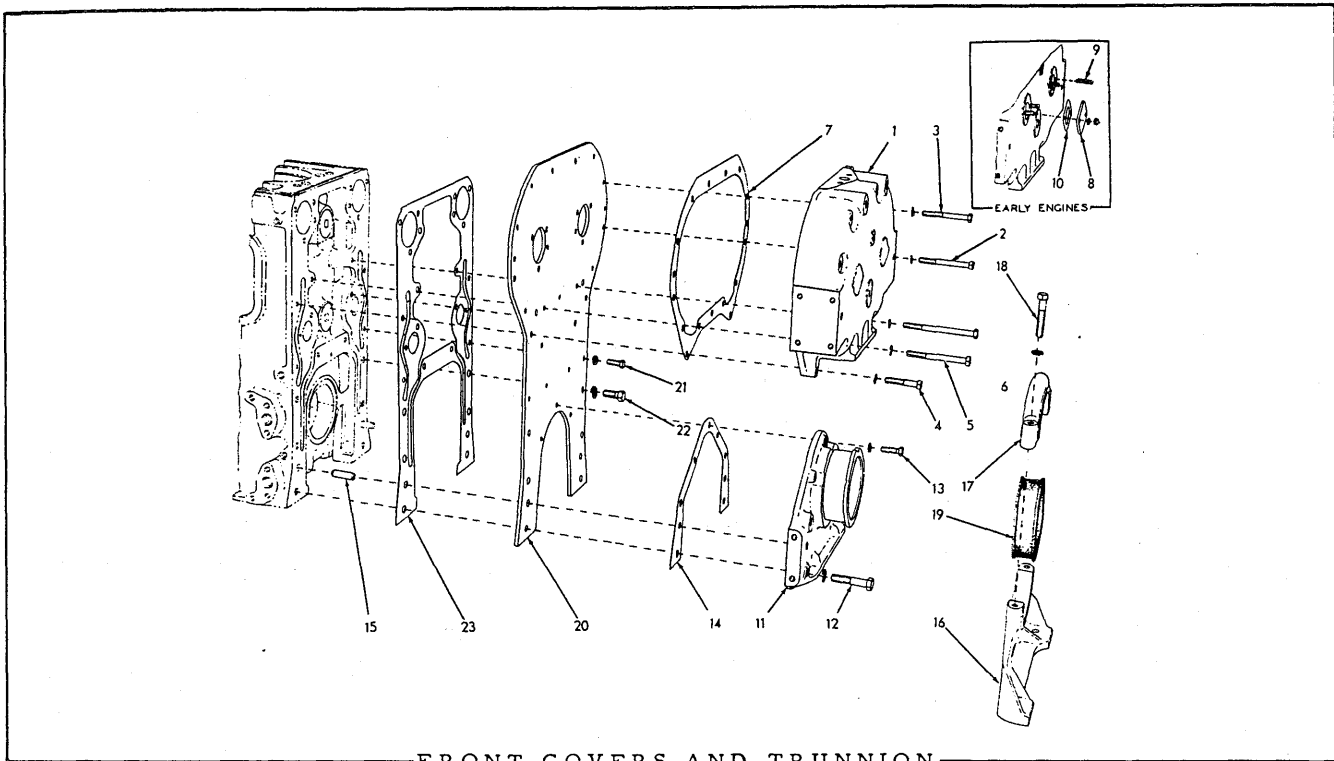
CAMSHAFT AND BALANCE SHAFT (Continued)

ITEM	PART NUMBER	QTY.	DESCRIPTION	KIT NUMBER
17	5172734	2	RETAINER, rear nut	
18	036034	8	CAPSCREW, 3/8"NF x 1"	
	904206	8	LOCKWASHER, 3/8"	
19	5172346	2	WEIGHT, balance, rear	
20	U-3188	4	CAPSCREW, 3/8"NF x 1-1/2"	



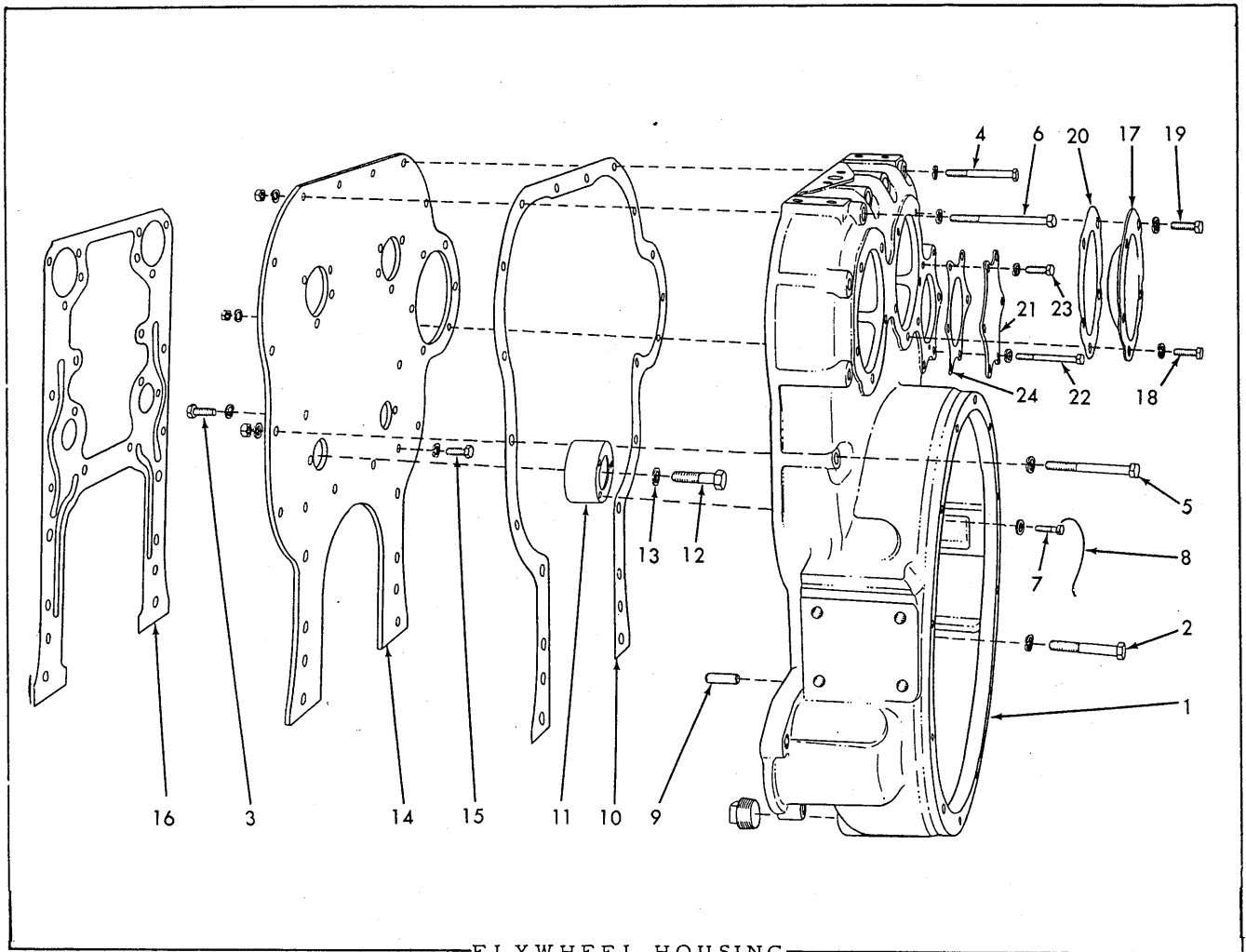
TIMING IDLER GEAR

ITEM	PART NUMBER	QTY.	DESCRIPTION	KIT NUMBER
1	5192569	1	GEAR ASSEMBLY (Consists of items 2 thru 9)	
2	5176995	1	GEAR (68 teeth, left helix)	
3	7450205	1	BEARING, roller	
4	5176998	1	RETAINER, roller bearing	
5	065917	6	CAPSCREW, 5/16"NF x 1/2"	
6	5176999	3	LOCK, capscrew	
7	5176996	1	HUB ASSEMBLY, idler gear (Includes dowel PIN)	
8	AM-8801	1	CAPSCREW, 1/2"NC x 2"	
	5167714	1	WASHER, plain	
9	-----	3	CAPSCREWS, attaching, flywheel housing	} See FLYWHEEL HOUSING
	-----	3	WASHERS, plain	
	-----	1	WIRE, locking	



FRONT COVERS AND TRUNNION

ITEM	PART NUMBER	QTY.	DESCRIPTION	KIT NUMBER
1	5187201	1	COVER, balance weight	
2	042265	2	CAPSCREW, 3/8"NF x 3-1/4"	
3	041913	9	CAPSCREW, 3/8"NF x 2-7/8"	
4	041914	2	CAPSCREW, 3/8"NC x 1-7/8"	
5	041915	1	CAPSCREW, 3/8"NC x 3-1/2"	
6	082937	1	CAPSCREW, 3/8"NC x 4-1/2" (also attaches by-pass tube clip)	
	904206	15	LOCKWASHER, 3/8"	
7	5150071	1	GASKET, balance weight cover . . . . .	058037 074689
8	5155815	2	COVER, hole (Used prior to engine #4A-34863 only)	
9	5155831	4	STUD (5/16"NF x 5/16"NC x 1-3/16")	
	913636	4	NUT, 5/16"NF	
	904205	4	LOCKWASHER, 5/16"	
10	5155816	2	GASKET, hole cover (Used prior to engine #4A-34863 only). . . . .	074689
11	5179614	1	COVER ASSEMBLY, crankshaft, front (Includes OIL SEAL 5151392)	
12	035712	4	CAPSCREW, 1/2"NC x 2-1/4"	
	904208	4	LOCKWASHER, 1/2"	
13	913014	3	CAPSCREW, 3/8"NF x 1-1/8"	
	904206	3	LOCKWASHER, 3/8"	
14	5150181	1	GASKET, crankshaft front cover . . . . .	058037 074689
15	5151576	2	PIN, dowel, crankshaft front cover	
			NOTE: Items 16 thru 19 comprise the LATE TYPE ENGINE MOUNTING as used on tractors serial No. 1518 and up. See page 5 for EARLY TYPE MOUNTING.	
16	5191477	1	SUPPORT ASSEMBLY, front trunnion (Includes items 17 and 18)	
17	-----	1	CAP, front trunnion support (Not serviced. Order item 16)	
18	047558	2	CAPSCREW, 7/16"NC x 2-1/4"	
	904207	2	LOCKWASHER, 7/16"	
19	5166864	1	RING, cushion, front trunnion (rubber)	
20	5152878	1	PLATE, end, cylinder block	
	035439	6	CAPSCREW, 3/8"NC x 1" (1 less used on tractors equipped with ventilated generator)	
21	041915	1	CAPSCREW, 3/8"NC x 3-1/2" (Used only on tractors equipped with ventilated generator)	
22	035220	2	CAPSCREW, 1/2"NC x 1-1/8"	
	904206	6	LOCKWASHER, 3/8"	
	904208	2	LOCKWASHER, 1/2"	
23	5177798	1	GASKET, cylinder block end plate . . . . .	058037 074689



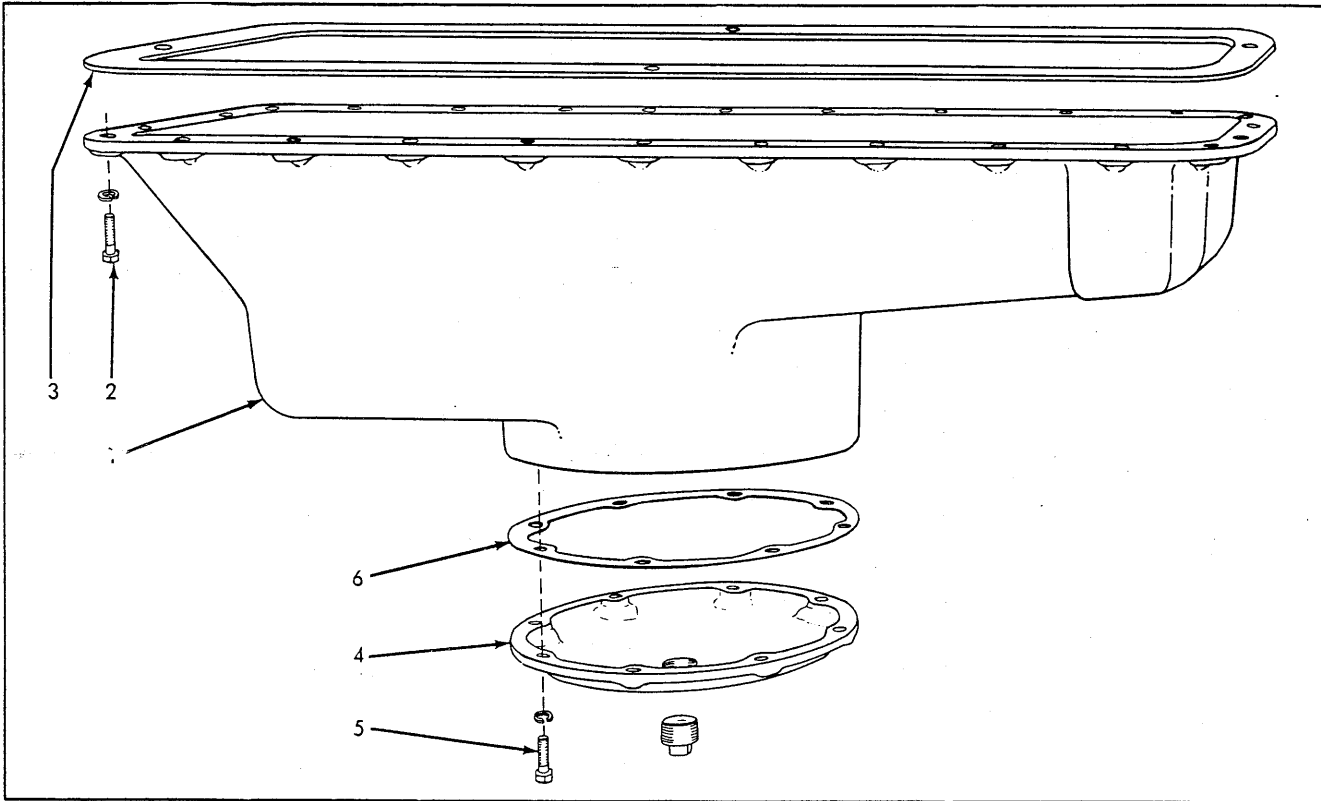
FLYWHEEL HOUSING

ITEM	PART NUMBER	QTY.	DESCRIPTION	KIT NUMBER
1	5184547	1	HOUSING ASSEMBLY, flywheel (Includes PLUG 912726 and crank-shaft SEAL 5178989)	
	912726	1	PLUG, pipe, 3/4"NPT	
2	041917	6	CAPSCREW, 1/2"NC x 3-1/4"	
3	035439	2	CAPSCREW, 3/8"NC x 1"	
4	042265	3	CAPSCREW, 3/8"NF x 3-1/4"	
5	041911	2	CAPSCREW, 3/8"NF x 3-1/2"	
6	041959	3	CAPSCREW, 3/8"NF x 4-1/4"	
7	5177709	6	CAPSCREW (drilled head, 3/8"NC x 1")	
	911115	6	WASHER, plain, SAE std., 3/8"	
8	5159493	2	WIRE, locking (8" long)	
	904208	6	LOCKWASHER, 1/2"	
	911041	2	NUT, hex, 3/8"NF	
	904206	10	LOCKWASHER, 3/8"	
9	5151576	2	PIN, dowel	
10	5150054	1	GASKET, flywheel housing. . . . .	058037 074689
11	5192568	1	SPACER ASSEMBLY, housing to end plate (Includes dowel PIN, 3 CAPSCREWS 5177709, 3 WASHERS 911115 and 1 WIRE 5159493)	
12	AM-8801	1	CAPSCREW, 1/2"NC x 2"	
13	5167714	1	WASHER, plain	
14	5150060	1	PLATE, end, cylinder block	
15	035439	6	CAPSCREW, 3/8"NC x 1"	
	904206	6	LOCKWASHER, 3/8"	
16	5177798	1	GASKET, cylinder block end plate . . . . .	058037 074689

(Continued)

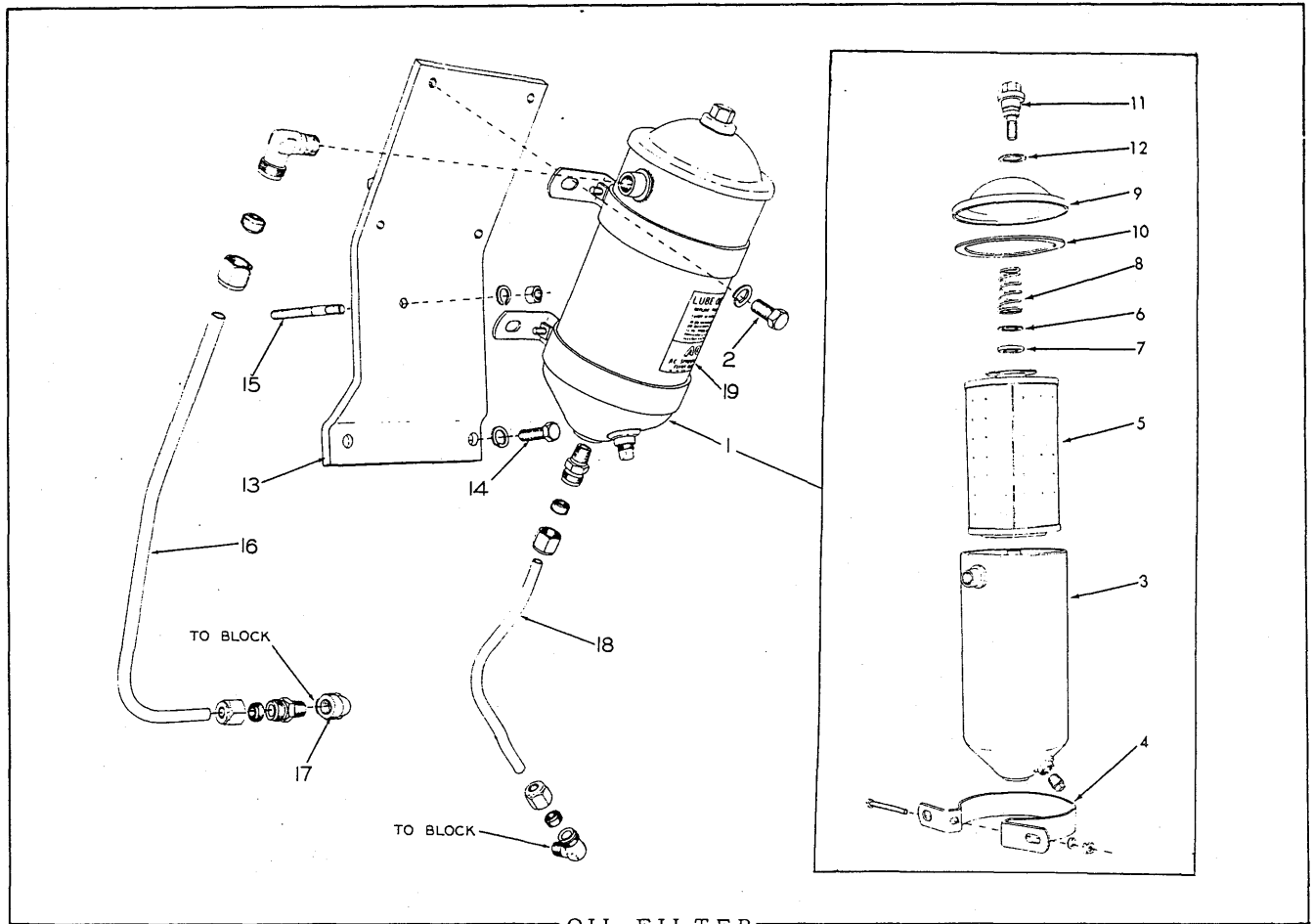
FLYWHEEL HOUSING (Continued)

ITEM	PART NUMBER	QTY.	DESCRIPTION	KIT NUMBER
17	5159469	2	COVER, flywheel housing	
18	043886	2	CAPSCREW, 7/16"NC x 1"	
	904207	2	LOCKWASHER, 7/16"	
19	035220	8	CAPSCREW, 1/2"NC x 1-1/8"	
	904208	8	LOCKWASHER, 1/2"	
20	5150059	2	GASKET, cover	058037 074689
21	5154669	1	COVER, star	
22	040426	4	CAPSCREW, 3/8"NF x 5"	
23	035439	2	CAPSCREW, 3/8"NC x 1"	
	904206	6	LOCKWASHER, 3/8"	
	911041	4	NUT, 3/8"NF	
24	5150057	1	GASKET, star cover	058037 074689



OIL PAN

ITEM	PART NUMBER	QTY.	DESCRIPTION	KIT NUMBER
1	5167810	1	PAN, oil	
2	045295	26	CAPSCREW, 5/16"NC x 1"	
	904205	26	LOCKWASHER, 5/16"	
3	5150116	1	GASKET, oil pan	058037 074689
4	5153787	1	COVER, handhole	
	912726	1	PLUG, pipe, 3/4"NPT	
5	045295	8	CAPSCREW, 5/16"NC x 1"	
	904205	8	LOCKWASHER, 5/16"	
6	5153788	1	GASKET, handhole cover	



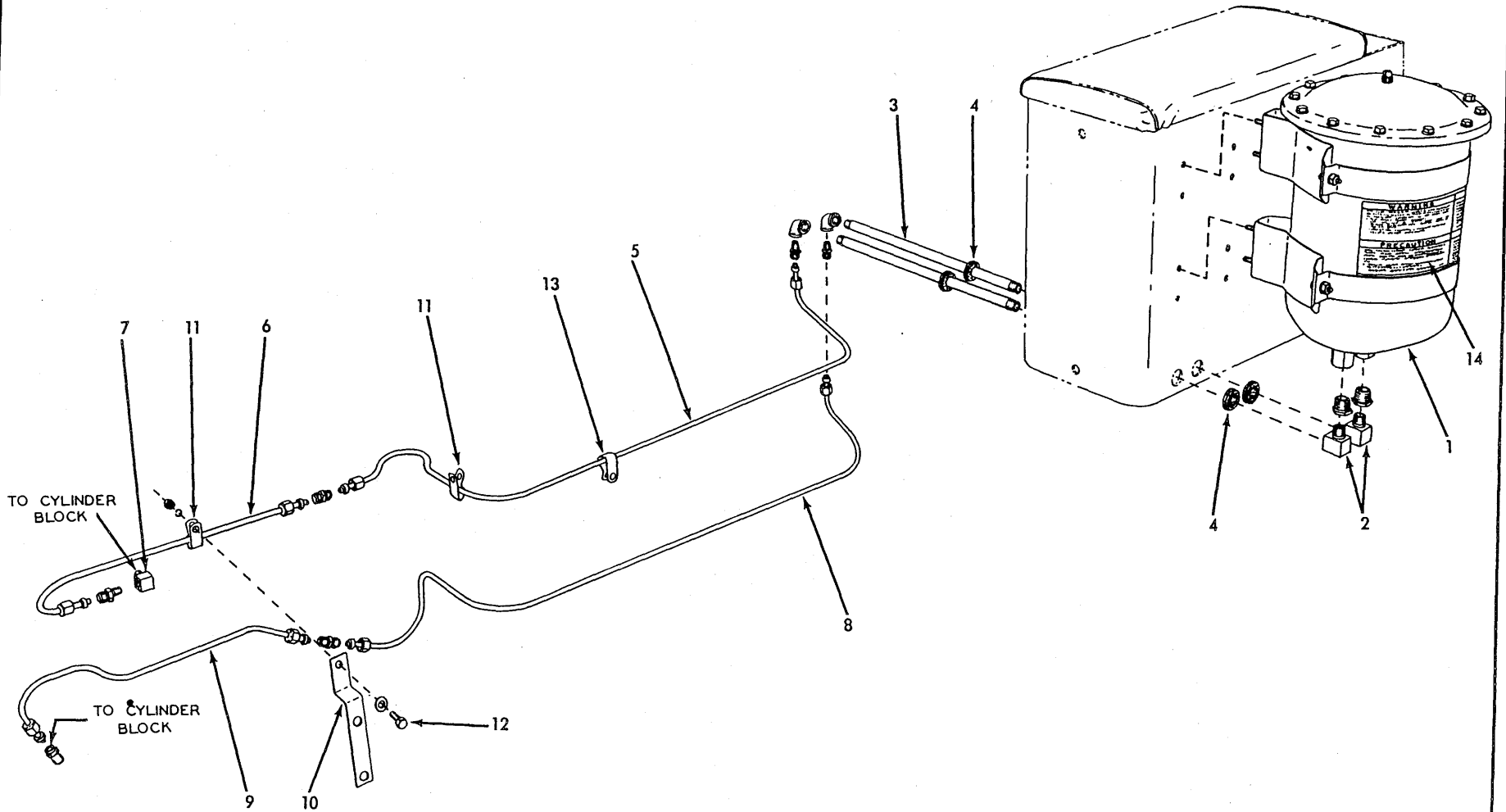
OIL FILTER

USAGE: All tractors except those equipped with the special HEAVY-DUTY OIL FILTER listed on pages 23 and 25.

ITEM	PART NUMBER	QTY.	DESCRIPTION	KIT NUMBER
1	040290	1	FILTER ASSEMBLY, oil (Consists of items 3 thru 12)	
2	036032	4	CAPSCREW, 3/8"NF x 3/4"	
	904206	4	LOCKWASHER, 3/8"	
3	042426	1	SHELL ASSEMBLY (Includes pipe PLUG 901652)	
	901652	1	PLUG, pipe, 1/4"NPT	
4	040805	2	BRACKET, clamping	
	903756	2	SCREW, machine, 1/4"NC x 2-1/2"	
	904204	2	LOCKWASHER, 1/4"	
	911024	2	NUT, 1/4"NC	
5	079640	1	ELEMENT KIT (Includes items 6, 7 and 10)	
6	-----	2	WASHER, element retaining (Not serviced. Order item 5)	
7	-----	2	GASKET, retaining washer (Not serviced. Order item 5)	
8	040331	1	SPRING, element retaining	
9	040328	1	COVER, filter shell	
10	040327	1	GASKET, filter shell cover	
11	040788	1	SCREW, cover retaining	
12	040330	1	GASKET, cover retaining screw	
13	079653	1	BRACKET, mounting	
14	041250	2	CAPSCREW, 7/16"NC x 1-1/4"	
	904207	2	LOCKWASHER, 7/16"	
15	-----	1	STUD, handhole cover (See CYLINDER BLOCK)	
	911041	1	NUT, 3/8"NF	
	904206	1	LOCKWASHER, 3/8"	

(Continued)





HEAVY DUTY OIL FILTER

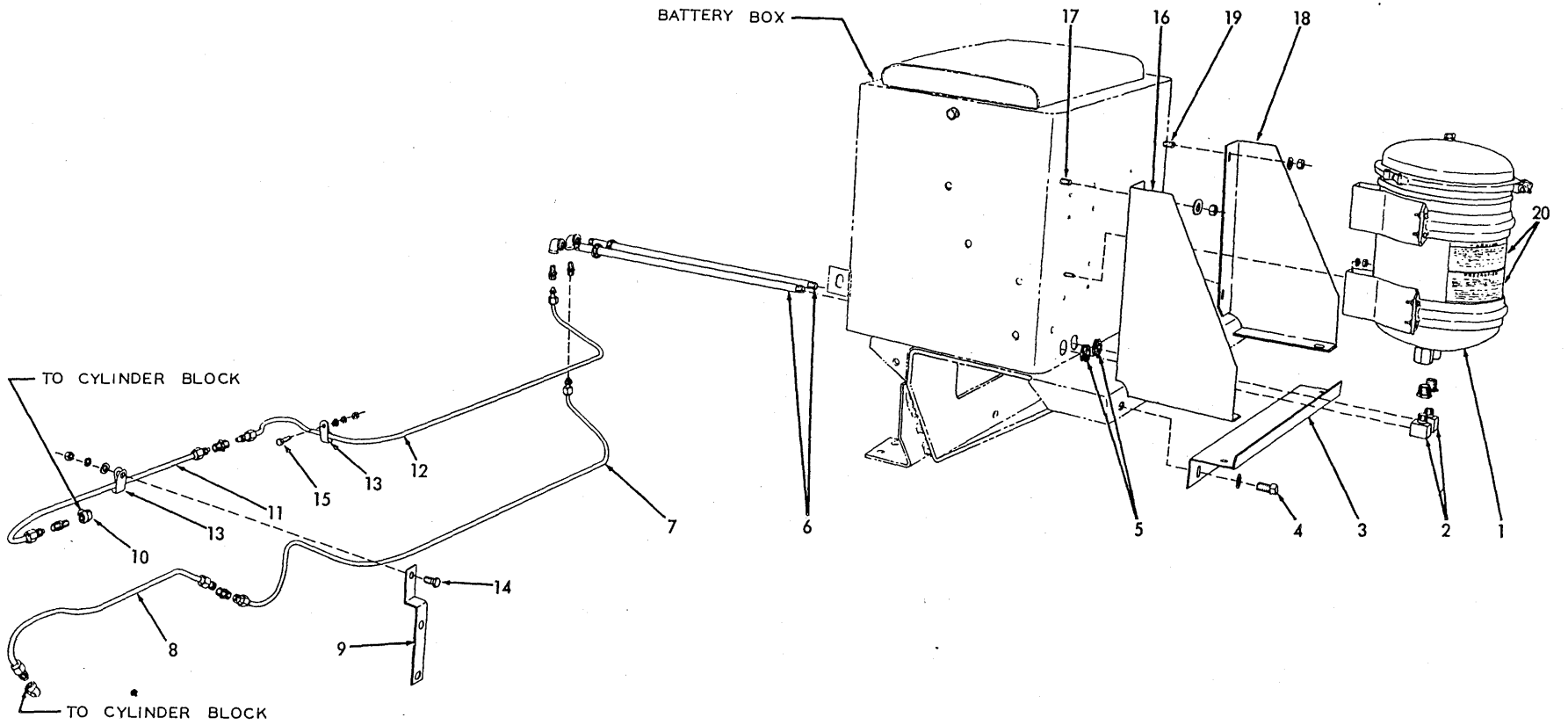
OIL FILTER (Continued)

ITEM	PART NUMBER	QTY.	DESCRIPTION	KIT NUMBER
16	069687	1	TUBE, oil inlet	
	918325	2	NUT, Sealastic, 3/8" tube	
	915367	2	RING ASSEMBLY, Sealastic, 3/8" tube (w/ferrule)	
	915369	1	ELBOW, Sealastic, 90°, 3/8" tube, 1/4" NPT male	
	915368	1	CONNECTOR, Sealastic, 3/8" tube, 1/4" NPT male	
17	078926	1	ELBOW, oil inlet tube (90°, 1/4" NPT, male and female)	
18	069690	1	TUBE, oil outlet	
	918325	2	NUT, Sealastic, 3/8" tube	
	915367	2	RING ASSEMBLY, Sealastic, 3/8" tube (w/ferrule)	
	915368	1	CONNECTOR, Sealastic, 3/8" tube, 1/4" NPT male	
	915369	1	ELBOW, Sealastic, 90°, 3/8" tube, 1/4" NPT male	
19	-----	1	TRANSFER, instruction (See PAINTING AND MARKING)	

HEAVY-DUTY OIL FILTER

USAGE: Special Equipment. Applicable to all Model HD9B tractors; Model HD9F tractors prior to serial No. 3924; and Model HD9G tractors prior to serial No. 5116. Mounts on side of left Battery Box. Replaces standard oil filter.

1	{	061817	1	FILTER ASSEMBLY (Used prior to October 1954. Order FILTER ASSEMBLY 082442)(See page 36 for service parts)	
		082442	1	FILTER ASSEMBLY (Effective October 1954)(See page 37 for service parts)	
		910167	8	CAPSCREW, 5/16" NF x 3/4"	
		904205	8	LOCKWASHER, 5/16"	
		913636	8	NUT, 5/16" NF	
2		055245	2	ELBOW, filter tube (90°, 3/8" NPT male and female)	
		904271	2	BUSHING, pipe reducing, 1/2" NPT to 3/8" NPT (Used with FILTER ASSEMBLY 061817)	
		901500	2	NIPPLE, pipe, 1/2" NPT x 1-1/8"	} Used with FILTER ASSEMBLY 082442
		904227	2	COUPLING, pipe reducing, 1/2" NPT to 3/8" NPT	
3		074327	2	PIPE, filter tube	
		905014	2	ELBOW, 90°, pipe reducing, 3/8" NPT to 1/4" NPT	
4		036888	4	GROMMET, tube protecting (rubber)	
5		074313	1	TUBE, oil supply, rear section	
		918325	2	NUT, Sealastic, 3/8" tube	
		915367	2	RING, Sealastic, 3/8" tube (Includes ferrule)	
		915368	1	CONNECTOR, Sealastic, 3/8" tube, 1/4" NPT male	
		915386	1	UNION, Sealastic, 3/8" tube	
6		074310	1	TUBE, oil supply, front section	
		918325	2	NUT, Sealastic, 3/8" tube	
		915367	2	RING, Sealastic, 3/8" tube (Includes ferrule)	
		915368	1	CONNECTOR, Sealastic, 3/8" tube, 1/4" NPT male	
7		078926	1	ELBOW, oil supply tube (90°, 1/4" NPT male and female)	
8		074312	1	TUBE, oil return, rear section	
		918325	2	NUT, Sealastic, 3/8" tube	
		915367	2	RING, Sealastic, 3/8" tube (Includes ferrule)	
		915368	1	CONNECTOR, Sealastic, 3/8" tube, 1/4" NPT male	
		915386	1	UNION, Sealastic, 3/8" tube	
9		074311	1	TUBE, oil return, front section	
		918325	2	NUT, Sealastic, 3/8" tube	
		915367	2	RING, Sealastic, 3/8" tube (Includes ferrule)	
		915369	1	ELBOW, Sealastic, 90°, 3/8" tube, 1/4" NPT male	
10		074324	1	BRACKET, clip attaching	
11		055676	2	CLIP, tube supporting (closed type, for two 3/8" diam. tubes, 13/32" bolt hole)	
12		036032	1	CAPSCREW, 3/8" NF x 3/4"	
		911115	1	WASHER, plain, SAE std., 3/8"	
		904206	1	LOCKWASHER, 3/8"	
		911041	1	NUT, 3/8" NF	
13		-----	1	CLIP, tube supporting (See HEAVY-DUTY FUEL FILTER)	
14		-----	2	TRANSFER, warning (See PAINTING AND MARKING)	

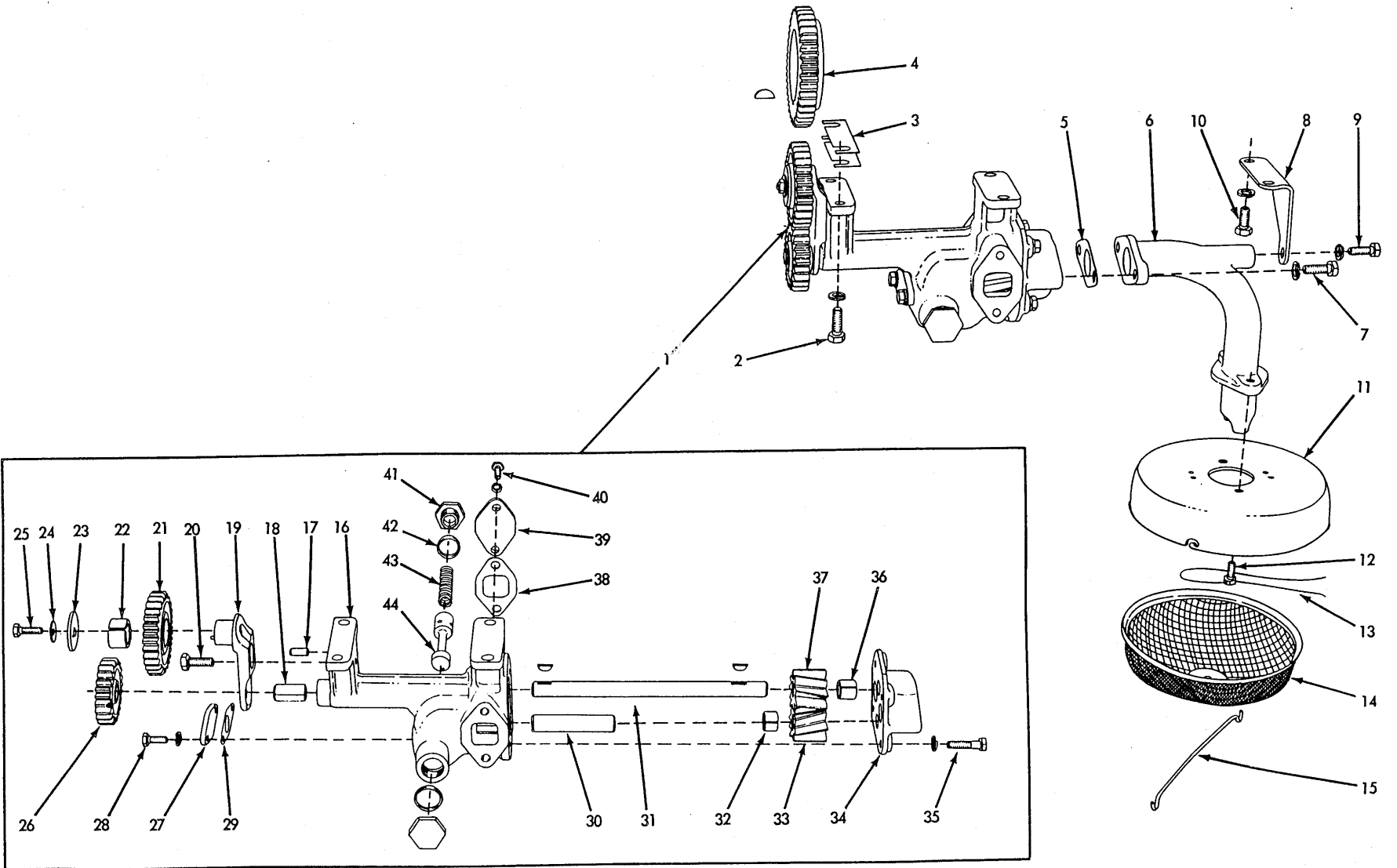


HEAVY-DUTY OIL FILTER (HD9G)

HEAVY-DUTY OIL FILTER

USAGE: Special Equipment. Applicable to Model HD9G tractors effective with serial No. 5116. Mounts on side of battery box. Replaces standard oil filter.

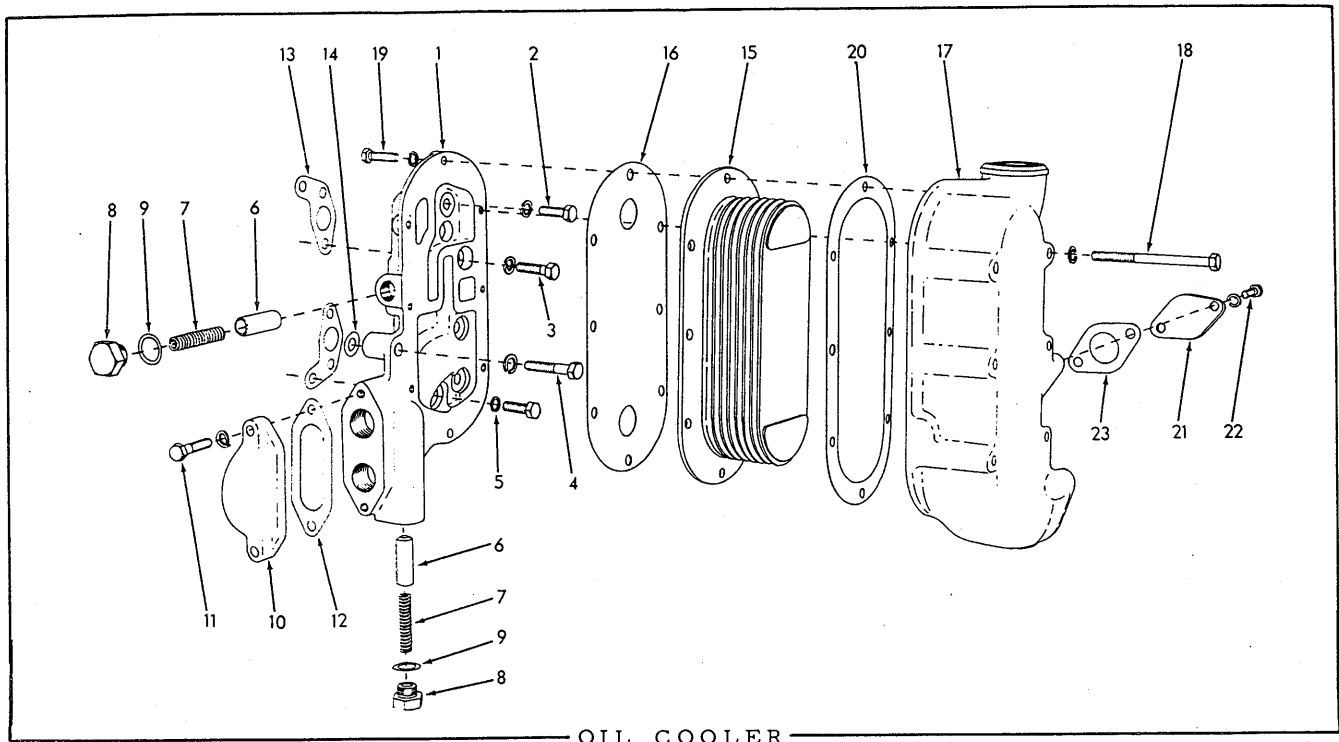
ITEM	PART NUMBER	QTY.	DESCRIPTION	KIT NUMBER
1	082442	1	FILTER ASSEMBLY, lubricating oil (See page 37 for service parts)	
	910167	8	CAPSCREW, 5/16"NF x 3/4"	
	904205	16	LOCKWASHER, 5/16"	
	913636	8	NUT, 5/16"NF	
2	055245	2	ELBOW, filter tube pipe (90°, 3/8"NPT male and female)	
	904271	2	BUSHING, pipe reducing, 1/2"NPT to 3/8"NPT	
3	083758	1	ANGLE, bracing, filter protecting bracket	
4	070467	3	CAPSCREW, 1/2"NF x 1"	
	910244	6	WASHER, plain, SAE std., 1/2"	
	911043	3	NUT, 1/2"NF	
5	036888	4	GROMMET, filter tube pipe (rubber)	
6	083767	2	PIPE, filter tube	
7	074312	1	TUBE, oil return, rear section	
	918325	2	NUT, Sealastic, 3/8" tube	
	915367	2	RING, Sealastic, 3/8" tube (Includes ferrule)	
	915368	1	CONNECTOR, Sealastic, 3/8" tube, 1/4"NPT male	
	915386	1	UNION, Sealastic, 3/8" tube	
	905014	1	ELBOW, pipe reducing, 90°, 3/8"NPT to 1/4"NPT	
8	074311	1	TUBE, oil return, front section	
	918325	2	NUT, Sealastic, 3/8" tube	
	915367	2	RING, Sealastic, 3/8" tube (Includes ferrule)	
	915369	1	ELBOW, Sealastic, 90°, 3/8" tube, 1/4"NPT male	
9	074324	1	BRACKET, clip attaching	
10	078926	1	ELBOW, oil supply tube (90°, 1/4"NPT male and female)	
11	074310	1	TUBE, oil supply, front section	
	918325	2	NUT, Sealastic, 3/8" tube	
	915367	2	RING, Sealastic, 3/8" tube (Includes ferrule)	
	915368	1	CONNECTOR, Sealastic, 3/8" tube, 1/4"NPT male	
12	074313	1	TUBE, oil supply, rear section	
	918325	2	NUT, Sealastic, 3/8" tube	
	915367	2	RING, Sealastic, 3/8" tube (Includes ferrule)	
	915368	1	CONNECTOR, Sealastic, 3/8" tube, 1/4"NPT male	
	915386	1	UNION, Sealastic, 3/8" tube	
	905014	1	ELBOW, pipe reducing, 90°, 3/8"NPT to 1/4"NPT	
13	055676	2	CLIP, tube supporting (closed type, for two 3/8" diam. tubes, 13/32" bolt-hole)	
14	036032	1	CAPSCREW, 3/8"NF x 3/4"	
	911115	1	WASHER, plain, SAE std., 3/8"	
	904206	1	LOCKWASHER, 3/8"	
	911041	1	NUT, 3/8"NF	
15	057927	1	CAPSCREW, 5/16"NF x 3/4"	
	910335	1	WASHER, plain, SAE std., 5/16"	
	904205	1	LOCKWASHER, 5/16"	
	913636	1	NUT, 5/16"NF	
16	083759	1	BRACKET, filter protecting, front	
17	067480	3	CAPSCREW, 1/2"NF x 3/4"	
	910244	6	WASHER, plain, SAE std., 1/2"	
	911043	3	NUT, 1/2"NF	
18	083760	1	BRACKET, filter protecting, rear	
19	067480	3	CAPSCREW, 1/2"NF x 3/4"	
	910244	6	WASHER, plain, SAE std., 1/2"	
	911043	3	NUT, 1/2"NF	
20	-----	2	TRANSFER (See PAINTING AND MARKING)	



OIL PUMP

OIL PUMP

ITEM	PART NUMBER	QTY.	DESCRIPTION	KIT NUMBER
1	5175986	1	PUMP ASSEMBLY (Consists of items 16 thru 44)	
2	036034	4	CAPSCREW, 3/8"NF x 1"	
	904206	4	LOCKWASHER, 3/8"	
3	5176119	-	SHIM, adjusting, driving gear mesh (.005" thick. Use as req'd)	
4	5156532	1	GEAR, pump driving (40 teeth. On crankshaft)	
	905123	1	KEY, #9 woodruff, 3/16" x 3/4"	
5	5153627	1	GASKET, oil inlet . . . . .	058037
6	5166847	1	INLET, oil	074689
7	045295	2	CAPSCREW, 5/16"NC x 1"	
	904205	2	LOCKWASHER, 5/16"	
8	5166935	1	BRACKET, oil inlet supporting	
9	045312	1	CAPSCREW, 5/16"NC x 3/4"	
	904205	1	LOCKWASHER, 5/16"	
10	036032	2	CAPSCREW, 3/8"NF x 3/4"	
	904206	2	LOCKWASHER, 3/8"	
11	5153285	1	COVER, oil screen	
12	5155605	2	CAPSCREW (drilled head, 5/16"NC x 11/16")	
13	023633	1	WIRE, locking (1/16" x 12")	
14	5153286	1	SCREEN, oil	
15	5153284	1	RETAINER, oil screen	
16	5175680	1	BODY ASSEMBLY (Includes items 17, 18 and 30)	
17	5176035	1	PIN, dowel	
18	5153147	2	BUSHING, body	
19	5169195	1	SUPPORT ASSEMBLY, driven gear (1 SUPPORT, 1 PIN)	
20	065265	1	CAPSCREW, 3/8"NC x 7/8"	
21	5156683	1	GEAR ASSEMBLY, intermediate (30 teeth. Includes item 22)	
22	5156521	1	BUSHING, intermediate gear	
23	5169197	1	WASHER, retaining, intermediate gear	
24	5175944	1	WASHER, capscrow locking	
25	054130	1	CAPSCREW, 5/16"NC x 7/8"	
26	5156528	1	GEAR, driven (24 teeth)	
27	5156955	1	COVER, body pad, front	
28	045312	2	CAPSCREW, 5/16"NC x 3/4"	
	904205	2	LOCKWASHER, 5/16"	
29	5151370	1	GASKET, front pad cover . . . . .	058037
30	5153310	1	SHAFT, driven gear	074689
31	5153309	1	SHAFT, drive gear	
	905121	2	KEY, #5 woodruff, 1/8" x 5/8"	
32	5166840	2	BUSHING, driven gear	
33	5166649	1	GEAR ASSEMBLY, driven (Includes item 32)	
34	5154252	1	COVER ASSEMBLY (Includes item 36)	
35	037450	4	CAPSCREW, 5/16"NC x 1-1/4"	
	904205	4	LOCKWASHER, 5/16"	
36	5153154	1	BUSHING, cover	
37	5166650	1	GEAR, drive	
38	5153313	1	GASKET, side pad cover	
39	5153311	1	COVER, body pad, side	
40	045312	2	CAPSCREW, 5/16"NC x 3/4"	
	904205	2	LOCKWASHER, 5/16"	
41	5152613	2	PLUG, pressure relief valve	
42	040399	2	GASKET, pressure relief valve plug . . . . .	058037
43	5155765	1	SPRING, pressure relief valve	074689
44	5153247	1	VALVE, pressure relief	



OIL COOLER

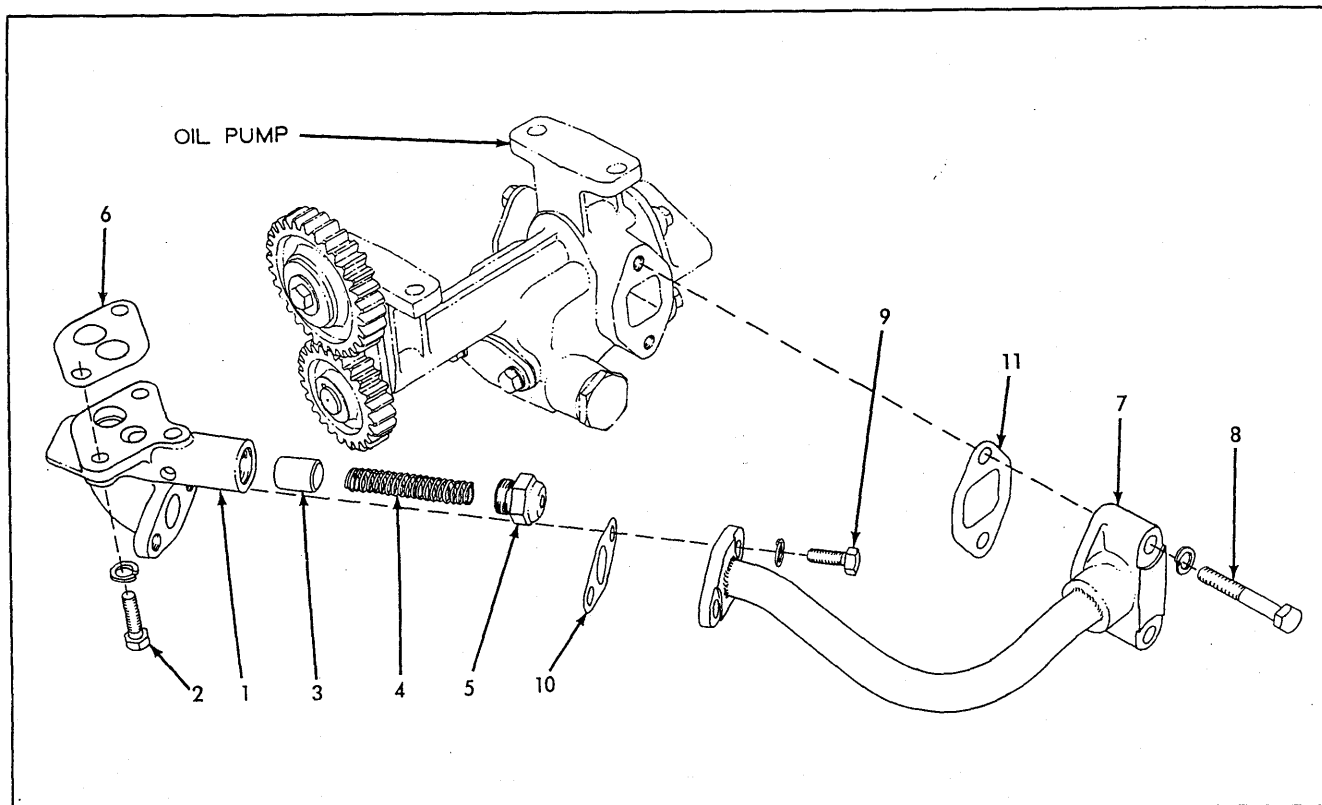
\* Engines prior to serial No. 4A-23755.  
 \*\* Engines serial No. 4A-23755 and up.

ITEM	NUMBER	QUANTITY	DESCRIPTION	KIT NUMBER
1	5178244	1	- ADAPTER ASSEMBLY (Includes items 6 thru 9, and 1 PLUG 901652)	
	901652	1	- PLUG, pipe, 1/4"NPT	
	5183212	- 1	ADAPTER ASSEMBLY (Includes items 6 thru 12)	
2	044249	6	3 CAPSCREW, 3/8"NC x 1-1/8"	
3	040382	- 3	CAPSCREW, 3/8"NC x 1-3/8"	
4	041914	1	1 CAPSCREW, 3/8"NC x 1-7/8"	
5	5152148	1	1 WASHER, plain (copper)	
	904206	6	6 LOCKWASHER, 3/8"	
6	5177777	1	2 VALVE, pressure relief	
7	5177778	1	2 SPRING, pressure relief valve	
8	5177772	1	2 PLUG, pressure relief valve	
9	5177773	1	2 GASKET, pressure relief valve	058037 074689
10	5177923	- 1	COVER, adapter	
11	037450	- 2	CAPSCREW, 5/16"NC x 1-1/4"	
	904205	- 2	LOCKWASHER, 5/16"	
12	5177924	- 1	GASKET, adapter cover	
13	5150154	2	2 GASKET, adapter to cylinder block	058037 074689
14	5152904	1	1 GASKET, spacing, adapter to cylinder block	058037 074689
15	8501329	1	1 CORE, oil cooling	
16	5154215	1	1 GASKET, oil cooling element	058037 074689
17	5159452	1	1 HOUSING, oil cooling element	
18	040378	6	6 CAPSCREW, 5/16"NC x 3-1/2"	
19	037450	2	2 CAPSCREW, 5/16"NC x 1-1/4"	
	904205	8	8 LOCKWASHER, 5/16"	

(Continued)

OIL COOLER (Continued)

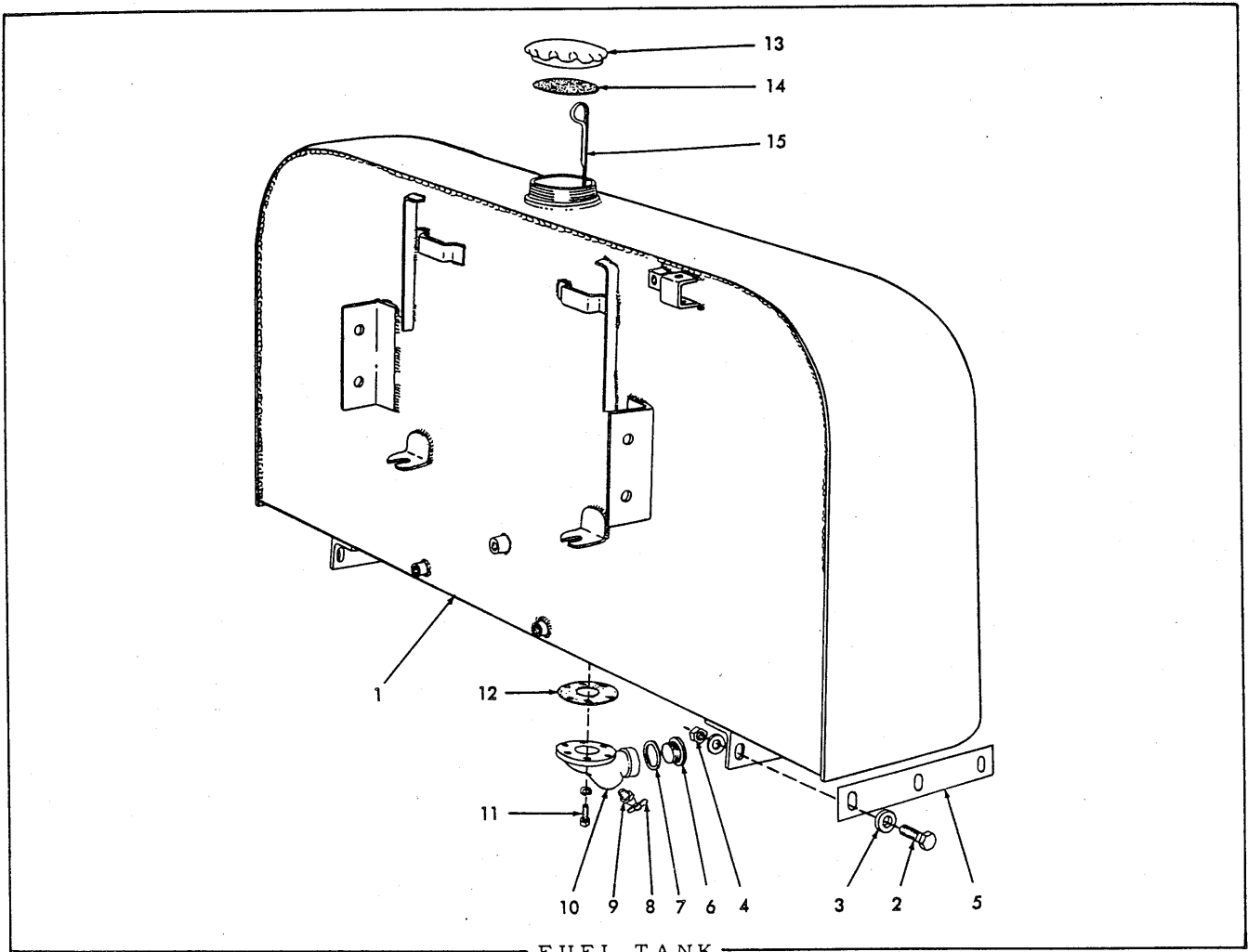
ITEM NUMBER	QUANTITY		DESCRIPTION	KIT NUMBER
	*	**		
20	1	1	GASKET, oil cooler housing	058037 074689
21	1	1	COVER, housing water cover	
22	2	2	CAPSCREW, 5/16"NC x 3/4"	
	2	2	LOCKWASHER, 5/16"	
23	1	1	GASKET, water hole cover	058037 074689



OIL PRESSURE REGULATOR

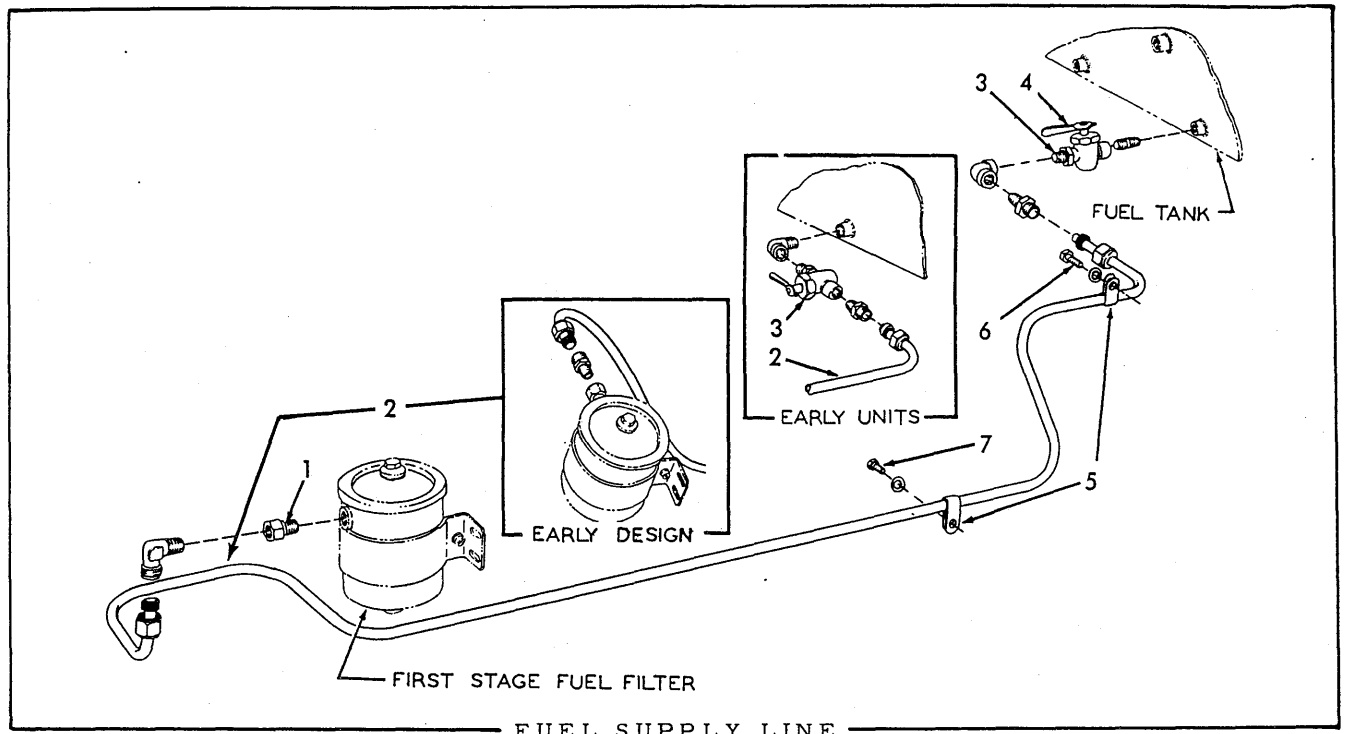
ITEM	PART NUMBER	QTY.	DESCRIPTION	KIT NUMBER
1	5159384	1	REGULATOR ASSEMBLY (Includes items 3 thru 5)	
2	045295	2	CAPSCREW, 5/16"NC x 1"	
	904205	2	LOCKWASHER, 5/16"	
3	5156819	1	VALVE	
4	5156815	1	SPRING	
5	5156816	1	PLUG	
6	5154199	1	GASKET, regulator to cylinder block	058037 074689
7	5159388	1	PIPE, pump to regulator	
8	051473	2	CAPSCREW, 5/16"NC x 1-3/4"	
9	045312	2	CAPSCREW, 5/16"NC x 3/4"	
	904205	4	LOCKWASHER, 5/16"	
10	5151370	1	GASKET, pipe to regulator	058037 074689
11	5153313	1	GASKET, pipe to pump	058037 074689





ITEM	PART NUMBER	QTY.	DESCRIPTION	KIT NUMBER
1	057490	1	TANK, fuel	
2	035073	6	CAPSCREW, 1/2"NF x 1-3/4" (4 less on Models HD9F and HD9G)	
	035067	4	CAPSCREW, 1/2"NF x 2" (Models HD9F and HD9G only)	
3	064531	12	WASHER, plain (1/4" thick)	} 2 less on Models HD9F and HD9G
4	038234	6	NUT, high, 1/2"NF	
5	081589	4	SHIM, tank mounting (Use as req'd)	
6	050594	1	PLUG, clean-out, tank drain elbow	
7	050595	1	GASKET, clean-out plug	
8	209359	1	STEM, drain cock	
9	U-1671	1	COCK ASSEMBLY, drain (Includes item 8)	
10	052360	1	ELBOW, tank drain	
11	036034	5	CAPSCREW, 3/8"NF x 1"	
	904206	5	LOCKWASHER, 3/8"	
12	050787	1	GASKET, tank drain elbow	
13	065612	1	CAP, fuel tank	
14	065613	1	GASKET, fuel tank cap	
15	069577	1	GAUGE, fuel level	

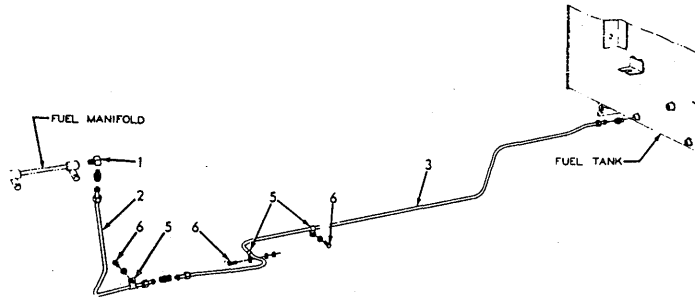
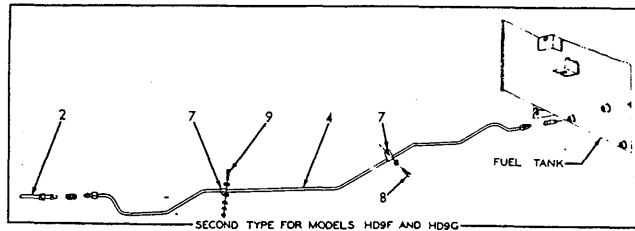
NOTE: See PAINTING AND MARKING for identification transfers which are applied to rear of fuel tank.



\* Model HD9B  
 \*\* Model HD9F  
 \*\*\* Model HD9G

ITEM	PART NUMBER	QUANTITY			DESCRIPTION	KIT NUMBER
		*	**	***		
1	059784	1	1	1	ADAPTER, fuel line (1/4" NPT male, 3/8" NPT female)	
2	061763	1	1	-	TUBE, fuel tank to filter (Tractors prior to #1024)	
	078524	1	1	-	TUBE, fuel tank to filter (Tractors #1024 and up)	
	073200	-	-	1	TUBE, fuel tank to filter (Tractors prior to #987)	
	078530	-	-	1	TUBE, fuel tank to filter (Tractors #987 thru 5116)	
	083495	-	-	1	TUBE, fuel tank to filter (Tractors #5116 and up)	
	915378	1	1	1	CONNECTOR, Sealastic, 1/2" tube, 3/8" NPT male (2 used prior to tractor #1024)	
	915380	1	1	1	ELBOW, Sealastic, 90°, 1/2" tube, 3/8" NPT male (Used on tractors #1024 and up)	
	915377	2	2	2	RING, Sealastic fitting, 1/2" tube (Includes ferrule)	
	918564	2	2	2	NUT, Sealastic fitting, 1/2" tube	
3	064322	1	1	1	COCK, fuel shut-off (3/8" NPT male and female. Includes item 4)	
	901723	1	1	1	ELBOW, street, 90°, 3/8" NPT (Used on early units only)	
	901678	1	1	1	ELBOW, pipe, 90°, 3/8" NPT	} Used on later units
	901489	1	1	1	NIPPLE, pipe, 3/8" NPT x 1"	
4	082189	1	1	1	HANDLE, fuel shut-off cock	
5	207091	3	2	3	CLIP, tube supporting (closed type, 1/2" diam., 13/32" bolt-hole)	
6	036032	1	1	1	CAPSCREW, 3/8" NF x 3/4"	
7	035167	2	1	2	CAPSCREW, 3/8" NF x 7/8"	
	911115	3	2	3	WASHER plain, SAE std., 3/8"	

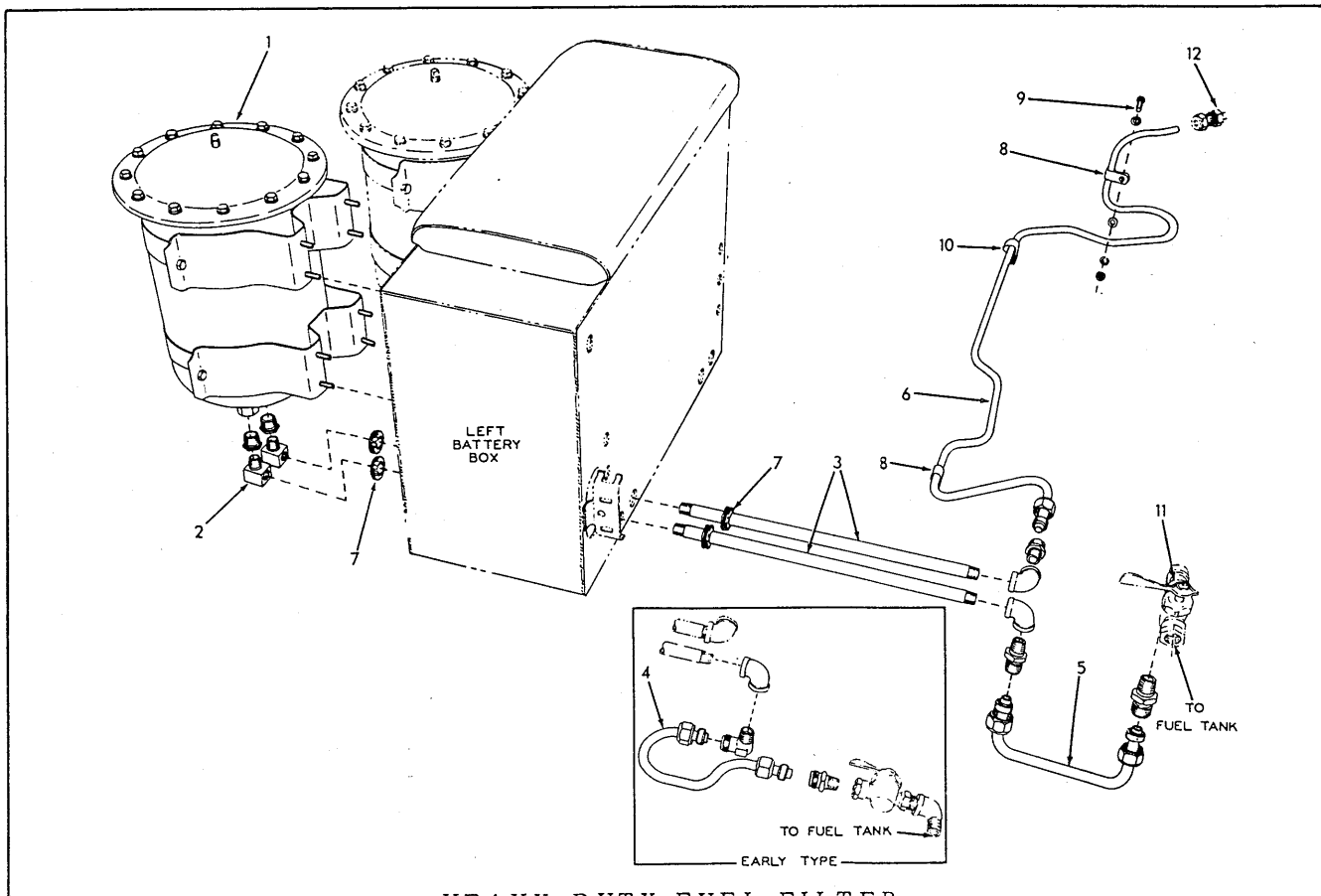
NOTE: Items 1 and 2 are not used on tractors equipped with Heavy-Duty Fuel Filter.



FUEL RETURN LINE

\* Model HD9B  
 \*\* Model HD9F  
 \*\*\* Model HD9G

ITEM	PART NUMBER	QUANTITY			DESCRIPTION	KIT NUMBER
		*	**	***		
1	040742	1	1	1	ELBOW, fuel manifold (restricted)	
2	057818	1	1	1	TUBE, manifold to tank, front section (Not used on Model HD9G tractors prior to #5116)	
	074844	-	-	1	TUBE, manifold to tank, front section (Used prior to tractor #5116 only)	
	915368	1	1	1	CONNECTOR, Sealastic, 3/8" tube, 1/4" NPT male	
	915386	1	1	1	UNION, Sealastic, 3/8" tube	
	915367	2	2	2	RING, Sealastic, 3/8" tube (Includes ferrule)	
	918325	2	2	2	NUT, Sealastic, 3/8" tube	
3	061762	1	1	-	TUBE, manifold to tank, rear section (Not used on Model HD9F tractors #5558 and up)	
	074793	-	-	1	TUBE, manifold to tank, rear section (Used prior to tractor #5116)	
	915368	1	1	1	CONNECTOR, Sealastic, 3/8" tube, 1/4" NPT male	
	915367	2	2	2	RING, Sealastic, 3/8" tube (Includes ferrule)	
	918325	2	2	2	NUT, Sealastic, 3/8" tube	
4	081176	-	1	1	TUBE, manifold to tank, rear section (Effective with tractors HD9F-5558 and HD9G-5116)	
	915369	-	1	1	ELBOW, Sealastic, 90°, 3/8" tube, 1/4" NPT male	
	915367	-	2	2	RING, Sealastic, 3/8" tube (Includes ferrule)	
	918325	-	2	2	NUT, Sealastic, 3/8" tube	
5	040796	6	2	2	CLIP, tube supporting (closed short type, 3/8" diam., 13/32" bolt-hole)	
6	036032	5	1	1	CAPSCREW, 3/8" NF x 3/4"	
	911115	4	1	1	WASHER, plain, SAE std., 3/8"	
	904206	1	-	-	LOCKWASHER, 3/8"	
	911041	1	-	-	NUT, 3/8" NF	
7	041262	-	2	2	CLIP, tube supporting (closed long type, 3/8" diam., 13/32" bolt-hole)	
8	036032	-	1	1	CAPSCREW, 3/8" NF x 3/4"	
9	012992	-	1	1	CAPSCREW, 3/8" NF x 1-1/4"	
	911115	-	3	3	WASHER, plain, SAE std., 3/8"	
	904206	-	1	1	LOCKWASHER, 3/8"	
	911041	-	1	1	NUT, 3/8" NF	



HEAVY-DUTY FUEL FILTER

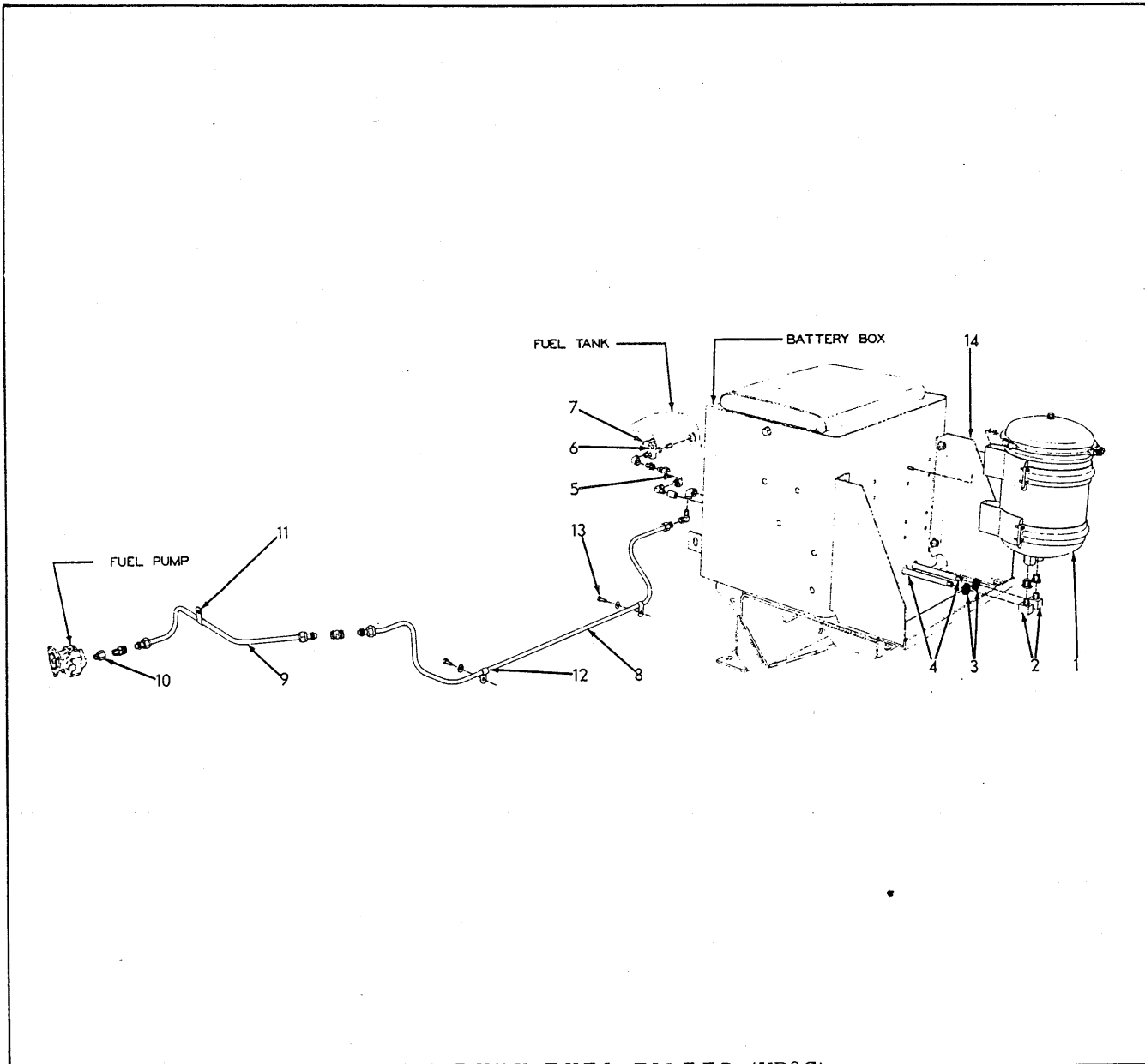
USAGE: Special Equipment. Applicable to Model HD9B tractors; also Model HD9F tractors prior to serial No. 3924, and Model HD9G tractors prior to serial No. 5116. Mounts on side of left Battery Box. Replaces standard first stage fuel filter.

ITEM	PART NUMBER	QTY.	DESCRIPTION	KIT NUMBER
1	061814	1	FILTER ASSEMBLY, fuel (Used prior to October 1954. Order FILTER ASSEMBLY 082441)(See page 36 for service parts)	
	082441	1	FILTER ASSEMBLY, fuel (Effective October 1954)(See page 37 for service parts)	
	910167	8	CAPSCREW, 5/16"NF x 3/4"	
	904205	8	LOCKWASHER, 5/16"	
	913636	8	NUT, 5/16"NF	
2	055245	2	ELBOW, filter tube (90°, 3/8"NPT male and female)	
	904271	2	BUSHING, pipe reducing, 1/2"NPT to 3/8"NPT (Used with FILTER ASSEMBLY 061814)	
	901500	2	NIPPLE, pipe, 1/2"NPT x 1-1/8"	
	904227	2	COUPLING, pipe reducing, 1/2"NPT to 3/8"NPT } Used with FILTER ASSEMBLY 082441	
3	074327	2	PIPE, filter tube	
4	074309	1	TUBE, filter to fuel tank (Used on tractors prior to #2216)	
	918564	2	NUT, Sealastic, 1/2" tube	
	915377	2	RING ASSEMBLY, Sealastic, 1/2" tube (Includes ferrule)	
	915380	1	ELBOW, Sealastic, 90°, 1/2" tube, 3/8"NPT male	
	915378	1	CONNECTOR, Sealastic, 1/2" tube, 3/8"NPT male	
	901678	1	ELBOW, pipe, 90°, 3/8"NPT	
5	080520	1	TUBE, filter to tank (Tractors #2216 and up)	
	918564	2	NUT, Sealastic, 1/2" tube	
	915377	2	RING ASSEMBLY, Sealastic, 1/2" tube (Includes ferrule)	
	915378	2	CONNECTOR, Sealastic, 1/2" tube, 3/8"NPT male	
	901678	1	ELBOW, pipe, 90°, 3/8"NPT	

(Continued)

HEAVY-DUTY FUEL FILTER (Continued)

ITEM	PART NUMBER	QTY.	DESCRIPTION	KIT NUMBER
6	074325	1	TUBE, filter to pump, rear section	
	918564	1	NUT, Sealastic, 1/2" tube	
	915377	1	RING ASSEMBLY, Sealastic, 1/2" tube (Includes ferrule)	
	915378	1	CONNECTOR, Sealastic, 1/2" tube, 3/8" NPT male	
	901678	1	ELBOW, pipe, 90°, 3/8" NPT	
7	036888	4	GROMMET, tube protecting (rubber)	
8	207091	2	CLIP, tube supporting (closed type, 1/2" diam., 13/32" bolt-hole)	
9	037450	1	CAPSCREW, 5/16" NC x 1-1/4"	
	910335	2	WASHER, plain, SAE std., 5/16"	
	904205	1	LOCKWASHER, 5/16"	
	911025	1	NUT, 5/16" NC	
10	055371	1	CLIP, tube supporting (closed type, for two 3/8" diam. lines and one 1/2" diam. line, 13/32" bolt-hole)	
11	-----	1	COCK, fuel shut-off (See FUEL SUPPLY LINE)	
12	-----	1	TUBE, filter to pump, front section (See FIRST STAGE FUEL FILTER)	

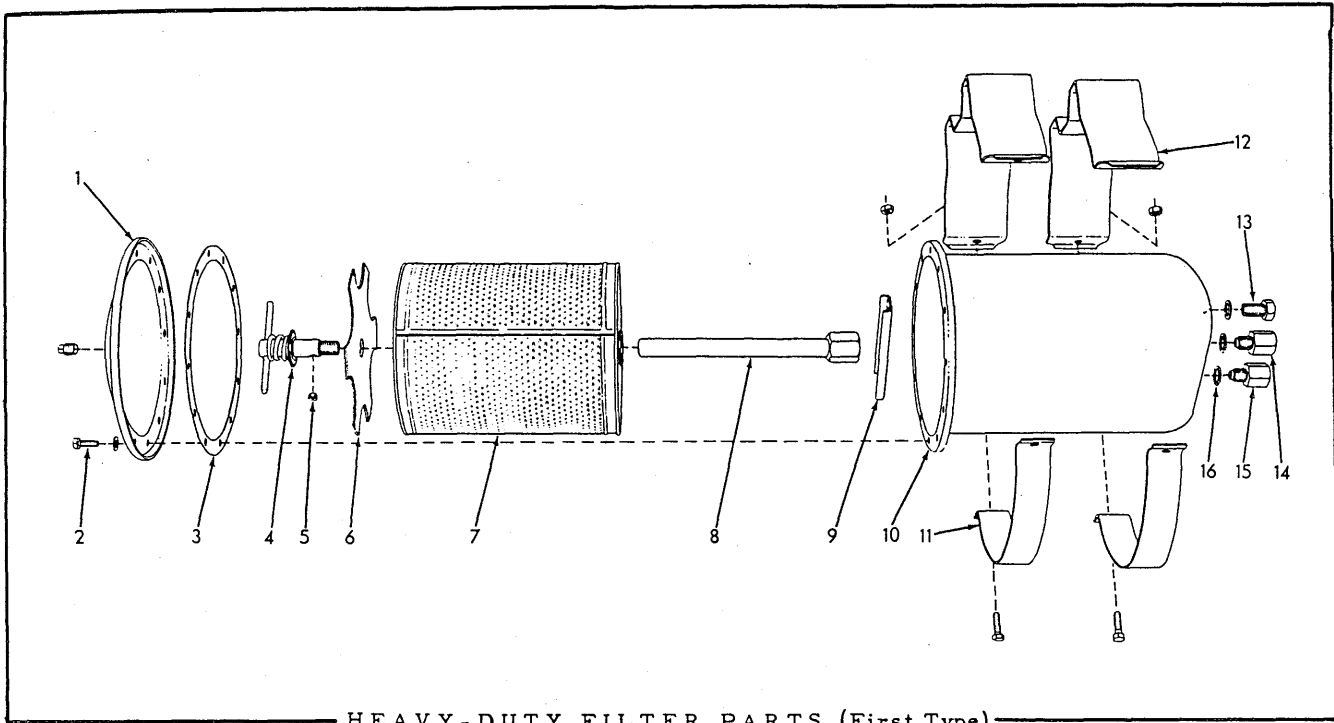


HEAVY-DUTY FUEL FILTER (HD9G)

## HEAVY-DUTY FUEL FILTER

USAGE: Special Equipment. Applicable to Model HD9G tractors effective with serial No. 5116. Mounts on side of battery box. Replaces standard first stage fuel filter.

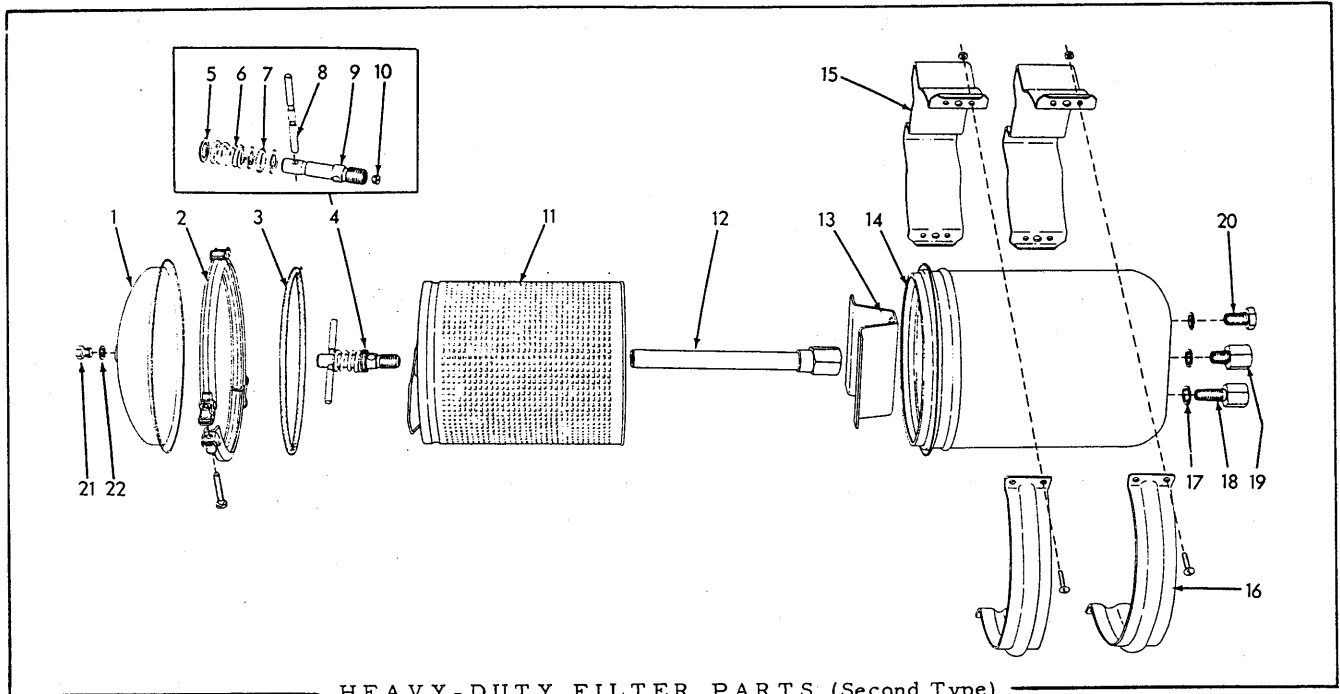
ITEM	PART NUMBER	QTY.	DESCRIPTION	KIT NUMBER
1	082441	1	FILTER ASSEMBLY, fuel (See page 37 for service parts)	
	910167	8	CAPSCREW, 5/16"NF x 3/4"	
	904205	16	LOCKWASHER, 5/16"	
	913636	8	NUT, 5/16"NF	
2	055245	2	ELBOW, filter tube pipe (90°, 3/8"NPT male and female)	
	904271	2	BUSHING, pipe reducing, 1/2"NPT to 3/8"NPT	
3	036888	4	GROMMET, filter tube pipe (rubber)	
4	083767	2	PIPE, filter tube	
5	083852	1	TUBE, tank to filter	
	918564	2	NUT, Sealastic, 1/2" tube	
	915377	2	RING, Sealastic, 1/2" tube (Includes ferrule)	
	915380	1	ELBOW, Sealastic, 90°, 1/2" tube, 3/8"NPT male	
	915378	1	CONNECTOR, Sealastic, 1/2" tube, 3/8"NPT male	
	901678	1	ELBOW, pipe, 90°, 3/8"NPT	
	901765	1	COUPLING, pipe, 3/8"NPT	
6	064322	1	COCK, fuel shut-off (3/8"NPT male and female. Includes item 7)	
	901489	1	NIPPLE, pipe, 3/8"NPT x 1"	
7	082189	1	HANDLE, fuel shut-off cock	
8	083853	1	TUBE, filter to pump, rear section	
	918564	2	NUT, Sealastic, 1/2" tube	
	915377	2	RING, Sealastic, 1/2" tube (Includes ferrule)	
	915380	1	ELBOW, Sealastic, 90°, 1/2" tube, 3/8"NPT male	
	901678	1	ELBOW, pipe, 90°, 3/8"NPT	
9	057817	1	TUBE, filter to pump, front section	
	918564	2	NUT, Sealastic, 1/2" tube	
	915377	2	RING, Sealastic, 1/2" tube (Includes ferrule)	
	915379	1	UNION, Sealastic, 1/2" tube	
	915378	1	CONNECTOR, Sealastic, 1/2" tube, 3/8"NPT male	
10	059784	1	ADAPTER (1/4"NPT male, 3/8"NPT female)	
11	048145	1	CLIP, filter tube (closed type, 1/2" diam., 17/32" bolt-hole)	
12	207091	2	CLIP, tube supporting (closed type, 1/2" diam., 13/32" bolt-hole)	
13	035167	2	CAPSCREW, 3/8"NF x 7/8"	
	911115	2	WASHER, plain, SAE std., 3/8"	
14	-----	-	BRACKET, protecting (See HEAVY-DUTY OIL FILTER)	



HEAVY-DUTY FILTER PARTS (First Type)

ITEM	PART NUMBER	QUANTITY		DESCRIPTION	KIT NUMBER
		061814	061817		
				061814 FILTER ASSEMBLY, fuel (See page 33)	
				061817 FILTER ASSEMBLY, oil (See page 23)	
1	-----	1	1	COVER, housing (Not serviced)	
	901652	1	1	PLUG, pipe, 1/4"NPT	
2	045312	12	12	CAPSCREW, 5/16"NC x 3/4"	
	910335	12	12	WASHER, plain, SAE std., 5/16"	
3	063896	1	1	GASKET, housing cover	
4	063892	1	1	TAKE-UP ASSEMBLY, element (Serviced only as a unit)	
5	063893	-	1	PLUG, orifice	
6	063897	1	1	PLATE, element centering	
7	091540	1	1	ELEMENT, filtering	
8	076668	1	1	TUBE ASSEMBLY, outlet (Includes NUT)	
9	063888	1	1	PLATE, reinforcing, housing bottom	
10	-----	1	1	HOUSING ASSEMBLY (Includes bolt RING)(Not serviced)	
11	063899	2	2	BAND, mounting bracket	
	903771	4	4	CAPSCREW, 5/16"NC x 7/8"	
	906652	4	4	NUT, jam, 5/16"NC	
12	082444	2	2	BRACKET, mounting	
13	070590	1	1	CAPSCREW, 5/8"NF x 1-1/8" (drain plug)	
14	063889	1	-	BOLT, hollow	
	080758	-	1	VALVE ASSEMBLY, outlet check (Includes 1 SPRING, 1 RING and 1 CUP. Serviced only as a unit)	
15	063889	1	-	BOLT, hollow	
	063890	-	1	VALVE ASSEMBLY, inlet check (Includes 1 SPRING, 1 RING and 1 CUP. Serviced only as a unit)	
16	063891	3	3	GASKET	

NOTE: Also see page 37 for second type Filter Parts.

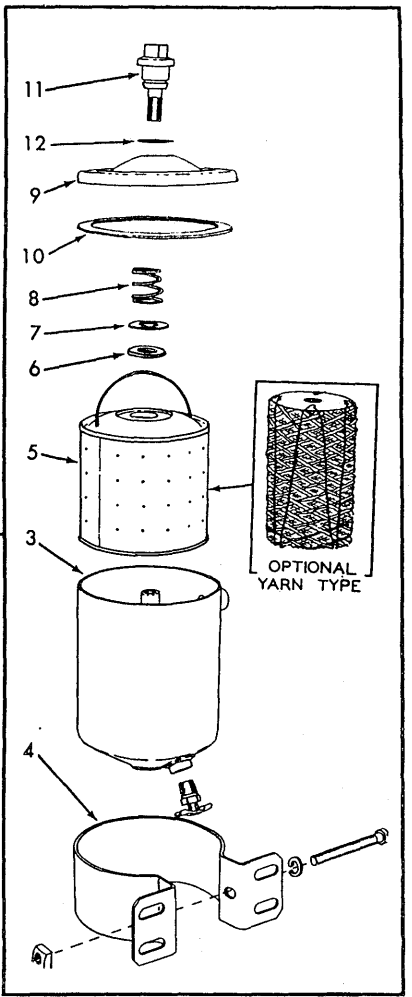
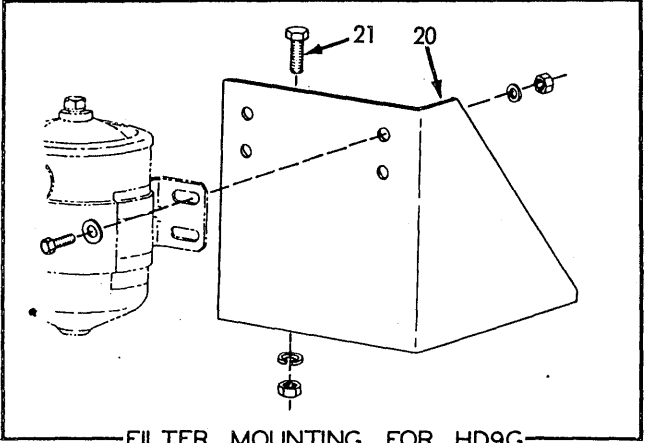
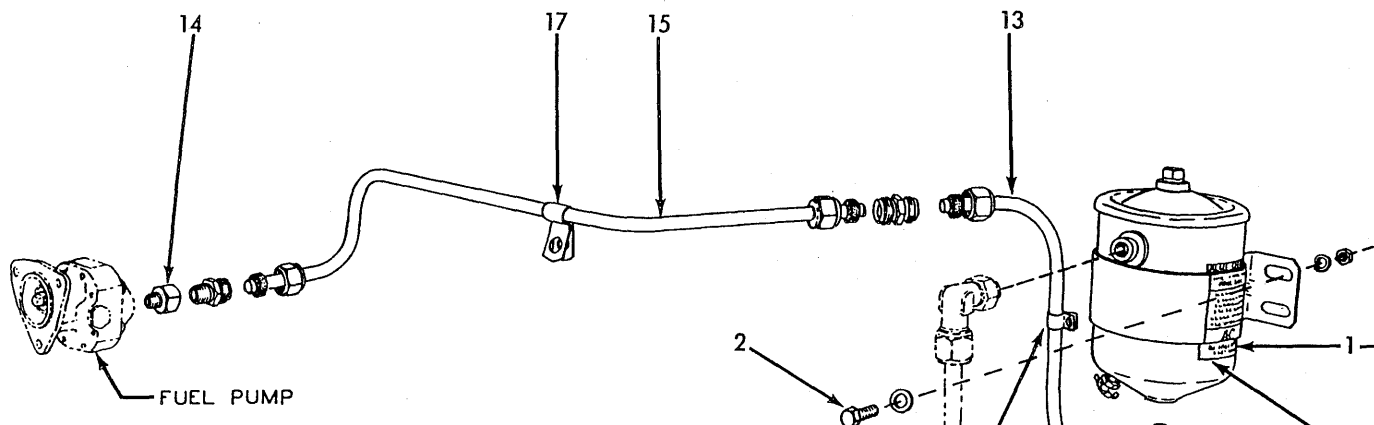


HEAVY-DUTY FILTER PARTS (Second Type)

ITEM	PART NUMBER	QUANTITY		DESCRIPTION	KIT NUMBER
		082441	082442		
				082441 FILTER ASSEMBLY, fuel (See pages 33 and 35)	
				082442 FILTER ASSEMBLY, oil (See pages 23 and 25)	
1	082505	1	1	COVER	
2	082486	1	1	RING ASSEMBLY, cover retaining (Includes CAPSCREW 914173)	
	914173	1	1	CAPSCREW, 5/16"NF x 1-3/4"	
3	082449	1	1	GASKET, cover	
4	082492	1	-	HOLD-DOWN ASSEMBLY, filter element (Includes items 5 thru 9)	
	082493	-	1	HOLD-DOWN ASSEMBLY, filter element (Includes items 5 thru 10)	
5	082489	3	3	WASHER, element hold-down	
6	082490	1	1	SPRING, element hold-down	
7	082487	1	1	SEAL, element hold-down	
8	082488	1	1	HANDLE, element hold-down	
9	-----	1	1	STUD, element hold-down (Not serviced separately)	
10	082491	-	1	PLUG, orifice, element hold-down	
11	091540	1	1	ELEMENT, filtering	
12	076668	1	1	TUBE ASSEMBLY, outlet (Includes NUT)	
13	082967	1	1	SUPPORT, filter element	
14	-----	1	1	HOUSING (Not serviced separately)	
15	082444	2	2	BRACKET, mounting	
16	082443	2	2	BAND, mounting bracket	
	900576	8	8	SCREW, machine, 1/4"NC x 3/4"	
	911024	8	8	NUT, 1/4"NC	
17	063891	3	3	GASKET	
18	063890	-	1	VALVE ASSEMBLY, inlet check (Includes 1 SPRING, 1 RING and 1 CUP. Serviced only as a unit)	
	063889	1	-	BOLT, hollow	
19	080758	-	1	VALVE ASSEMBLY, outlet check (Includes 1 SPRING, 1 RING and 1 CUP. Serviced only as a unit)	
	063889	1	-	BOLT, hollow	
20	070590	1	1	CAPSCREW, 5/8"NF x 1-1/8" (drain plug)	
21	084897	1	1	PLUG, venting	
22	084899	1	1	WASHER, venting plug	

NOTE: Also see page 36 for First Type Filter Parts

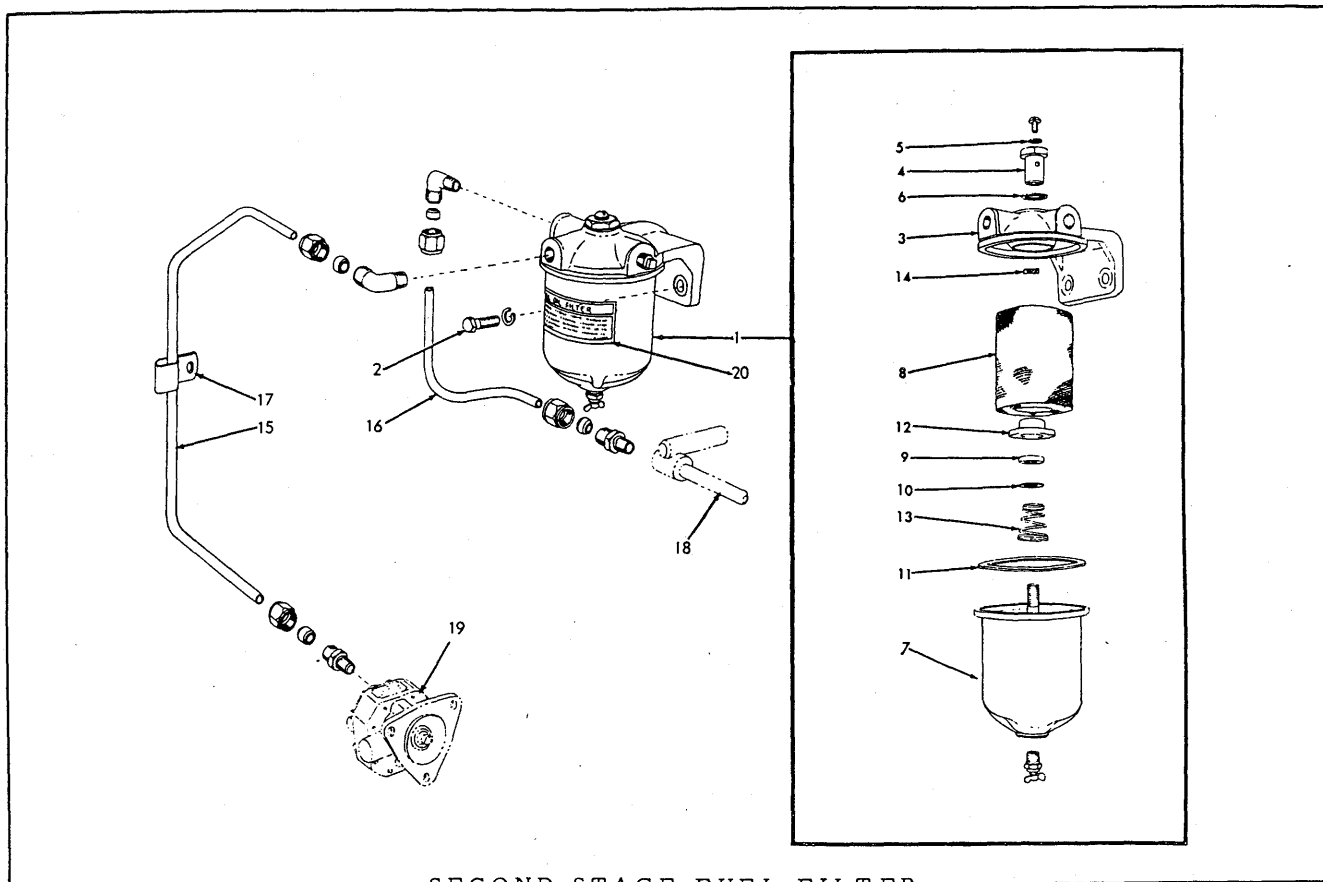




FIRST STAGE FUEL FILTER

FIRST STAGE FUEL FILTER

ITEM	PART NUMBER	QTY.	DESCRIPTION	KIT NUMBER
			NOTE: Items 1 thru 13 are not used when Heavy Duty Filters are installed.	
1	064128	1	FILTER ASSEMBLY, fuel (Consists of items 3 thru 12)	
2	045312	4	CAPSCREW, 5/16"NC x 3/4"	
	910335	4	WASHER, plain, SAE std., 5/16"	
	904205	4	LOCKWASHER, 5/16"	
	911025	4	NUT, 5/16"NC	
3	062165	1	SHELL ASSEMBLY (Includes COCK 915433)	
	915433	1	COCK, drain, 1/4"NPT	
4	062166	1	BRACKET, filter mounting	
	914826	1	CAPSCREW, fil-hd., 5/16"NC x 3"	
	904205	1	LOCKWASHER, 5/16"	
	911025	1	NUT, 5/16"NC	
5	078230	1	ELEMENT KIT (Can type. Includes items 6, 7 and 10)(Original equipment)	
	078231	1	ELEMENT KIT (Yarn type. Includes item 10)(Optional replacement)	
6	-----	2	GASKET, filter element (Not serviced)	
7	-----	2	WASHER, filter element (Not serviced)	
8	056594	1	SPRING, element	
9	047029	1	COVER, fuel filter	
10	040327	1	GASKET, cover	
11	040788	1	SCREW, fuel filter cover	
12	040330	1	GASKET, fuel filter cover screw	
13	057816	1	TUBE, first stage filter to fuel pump, rear section (Replaced by 069937 TUBE and FITTINGS on tractors with Air Heater System)	
	918564	1	NUT, Sealastic, 1/2" tube	
	915377	1	RING, Sealastic, 1/2" tube (Includes ferrule)	
	915380	1	ELBOW, Sealastic, 90°, 1/2" tube, 3/8"NPT male	
14	059784	2	ADAPTER (1/4"NPT male, 3/8"NPT female)	
15	057817	1	TUBE, first stage filter to fuel pump, front section	
	918564	3	NUT, Sealastic fitting, 1/2" tube	
	915377	3	RING, Sealastic, 1/2" tube (Includes ferrule)	
	915379	1	UNION, Sealastic, 1/2" tube	
	915378	1	CONNECTOR, Sealastic, 1/2" tube, 3/8"NPT male	
16	041919	1	CLIP, filter tube (single, closed type, 1/2" diam., 11/32" bolt-hole)	
17	048145	1	CLIP, filter tube (single, closed type, 1/2" diam., 17/32" bolt-hole)	
18	-----	1	TRANSFER, instruction (See PAINTING AND MARKING)	
19	-----	1	TUBE, fuel tank to filter (See FUEL TANK AND LINES)	
20	083472	1	BRACKET, filter mounting (For Model HD9G only)	
21	070469	2	CAPSCREW, 1/2"NF x 1-1/4"	
	904208	2	LOCKWASHER, 1/2"	
	911043	2	NUT, 1/2"NF	



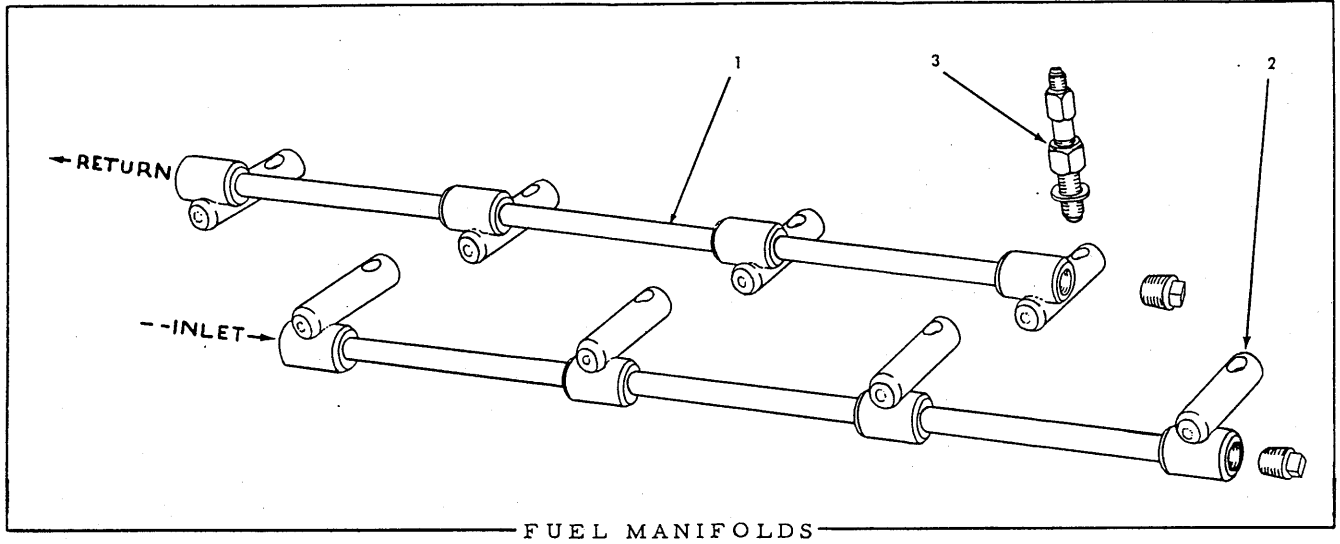
SECOND STAGE FUEL FILTER

ITEM	PART NUMBER	QTY.	DESCRIPTION	KIT NUMBER
1	065590	1	FILTER ASSEMBLY, fuel (Consists of items 3 thru 14)	
2	035439	2	CAPSCREW, 3/8"NC x 1"	
	904206	2	LOCKWASHER, 3/8"	
3	065586	1	HEAD, fuel filter	
	907859	1	PLUG, pipe, hex-socket-hd., 1/4"NPT	
4	065578	1	NUT, shell retaining	
	915432	1	SCREW, machine, 1/4"NC x 5/16"	
5	065577	1	GASKET, bleeding screw	
6	065579	1	GASKET, shell retaining nut	
7	065582	1	SHELL, filter	
	915433	1	COCK, drain, T-handle, 1/4"NPT	
8	065583	1	ELEMENT KIT (Includes items 9 thru 11)	
9	-----	1	GASKET, element seating plate (Not serviced. Order item 8)	
10	-----	1	WASHER, seating plate gasket (Not serviced. Order item 8)	
11	043130	1	GASKET, shell	
12	065584	1	PLATE, element seating	
13	065585	1	SPRING, element	
14	067481	1	GUIDE, element centering	
15	069694	1	TUBE, fuel pump to filter	
	918325	2	NUT, Sealastic fitting, 3/8" tube	
	915367	2	RING ASSEMBLY, Sealastic fitting, 3/8" tube (w/FERRULE)	
	915369	1	ELBOW, Sealastic, male, 90°, 3/8" tube, 1/4"NPT	
	915368	1	CONNECTOR, Sealastic fitting, male, 3/8" tube, 1/4"NPT	
16	069685	1	TUBE, filter to fuel manifold	
	918325	2	NUT, Sealastic fitting, 3/8" tube	
	915367	2	RING ASSEMBLY, Sealastic fitting, 3/8" tube (w/FERRULE)	
	915369	1	ELBOW, Sealastic, male, 90°, 3/8" tube, 1/4"NPT	
	915368	1	CONNECTOR, Sealastic fitting, male, 3/8" tube, 1/4"NPT	
17	042672	1	CLIP (closed type, for two 3/8" diam. lines, 7/16" bolt hole)	

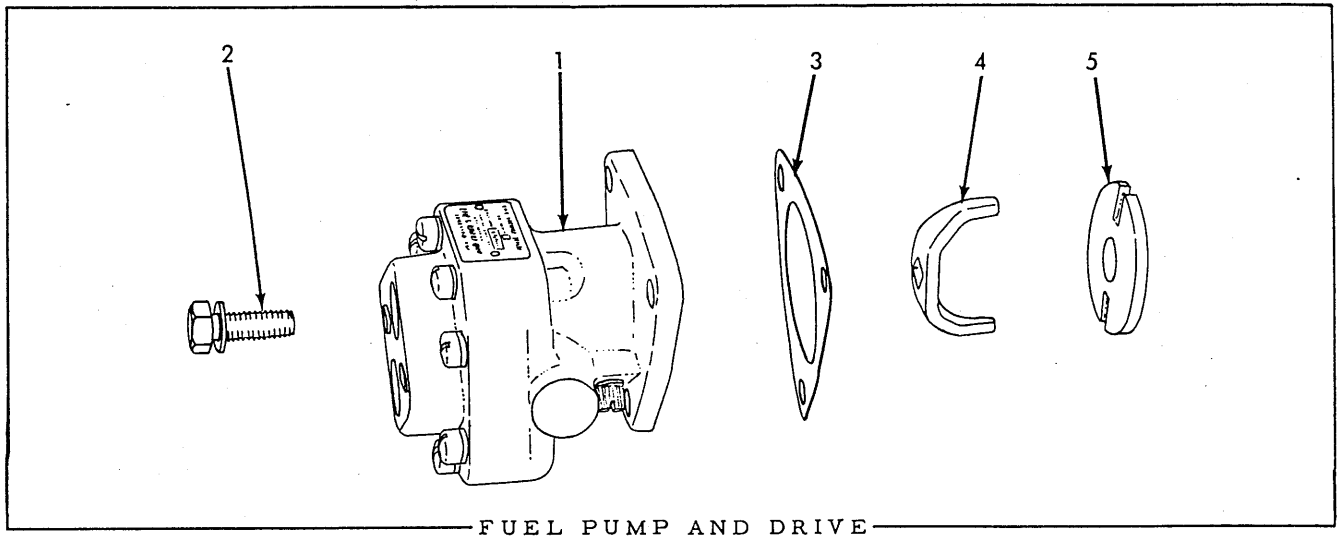
(Continued)

SECOND STAGE FUEL FILTER (Continued)

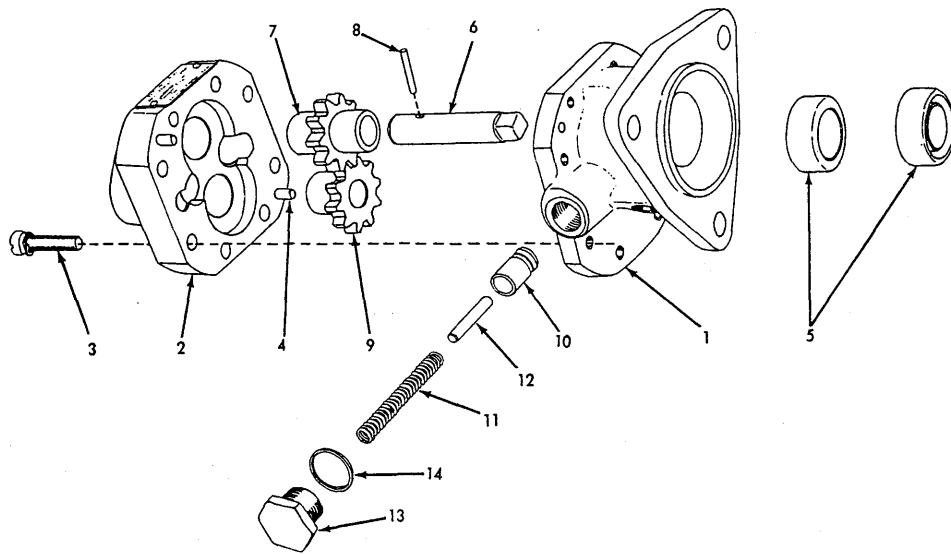
ITEM	PART NUMBER	QTY.	DESCRIPTION	KIT NUMBER
18	-----	1	MANIFOLD, fuel (See FUEL MANIFOLDS)	
19	-----	1	PUMP, fuel (See FUEL PUMP AND DRIVE)	
20	-----	1	TRANSFER, instruction (See PAINTING AND MARKING)	



ITEM	PART NUMBER	QTY.	DESCRIPTION	KIT NUMBER
1	5150560	1	MANIFOLD, fuel, upper	
	901652	1	PLUG, pipe, 1/4"NPT	
2	5150559	1	MANIFOLD, fuel, lower	
	901652	1	PLUG, pipe, 1/4"NPT	
3	-----	8	CONNECTOR ASSEMBLY (See INJECTOR)	



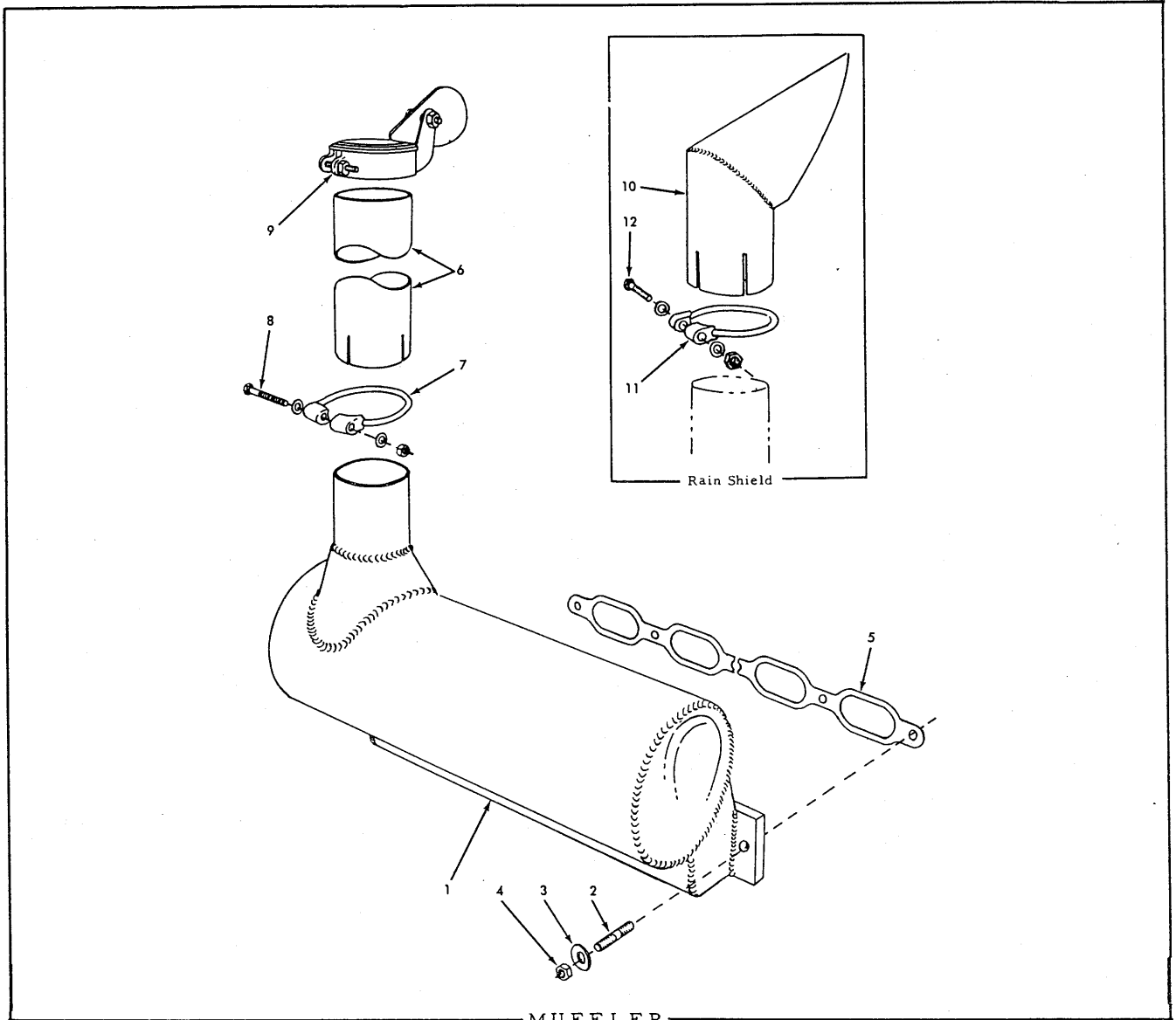
ITEM	PART NUMBER	QTY.	DESCRIPTION	KIT NUMBER
1	5175667	1	PUMP ASSEMBLY, fuel (See page 42 for service parts)	
2	5171159	3	BOLT ASSEMBLY (Includes copper WASHER)	
3	4369766	1	GASKET, pump to blower	058037
4	5150199	1	FORK, coupling	074689
5	5154401	1	DISC, coupling	



FUEL PUMP ASSEMBLY 5175667

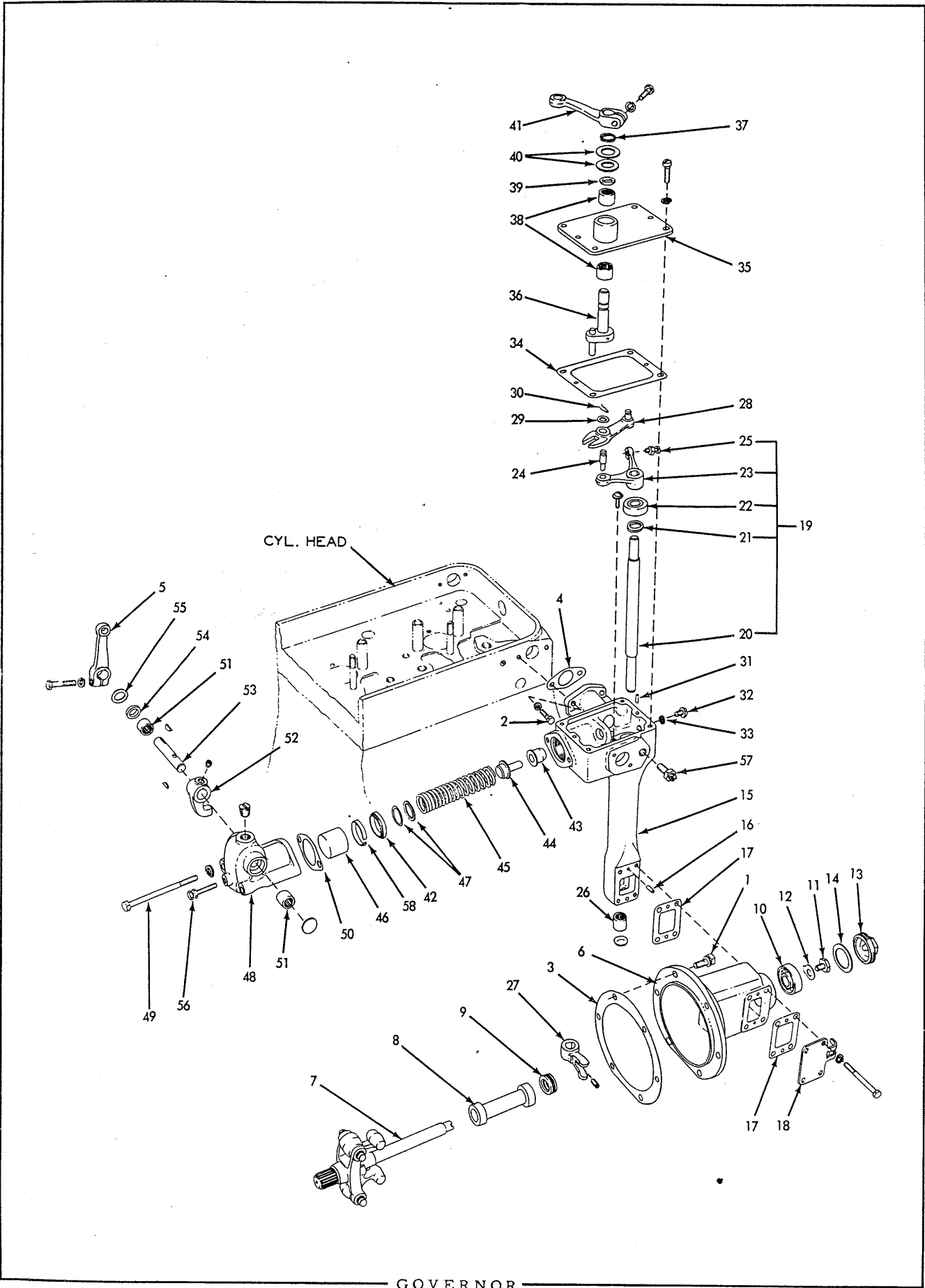
NOTE: See page 41 for listing of complete Pump Assembly.

ITEM	PART NUMBER	QTY.	DESCRIPTION	KIT NUMBER
1	-----	1	STATOR (Not serviced. Order complete PUMP ASSEMBLY)	
2	-----	1	HOUSING (Not serviced. Order complete PUMP ASSEMBLY)	
	914590	2	PLUG, expansion, 11/16" diam.	
3	5192813	8	BOLT ASSEMBLY (Includes LOCKWASHER)	
4	2225347	2	PIN, dowel, stator to housing (3/16" x 1")	
5	5192505	2	SEAL, pump shaft	
6	5192504	1	SHAFT, driving gear	
7	5192506	1	GEAR, driving	
8	5192786	1	PIN, shear (1/8" x 13/16")	
9	5192508	1	GEAR, driven	
10	2225351	1	PLUNGER, pressure relief	
11	5192509	1	SPRING, pressure relief plunger	
12	2225353	1	PIN, guiding, pressure relief spring (5/32" x 1")	
13	2225354	1	PLUG, pressure relief spring	
14	2225355	1	GASKET, pressure relief spring plug	



MUFFLER

ITEM	PART NUMBER	QTY.	DESCRIPTION	KIT NUMBER
1	083377	1	MUFFLER, exhaust	
2	3222533	5	STUD (7/16"NC x 7/16"NF x 2-3/8")	
3	5188273	5	WASHER, plain	
4	917253	5	NUT (7/16"NF)	
5	5150195	2	GASKET, exhaust manifold	058037, 39 074689 5193117
6	053007	1	PIPE, exhaust	
7	059400	1	CLAMP, exhaust pipe	
8	041911	1	CAPSCREW, 3/8"NF x 3-1/2"	
	911041	1	NUT, 3/8"NF	
	911115	2	WASHER, plain, SAE std., 3/8"	
NOTE: The following items are Special Equipment				
9	068623	1	RAINCAP, exhaust pipe	
10	077269	1	SHIELD, rain, exhaust pipe	
11	059400	1	CLAMP, exhaust pipe rain shield	
12	052016	1	CAPSCREW, 3/8"NF x 4"	
	911115	2	WASHER, plain, SAE std., 3/8"	
	911041	1	NUT, 3/8"NF	



GOVERNOR

GOVERNOR

ITEM	PART NUMBER	QTY.	DESCRIPTION	KIT NUMBER	
-	5174440	1	GOVERNOR ASSEMBLY (Consists of items 6 thru 58)		
1	5171159	6	BOLT ASSEMBLY (Includes copper WASHER)		
2	034964	2	CAPSCREW, 1/4"NC x 3/4"		
	904204	2	LOCKWASHER, 1/4"		
3	5150246	1	GASKET, governor to blower . . . . .	058037 074689	
4	5150269	1	GASKET, governor to cylinder head . . . . .	058037, 39 074689 5193117	
5	5151519	1	LEVER, variable speed control		
	905657	1	CAPSCREW, 1/4"NC x 1"		
	904204	1	LOCKWASHER, 1/4"		
6	5183285	1	HOUSING, weight		
7	5174448	1	WEIGHT AND CARRIER ASSEMBLY (Includes SHAFT. Serviced only as a unit)		
8	5154502	1	RISER		
9	074697	1	BEARING, riser thrust		
10	{	040391	1	BEARING, ball, weight shaft (Used prior to engine #4A-17382)	
		074698	1	BEARING, ball, weight shaft (Used on engines #4A-17382 and up)	
11	5150884	1	SCREW, retaining, weight shaft bearing		
12	5150897	1	LOCKWASHER, bearing retaining screw		
13	5183268	1	CAP, weight housing		
14	5165221	1	GASKET, weight housing cap . . . . .	058037	
15	5158904	1	HOUSING ASSEMBLY, control shaft (Includes items 19 thru 30 and PLUG indented below)		
	910002	1	PLUG, expansion, 3/4" diam.		
	913299	4	CAPSCREW, 1/4"NC x 2-1/4" (Also attaches weight housing cover)		
	904204	4	LOCKWASHER, 1/4"		
16	5150942	2	PIN, dowel, control housing to weight housing		
17	5150890	2	GASKET, weight housing . . . . .	058037, 39 074689 5193117	
18	5163514	1	COVER, weight housing		
19	5154438	1	SHAFT ASSEMBLY, control (Consists of items 20 thru 25)		
20	5154435	1	SHAFT, control		
21	5159080	1	WASHER, control shaft		
22	042990	1	BEARING, ball, control shaft, upper		
	913048	1	SCREW, machine, #10-24NC x 7/16"		
	906957	1	LOCKWASHER, int-tooth, #10		
	910243	1	WASHER, plain, SAE std., #10		
23	5154422	1	LEVER, control shaft		
24	5150943	1	PIN, control shaft lever		
25	5150898	1	SCREW, adjusting (hex head, 1/4"NF x 5/8")		
	910267	1	NUT, jam, 1/4"NF		
26	{	043021	1	BEARING, needle, control shaft, lower (1/2" long)(Engines prior to #4A-17382)	
		074699	1	BEARING, needle, control shaft, lower (3/4" long)(Engines #4A-17382 thru #4A-42248)	
		5188611	1	BUSHING, control shaft (Effective with engine #4A-42249)	
27	5185605	1	FORK, control shaft		
	913889	1	SETSCREW, socket head, cup point, 1/4"NF x 1/2"		

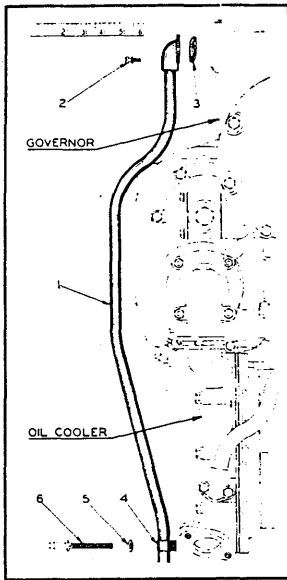
(Continued)



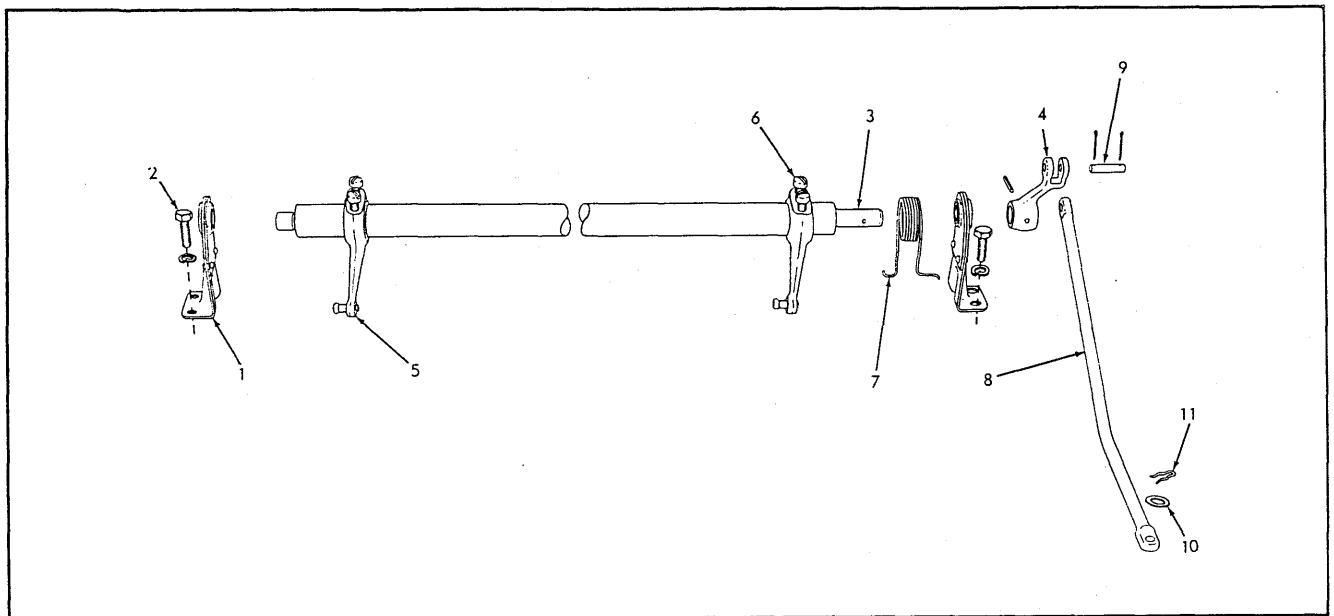
GOVERNOR (Continued)

ITEM	PART NUMBER	QTY.	DESCRIPTION	KIT NUMBER
28	5150394	1	LEVER ASSEMBLY, differential (Includes PIN)	
29	5150941	1	WASHER, retaining, differential lever	
30	040403	1	CLIP, retaining, differential lever	
31	5150942	2	PIN, dowel, control housing cover	
32	048384	1	SCREW, machine, 5/16"NF x 3/8"	
33	040401	1	GASKET, control housing screw (copper)	
34	5150889	1	GASKET, control shaft housing cover	058037, 39 074689 5193117
35	5174412	1	COVER ASSEMBLY, control housing (Includes items 38 and 39)	
	901228	4	CAPSCREW, fil-hd., 1/4"NC x 3/4"	
	904204	4	LOCKWASHER, 1/4"	
36	5174425	1	SHAFT ASSEMBLY (Includes 1 LEVER and 2 PINS)	
37	5174429	1	RING, shaft retaining	
38	043021	2	BEARING, needle, fuel shut-off lever shaft	
39	5176557	1	SEAL, shut-off lever shaft	
40	5153060	2	RETAINER, shut-off lever shaft	
41	5151519	1	LEVER, shut-off	
	905657	1	CAPSCREW, 1/4"NC x 1"	
	904204	1	LOCKWASHER, 1/4"	
42	5171734	1	STOP, variable speed spring retainer (Used only when necessary to limit high speed)	
43	5152939	1	GUIDE, variable speed spring plunger	
44	5152938	1	PLUNGER, variable speed spring	
45	5152940	1	SPRING, variable speed	
46	5152941	1	RETAINER, variable speed spring	
47	5152962	1	SHIM, variable speed spring (.010" thick. Use as req'd)	
	5153904	1	SHIM, variable speed spring (.078" thick. Use as req'd)	
48	5172557	1	HOUSING, variable speed spring	
	910002	1	PLUG, expansion, 3/4" diam.	
	911081	1	PLUG, pipe, slotted head, 1/4"NPT	
49	040378	2	CAPSCREW, 5/16"NC x 3-1/2"	
	904205	2	LOCKWASHER, 5/16"	
50	5152944	1	GASKET, variable speed spring housing	058037 074689
51	043021	2	BEARING, needle, variable speed spring housing	
52	5176629	1	LEVER, variable speed spring	
	915476	1	SETSCREW, socket head, dog-pt., 5/16"NF x 1/4"	
53	5173964	1	SHAFT, variable speed lever	
	910173	2	KEY, #2 woodruff, 3/32" x 1/2"	
54	5153007	1	PACKING, variable speed lever shaft	
55	5152932	1	WASHER, variable speed lever shaft packing	
56	5179613	1	BOLT, idling speed adjustment (1/4"NC x 1-1/4")	
	911325	1	NUT, jam, 1/4"NC	
57	5177083	1	SCREW ASSEMBLY, buffer (Consists of 1 SCREW, 1 SPRING and 1 NUT. Serviced only as a unit)	
58	-----	1	STOP, variable speed spring retainer (Not used on A-C Tractors. Remove and discard)	

ENGINE BREATHING PIPE

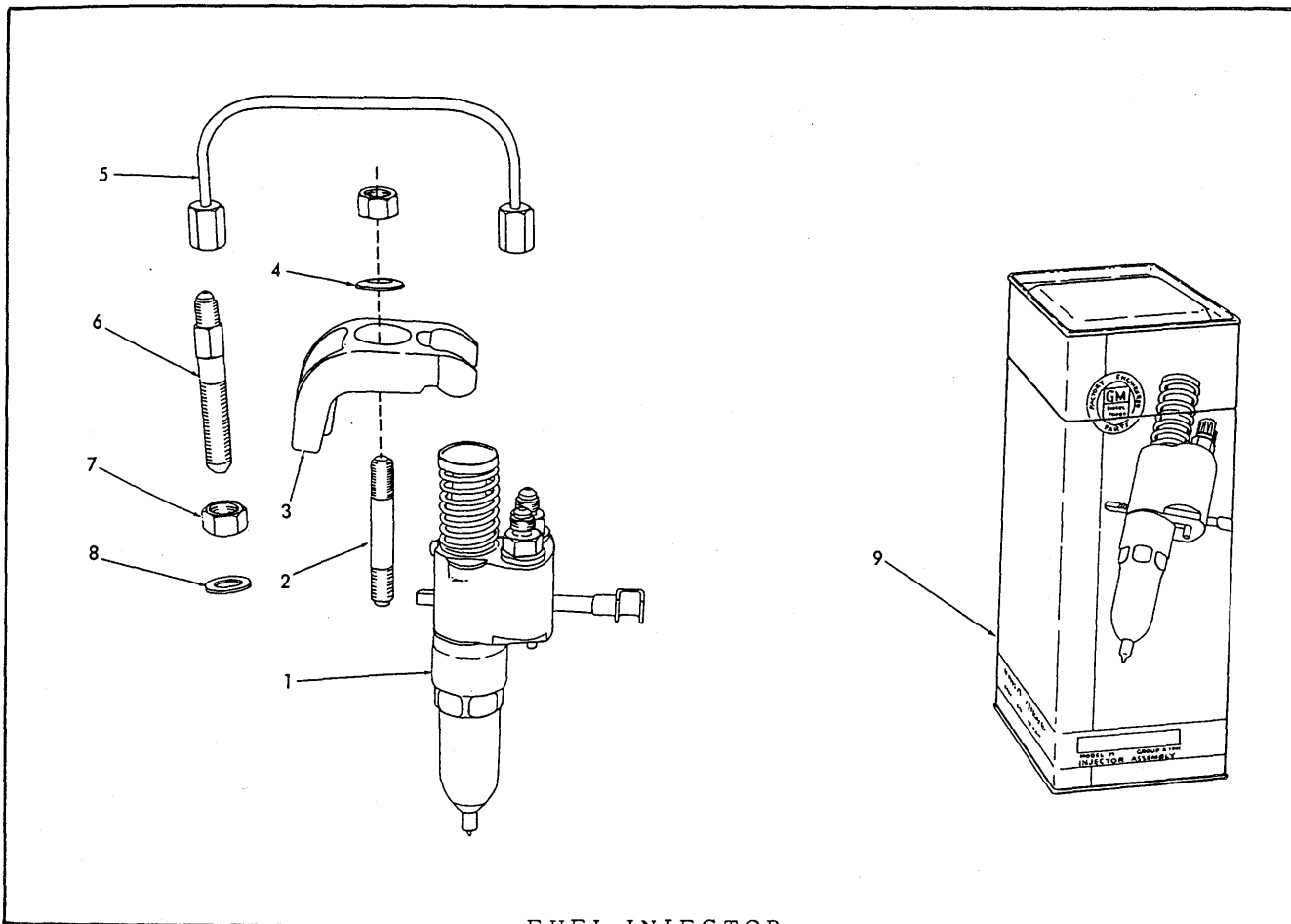


ITEM	PART NUMBER	QTY.	DESCRIPTION	KIT NUMBER
1	5154104	1	PIPE, breathing	
2	901217	2	SCREW, machine, fil.-hd., #10NC x 5/8"	
	904203	2	LOCKWASHER, #10	
3	5150900	1	GASKET, breathing pipe . . . . .	058037, 39 074689 5193117
4	040404	1	CLIP; breathing pipe (single, closed type, 5/8" diam., 11/32" bolt hole)	
5	910335	1	WASHER, plain, SAE std., 5/16"	
6	-----	1	CAPSCREW (See OIL COOLER)	



INJECTOR CONTROL

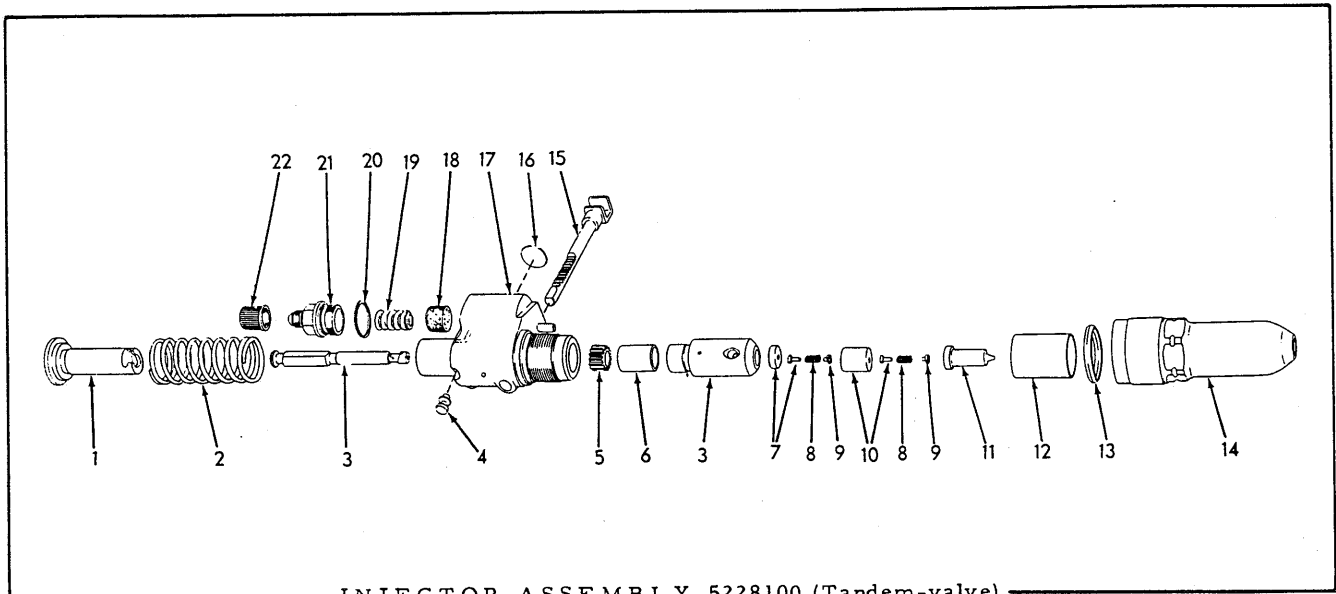
ITEM	PART NUMBER	QTY.	DESCRIPTION	KIT NUMBER
1	5161677	2	BRACKET ASSEMBLY, control tube (Includes plain BEARING. Serviced only as a unit)	
2	047478	4	CAPSCREW, 1/4"NC x 5/8"	
	904204	4	LOCKWASHER, 1/4"	
3	5190543	1	TUBE ASSEMBLY, control (Includes item 4)	
4	5150263	1	LEVER, control	
5	910274	1	PIN, groove, 1/8" x 3/4"	
6	5150260	6	LEVER ASSEMBLY, control (Includes item 6)	
7	5153618	12	CAPSCREW, fil.-hd., 1/4"NF x 3/4"	
8	5150994	1	SPRING, control tube	
9	5150990	1	LINK, governor to injector control lever	
10	5150265	1	PIN, control link	
11	900970	1	PIN, cotter, 1/16" x 1/2"	
12	5150941	1	WASHER, control link retaining	
13	040403	1	CLIP, control link retaining	



FUEL INJECTOR

\* Models HD9B and HD9F  
 \*\* Model HD9G

ITEM	NUMBER	PART QUANTITY	DESCRIPTION	KIT NUMBER
1	5228100	4 4	INJECTOR ASSEMBLY (55 mm. Tandem-valve type. See page 49 for service parts)(Used on engines prior to #4A-45201. Not used on Model HD9G tractors after serial No. 2697. Order INJECTOR ASSEMBLY 5228300)	
	5228300	4 -	INJECTOR ASSEMBLY (55 mm. High-valve type. See page 51 for service parts)(Effective with engine #4A-45201)	
	5227935	- 4	INJECTOR ASSEMBLY (70 mm. Low-valve type. See page 50 for service parts)(Effective with tractor #2698 but later discontinued on engines #4A-38800 thru #4A-39137 and on engines #4A-40230 and up. Order INJECTOR ASSEMBLY 5228305)	
	5228305	- 4	INJECTOR ASSEMBLY (70 mm. High-valve type. See page 51 for service parts)(Used on engines #4A-38800 thru #4A-39137 and on engines #4A-40230 and up)	
2	5150251	4 4	STUD, injector clamp (3/8"NC x 3/8"NF x 2-1/2")	
	911041	4 4	NUT, 3/8"NF	
3	5150249	4 4	CLAMP, injector	
4	5150250	4 4	WASHER, injector clamp stud	
5	5151121	8 8	PIPE ASSEMBLY, fuel (Includes NUTS)	
6	5188227	8 8	CONNECTOR ASSEMBLY, fuel pipe (Includes nylon insert)	
7	078737	8 8	NUT, elastic stop, 7/16"NF (Engines prior to #4A-44355)	
8	5150568	8 8	WASHER, fuel pipe connector (Used on engines prior to #4A-33163)	
9	5193171	- -	CONTAINER (For shipping and storing injector)	

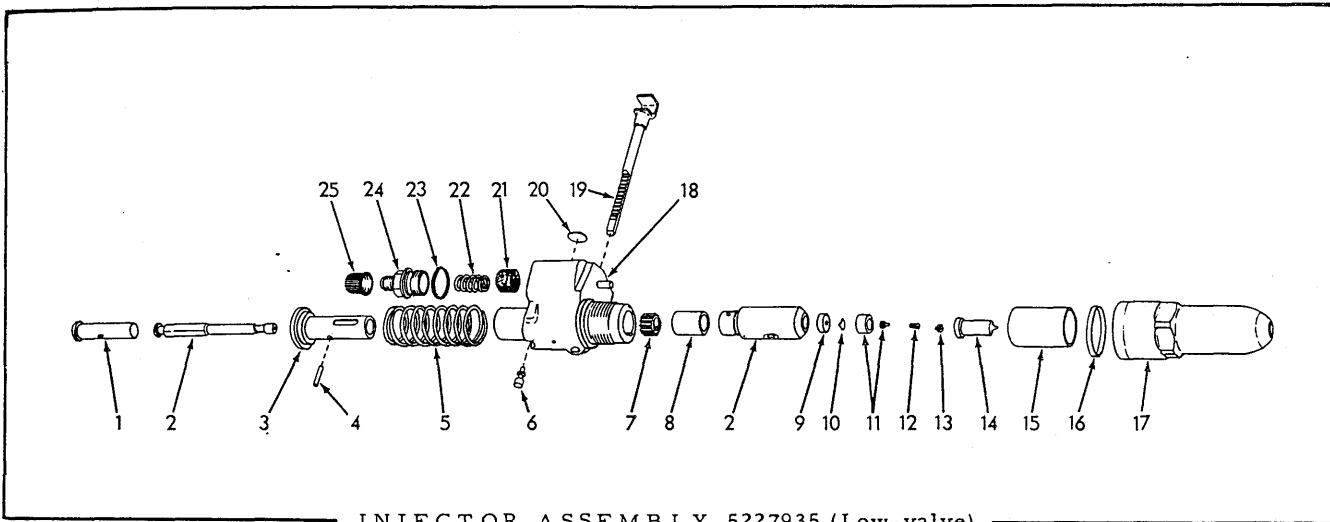


INJECTOR ASSEMBLY 5228100 (Tandem-valve)

USAGE: See page 48 for listing of complete Injector Assembly.

ITEM	PART NUMBER	QTY.	DESCRIPTION	KIT NUMBER
1	5228104	1	FOLLOWER, plunger	
2	5228292	1	SPRING, follower	
3	5228126	1	PLUNGER ASSEMBLY (Each consists of 1 PLUNGER, 1 BUSHING and 1 PIN. Serviced only as a unit)	
4	5226717	1	PIN, follower stop	
5	5226400	1	GEAR, plunger	
6	5226567	1	RETAINER, plunger gear	
7	-----	1	VALVE ASSEMBLY, upper (Order 1 TIP KIT 5228301, 1 VALVE 5226411 and 1 CAGE 5228294)	
8	5227210	2	SPRING, valve	
9	5227318	2	STOP, valve	
10	-----	1	VALVE ASSEMBLY, lower (Order 1 TIP KIT 5228301, 1 VALVE 5226411 and 1 CAGE 5228294)	
11	5227321	1	TIP, spray	
12	5228109	1	DEFLECTOR, fuel spill	
13	5226564	1	RING, nut sealing. . . . .	5193221
14	5228102	1	NUT, retaining	
15	5226719	1	RACK, control	
16	5228124	1	TAG, identification (TV55, orange)	
17	5227931	1	BODY ASSEMBLY (Includes 1 PIN. Serviced only as a unit)	
18	5228013	2	ELEMENT, fuel filtering . . . . .	5193221
19	5226415	2	SPRING, retaining, fuel filtering element	
20	5226186	2	GASKET, fuel filtering element cap . . . . .	5193221
21	5226413	2	CAP, fuel filtering element	
22	5226414	2	CAP, shipping (Remove when installing injector) . . . . .	5193221

NOTE: Quantities indicated are for one (1) Injector Assembly only.

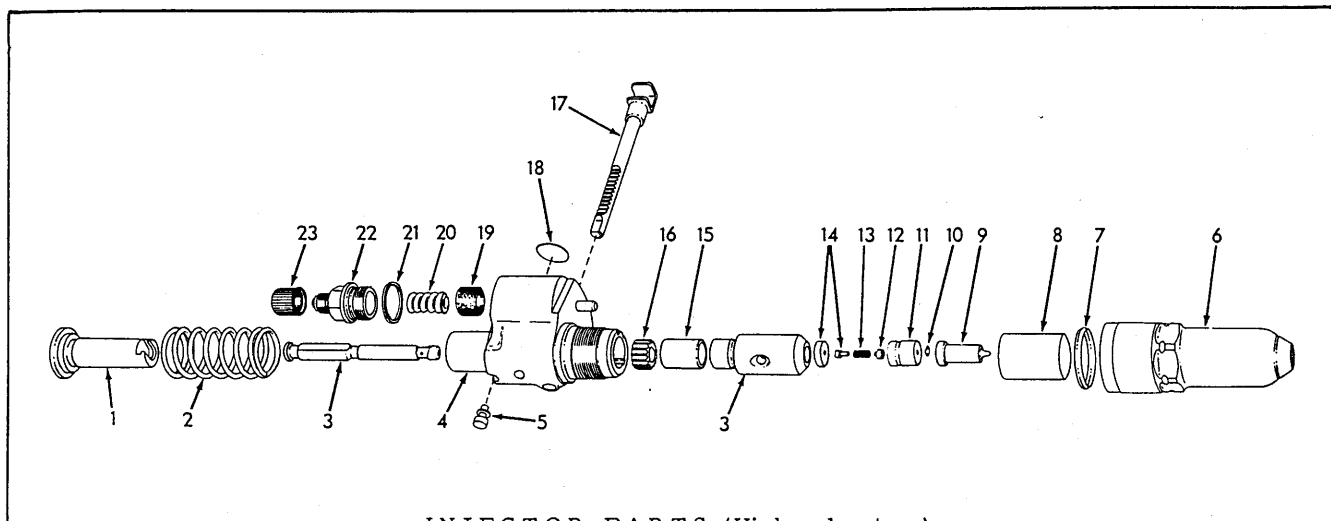


INJECTOR ASSEMBLY 5227935 (Low-valve)

USAGE: See page 48 for listing of complete Injector Assembly.

ITEM	PART NUMBER	QTY.	DESCRIPTION	KIT NUMBER
1	5226394	1	FOLLOWER, plunger	
2	-----	1	PLUNGER ASSEMBLY (1 PLUNGER and 1 BUSHING 1-15/16" long. Original equipment)(Order PLUNGER ASSEMBLY 5228304 and SPACER 5228319)	
	5228304	1	PLUNGER ASSEMBLY (1 PLUNGER and 1 BUSHING 1-11/16" long. Used for service replacement only. Also see item 9)	
3	-----	1	GUIDE, plunger follower (Order FOLLOWER 5228104)	
4	5226397	1	PIN, plunger follower guide	
5	5228292	1	SPRING, plunger follower	
6	5226717	1	PIN, plunger stop	
7	5226400	1	GEAR, plunger	
8	5226567	1	RETAINER, plunger gear	
9	5226570	1	SPACER, check valve (1/4" high. Original equipment)	
	5228319	1	SPACER, check valve (3/8" high. Used as service replacement only. See item 2)	
10	5226411	1	VALVE, check	
11	5227323	1	VALVE ASSEMBLY, fuel spray tip (1 VALVE and 1 SEAT. Serviced only as a unit)	5227325
12	5227210	1	SPRING, spray tip valve	5227325
13	5227318	1	STOP, spray tip valve	5227325
14	5227317	1	TIP, fuel spray	5227325
15	5226565	1	DEFLECTOR, fuel spill	
16	5226564	1	RING, nut sealing	5193221
17	5226563	1	NUT	
18	5227931	1	BODY ASSEMBLY (Consists of 1 BODY and 1 PIN. Serviced only as a unit)	
19	5226719	1	RACK, control	
20	5227932	1	TAG, identification (70 mm., black)	
21	5228013	2	ELEMENT, fuel filtering	5193221
22	5226415	2	SPRING, retaining, fuel filtering element	
23	5226186	2	GASKET, fuel filtering element cap	5193221
24	5226413	2	CAP, fuel filtering element	
25	5226414	2	CAP, shipping (Remove when installing INJECTOR)	5193221

NOTE: Quantities indicated are for one (1) Injector Assembly only.



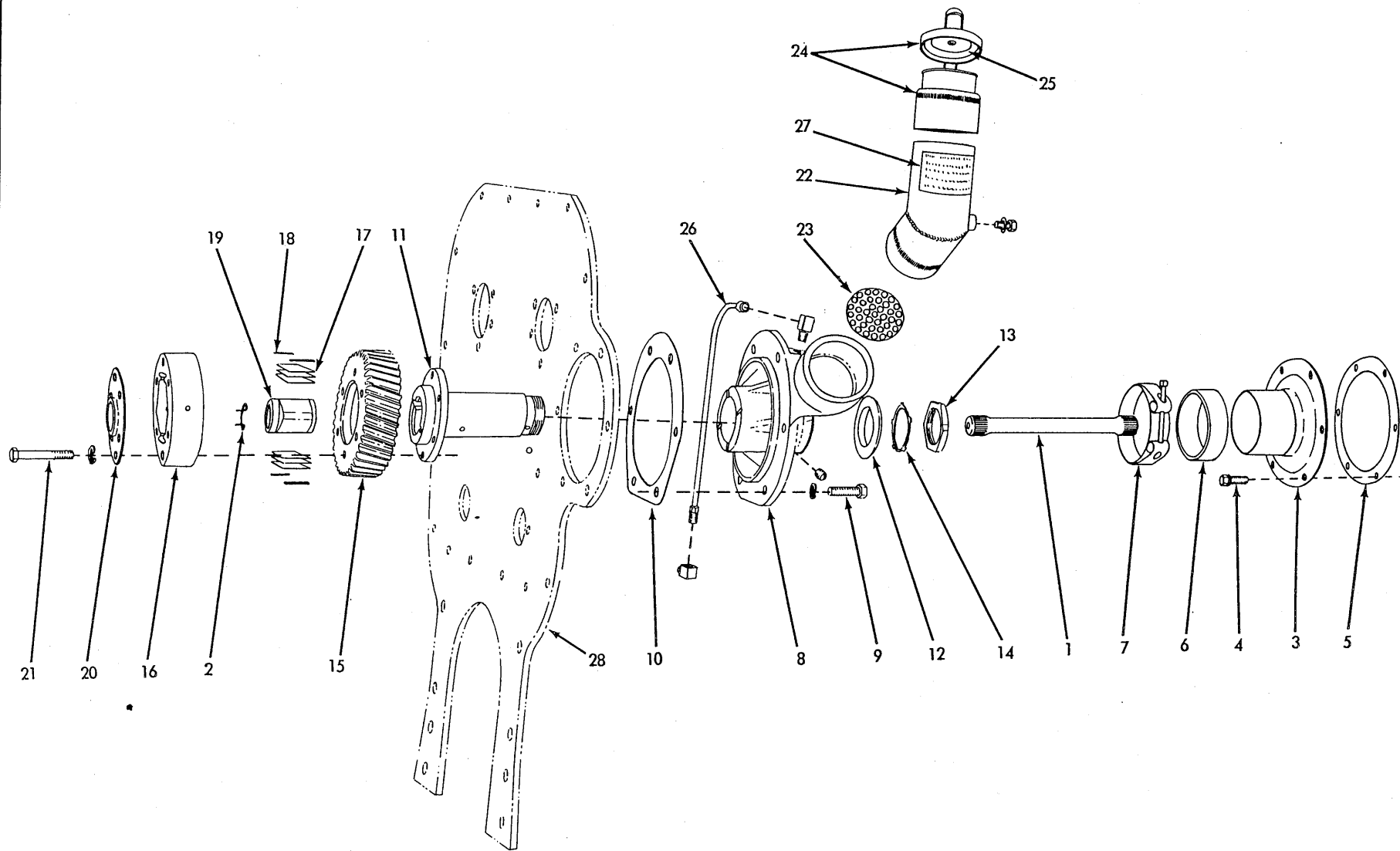
INJECTOR PARTS (High-valve type)

\* INJECTOR ASSEMBLY 5228300 (See page 48)

\*\* INJECTOR ASSEMBLY 5228305 (See page 48)

ITEM	PART NUMBER	QUANTITY	DESCRIPTION	KIT NUMBER
1	5228104	1	FOLLOWER, plunger	
2	5228292	1	SPRING, follower	
3	5228126	1	PLUNGER ASSEMBLY (Consists of 1 PLUNGER 55 mm., 1 BUSH- ING 55 mm. and 1 PIN. Serviced only as a unit)	
	5228304	1	PLUNGER ASSEMBLY (Consists of 1 PLUNGER 70 mm., 1 BUSH- ING 70 mm. and 1 PIN. Serviced only as a unit)	
4	5227931	1	BODY ASSEMBLY (Includes 1 PIN. Serviced only as a unit)	
5	5226717	1	PIN, follower stop	
6	5228102	1	NUT, retaining	
7	5226564	1	RING, nut sealing	5193221
8	5228109	1	DEFLECTOR, fuel spill	
9	5228296	1	TIP, spray	5228301
	5228293	1	TIP, spray	5228312
10	5226411	1	VALVE, check	
11	5228294	1	CAGE, valve	
12	5227318	1	STOP, valve	5228301 5228312
13	5227210	1	SPRING, valve	5228301 5228312
14	5228316	1	VALVE ASSEMBLY (1 VALVE and 1 SEAT. Serviced only as a unit).	5228301 5228312
15	5226567	1	RETAINER, plunger gear	
16	5226400	1	GEAR, plunger	
17	5226719	1	RACK, control	
18	5228297	1	TAG, identification (HV55)	
	5228299	1	TAG, identification (HV70)	
19	5228013	2	ELEMENT, fuel filtering	5193221
20	5226415	2	SPRING, retaining, fuel filtering element	
21	5226186	2	GASKET, fuel filtering element cap	5193221
22	5226413	2	CAP, fuel filtering element	
23	5226414	2	CAP, shipping (Remove when installing injector)	5193221

NOTE: Quantities indicated are for one (1) Injector Assembly only.

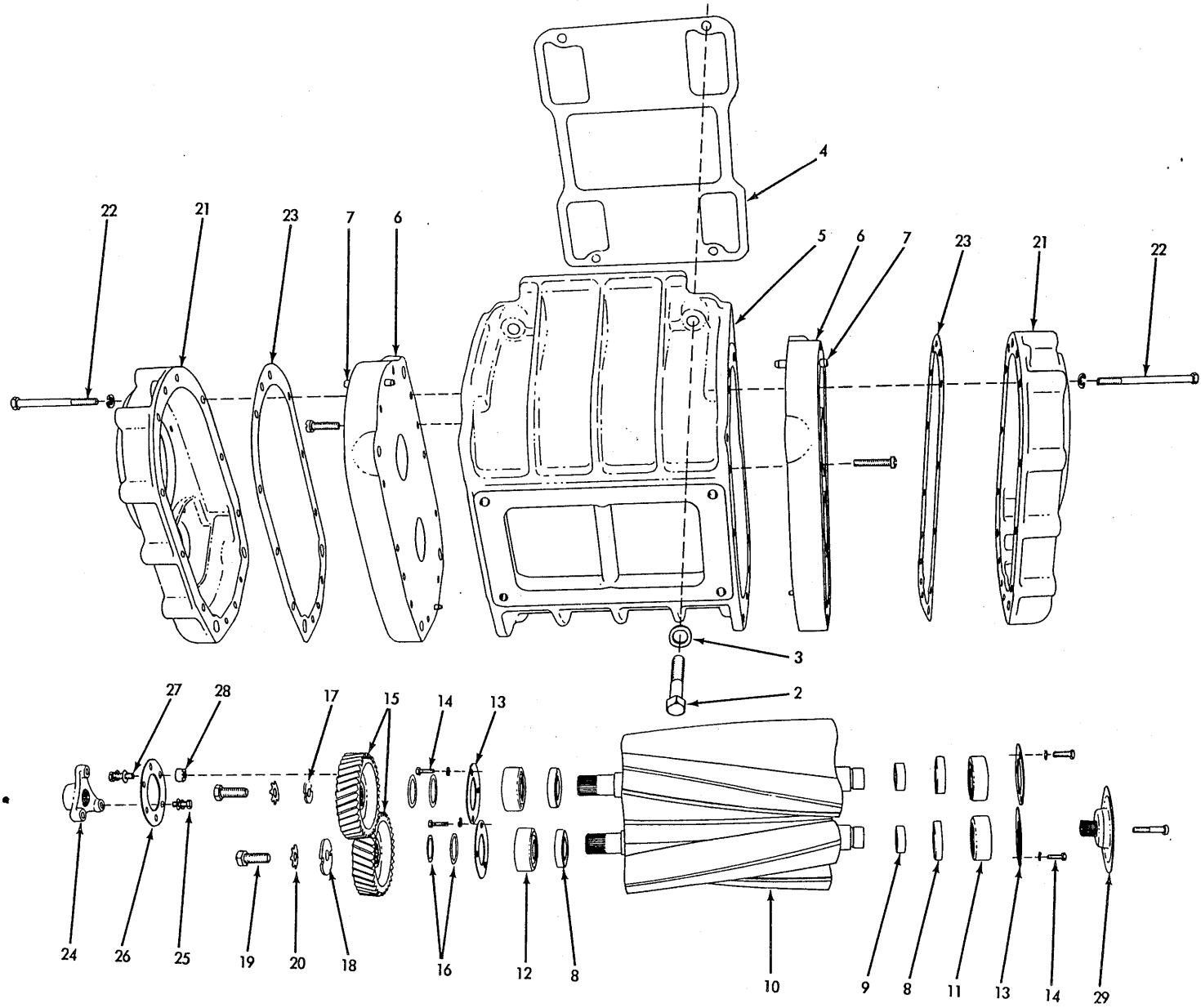


BLOWER DRIVE

BLOWER DRIVE

ITEM	PART NUMBER	QTY.	DESCRIPTION	KIT NUMBER
1	5154639	1	SHAFT	
2	5167727	1	RING, snap, drive shaft	
3	5172868	1	COVER, drive shaft	
4	5171159	6	BOLT ASSEMBLY (Includes copper WASHER)	
5	5150246	1	GASKET, drive shaft cover	058037
				074689
6	5172865	1	SEAL, drive shaft cover	074689
7	5173695	1	CLAMP, cover seal	
8	{ 5172871	1	SUPPORT ASSEMBLY (Bushing is not serviced separately)	
	{ 910230	1	PLUG, pipe, slotted head, 1/8"NPT	
9	{ 5153347	2	CAPSCREW, hex-hd., 3/8"NF x 13/16"	
	{ 904206	2	LOCKWASHER, 3/8"	
10	5150286	1	GASKET, support	058037
				074689
11	5150279	1	HUB, gear	
12	{ 5158901	1	WASHER, thrust	
	{ 912738	1	BALL, steel, 7/32" diam.	
13	5152804	1	NUT, gear hub locking	
14	5150281	1	LOCKWASHER, gear hub nut	
15	5173320	1	GEAR (40 teeth)	
16	5150345	1	SUPPORT, coupling	
17	5150347	42	SPRING, coupling	
18	5150346	4	SEAT, coupling spring	
19	5150348	1	CAM, coupling	
20	5150349	1	RETAINER, coupling	
21	{ 5150350	6	BOLT, coupling (5/16"NF x 2")	
	{ 904205	6	LOCKWASHER, 5/16"	
22	{ 5174631	1	TUBE, oil filler	
	{ 913190	1	CAPSCREW, 5/16"NF x 1/2"	
	{ -----	1	WASHER, copper (Not serviced)	
23	5150147	1	STRAINER, oil filler	
24	1543853	1	CAP ASSEMBLY, oil filler (Includes item 25)	
25	1543857	1	GASKET, oil filler cap	
26	{ 5150433	1	PIPE ASSEMBLY, oil (Includes NUTS)	
	{ 913039	1	ELBOW, inverted flare, male, 90°, 1/4" tube, 1/8"NPT	
	{ 913040	1	ELBOW, inverted flare, male, 90°, 1/4" tube, 1/4"NPT	
27	-----	1	TRANSFER, caution (See PAINTING AND MARKING)	
28	-----	1	PLATE, end, cylinder block (See FLYWHEEL HOUSING)	

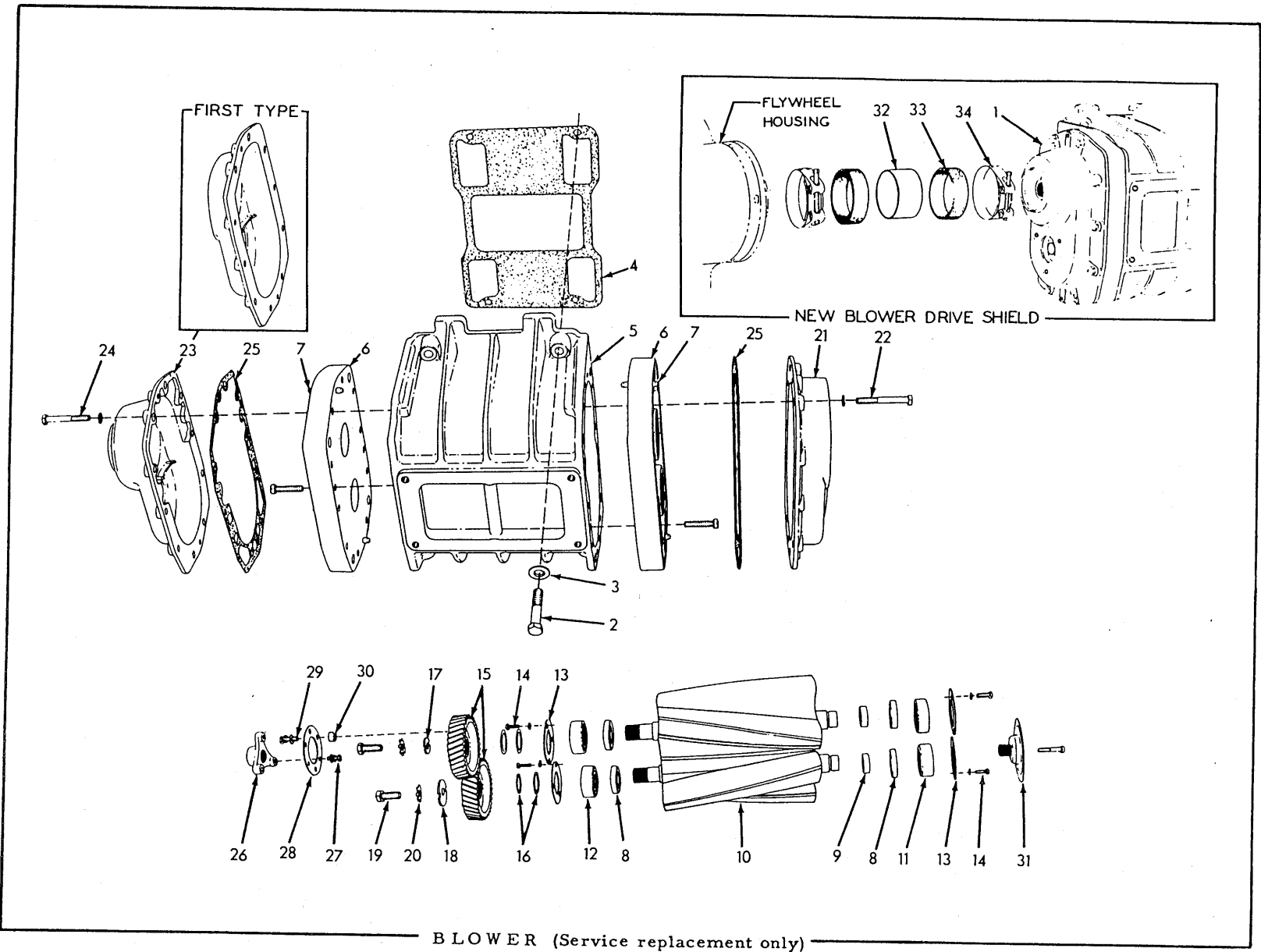




B L O W E R

BLOWER

ITEM	PART NUMBER	QTY.	DESCRIPTION	KIT NUMBER	
1	5158146	1	BLOWER ASSEMBLY (Consists of items 5 thru 29)		
2	041916	4	CAPSCREW, 7/16"NC x 2"		
3	5150238	4	WASHER, plain		
4	5150236	1	GASKET, blower to cylinder block .....	058037 074689	
5	5157199	1	HOUSING		
6	5150218	2	PLATE ASSEMBLY, end (Includes items 7 and 8)		
	901240	4		CAPSCREW, fil-hd., 5/16"NC x 1-1/2"	
7	-----	4	PIN, dowel (Not serviced separately)		
8	5150220	4	SEAL, oil (1-3/16" shaft diam. Original Equipment)		
	5192438	4		SEAL, oil (1-3/8" shaft diam. For use when rotor shaft is too worn to permit use of standard SEAL 5150220. Also order SPACER 5192439 to make initial installation)	
9	5192439	4	SPACER (Provides new seal surface for worn rotor shafts. Requires use of oil SEAL 5192438)		
10	5192794	1	ROTOR SET (Consists of 1 upper ROTOR and 1 lower ROTOR, matched for proper operating clearance)		
11	7450168	2	BEARING, roller - front		
12	042991	2	BEARING, ball - rear		
13	5179017	4	RETAINER, bearing		
14	034964	12	CAPSCREW, 1/4"NC x 3/4"		
	904204	12		LOCKWASHER, 1/4"	
15	5192234	1	GEAR SET (Gears are matched and are not serviced separately)		
16	5150372	-	SHIM, rotor gear (.002" thick. Use as req'd)		
	5153938	-	SHIM, rotor gear (.003" thick. Use as req'd)		
	5150855	-	SHIM, rotor gear (.005" thick. Use as req'd)		
	5150856	-	SHIM, rotor gear (.010" thick. Use as req'd)		
17	5154400	1	WASHER, retaining, upper rotor gear		
18	-----	1	DISC, coupling (See FUEL PUMP)		
19	070469	2	CAPSCREW, hex-hd., 1/2"NF x 1-1/4"		
20	5154398	2	LOCKWASHER, special		
21	5150233	2	COVER, end plate		
22	040378	20	CAPSCREW, 5/16"NC x 3-1/2"		
	904205	20		LOCKWASHER, 5/16"	
23	5150234	2	GASKET, end plate cover .....	058037 074689	
24	5173366	1	HUB, driving		
25	5173362	3	BOLT (hex-hd., 5/16"NF x 3/4")		
	904205	3		LOCKWASHER, 5/16"	
	910335	3		WASHER, plain, SAE std., 5/16"	
26	5173365	2	PLATE, driving hub		
27	5173363	3	BOLT (hex-hd., 5/16"NF x 1")		
	904205	3		LOCKWASHER, 5/16"	
	910335	3		WASHER, plain, SAE std., 5/16"	
28	5173364	3	SPACER, driving hub plate		
29	-----	1	COUPLING (See WATER PUMP)		



BLOWER (Service replacement only)

B L O W E R

USAGE: Service replacement only. See previous pages for design used as original equipment.

\* Used prior to August 1959  
 \*\* Effective August 1959

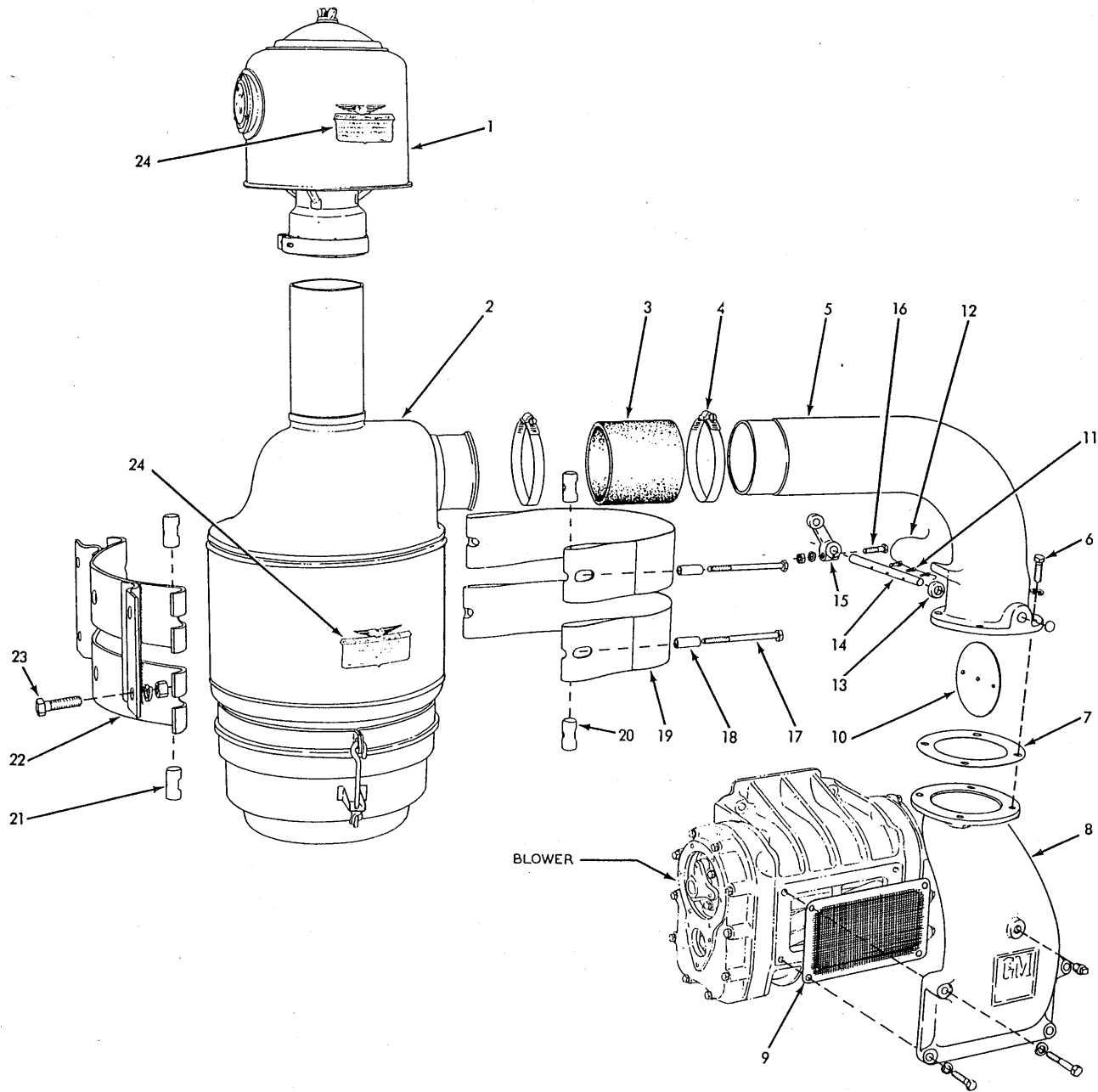
ITEM	PART NUMBER	QTY. * **	DESCRIPTION	PACKAGE NUMBER	
-	5114468	1 -	BLOWER ASSEMBLY (Consists of items 5 thru 31)		
1	5120992	- 1	BLOWER ASSEMBLY (Consists of items 5 thru 31)		
2	041916	4 4	CAPSCREW, 7/16"NC x 2"		
3	5150238	4 4	WASHER, plain		
4	5115657	1 1	GASKET, blower to cylinder block . . . . .	058037	
5	5114200	1 1	HOUSING	074689	
6	5193719	2 2	PLATE ASSEMBLY, end (Includes item 7)		
	901240	4 4	CAPSCREW, fil-hd., 5/16"NC x 1-1/2"		
7	-----	4 4	PIN, dowel (Not serviced separately)		
8	{	5150220	4 4	SEAL, oil (1-3/16" shaft diam. Original Equipment)	
		5192438	4 4	SEAL, oil (1-3/8" shaft diam. For use when rotor shaft is too worn to permit use of standard SEAL 5150220. Also order SPACER 5192439 to make initial installation)	
9	5192439	4 4	SPACER (Provides new seal surface for worn rotor shafts. Requires use of oil SEAL 5192438)		
10	5192794	1 1	ROTOR SET (Consists of 1 upper ROTOR and 1 lower ROTOR, matched for proper operating clearance)		
11	7451054	2 2	BEARING, roller, front		
12	042991	2 2	BEARING, ball, rear		
13	5179017	4 4	RETAINER, bearing		
14		034964	12 12	CAPSCREW, 1/4"NC x 3/4"	
		904204	12 12	LOCKWASHER, 1/4"	
15	5192234	1 1	GEAR SET (Gears are matched and are not serviced separately)		
16	{	5150372	- -	SHIM, rotor gear (.002" thick. Use as req'd)	
		5153938	- -	SHIM, rotor gear (.003" thick. Use as req'd)	
		5150855	- -	SHIM, rotor gear (.005" thick. Use as req'd)	
		5150856	- -	SHIM, rotor gear (.010" thick. Use as req'd)	
17	5154400	1 1	WASHER, retaining, upper rotor gear		
18	-----	1 1	DISC, coupling (See FUEL PUMP)		
19	070469	2 2	CAPSCREW, hex-hd., 1/2"NF x 1-1/4"		

(Continued)

B L O W E R (Continued)

ITEM	PART NUMBER	QTY. * **	DESCRIPTION	PACKAGE NUMBER
20	5154398	2 2	LOCKWASHER	
21	5114442	1 1	COVER, end plate, front	
22	5115190	10 10	BOLT ASSEMBLY, 5/16"NC x 2-1/2" (Includes lockwasher)	
23	5114442	1 -	COVER, end plate, rear	
	5120726	- 1	COVER, end plate, rear	
24	5115190	10 10	BOLT ASSEMBLY, 5/16"NC x 2-1/2" (Includes lockwasher)	
25	5114726	2 2	GASKET, end plate cover	
26	5173366	1 1	HUB, driving	
27	5173362	3 3	BOLT (hex-hd., 5/16"NF x 3/4")	
	904205	3 3	LOCKWASHER, 5/16"	
	910335	3 3	WASHER, plain, SAE std., 5/16"	
28	5173365	2 2	PLATE, driving hub	
29	5173363	3 3	BOLT (Hex-hd., 5/16"NF x 1")	
	904205	3 3	LOCKWASHER, 5/16"	
	910335	3 3	WASHER, plain, SAE std., 5/16"	
30	5173364	3 3	SPACER, driving hub plate	
31	-----	1 1	COUPLING (See WATER PUMP)	
32	5118354	- 1	TUBE, blower drive shaft	
33	5172865	- 2	SEAL, blower drive shaft tube	
34	5173695	- 2	CLAMP, tube seal	

MEMO



AIR CLEANER

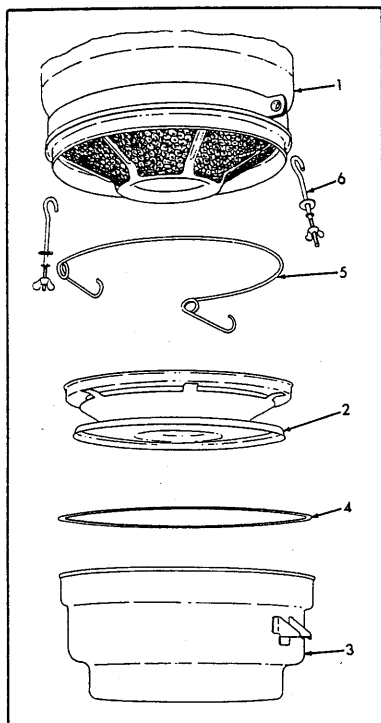
AIR CLEANER

ITEM	PART NUMBER	QTY.	DESCRIPTION	KIT NUMBER
1	074099	1	PRE-CLEANER ASSEMBLY, air (See page 58 for service parts)	
2	067876	1	CLEANER ASSEMBLY, air (See page 58 for service parts)	
3	059267	1	HOSE, air cleaner (4" I.D. x 4")	
4	061952	2	CLAMP, hose, adjustable, 3-7/8" to 4-3/4" diam.	
5	057020	1	ELBOW, air inlet	
	910001	1	PLUG, expansion, 5/8" diam.	
6	035439	4	CAPSCREW, 3/8" NC x 1"	
	904206	4	LOCKWASHER, 3/8"	
7	040118	1	GASKET, air inlet elbow . . . . .	058037 074689
8	065976	1	HOUSING, air intake	
	904281	2	CAPSCREW, 3/8" NC x 2-1/4"	
	910245	2	CAPSCREW, 3/8" NC x 1-3/8"	
	904206	4	LOCKWASHER, 3/8"	
	901652	1	PLUG, pipe, 1/4" NPT (Plugs priming hole on tractors equipped with Air Heater)	
9	5150780	1	SCREEN, blower (also serves as air intake housing gasket). . . . .	058037 074689
10	040164	1	VALVE, air shut-off	
11	040162	3	SCREW (fil.-hd., #10-24 NC x 1/2")	
12	040163	1	WIRE, locking (1/32" x 7")	
13	040302	1	SEAL, dust, air shut-off valve shaft	
14	042946	1	SHAFT, air shut-off valve	
15	067017	1	LEVER, air shut-off valve shaft	
16	U-3188	1	CAPSCREW, 3/8" NF x 1-1/2"	
	904206	1	LOCKWASHER, 3/8"	
	911041	1	NUT, 3/8" NF	
17	040570	4	CAPSCREW, 3/8" NC x 4-1/4"	
18	053667	4	SPACER, mounting band capscREW	
19	059259	2	BAND, air cleaner mounting	
20	050735	4	PIN, mounting band (plain hole)	
21	050734	4	PIN, mounting band (threaded hole)	
22	069525	1	BRACKET, air cleaner mounting	
23	070467	4	CAPSCREW, 1/2" NF x 1-1/2"	
	904208	4	LOCKWASHER, 1/2"	
	911043	4	NUT, 1/2" NF (Not used on Model HD9G)	
24	-----	2	TRANSFER, instruction (See PAINTING AND MARKING)	



AIR CLEANER 067876

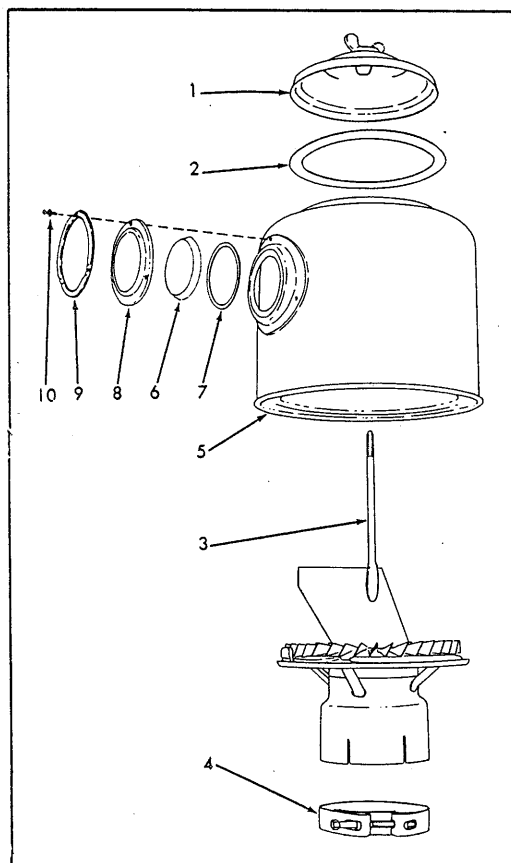
NOTE: See page 57 for listing of complete CLEANER ASSEMBLY.



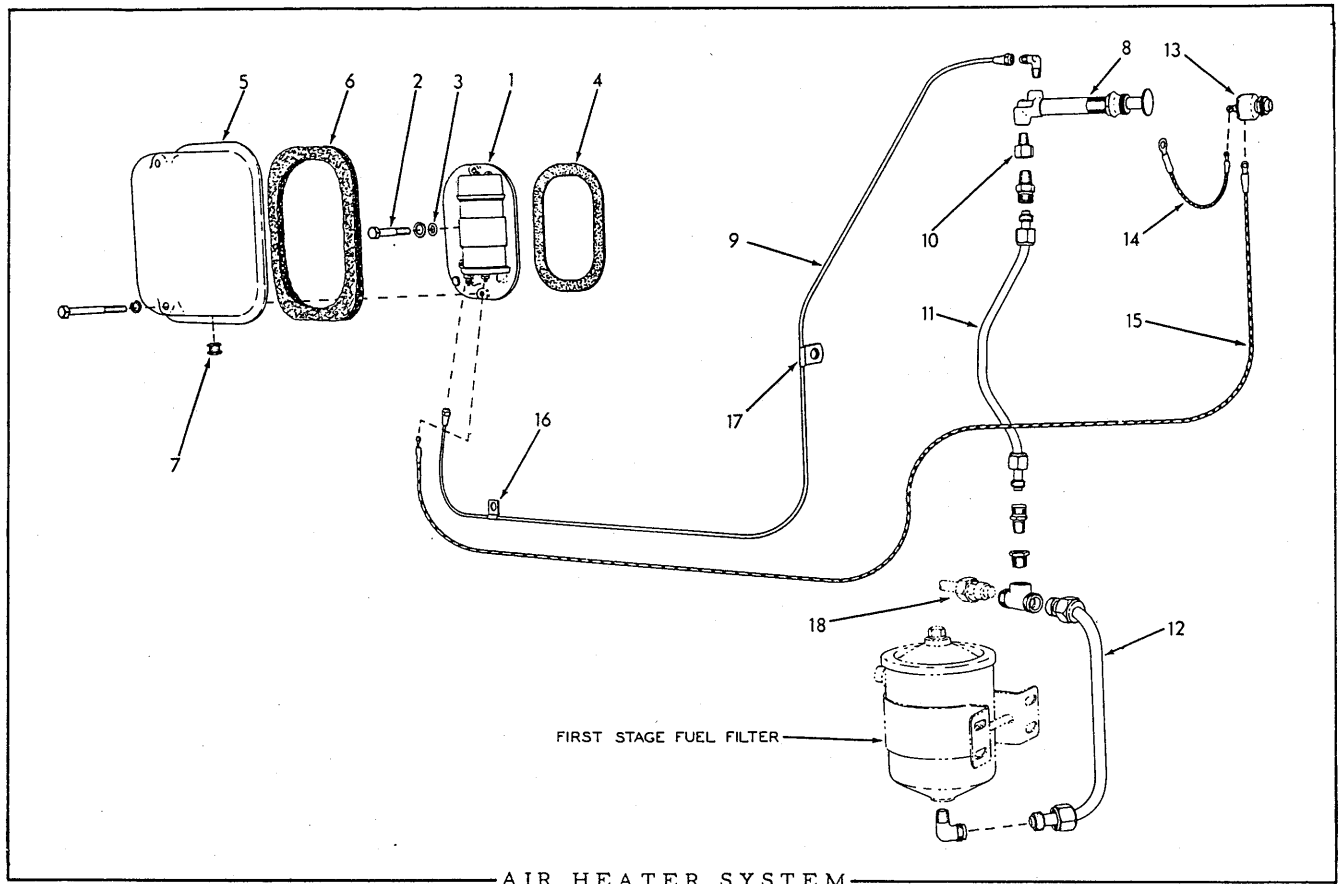
ITEM	PART NUMBER	QTY.	DESCRIPTION
1	-----	1	BODY (Not serviced. Order complete CLEANER ASSEMBLY 067876)
2	079137	1	BAFFLE, air
3	067642	1	CUP, oil
4	059292	1	GASKET, oil cup (cork)
5	059291	1	RING, baffle retaining
6	059294	2	BOLT ASSEMBLY, oil cup (Includes WASHERS and NUT)

AIR PRE-CLEANER 074099

NOTE: See page 57 for listing of complete PRE-CLEANER ASSY.



ITEM	PART NUMBER	QTY.	DESCRIPTION
1	044255	1	CAP ASSEMBLY (Consists of 1 CAP and 1 NUT)
2	044256	1	GASKET, cap
3	074100	1	BODY
4	065413	1	CLAMP ASSEMBLY (Includes SCREW)
5	058723	1	SHELL ASSEMBLY (Includes items 6 thru 10)
6	043860	1	GLASS, shell window
7	043852	1	GASKET, shell window glass
8	043853	1	RETAINER, shell window glass
9	043991	1	RING, shell window glass retainer
10	043856	3	SCREW ASSEMBLY (Includes LOCKWASHER)



USAGE: Optional equipment in place of standard Engine Primer System.

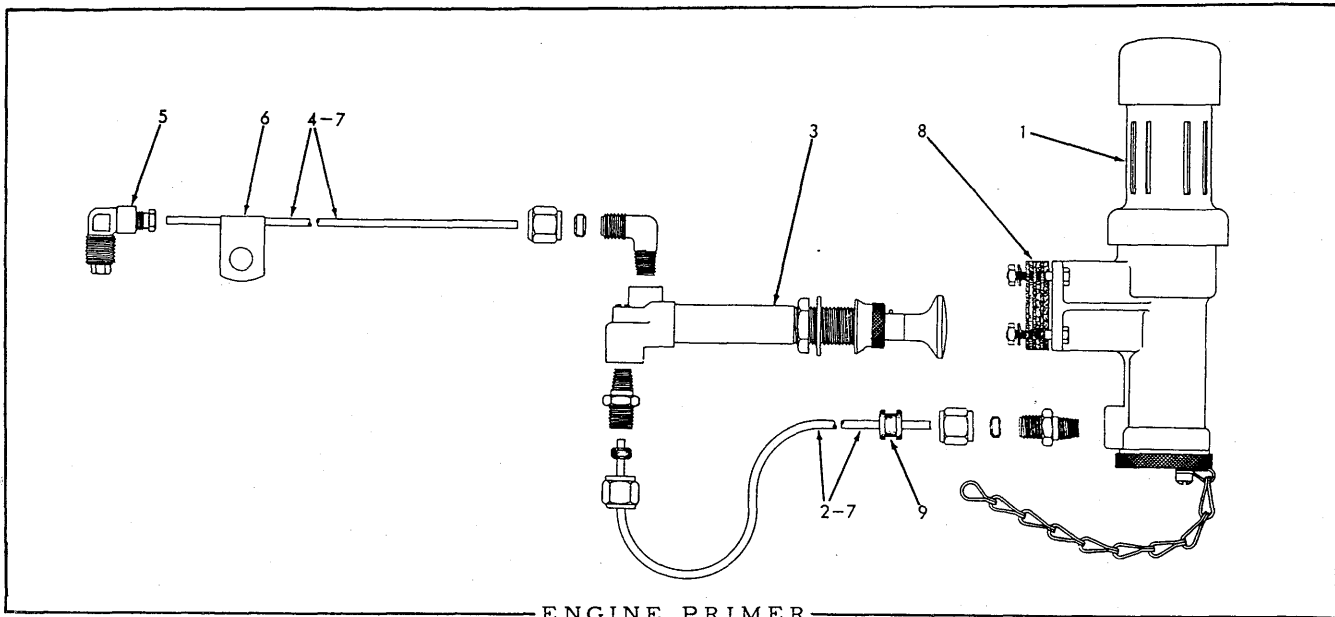
ITEM	PART NUMBER	QTY.	DESCRIPTION	KIT NUMBER
1	5153383	1	HEATER ASSEMBLY, engine air (See page 62 for service parts)	
2	5153139	1	BOLT	
	911115	1	WASHER, plain, SAE std., 3/8"	
3	040400	1	GASKET, attaching bolt	
4	5150020	1	GASKET, air heater to block	
5	5158071	1	COVER, air heater	
	913189	2	CAPSCREW, 5/16"NC x 2-7/8"	
	904205	2	LOCKWASHER, 5/16"	
6	5154066	1	GASKET, air heater cover (felt)	
7	023176	1	GROMMET, air heater cover (rubber)	
8	066782	1	PUMP ASSEMBLY (See page 61 for service parts)	
	910268	1	ELBOW, male, flared, 3/16" tube, 1/8"NPT	
9	041255	1	TUBE ASSEMBLY, pump to air heater (50-1/2" long. Includes 2 NUTS 913676)	
	913676	2	NUT, flared, long, 3/16" tube	
10	073297	1	ADAPTER, fuel supply tube	
11	069941	1	TUBE, fuel supply, upper	
	918325	2	NUT, Sealastic fitting, 3/8" tube	
	915367	2	RING ASSEMBLY, Sealastic, 3/8" tube (w/FERRULE)	
	915368	2	CONNECTOR, Sealastic, male, 3/8" tube, 1/4"NPT	
	901826	1	BUSHING, pipe reducing, 3/8"NPT to 1/4"NPT	
12	069937	1	TUBE, fuel supply, lower (Replaces TUBE 057816 and related FITTINGS on tractors with Primer System)	
	918564	2	NUT, Sealastic fitting, 1/2" tube	
	915377	2	RING ASSEMBLY, Sealastic, 1/2" tube (w/FERRULE)	
	915380	1	ELBOW, Sealastic, male, 90°, 1/2" tube, 3/8"NPT	
	915855	1	TEE, Sealastic fitting, 1/4"NPT female side, 3/8"NPT male ends	
13	031337	1	SWITCH, push button	

(Continued)

AIR HEATER SYSTEM (Continued)

ITEM	PART NUMBER	QTY.	DESCRIPTION	KIT NUMBER
14	066582	1	CABLE, air heater switch to light switch (6" long)	
15	069938	1	CABLE, switch to air heater (56" long)	
16	U-479	1	CLIP, pump tube (closed type, 3/16" diam., 13/32" bolt-hole)	
17	AM-9622	1	CLIP, pump tube (closed type, 3/16" diam., 17/32" bolt-hole)	
18	-----	1	TUBE, fuel filter to pump (See FILTER AND LINES)	

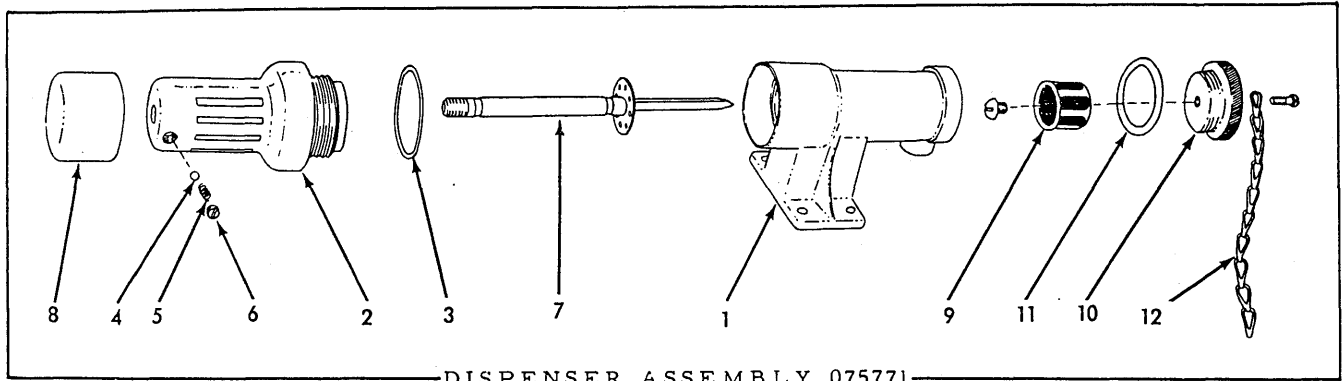
NOTE: See PAINTING AND MARKING for instruction transfer which is applied to dash.



USAGE: Standard Equipment except on units ordered with Air Heater as a substitute.

ITEM	PART NUMBER	QTY.	DESCRIPTION	KIT NUMBER
1	075771	1	DISPENSER ASSEMBLY, priming fuel (See page 61 for service parts parts)	
	913464	4	SCREW, machine, hex-hd., #10NC x 7/8"	
	904203	4	LOCKWASHER, #10	
	901310	4	NUT, #10NC	
2	-----	1	TUBE, copper, 1/8"O. D., 21" long (Order item 7)	
	915556	2	CONNECTOR, Sealastic, male, 1/8"NPT, 1/8" tube	
	915488	2	NUT, Sealastic fitting, 1/8" tube	
	915486	2	RING ASSEMBLY, Sealastic fitting, 1/8" tube (Includes ferrule)	
3	066782	1	PUMP ASSEMBLY (See page 61 for service parts)	
4	-----	1	TUBE, copper, 1/8"O. D., 57" long (Order item 7)	
	915557	1	ELBOW, Sealastic, male, 1/8" tube, 1/8"NPT	
	915488	1	NUT, Sealastic fitting, 1/8" tube	
	915486	1	RING ASSEMBLY, Sealastic fitting, 1/8" tube (Includes ferrule)	
5	066517	1	ELBOW ASSEMBLY, fuel spray (Includes VALVE, NUT and SLEEVE. Serviced only as a unit)	
6	066260	2	CLIP, tube supporting	
7	066253	1	TUBING, copper, 1/8"O. D., 10 ft. roll (Use as req'd)	
8	066261	6	GASKET, mounting	
9	065946	1	GROMMET, tube protecting	

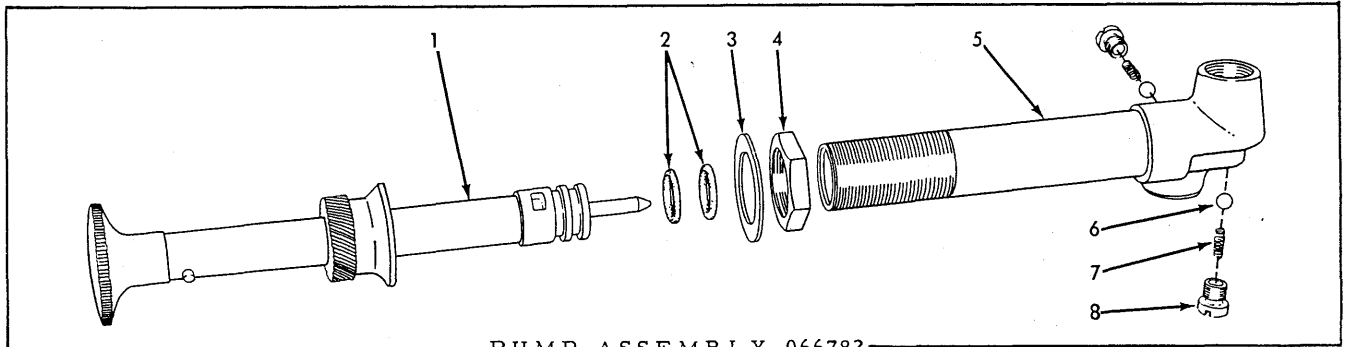
NOTE: See PAINTING AND MARKING for instruction transfer which is applied to dash.



DISPENSER ASSEMBLY 075771

USAGE: See page 60 for listing of complete Dispenser Assembly.

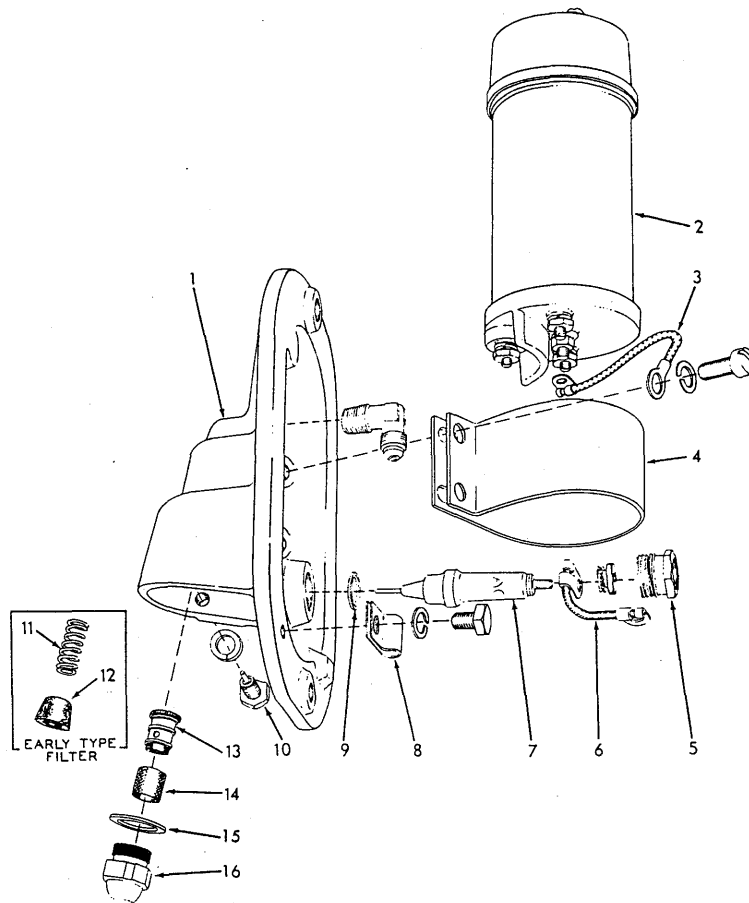
ITEM	PART NUMBER	QTY.	DESCRIPTION	KIT NUMBER
1	068878	1	BODY, fuel dispenser	
2	068879	1	CHAMBER, fuel dispenser	
3	069164	1	GASKET, fuel dispenser chamber	
4	905357	1	BALL, steel, 3/16" diam.	
5	066251	1	SPRING, plunger locking ball	
6	066252	1	PLUG, retaining, locking ball spring	
7	066255	1	PLUNGER, fuel dispenser	
8	068881	1	KNOB, fuel dispenser plunger	
9	068875	1	STRAINER, fuel dispenser	
	915432	1	SCREW, machine, 1/4"NC x 5/16"	
10	075770	1	PLUG, fuel dispenser strainer	
11	068876	1	GASKET, fuel dispenser strainer plug	
12	075769	1	CHAIN, strainer plug retaining (Started with tractor #397)	
	901781	1	SCREW, machine, fil.-hd., #10-32NF x 1/2"	



PUMP ASSEMBLY 066782

USAGE: See pages 59 and 60 for listing of complete Pump Assembly.

ITEM	PART NUMBER	QTY.	DESCRIPTION	KIT NUMBER
1	-----	1	PISTON ASSEMBLY (Not serviced separately)	
2	066878	2	RING, plunger packing (rubber)	
3	066873	1	WASHER, mounting	
4	066872	1	NUT, mounting	
5	-----	1	BARREL ASSEMBLY (Not serviced separately)	
6	066876	2	BALL, check valve (5/32" diam.)	
7	066875	2	SPRING, check valve	
8	066874	2	RETAINER, check valve	



AIR HEATER ASSEMBLY 5153383

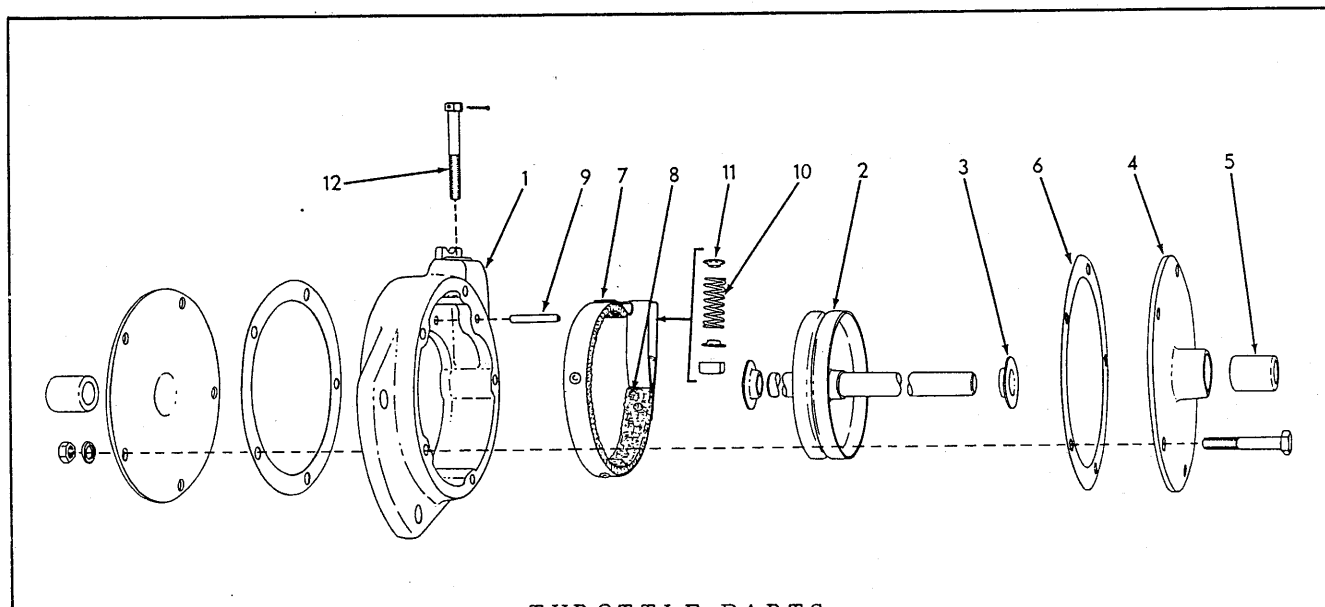
USAGE: See page 59 for listing of complete Heater Assembly.

ITEM	PART NUMBER	QTY.	DESCRIPTION	KIT NUMBER
1	5153385	1	BODY, air heater	
	910268	1	ELBOW, flared, 3/16" tube, 1/8"NPT male	
2	1115485	1	COIL, ignition (Serviced only as a unit)	
3	5152779	1	LEAD, ignition coil ground	
4	1879753	1	BRACKET, ignition coil mounting	
	912226	2	SCREW, machine, fil.-hd., 1/4"NC x 5/8"	
	904204	2	LOCKWASHER, 1/4"	
5	5153395	1	NUT, insulator retaining	
6	5154125	1	LEAD, coil to insulator (high tension)	
7	1556410	1	INSULATOR PACKAGE (Includes terminal NUT and item 9)	
8	AM-8763	1	CLIP, fuel tube (closed type, 3/16" diam., 9/32" bolt-hole)	
	913032	1	CAPSCREW, 1/4"NC x 5/16"	
	904204	1	LOCKWASHER, 1/4"	
9	5158594	1	GASKET, insulator	
10	5153390	1	SCREW ASSEMBLY, electrode (1 SCREW, 1 ELECTRODE)	
	904204	1	LOCKWASHER, 1/4"	
11	5153389	1	SPRING, filter (Used on early units only)	
12	5153388	1	FILTER, fuel (Used on early units only)	

(Continued)

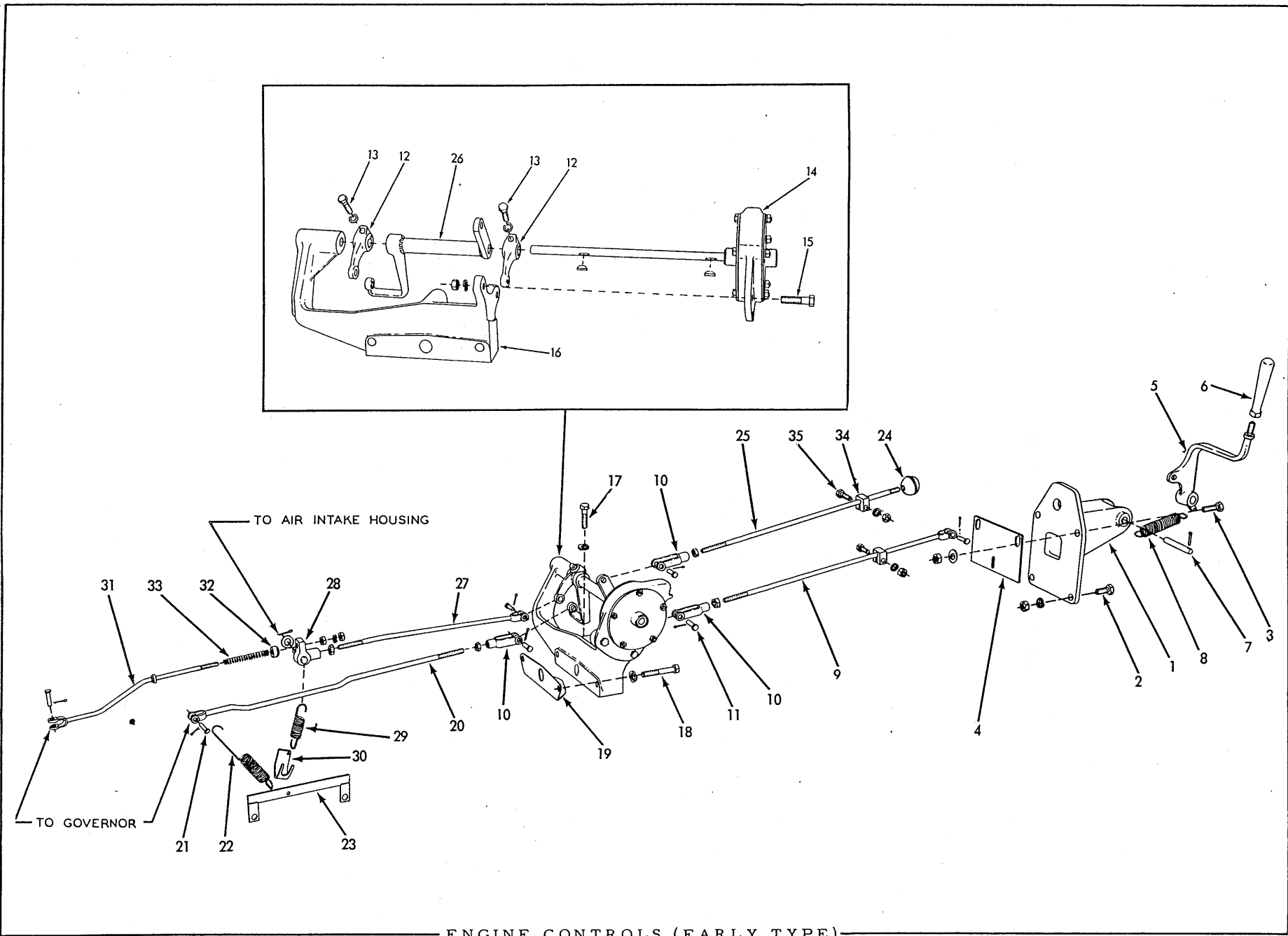
AIR HEATER ASSEMBLY 5153383 (Continued)

ITEM	PART NUMBER	QTY.	DESCRIPTION	KIT NUMBER
13	5077487	1	BODY, fuel filtering screen (Has 1 1/32"-48 threaded end)(Used with SCREEN 5077489 and NOZZLE 5076204 on units prior to January 1955)	
	5231331	1	STRAINER ASSEMBLY (Includes integral screen. Has 13/32"-36 threaded end)(Effective January 1955)	
14	5077489	1	SCREEN, fuel filtering (Used with BODY 5077487 and NOZZLE 5076204 only on units prior to January 1955)	
15	5151921	1	WASHER, spray nozzle	
16	5076204	1	NOZZLE, spray (Used prior to January 1955)	
	5231329	1	NOZZLE, spray (Includes STRAINER ASSEMBLY 5231331)(Effective January 1955)	



THROTTLE PARTS

ITEM	PART NUMBER	QUANTITY		DESCRIPTION	KIT NUMBER
		069582	077202		
				069582 THROTTLE ASSEMBLY (Early units. See page 65)	
				077202 THROTTLE ASSEMBLY (Later units. See page 67)	
1	068859	1	1	HOUSING	
2	073020	1	-	DRUM AND SHAFT (13-1/2" long)	
		-	1	DRUM AND SHAFT (5-1/2" long)	
3	069996	2	2	WASHER, thrust	
4	068866	2	2	PLATE ASSEMBLY, housing cover (Includes item 5)	
	914892	5	5	CAPSCREW, 1/4"NF x 1-3/4"	
	911040	5	5	NUT, 1/4"NF	
	904204	5	5	LOCKWASHER, 1/4"	
5	071800	2	2	BUSHING, throttle shaft	
6	068865	2	2	GASKET, housing cover plate	
7	068861	1	1	BAND ASSEMBLY, friction (Includes item 8)	
8	068864	1	1	LINING, friction band	
	915707	4	4	RIVET, tubular, brass, 3/16" x 9/64"	
9	068869	1	1	PIN, friction band	
10	068911	1	1	SPRING, friction band	
11	069349	2	2	COLLAR, friction band spring	
12	068862	1	1	CAPSCREW, friction band adjustment	
	904020	1	1	PIN, cotter, 1/16" x 1"	
	901150	1	1	NUT, square, 1/4"NC	



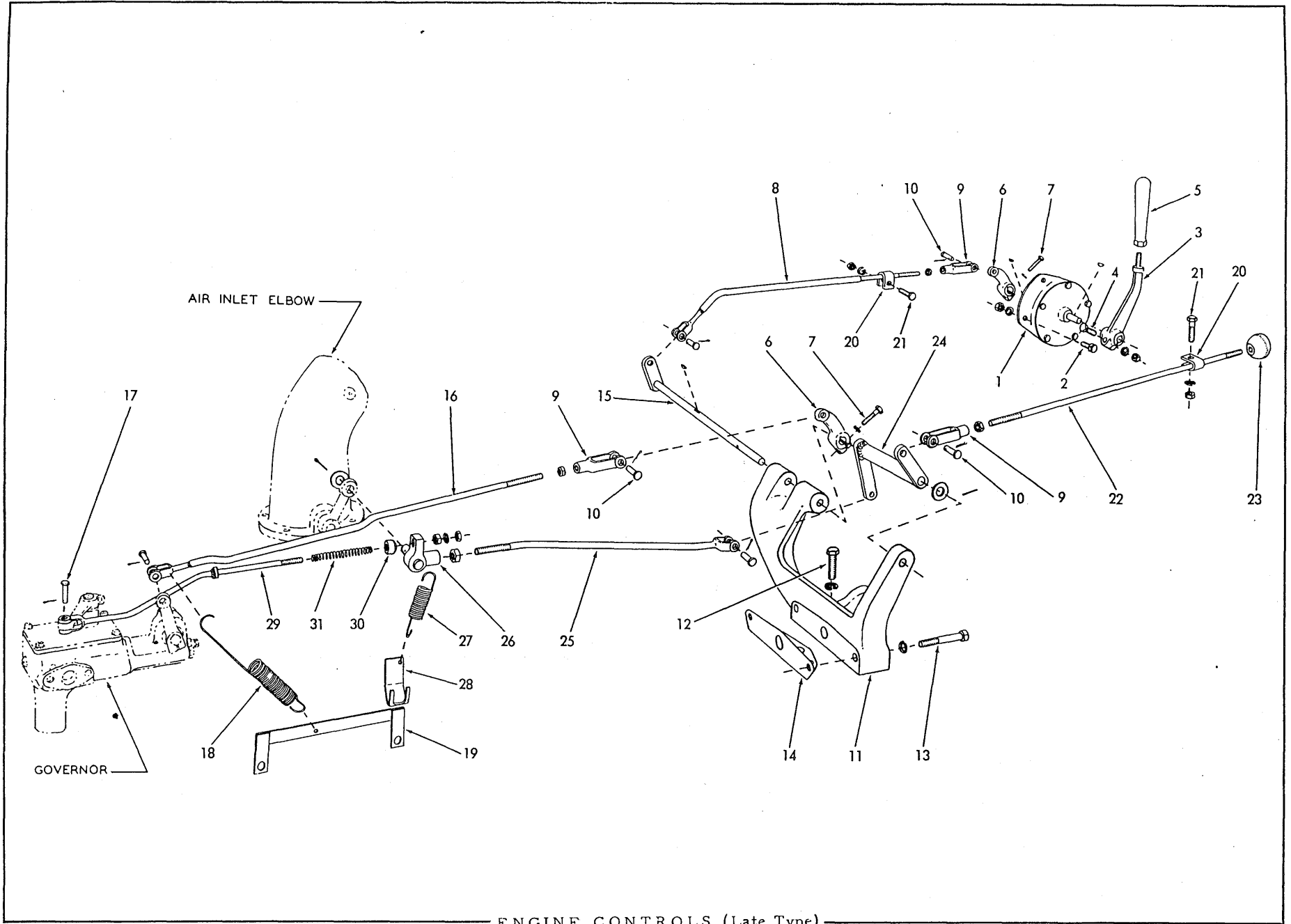
ENGINE CONTROLS (EARLY TYPE)

ENGINE CONTROLS

USAGE: Tractors prior to serial No. 1282, excluding Nos. 1275, 1276  
1279, 1280 and 1281.

ITEM	PART NUMBER	QTY.	DESCRIPTION	KIT NUMBER
1	069276	1	BRACKET, throttle operating lever	
2	070469	2	CAPSCREW, 1/2"NF x 1-1/4"	
3	035018	2	CAPSCREW, 1/2"NF x 1-1/2"	
	910244	2	WASHER, plain, SAE std., 1/2"	
	904208	2	LOCKWASHER, 1/2"	
	911043	4	NUT, 1/2"NF	
4	074756	1	PLATE, air baffle	
5	069277	1	LEVER, throttle operating	
6	078620	1	GRIP, throttle operating lever	
7	069578	1	SHAFT, throttle operating lever	
	911093	1	RIVET, steel, 3/16" x 1-1/4"	
8	043881	1	SPRING, throttle operating lever	
9	081534	1	ROD, throttle operating, rear	
	911041	1	NUT, 1/2"NF	
10	917664	3	YOKE, rod end, adjustable, 3/8"NF (throttle rods)	
11	917646	5	PIN, yoke, 3/8" diam. (throttle rod yokes)	
	900942	5	PIN, cotter, 3/32" x 5/8"	
12	055416	2	LEVER, intermediate, throttle control	
	905121	2	KEY, #5 woodruff, 1/8" x 5/8"	
13	037450	2	CAPSCREW, 5/16"NC x 1-1/4"	
	904205	2	LOCKWASHER, 5/16"	
14	069582	1	THROTTLE ASSEMBLY (See page 63 for service parts)	
15	036039	2	CAPSCREW, 3/8"NF x 1-3/8"	
	904206	2	LOCKWASHER, 3/8"	
	911041	2	NUT, 3/8"NF	
16	069275	1	BRACKET, throttle supporting and engine lifting	
17	040011	2	CAPSCREW, 7/16"NC x 1-1/2"	
18	053323	2	CAPSCREW, 7/16"NC x 2-3/4"	
	904207	4	LOCKWASHER, 7/16"	
19	5150052	1	GASKET, engine lifting bracket . . . . .	058037, 39
20	069549	1	ROD, throttle control, front	074689
	911041	1	NUT, 3/8"NF	5193117
21	917645	2	PIN, yoke, 5/16" diam. (throttle rod)	
	904001	2	PIN, cotter, 3/32" x 1/2"	
22	044245	1	SPRING, retracting, throttle control rod	
23	044243	1	BRACKET, control rod retracting spring	
	904207	2	LOCKWASHER, 7/16"	
24	206456	1	BALL, engine shut-off control	
25	069544	1	ROD, engine shut-off, rear	
	911041	1	NUT, 3/8"NF	
26	069550	1	LEVER, engine shut-off	
27	069547	1	ROD, engine shut-off, front	
	911026	1	NUT, hex, 3/8"NC	
28	067020	1	LEVER ASSEMBLY, swivel, engine shut-off (Includes PIN)	
	910244	1	WASHER, plain, SAE std., 1/2"	
	900802	1	PIN, cotter, 3/32" x 1"	
29	034253	1	SPRING, air shut-off lever	
30	067019	1	HOOK, shut-off lever spring	
31	054855	1	ROD, fuel shut-off	
	913636	2	NUT, 5/16"NC	
	904205	1	LOCKWASHER, 5/16"	
32	054819	1	BALL, fuel shut-off rod	
33	070385	1	SPRING, fuel shut-off rod	
34	080197	2	CLAMP, stop, shut-off rod	
35	U-3188	2	CAPSCREW, 3/8"NF x 1-1/2"	
	911041	2	NUT, 3/8"NF	
	904206	2	LOCKWASHER, 3/8"	



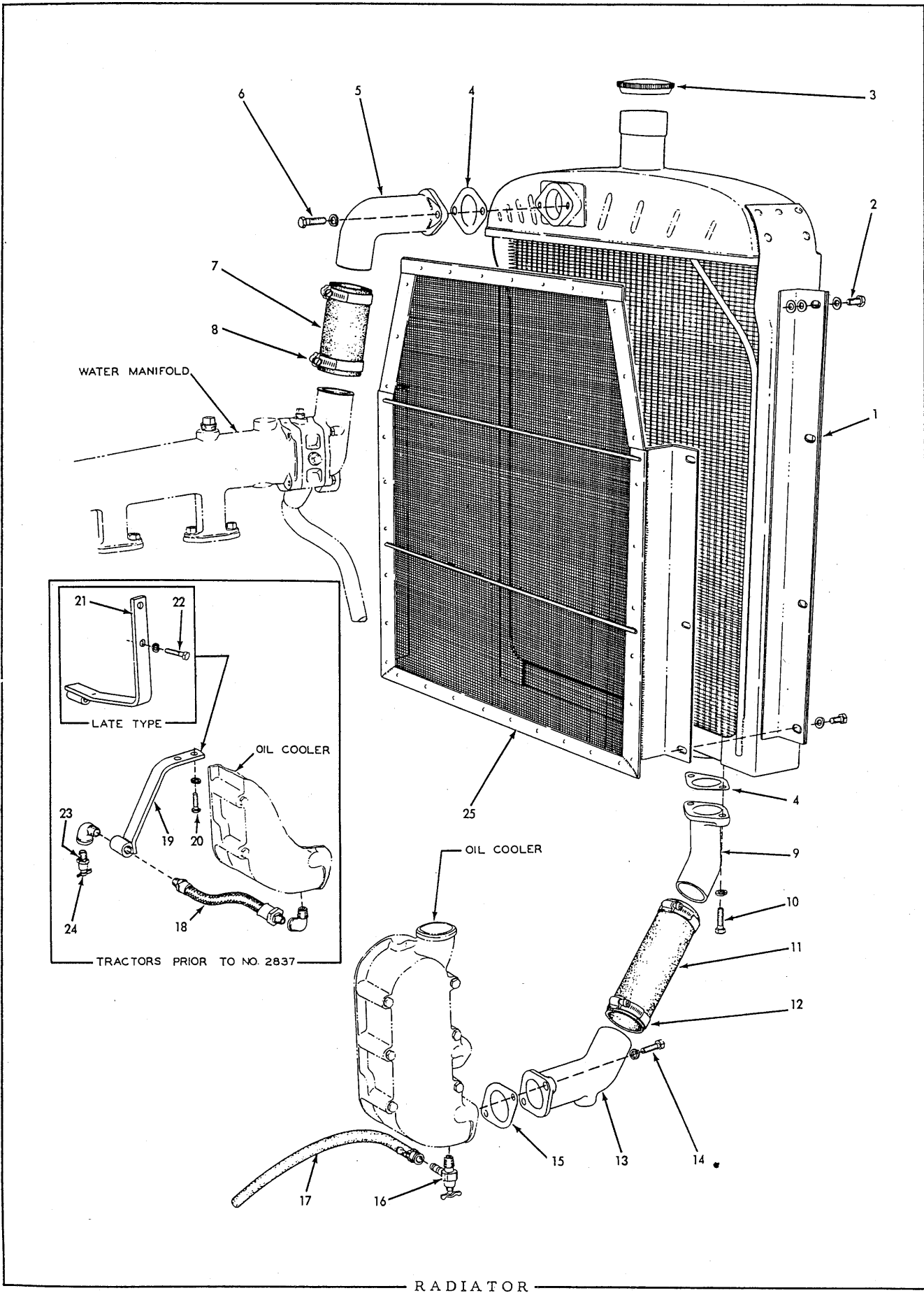


ENGINE CONTROLS (Late Type)

ENGINE CONTROLS

USAGE: Tractors serial No. 1282 and up, including Nos. 1275, 1276, 1279, 1280 and 1281.

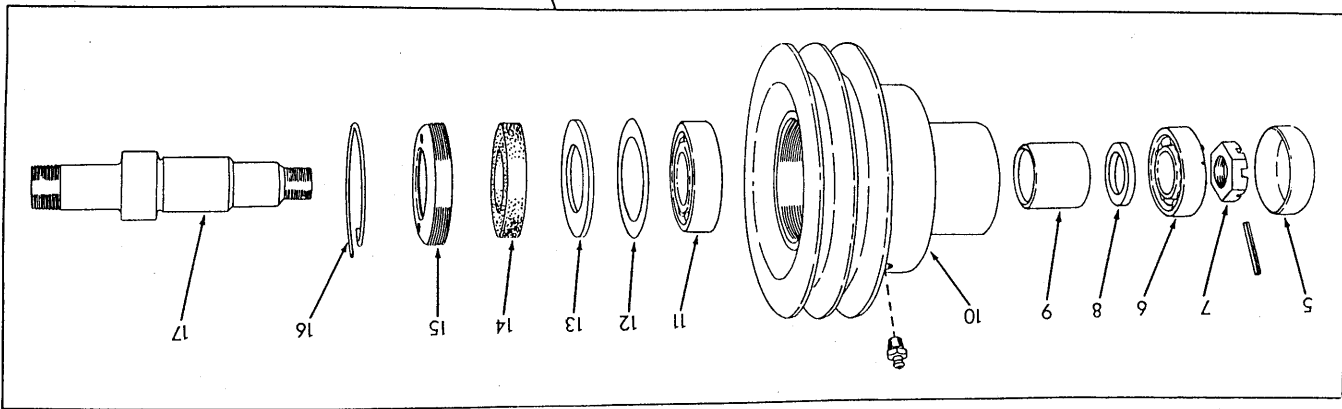
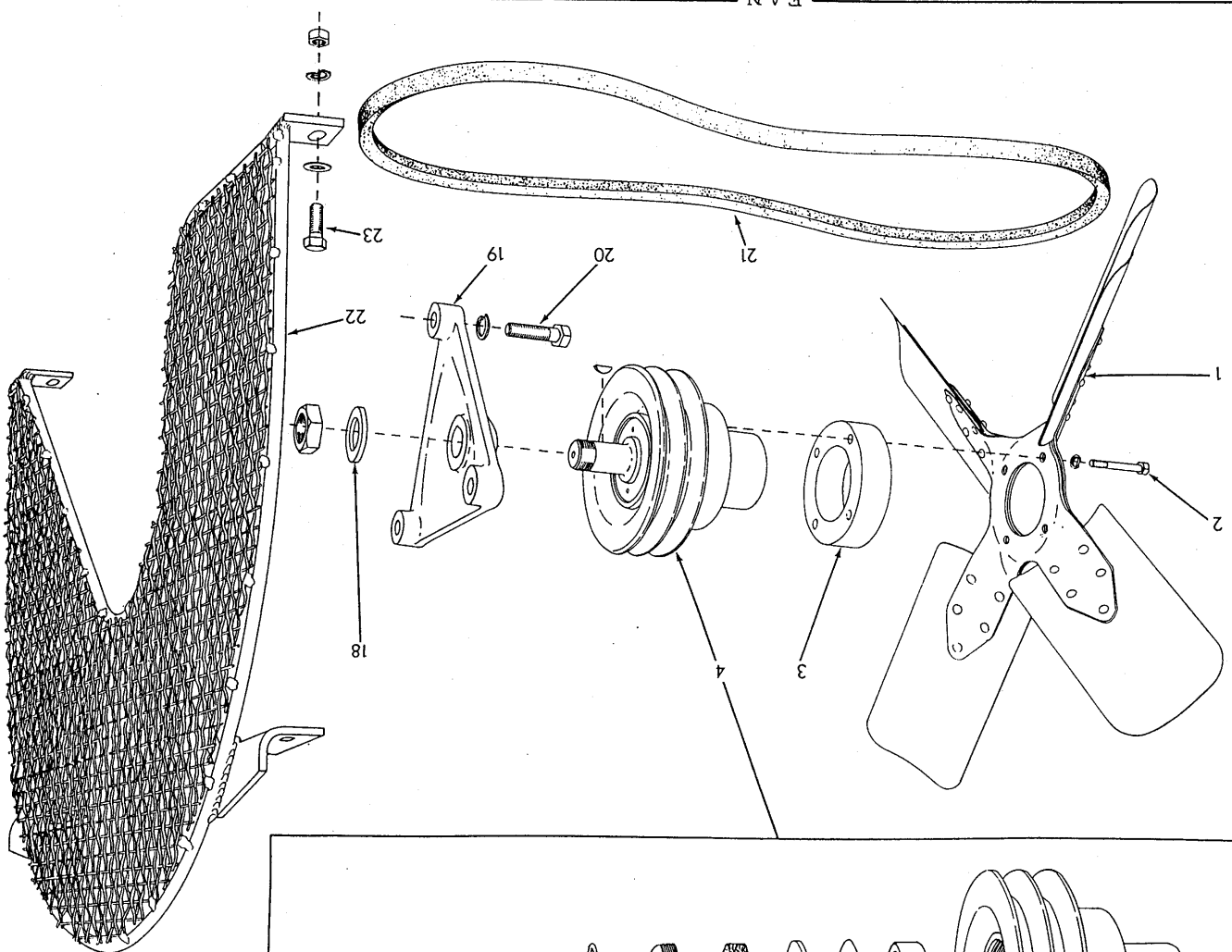
ITEM	PART NUMBER	QTY.	DESCRIPTION	KIT NUMBER
1	077202	1	THROTTLE ASSEMBLY (See page 63 for service parts)	
2	036034	2	CAPSCREW, 3/8"NF x 1"	
	904206	2	LOCKWASHER, 3/8"	
	911041	2	NUT, 3/8"NF	
3	076544	1	LEVER, throttle operating	
	905121	1	KEY, #5 woodruff, 1/8" x 5/8"	
4	U-3188	1	CAPSCREW, 3/8"NF x 1-1/2"	
	904206	1	LOCKWASHER, 3/8"	
	911041	1	NUT, 3/8"NF	
5	078620	1	GRIP, throttle operating lever	
6	055416	2	LEVER, throttle control rod	
	905121	2	KEY, #5 woodruff, 1/8" x 5/8"	
7	037450	2	CAPSCREW, 5/16"NC x 1-1/4"	
	904205	2	LOCKWASHER, 5/16"	
8	077201	1	ROD, throttle control, rear	
	911041	1	NUT, 3/8"NF	
9	917664	3	YOKE, rod end, adjustable, 3/8"NF (throttle rods)	
10	917646	5	PIN, yoke, 3/8" diam. (throttle rod yokes)	
	900942	5	PIN, cotter, 3/32" x 5/8"	
11	077177	1	BRACKET, throttle shaft and engine lifting	
12	040011	2	CAPSCREW, 7/16"NC x 1-1/2"	
13	053323	2	CAPSCREW, 7/16"NC x 2-3/4"	
	904207	4	LOCKWASHER, 7/16"	
14	5150052	1	GASKET, shaft bracket . . . . .	058037, 39
15	077173	1	LEVER AND SHAFT, throttle control	074689
	910244	1	WASHER, plain, SAE std., 1/2"	5193117
	900802	1	PIN, cotter, 3/32" x 1"	
16	069549	1	ROD, throttle control, front	
	911041	1	NUT, 3/8"NF	
17	917645	2	PIN, yoke, 5/16" diam. (throttle rod)	
	904001	2	PIN, cotter, 3/32" x 1/2"	
18	044245	1	SPRING, retracting, throttle control rod	
19	044243	1	BRACKET, control rod retracting spring	
	904207	2	LOCKWASHER, 7/16"	
20	080197	2	CLAMP, stop, control and shut-off rods	
21	U-3188	2	CAPSCREW, 3/8"NF x 1-1/2" (Tractors prior to #3406)	
	012992	2	CAPSCREW, 3/8"NF x 1-1/4" (Tractors #3406 and up)	
	904206	2	LOCKWASHER, 3/8"	
	911041	2	NUT, 3/8"NF	
22	069544	1	ROD, engine shut-off, rear	
	911041	1	NUT, 3/8"NF	
23	206456	1	KNOB, engine shut-off rod	
24	077166	1	LEVER, engine shut-off rod	
25	077139	1	ROD, engine shut-off, front	
	911026	1	NUT, 3/8"NC	
26	067020	1	LEVER ASSEMBLY, swivel, engine shut-off (Includes PIN)	
	910244	1	WASHER, plain, SAE std., 1/2"	
	900802	1	PIN, cotter, 3/32" x 1"	
27	034253	1	SPRING, air shut-off lever	
28	067019	1	HOOK, shut-off lever spring	
29	054855	1	ROD, fuel shut-off	
	913636	2	NUT, 5/16"NC	
	904205	1	LOCKWASHER, 5/16"	
30	054819	1	BALL, fuel shut-off rod	
31	070385	1	SPRING, fuel shut-off rod	



RADIATOR

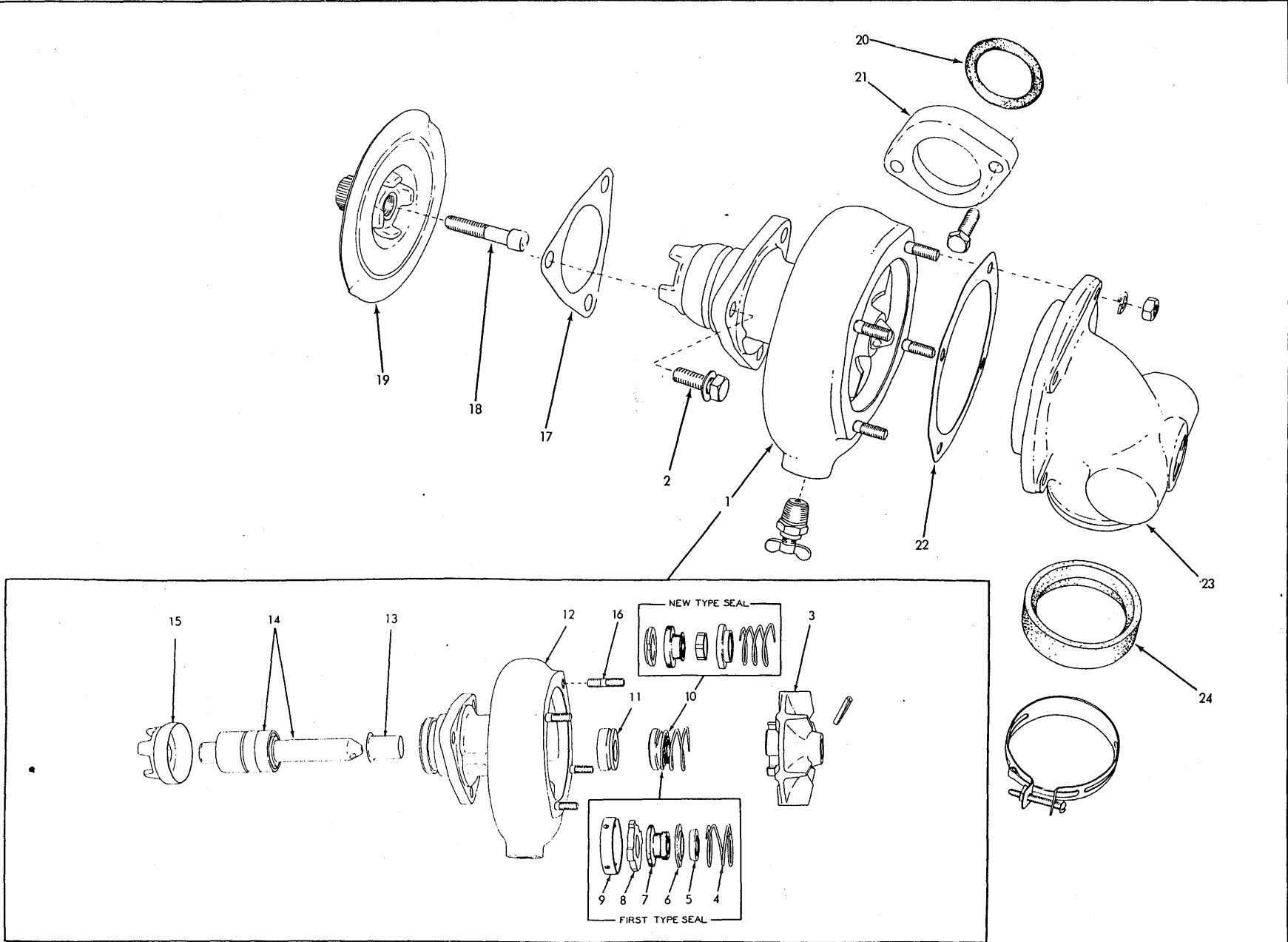
ITEM	PART NUMBER	QTY.	DESCRIPTION	KIT NUMBER
1	069562	1	RADIATOR ASSEMBLY (Includes item 3)	
2	036032	8	CAPSCREW, 3/8"NF x 3/4" (For units without radiator screen)	
	035167	8	CAPSCREW, 3/8"NF x 7/8" (For units with radiator screen. See item 25)	
	911115	8	WASHER, plain, SAE std., 3/8"	
3	074263	1	CAP ASSEMBLY, radiator (Includes GASKET)	
4	057917	2	GASKET, radiator elbow	
5	075864	1	ELBOW, radiator inlet (When required for tractors prior to #752 also order 1 HOSE 075863)	
6	013058	2	CAPSCREW, 3/8"NC x 1-1/4"	
	904206	2	LOCKWASHER, 3/8"	
7	041641	1	HOSE, housing to elbow (2-3/4" long)(Tractors prior to #752)	
	075863	1	HOSE, housing to elbow (4-3/4" long)(Tractors #752 and up)	
8	051819	2	CLAMP, hose, adjustable, 1-7/8" to 2-3/4" diam.	
9	057920	1	ELBOW, radiator outlet (Used prior to tractor #775)	
	075892	1	ELBOW, radiator outlet (Used on tractors #775 and up)	
10	013058	2	CAPSCREW, 3/8"NC x 1-1/4"	
	904206	2	LOCKWASHER, 3/8"	
11	057893	1	HOSE, radiator outlet	
12	051819	2	CLAMP, hose, adjustable, 1-7/8" to 2-3/4" diam.	
13	057918	1	ELBOW, oil cooler water connection	
14	013058	2	CAPSCREW, 3/8"NC x 1-1/4"	
	904206	2	LOCKWASHER, 3/8"	
15	057916	1	GASKET, oil cooler water connection . . . . .	074689
NOTE: Items 16 and 17 comprise the LATE TYPE WATER DRAIN as used on tractors serial No. 2837 and up.				
16	079751	1	COCK, water drain	
17	079752	1	HOSE, water drain (12" long)	
	085487	1	CLAMP, hose (spring type)	
NOTE: Items 18 thru 24 comprise the EARLY TYPE WATER DRAIN as used on tractors prior to serial No. 2837.				
18	059260	1	HOSE, water drain	
	907058	1	ELBOW, street, 45°, 1/4"NPT	
19	073438	1	BRACKET, water drain (Tractors prior to #1518)	
20	013058	2	CAPSCREW, 3/8"NC x 1-1/4"	
	904206	2	LOCKWASHER, 3/8"	
21	078246	1	BRACKET, water drain (Tractors #1518 thru #2836)	
22	043886	2	CAPSCREW, 7/16"NC x 1"	
	904207	2	LOCKWASHER, 7/16"	
23	U-1671	1	COCK, drain, 3/8"NPT (Includes item 24)	
	901723	1	ELBOW, street, 90°, 1/4"NPT	
24	209359	1	STEM, drain cock	
25	079563	1	SCREEN, radiator (For use with push-type fan only. Standard equipment on Model HD9G starting with tractor #2906. See page 185 for special screen used with suction-type fan)	
	911115	8	WASHER, plain, SAE std., 3/8"	

FAN



## FAN

ITEM	PART NUMBER	QTY.	DESCRIPTION	KIT NUMBER
1	057266	1	FAN (Suction type. Standard equipment on all units except model HD9G tractors #554 and up)	
	081064	1	FAN (Push type. Standard equipment on model HD9G starting with tractor #554)	
2	068320	4	CAPSCREW, 5/16"NC x 2" (For Fan 057266 only)	
	045295	4	CAPSCREW, 5/16"NC x 1" (For Fan 061078 only)	
	904205	4	LOCKWASHER, 5/16"	
3	069537	1	SPACER, fan (Used with Fan 057266 only)	
4	069499	1	PULLEY ASSEMBLY (Consists of items 5 thru 17)	
	905121	1	KEY, woodruff #5, 1/8" x 5/8"	
	911051	1	NUT, jam, 1"NF	
5	052103	1	CAP, pulley	
6	042986	1	BEARING, ball, front	
7	052152	1	NUT, self-locking, 3/4"NF (Used prior to tractor #1342)	
	915943	1	NUT, jam, slotted, 3/4"NF (Used on tractors #1342 and up)	
	900808	1	PIN, cotter, 1/8" x 1-1/2"	
8	052105	1	WASHER, spacing, front bearing	
9	057214	1	SLEEVE, bearing spacing	
10	069500	1	PULLEY	
	914465	1	FITTING, lubricating, straight, 1/8"NPT	
11	4253863	1	BEARING, ball, rear	
12	052107	1	GASKET, seal washer	
13	052108	1	WASHER, seal (steel)	
14	052106	1	WASHER, seal (cork)	
15	052109	1	RETAINER, cork seal washer	
16	052104	1	RING, snap	
17	076356	1	SPINDLE	
18	040088	1	WASHER, spindle	
19	069494	1	BRACKET, fan mounting	
20	035236	3	CAPSCREW, 1/2"NC x 1-3/4"	
	904208	3	LOCKWASHER, 1/2"	
21	033138	2	BELT, fan (V-type, 21/32" wide x 60" long)	
22	076284	1	GUARD, fan (Standard on model HD9G tractors #554 and up. Required with FAN 081064)	
23	036034	4	CAPSCREW, 3/8"NF x 1"	
	911115	4	WASHER, plain, SAE std., 3/8"	
	904206	4	LOCKWASHER, 3/8"	
	911041	4	NUT, 3/8"NF	

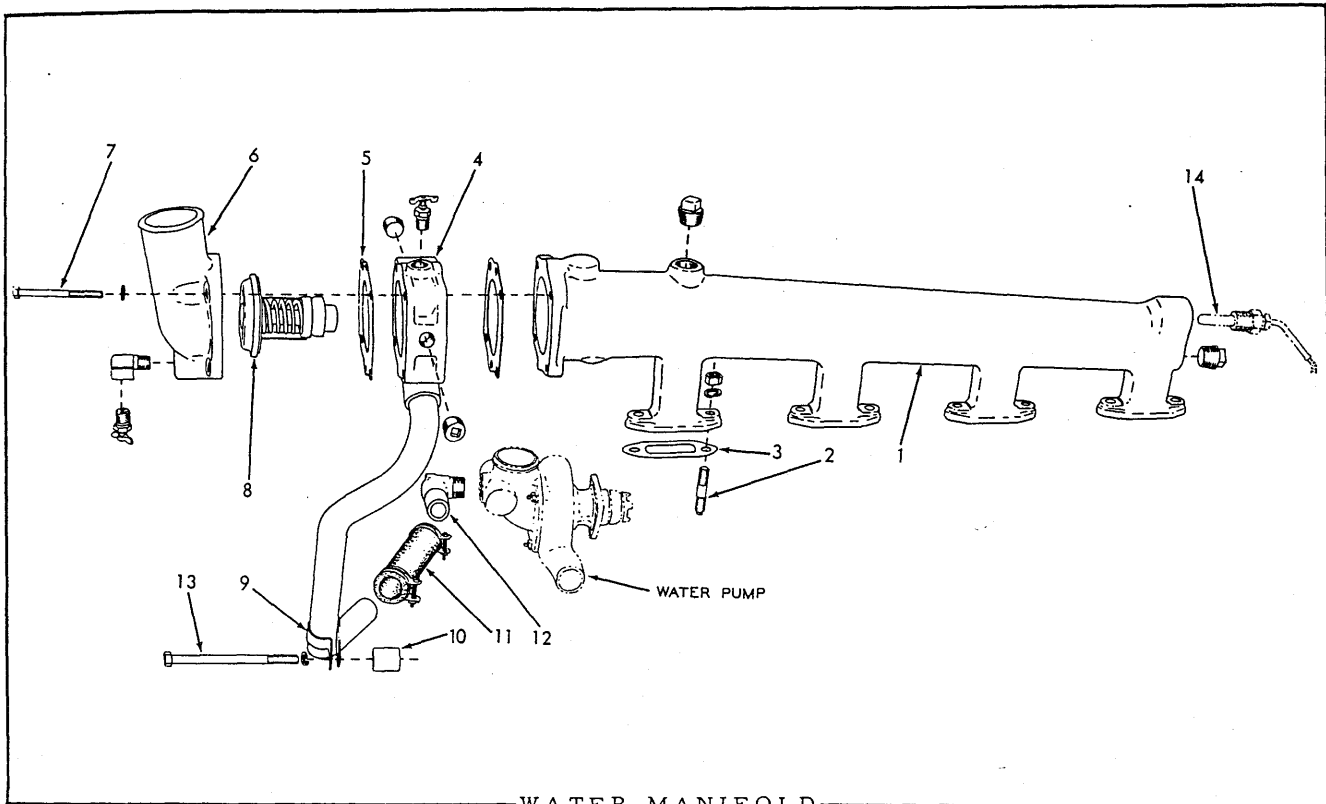


WATER PUMP

WATER PUMP

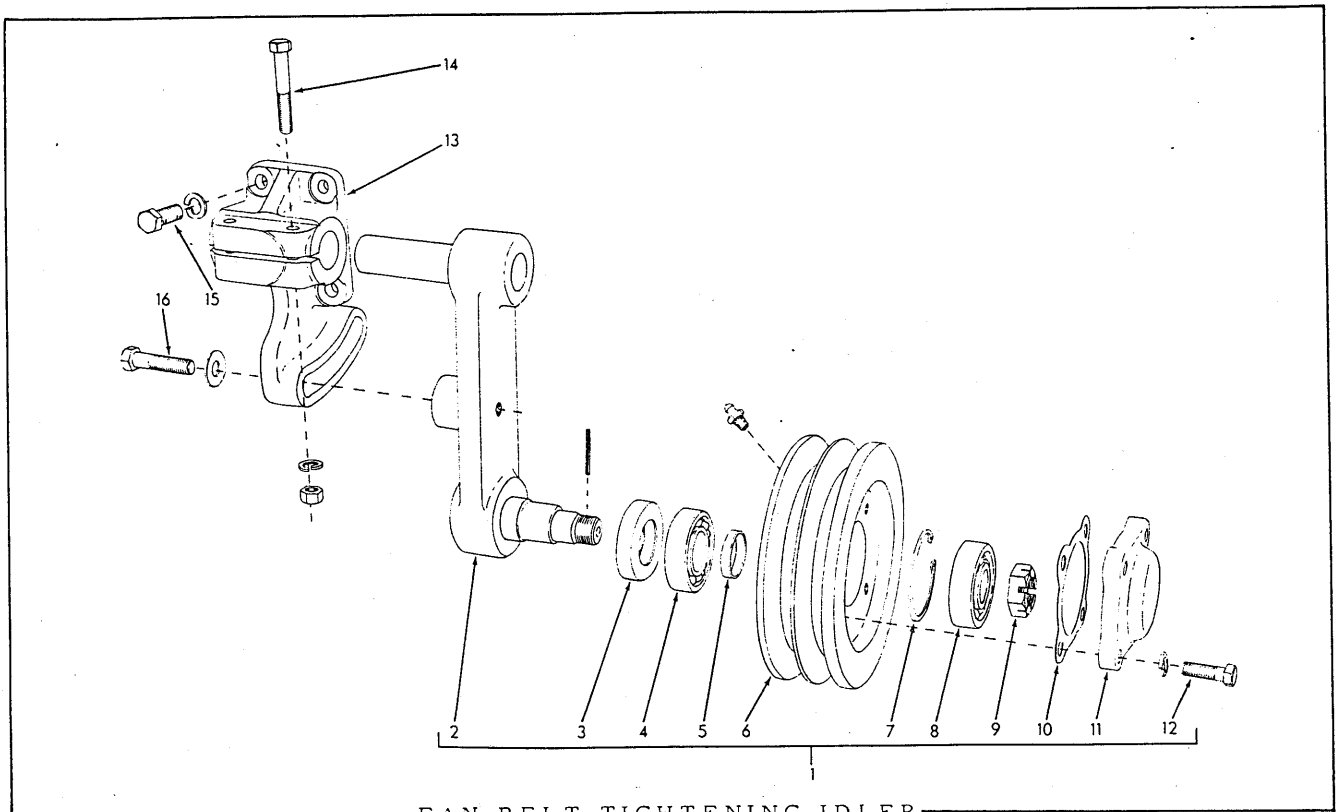
ITEM	PART NUMBER	QTY.	DESCRIPTION	KIT NUMBER
1	5186576	1	PUMP ASSEMBLY, water (Consists of items 3 thru 16)(Order PUMP KIT 065650)	065650
	915433	1	COCK, drain, T-handle, 1/4"NPT (Engines prior to #4A-47654)	
	916873	1	COCK, drain, T-handle, 3/8"NPT (Effective with engine #4A-47654)	
2	5171159	3	BOLT ASSEMBLY (Includes copper WASHER)	
3	5186569	1	IMPELLER only	
	914836	1	PIN, groove, 3/16" x 7/8"	
			NOTE: Items 4 thru 9 comprise the FIRST TYPE SEAL as used on all engines prior to serial No. 4A-31983 and optionally on later units. Discontinued entirely starting with engine serial No. 4A-44547. For service replacement order items 10 and 11.	
4	-----	1	SPRING	
5	-----	1	RING, seal clamping	
6	-----	1	GUIDE, seal spring	
7	-----	1	SEAL, impeller (neoprene)	
8	-----	1	WASHER, friction (carbon)	
9	-----	1	CUP, seal retaining	
10	5186571	1	SEAL ASSEMBLY (Serviced only as a unit)(Used as optional equipment starting with engine serial No. 4A-31983. Used on all engines starting with serial No. 4A-44547)	
11	5186572	1	INSERT, pump body	
12	5186574	1	BODY ASSEMBLY (Includes items 11 and 16)	
13	5189041	1	SLINGER, pump shaft	
14	5186493	1	BEARING ASSEMBLY (Includes item 13)	
15	5153682	1	COUPLING, pump shaft	
16	5150182	4	STUD, pump body cover (1/4"NC x 1/4"NF x 1-1/16")	
	904204	4	LOCKWASHER, 1/4"	
	911040	4	NUT, 1/4"NC	
17	4369766	1	GASKET, pump to blower	058037 065650 074689
18	069004	1	CAPSCREW, socket-hd., 5/16"NF x 1-1/2"	
19	5179605	1	COUPLING pump drive	
20	5150191	1	PACKING pump outlet	058037 065650 074689
21	5173730	1	FLANGE, pump outlet packing	
	905662	2	CAPSCREW, 5/16"NC x 1-1/8"	
22	5150188	1	GASKET, body cover	058037 065650 074689
23	5175678	1	COVER, pump body	
24	5159457	1	SEAL, pump to oil cooler	065650 074689
	911298	1	CLAMP, hose, 2-1/2" diam.	





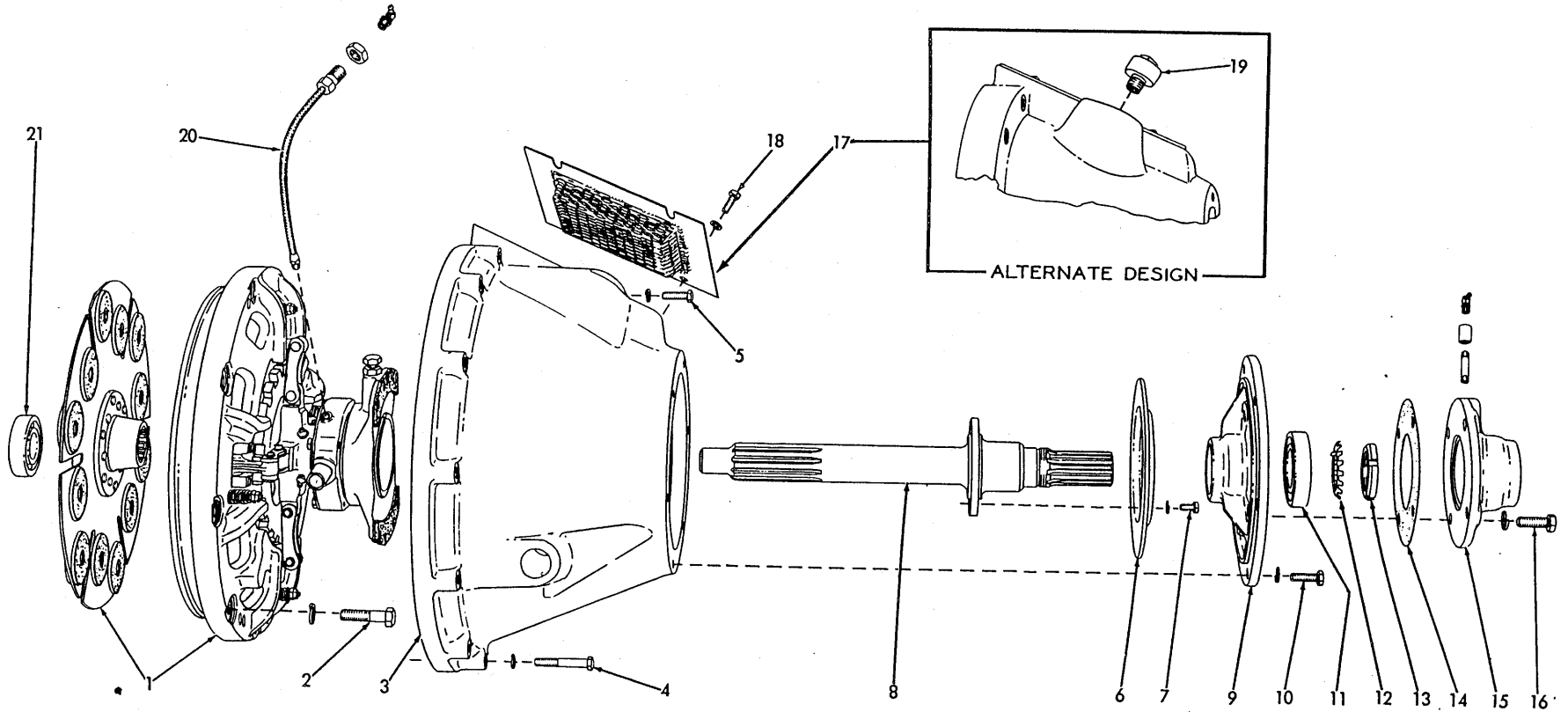
WATER MANIFOLD

ITEM	PART NUMBER	QTY.	DESCRIPTION	KIT NUMBER
1	5169555	1	MANIFOLD, water outlet	
	912725	2	PLUG, pipe, 1/2"NPT	
2	5150362	8	STUD (3/8"NC x 3/8"NF x 1-11/16")	
	904206	8	LOCKWASHER, 3/8"	
	911041	8	NUT, 3/8"NF	
3	5150361	4	GASKET, water outlet manifold . . . . .	058037, 39 074689 5193117
4	5175958	1	TUBE, water by-pass	
	915433	1	COCK, drain, T-handle, 1/4"NPT	
	904260	2	PLUG, pipe, ctsk-hd., 3/8"NPT	
5	5169478	2	GASKET, water by-pass tube . . . . .	058037, 39 074689 5193117
6	5177193	1	ELBOW, water outlet	
	915433	1	COCK, drain, T-handle, 1/4"NPT	
	078926	1	ELBOW, street, brass, 90°, 1/4"NPT	
7	033751	4	CAPSCREW, 5/16"NC x 2-1/2"	
	904205	4	LOCKWASHER, 5/16"	
8	5172141	1	THERMOSTAT	
9	5157702	1	CLIP, water by-pass tube	
10	5175705	1	SPACER, water by-pass tube clip	
11	5175681	1	HOSE, water by-pass tube (1/2" I. D. x 6-1/4" long)	
	913232	2	CLAMP, hose, 1-3/8" diam.	
12	5175683	1	ELBOW, water by-pass tube	
13	-----	1	CAPSCREW (See CYLINDER BLOCK FRONT COVERS)	
14	-----	1	GAUGE, thermo (See INSTRUMENTS)	



FAN BELT TIGHTENING IDLER

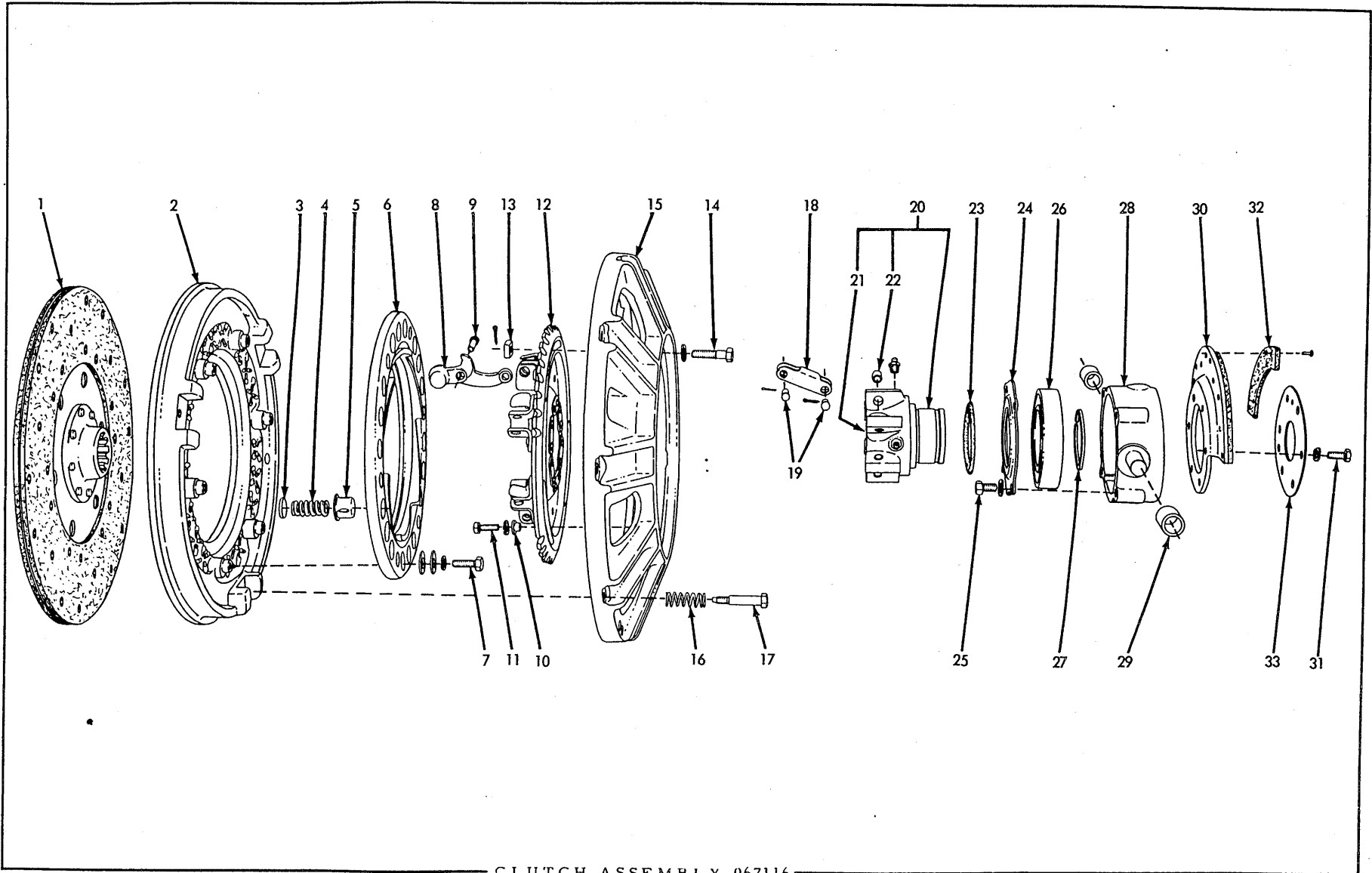
ITEM	PART NUMBER	QTY.	DESCRIPTION	KIT NUMBER
1	069496	1	IDLER ASSEMBLY (Consists of items 2 thru 12)	
2	069516	1	ARM ASSEMBLY, adjusting (Includes 2 SHAFTS. Serviced only as a unit)(Used on tractors prior to #1041)	
	076357	1	ARM ASSEMBLY, adjusting (Includes 2 SHAFTS. Serviced only as a unit)(Used on tractors #1041 and up)	
3	048720	1	SEAL, oil	
4	042986	1	BEARING, ball, rear	
5	057038	1	RING, spacing, rear bearing	
6	069495	1	PULLEY	
	914465	1	FITTING, lubricating, straight, 1/8"NPT	
7	056362	1	RING, snap, front bearing	
8	042979	1	BEARING, ball, front	
9	052152	1	NUT, pulley shaft (Used on tractors prior to #1041)	
	915943	1	NUT, jam, slotted, 3/4"NF (Used on tractors #1041 and up)	
	900807	1	PIN, cotter, 1/8" x 1-1/4"	
10	056370	1	GASKET, pulley cap	
11	056361	1	CAP, pulley	
12	045295	4	CAPSCREW, 5/16"NC x 1"	
	904205	4	LOCKWASHER, 5/16"	
13	057039	1	BRACKET, mounting	
14	046419	2	CAPSCREW, 3/8"NF x 2"	
15	035439	3	CAPSCREW, 3/8" x 1"	
	911041	2	NUT, 3/8"NF	
	904206	5	LOCKWASHER, 3/8"	
16	040013	1	CAPSCREW, adjusting arm (7/16"NC x 1-3/4")	
	911998	1	WASHER, plain	



ENGINE CLUTCH AND HOUSING

ENGINE CLUTCH AND HOUSING

ITEM	PART NUMBER	QTY.	DESCRIPTION	KIT NUMBER
1	073900	1	CLUTCH ASSEMBLY (See page 83 for service parts)(Used optionally on tractors prior to #5127. Order CLUTCH ASSEMBLY 083147)	
	067116	1	CLUTCH ASSEMBLY (See page 79 for service parts)(Used optionally on tractors prior to #5127. Order CLUTCH ASSEMBLY 083147)	
	083147	1	CLUTCH ASSEMBLY (See page 81 for service parts)(Effective with tractor #5127 on Models HD9B and HD9F. See CLUTCH ASSEMBLY 083870 for Model HD9G)	
	083870	1	CLUTCH ASSEMBLY (See page 81 for service parts. Has ceramic type drive plate)(Effective with tractor #5119 on Model HD9G)	
2	AM-8801	9	CAPSCREW 1/2"NC x 2" (Used with 073900 CLUTCH ASSEMBLY only)	
	035190	9	CAPSCREW, 1/2"NC x 1-1/2" (Not used with 073900 CLUTCH ASSEMBLY)	
	904208	9	LOCKWASHER, 1/2"	
3	082716	1	HOUSING	
4	056721	11	CAPSCREW, 3/8"NC x 2-1/2"	
5	013058	1	CAPSCREW, 3/8"NC x 1-1/4"	
	904206	12	LOCKWASHER, 3/8"	
6	050579	1	DISC, brake	
7	083270	6	CAPSCREW, 5/16"NF x 5/8"	
	904205	6	LOCKWASHER, 5/16"	
8	083091	1	SHAFT, clutch	
9	083121	1	RETAINER, clutch shaft rear bearing	
10	013058	6	CAPSCREW, 3/8"NC x 1-1/4"	
	904206	6	LOCKWASHER, 3/8"	
11	042847	1	BEARING, ball, clutch shaft, rear	
12	030123	1	WASHER, locking, rear bearing nut	
13	030107	1	NUT, clutch shaft rear bearing	
14	050647	1	GASKET, rear bearing cup	
15	051597	1	CAP, rear bearing	
	915273	1	FITTING, lubricating, 30°, 1/8"NPT	
	901763	1	COUPLING, pipe, 1/8"NPT	
	915405	1	NIPPLE, pipe, 1/8"NPT x 1-3/4"	
16	035733	4	CAPSCREW, 1/2"NC x 1-3/8"	
	904208	4	LOCKWASHER, 1/2"	
17	056867	1	PLATE, clutch inspection (Original equipment on tractors prior to #1731. For use with item 19 under very dusty conditions. For normal conditions use of PLATE 081140 is recommended)	
	081140	1	PLATE, clutch inspection (Original equipment effective with tractor #1731. Also see PLATE 056867)	
18	035439	4	CAPSCREW, 3/8"NC x 1"	
	904206	2	LOCKWASHER, 3/8"	
19	050748	1	BREATHER, clutch housing (Used with inspection PLATE 056867 only)	
20	053899	1	TUBE, lubricating, clutch shifting sleeve bearing	
	911049	1	NUT, jam, 5/8"NF	
	915274	1	FITTING, lubricating, 45°, 1/8"NPT	
21	211013	1	BEARING, ball, clutch shaft, front	

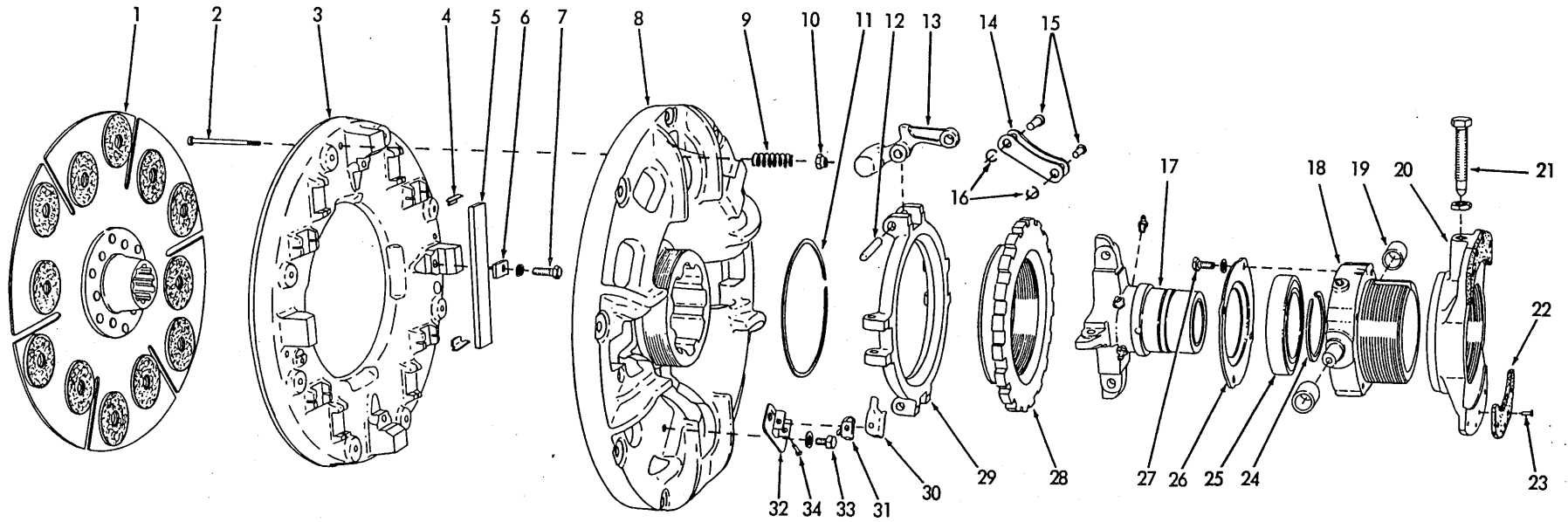


CLUTCH ASSEMBLY 067116

## CLUTCH ASSEMBLY 067116

NOTE: See page 77 for listing of complete Clutch Assembly.

ITEM	PART NUMBER	QTY.	DESCRIPTION	KIT NUMBER
1	073320	1	PLATE ASSEMBLY, driven (Facings are cemented and are not serviced separately)	
2	073321	1	PLATE, pressure	
3	073324	18	WASHER, pressure spring insulating	
4	073323	18	SPRING, pressure	
5	073322	18	CUP, pressure spring	
6	073325	1	RING ASSEMBLY, pressure (Consists of 1 RING, 1 RETAINER and 6 CAMS. Serviced only as a unit)	
7	035439	6	CAPSCREW, 3/8"NF x 1"	
	904206	6	LOCKWASHER, 3/8"	
	900817	12	WASHER, plain, U.S. std., 3/8"	
8	073335	6	LEVER, actuating	
9	052354	6	PIN, actuating lever (3/8" diam., 1-1/8" long)	
10	073328	2	SPACER, adjusting ring	
11	073329	2	CAPSCREW (5/16"NF x 7/8")	
	904205	2	LOCKWASHER, 5/16"	
12	073332	1	RING ASSEMBLY, adjusting (Includes riveted BRACKETS)	
13	073331	1	PLATE, adjusting ring locking	
14	073330	1	SCREW (hex-hd., 3/8"NF x 1-1/2", drilled end)	
	906960	1	LOCKWASHER, internal teeth, 3/8"	
	900801	1	PIN, cotter, 3/32" x 3/4"	
15	073327	1	PLATE, back	
16	073333	3	SPRING, pressure plate retracting	
17	073334	3	CAPSCREW (dog-pt., 3/8"NC x 2-3/16")	
18	055759	6	LINK, actuating lever	
19	048173	12	PIN, actuating lever link (5/16" diam., 1" long)	
	900401	12	PIN, cotter, 3/32" x 1/2"	
20	073326	1	SLEEVE ASSEMBLY, shifting (Includes 1 FITTING 914465 and items 21 and 22)	
	914465	1	FITTING, lubricating, straight, 1/8"NPT	
21	-----	2	BUSHING, shifting sleeve (bronze)(Furnished only as part of item 20)	
22	048195	6	BUSHING, shifting sleeve (steel)	
23	042141	1	RING, sealing, shifting sleeve (felt)	
24	042142	1	RETAINER, shifting sleeve bearing	
25	035979	4	CAPSCREW, 3/8"NF x 5/8"	
	904206	4	LOCKWASHER, 3/8"	
26	042994	1	BEARING, ball, shifting sleeve	
27	042144	1	RING, locking, shifting sleeve bearing	
28	078134	1	YOKE ASSEMBLY, shifting sleeve (Includes item 29)	
29	056864	2	BUSHING, shifting sleeve yoke	
30	050578	1	DISC ASSEMBLY, clutch brake, front (Includes item 32)	
31	057927	6	CAPSCREW, 5/16"NF x 3/4" (Also attaches grease SHIELD)	
	904205	6	LOCKWASHER, 5/16"	
32	081756	1	FACING KIT, brake disc (Includes rivets indented below)	
	911131	10	RIVET, tubular, brass, flat-hd., 3/16" x 7/16"	
33	050575	1	SHIELD, grease	



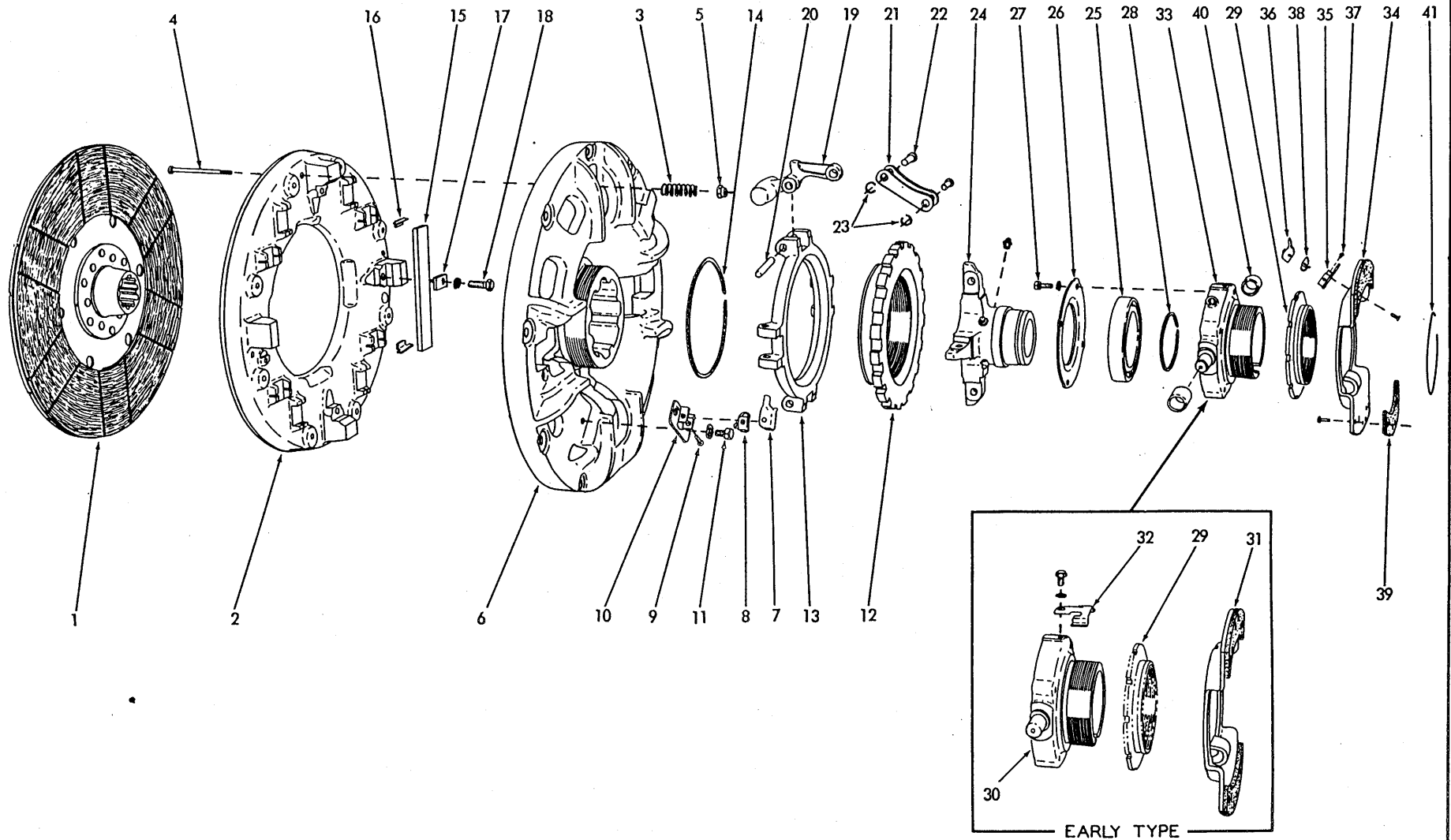
CLUTCH ASSEMBLIES 083147 and 083870

## CLUTCH ASSEMBLIES 083147 and 083870

NOTE: See page 77 for listing of complete Clutch Assemblies.

ITEM	PART NUMBER	QTY.	DESCRIPTION	KIT NUMBER
1	033782	1	PLATE ASSEMBLY, drive (Has woven facings which are cemented and not serviced separately)(For CLUTCH ASSEMBLY 083147 only)	
	082910	1	PLATE ASSEMBLY, drive (Has ceramic-friction discs)(For CLUTCH ASSEMBLY 083870 only)	
2	073926	4	SCREW, retracting spring (fil-hd., 5/16"NF x 3-3/8")	
3	073919	1	PLATE, pressure	
4	073920	8	PAD, wear	
5	073921	4	BEAM, actuating lever	
6	073922	4	PLATE, beam retaining	
7	036034	4	CAPSCREW, 3/8"NF x 1"	
	904206	4	LOCKWASHER, 3/8"	
8	073899	1	PLATE, back	
9	040223	4	SPRING, pressure plate retracting	
10	073927	4	NUT, retracting spring screw (self-locking, 5/16"NF)	
11	073916	1	RING, plate retaining	
12	073918	4	PIN, actuating lever	
13	073917	4	LEVER, actuating	
14	073923	4	LINK, actuating lever	
15	073924	8	PIN, actuating lever link	
16	073925	8	RING, pin retaining	
17	083145	1	SLEEVE ASSEMBLY, shifting (Includes 2 BUSHINGS which are not serviced separately and 4 FITTINGS 914465)	
	914465	4	FITTING, lubricating, straight, 1/8"NPT	
18	083143	1	CARRIER ASSEMBLY, shifter bearing (Includes item 19)	
19	056864	2	RACE, shifting yoke needle bearing	
20	083135	1	PLATE ASSEMBLY, clutch brake (Includes item 22)	
21	083149	1	SCREW, brake plate locking	
	913830	1	NUT, jam, 1/2"NF	
22	083134	1	FACING KIT, brake plate (Includes item 23)	
23	083136	8	RIVET, brake plate facing (1/4" x 7/16", tubular)	
24	073908	1	RING, snap, bearing retaining	
25	061490	1	BEARING, ball, clutch shifting	
26	073907	1	PLATE, bearing retaining	
27	045312	4	CAPSCREW, 5/16"NC x 3/4"	
	904205	4	LOCKWASHER, 5/16"	
28	073914	1	RING, adjusting	
29	073915	1	PLATE, adjusting ring	
30	073901	1	LOCK, adjustment	
31	048375	1	SPRING, adjustment lock	
32	073903	1	BRACKET, adjustment lock	
33	035979	2	CAPSCREW, 3/8"NF x 5/8"	
	911115	2	WASHER, plain, SAE std., 3/8"	
34	073902	1	PIN, adjustment lock	





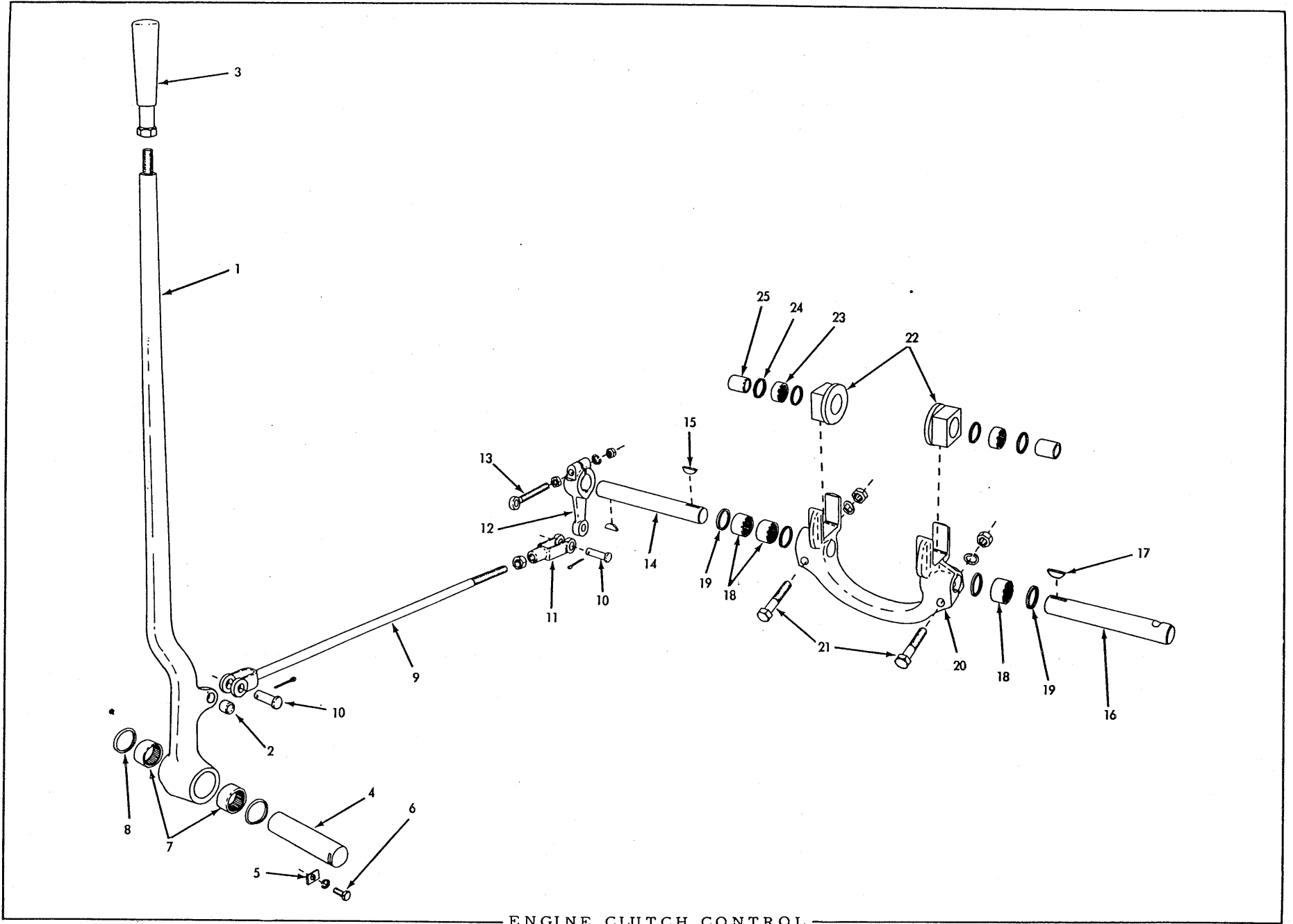
CLUTCH ASSEMBLY 073900

## CLUTCH ASSEMBLY 073900

NOTE: See page 77 for listing of complete Clutch Assembly.

ITEM	PART NUMBER	QTY.	DESCRIPTION	KIT NUMBER
1	033782	1	DISC ASSEMBLY, driving (Facings are cemented and are not serviced separately)	
2	073919	1	PLATE, pressure	
3	040223	4	SPRING, pressure plate retracting	
4	073926	4	SCREW, retracting spring (fil-hd., 5/16"NF x 3-3/8")	
5	073927	4	NUT, self-locking, 5/16"NF	
6	073899	1	PLATE, back	
7	073901	1	LOCK, adjustment	
8	048375	1	SPRING, adjustment lock	
9	073902	1	PIN, adjustment lock	
10	073903	1	BRACKET, adjustment lock	
11	035979	2	CAPSCREW, 3/8"NF x 5/8"	
	911115	2	WASHER, plain, SAE std., 3/8"	
12	073914	1	RING, adjusting	
13	073915	1	PLATE, adjusting ring	
14	073916	1	RING, plate retaining	
15	073921	4	BEAM, actuating lever	
16	073920	8	PAD, wear	
17	073922	4	PLATE, beam retaining	
18	036034	4	CAPSCREW, 3/8"NF x 1"	
	904206	4	LOCKWASHER, 3/8"	
19	073917	4	LEVER, actuating	
20	073918	4	PIN, actuating lever	
21	073923	4	LINK, actuating lever	
22	073924	8	PIN, actuating lever link	
23	073925	8	RING, pin retaining	
24	083145	1	SLEEVE ASSEMBLY, shifting (Includes 2 BUSHINGS which are not serviced separately and 4 FITTINGS 914465)	
	914465	4	FITTING, lubricating, straight, 1/8"NPT	
25	061490	1	BEARING, ball, clutch shifting	
26	073907	1	PLATE, bearing retaining	
27	045312	4	CAPSCREW, 5/16"NC x 3/4"	
	904205	4	LOCKWASHER, 5/16"	
28	073908	1	RING, snap, bearing retaining	
29	073911	1	RING, adjusting, brake disc	
			NOTE: Items 30 thru 32 comprise the EARLY TYPE ADJUSTMENT LOCK as used on tractors prior to serial No.1527.	
30	-----	1	CARRIER, shifter bearing (Order items 33 and 34)	
31	-----	1	PLATE ASSEMBLY, clutch brake (Includes item 39)(Order item 34)	
32	073913	1	LOCK, brake disc adjustment	
	906692	1	CAPSCREW, 1/4"NC x 3/8"	
	906958	1	LOCKWASHER, int-tooth, 1/4"	

(Continued)



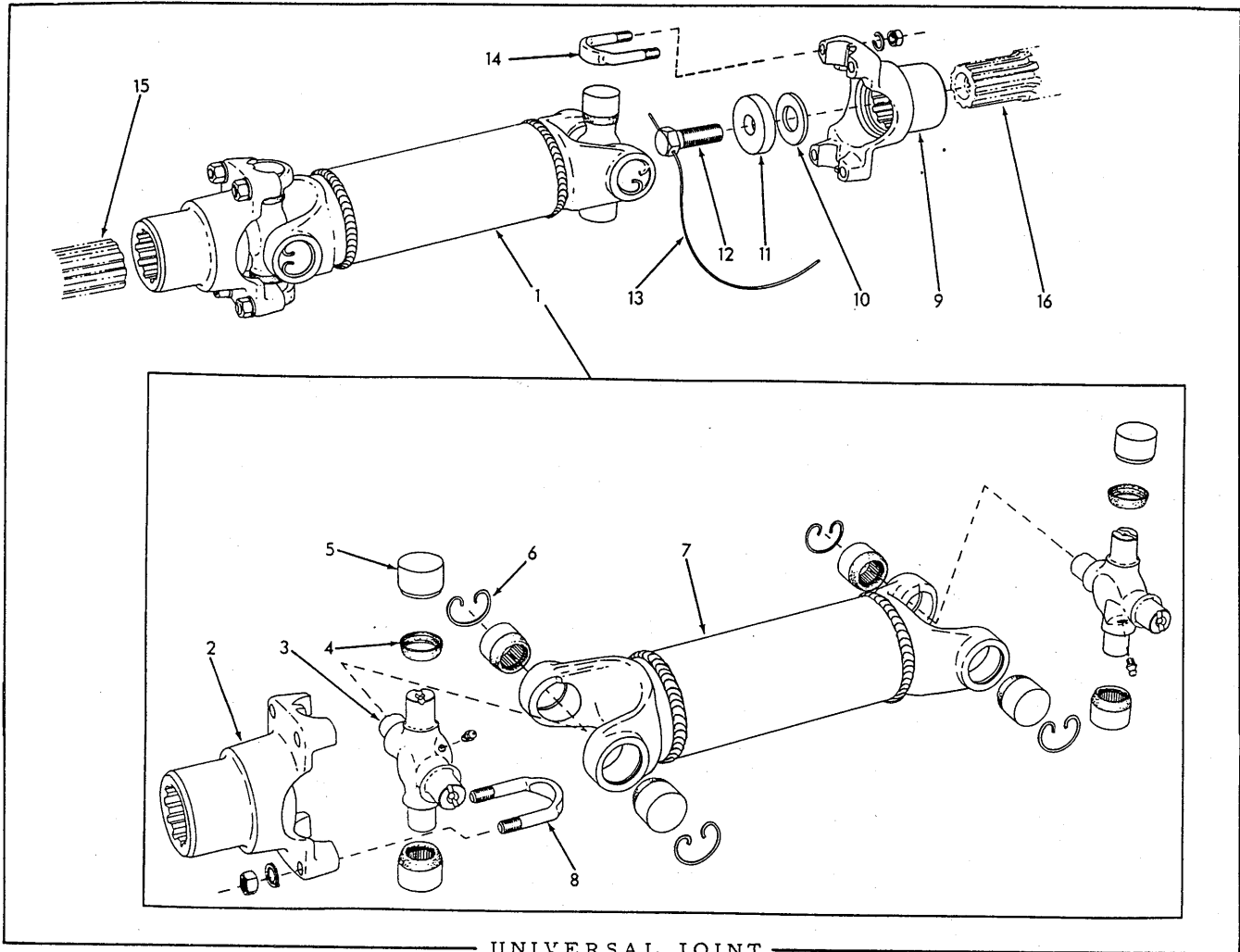
ENGINE CLUTCH CONTROL

## CLUTCH ASSEMBLY 073900 (Continued)

ITEM	PART NUMBER	QTY.	DESCRIPTION	KIT NUMBER
			NOTE: Items 33 thru 38 comprise the LATE TYPE ADJUSTMENT LOCK as used on tractors serial No. 1527 and up.	
33	078030	1	CARRIER ASSEMBLY, shifter bearing (Includes item 40)	
34	078042	1	PLATE ASSEMBLY, clutch brake (Includes items 35 thru 39)	
35	040781	1	BRACKET, mounting adjustment lock	
	900764	2	RIVET, fl-hd., 3/16" x 1/2"	
36	078041	1	LOCK, adjustment	
37	040784	1	PIN, hinge, adjustment lock	
38	040783	1	SPRING, adjustment lock	
39	081755	1	FACING KIT, brake plate (Includes rivets indented below)	
	911097	12	RIVET, tubular, brass, ctsk-hd., 3/16" x 3/8"	
40	056864	2	RACE, shifting yoke needle bearing	
41	073912	1	RING, snap, brake disc retaining	

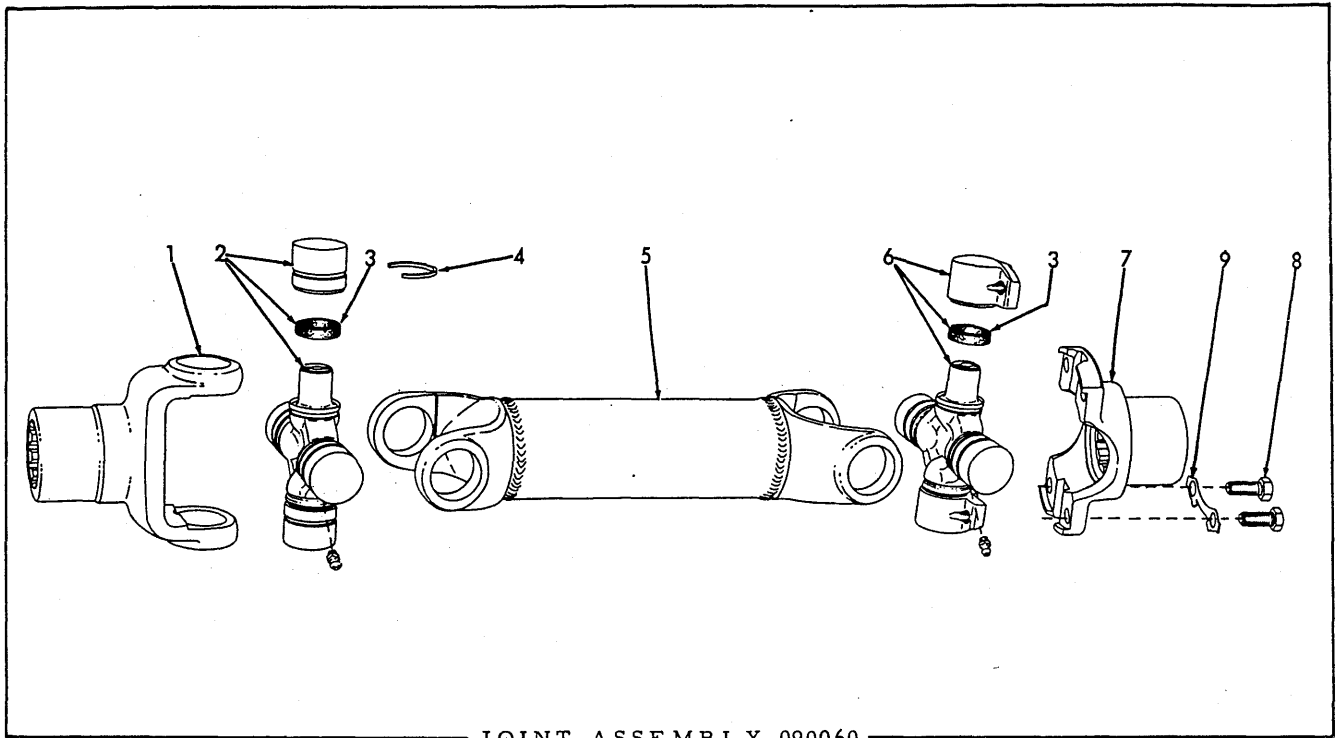
## ENGINE CLUTCH CONTROL

1	084478	1	LEVER ASSEMBLY, clutch operating (Includes item 2)
2	049988	1	BUSHING, clutch operating lever
3	078620	1	GRIP, operating lever
4	056945	1	SHAFT, pivot, operating lever
5	050221	1	BLOCK, shaft locking
6	047478	1	CAPSCREW, 1/4"NC x 5/8"
	904204	1	LOCKWASHER, 1/4"
7	051513	2	BEARING, needle, operating lever shaft
8	053926	2	SEAL, dust, needle bearing
9	056869	1	ROD, operating lever
	911043	1	NUT, 1/2"NF
10	049993	2	PIN, yoke
	900805	2	PIN, cotter, 1/8" x 3/4"
11	068389	1	YOKE, operating rod
12	068511	1	LEVER, shifting yoke shaft
13	080704	1	BOLT, eye
	904206	1	LOCKWASHER, 3/8"
	911041	2	NUT, 3/8"NF
14	056872	1	SHAFT, clutch shifting yoke, left
15	036997	2	KEY, #13 woodruff, 3/16" x 1", hardened
16	056871	1	SHAFT, clutch shifting yoke, right
17	036997	1	KEY, #13 woodruff, 3/16" x 1", hardened
18	051513	3	BEARING, needle, shifting yoke shaft
19	053926	4	SEAL, dust, needle bearing
20	056873	1	YOKE, clutch shifting
21	035068	2	CAPSCREW, 1/2"NF x 2-1/4"
	904208	2	LOCKWASHER, 1/2"
	911043	2	NUT, 1/2"NF
22	056865	2	BLOCK, sliding, shifting yoke
23	050442	2	BEARING, needle, shifting yoke
24	053927	4	SEAL, dust, needle bearing
25	-----	2	RACE, inner, needle bearing (See CLUTCH ASSEMBLY)



UNIVERSAL JOINT

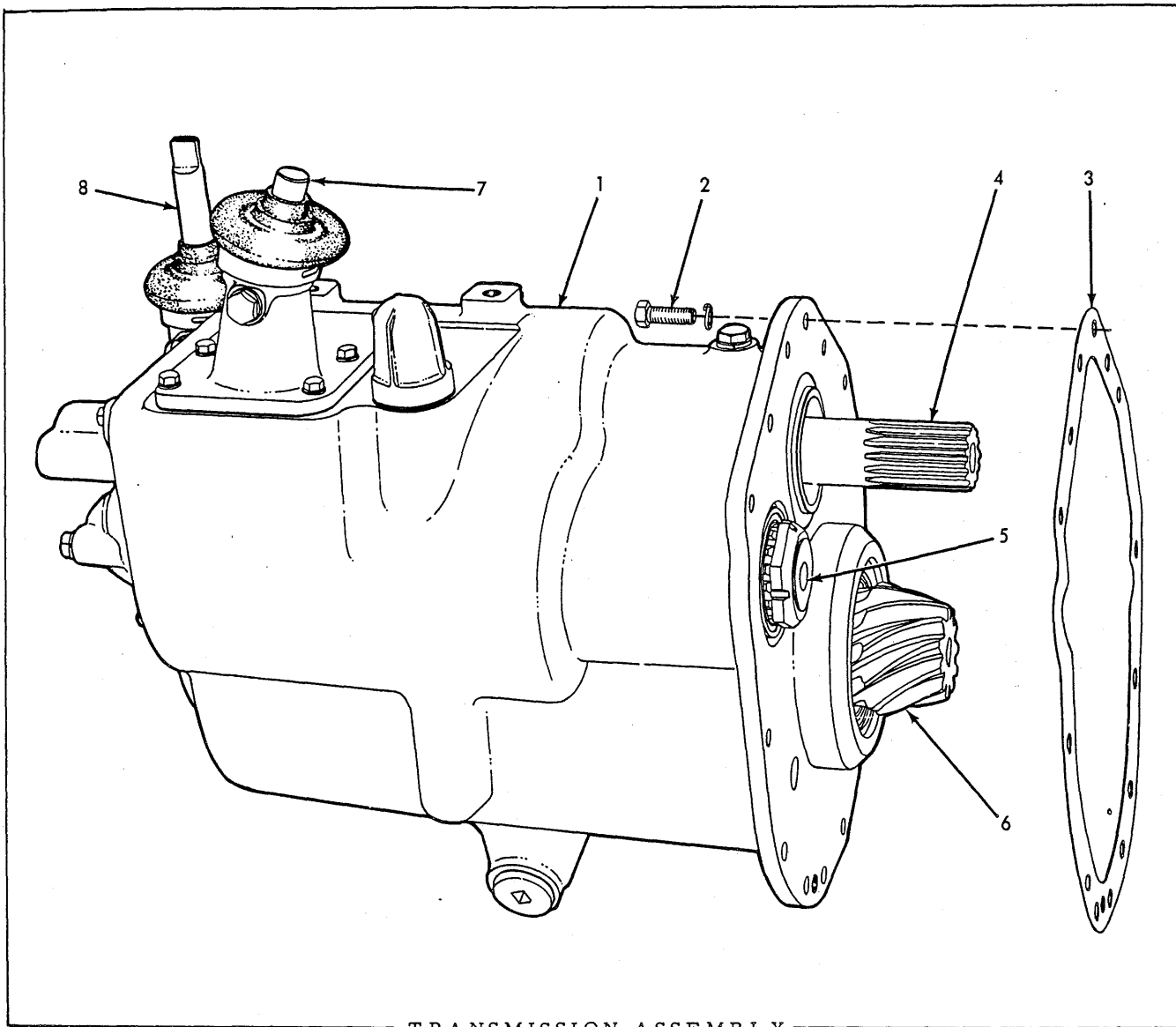
ITEM	PART NUMBER	QTY.	DESCRIPTION	KIT NUMBER
1	073372	1	JOINT ASSEMBLY (Consists of items 2 thru 8)(Original Equipment)	
	090060	1	JOINT ASSEMBLY (Furnished for field replacement of JOINT ASSEMBLY 073372)(See page 87 for service parts)	
2	073375	1	YOKE, front	
3	-----	2	CROSS, journal (Order JOURNAL KIT 081559) . . . . .	081559
	912808	2	FITTING, lubricating, straight, 1/4"NF tapered thread . . . . .	081559
4	-----	8	SEAL, bearing (Order JOURNAL KIT 081559) . . . . .	081559
5	-----	8	BEARING, needle (Order JOURNAL KIT 081559). . . . .	081559
6	052416	4	RING, snap, journal cross . . . . .	081559
7	073373	1	SHAFT, center	
8	054228	2	U-BOLT, front yoke	
	911041	4	NUT, 3/8"NF	
	904206	4	LOCKWASHER, 3/8"	
9	073374	1	YOKE, rear (Original equipment. Also see page 87 for optional yoke)	
10	050548	1	SEAL, rear yoke (neoprene)	
11	050547	1	WASHER, retaining, rear yoke	
12	070162	1	CAPSCREW (drilled-hd., 5/8" NF x 1-3/4")	
13	023633	1	WIRE, locking (1/16" x 12")	
14	054228	2	U-BOLT, rear yoke	
	911041	4	NUT, 3/8"NF	
	904206	4	LOCKWASHER, 3/8"	
15	-----	1	SHAFT, clutch (See ENGINE CLUTCH AND HOUSING)	
16	-----	1	SHAFT (See TRANSMISSION TOP SHAFT)	



JOINT ASSEMBLY 090060

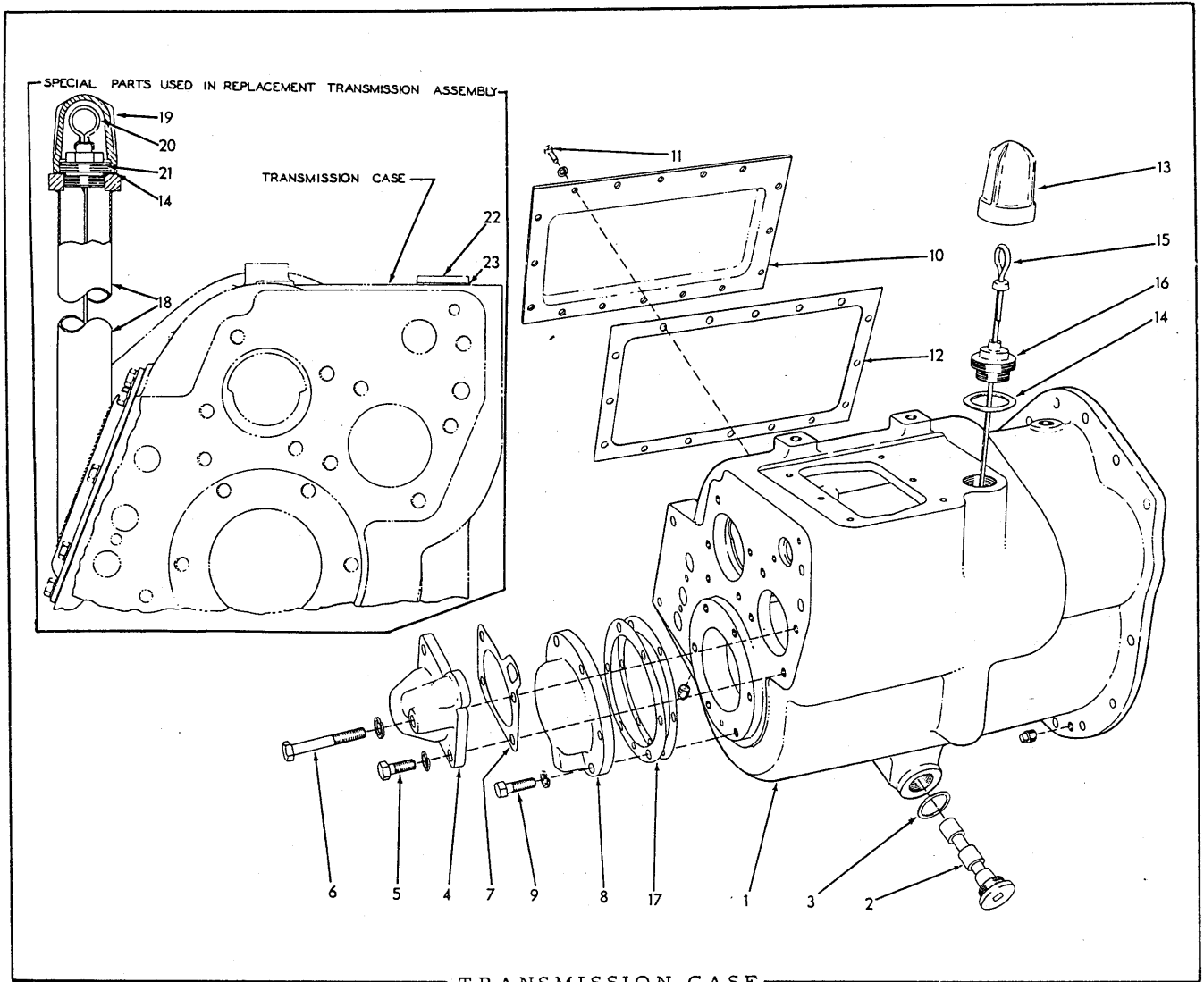
NOTE: See page 86 for listing of complete Joint Assembly.

ITEM	PART NUMBER	QTY.	DESCRIPTION	KIT NUMBER
1	084528	1	YOKE, front	
2	084537	1	SPIDER ASSEMBLY, front (Includes BEARINGS, item 3 and FITTING indented below. Serviced only as a unit)	
	914687	1	FITTING, lubricating, straight, 1/4"NF	
3	076461	8	WASHER, sealing, spider bearing (cork)	
4	059879	6	RING, snap, bearing retaining	
5	090061	1	TUBE, connecting	
6	084545	1	SPIDER ASSEMBLY, rear (Includes BEARINGS, item 3 and FITTING indented below. Serviced only as a unit)	
	914687	1	FITTING, lubricating, straight, 1/4"NF	
7	084586	1	YOKE, rear	
8	035167	4	CAPSCREW, 3/8"NF x 7/8"	
9	059876	2	LOCK, capscREW	



TRANSMISSION ASSEMBLY

ITEM	PART NUMBER	QTY.	DESCRIPTION	KIT NUMBER
1	057280	1	TRANSMISSION ASSEMBLY (Original equipment. Includes Gears, Shafts and Shifting Forks)	
	088244	1	TRANSMISSION ASSEMBLY (Optional field replacement. Includes Gears, Shafts, Shifting Forks plus dual shifting shaft interlock listed on page 101)	
2	035018	14	CAPSCREW, 1/2" NF x 1-1/2"	
	904208	14	LOCKWASHER, 1/2"	
3	057204	1	GASKET, case to steering clutch housing	
4	-----	-	See TRANSMISSION TOP SHAFT	
5	-----	-	See TRANSMISSION INTERMEDIATE SHAFT	
6	-----	-	See TRANSMISSION PINION SHAFT	
7	-----	-	See FORWARD HIGH-LOW GEAR SHIFT	
8	-----	-	See SPEED SELECTION GEAR SHIFT	



TRANSMISSION CASE

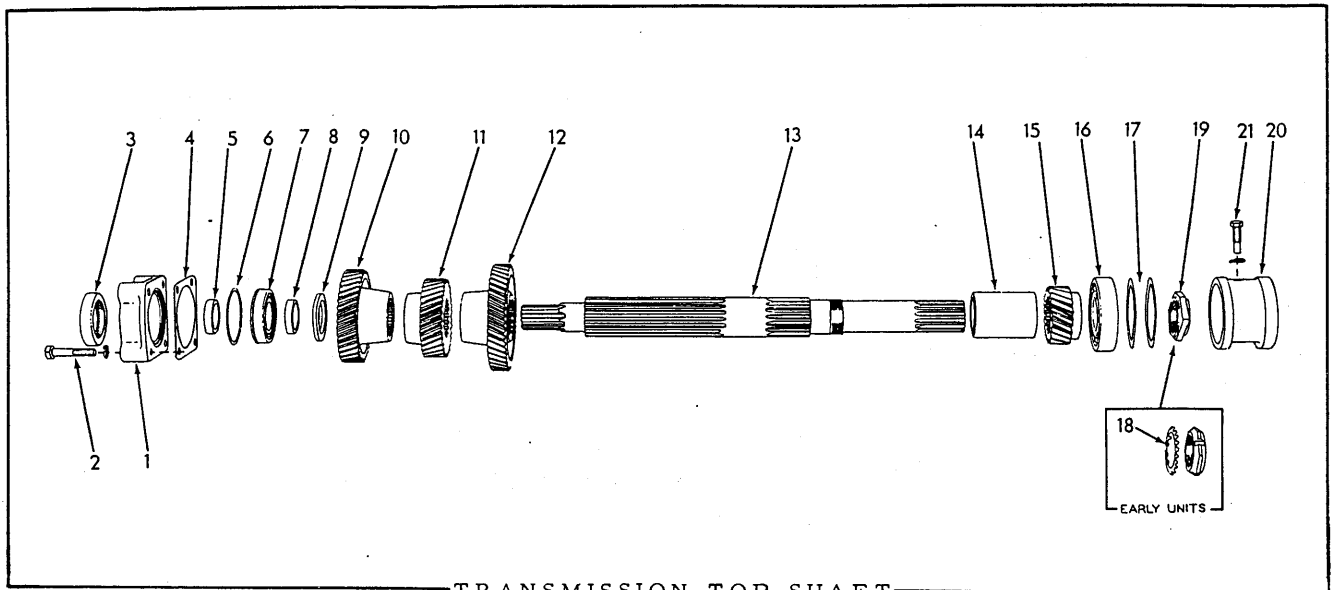
ITEM	PART NUMBER	QTY.	DESCRIPTION	KIT NUMBER
1	080268	1	CASE, transmission	
	901653	2	PLUG, pipe, 3/8" NPT	
2	067543	1	PLUG, drain (magnetic)	
3	035249	1	GASKET, drain plug	
4	069401	1	COVER, intermediate shaft front bearing	
5	035061	3	CAPSCREW, 1/2" NC x 1-1/4"	
6	041877	1	CAPSCREW, 1/2" NC x 3"	
	904208	4	LOCKWASHER, 1/2"	
7	069514	1	GASKET, intermediate shaft bearing cover	
8	069366	1	COVER, pinion shaft front bearing (Not used with Odometer installation. See page 197)	
9	035190	6	CAPSCREW, 1/2" NC x 1-1/2"	
	904208	6	LOCKWASHER, 1/2"	
10	057431	1	PLATE, side cover (Flat type)(Used prior to tractor #1642)	
	078521	1	COVER, side (Dished type)(Effective with tractor #1642)	
11	035439	16	CAPSCREW, 3/8" NC x 1"	
	904206	16	LOCKWASHER, 3/8"	
12	057432	1	GASKET, cover plate	

(Continued)



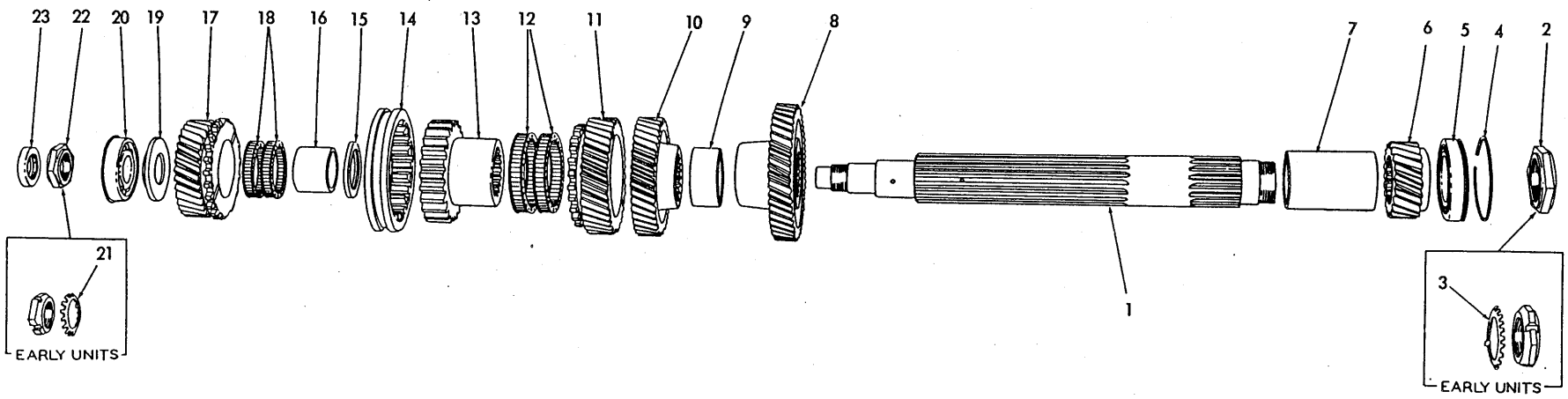
TRANSMISSION CASE (Continued)

ITEM	PART NUMBER	QTY.	DESCRIPTION	KIT NUMBER
13	034265	1	CAP, oil level gauge rod	
14	034269	1	GASKET, oil level gauge rod cap	
15	069492	1	ROD, gauge, oil level	
16	034268	1	PLUG, oil filling hole	
17	-----	-	SHIMS (See TRANSMISSION PINION SHAFT)	
NOTE: Items 18 thru 23 were not used as original equipment being used only in the optional replacement TRANSMISSION ASSEMBLY 088244 as listed on page 88.				
18	088341	1	COVER, side	
19	089827	1	CAP, oil level gauge rod	
20	088383	1	ROD, gauge, oil level	
21	089814	1	PLUG, oil filling hole	
22	035250	1	PLUG, transmission case	
23	035249	1	GASKET, transmission case plug	



TRANSMISSION TOP SHAFT

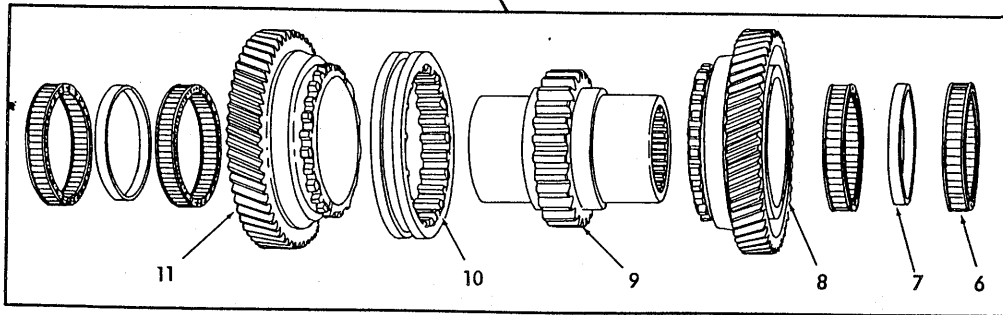
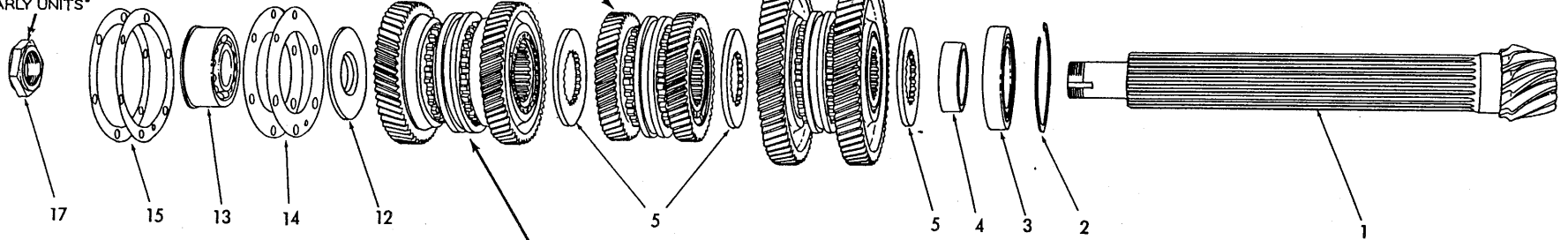
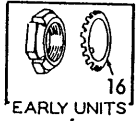
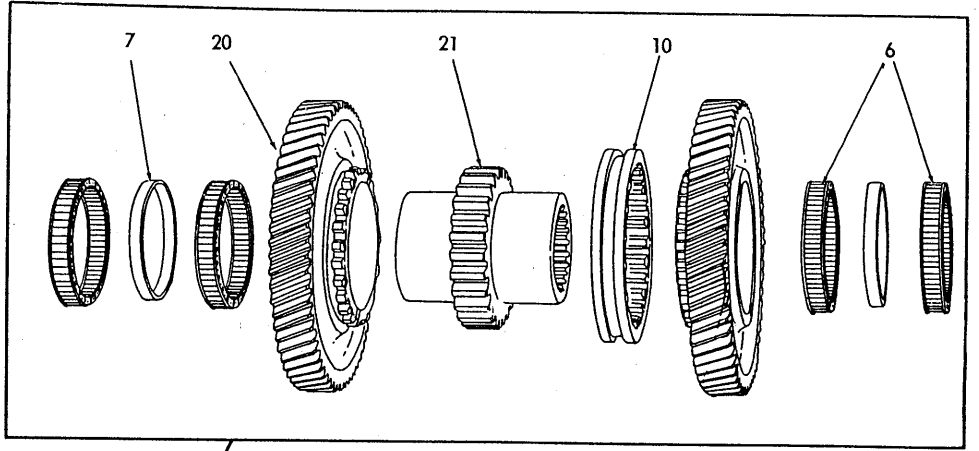
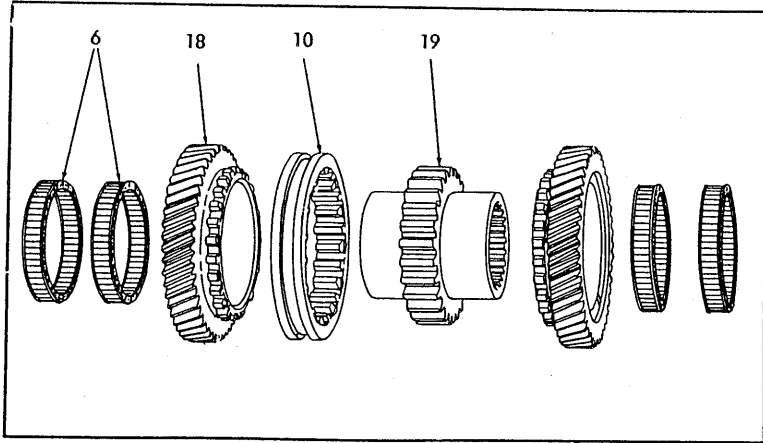
ITEM	PART NUMBER	QTY.	DESCRIPTION	KIT NUMBER
1	057291	1	RETAINER, front bearing	
2	028979	4	CAPSCREW, 1/2"NC x 2-1/2"	
	904208	4	LOCKWASHER, 1/2"	
3	057288	1	SEAL, oil, front bearing retainer	
4	059261	1	GASKET, front bearing retainer	
5	069463	1	SPACER, front bearing (1/2" thick)	
6	057289	1	RING, snap, top shaft front bearing	
7	057282	1	BEARING, roller, top shaft, front	
8	069459	1	SLEEVE, spacing, front bearing	
9	069461	1	SPACER, hi-range and 2nd reverse gear (3/8" thick)	
10	069233	1	GEAR, hi-range and 2nd reverse (41 teeth)	
11	069234	1	GEAR, lo-range (34 teeth)	
12	069235	1	GEAR, 3rd reverse (46 teeth)	
13	069251	1	SHAFT, top	
14	069456	1	SLEEVE, spacing (3-7/8" long)	
15	069240	1	GEAR, 1st reverse (21 teeth)	
16	069428	1	BEARING, ball, top shaft, rear	
17	069452	4	SHIM, bearing adjusting ( .005 thick. Use as req'd)	
18	054233	1	LOCKWASHER, top shaft nut (Tractors prior to #1677)	
19	078864	1	NUT, top shaft	
20	069403	1	SLEEVE, rear bearing	
21	061380	1	SCREW, sleeve locking	
	904209	1	LOCKWASHER, 5/8"	



TRANSMISSION INTERMEDIATE SHAFT

TRANSMISSION INTERMEDIATE SHAFT

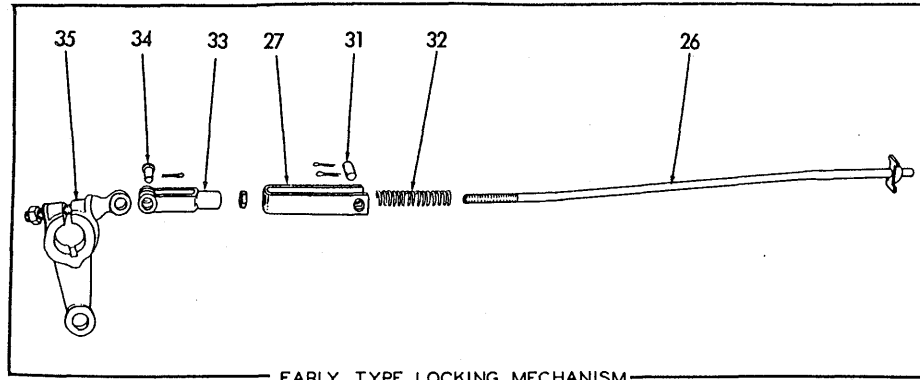
ITEM	PART NUMBER	QTY.	DESCRIPTION	KIT NUMBER
1	069252	1	SHAFT, intermediate	
2	078864	1	NUT, intermediate shaft, rear	
3	054233	1	LOCKWASHER, rear nut (Used prior to tractor #1677)	
4	042121	1	RING, snap, rear bearing	
5	057281	1	BEARING, roller, rear	
6	069236	1	GEAR, 1st and 2nd speeds (22 teeth)	
7	069457	1	SLEEVE, gear spacing (4-1/8" long)	
8	069235	1	GEAR, 4th and 6th speeds (46 teeth)	
9	069460	1	SLEEVE, gear spacing (1-5/16" long)	
10	069239	1	GEAR, 3rd and 5th speeds (41 teeth)	
11	069238	1	GEAR, low range (40 teeth)(Used on all tractors except #2939 thru #3895. When making first replacement on tractors prior to #1544 also order 2 BEARINGS 069382)	
	080149	1		GEAR, low range (40 teeth)(Used on tractors #2939 thru #3895)
12	-----	1	BUSHING, low range gear (Used prior to tractor #1544. Order 2 BEARINGS 069382)	
	069382	2		BEARING, roller, low range gear (Effective with tractor #1544)
13	069254	1	HUB, shifting collar and low range gear (Used on all tractors except #2939 thru #3895)	
	080157	1		HUB, shifting collar and low range gear (Used on tractors #2939 thru #3895)
14	069243	1	COLLAR, shifting (Used on all tractors except #2939 thru #3895)	
	080089	1		COLLAR, shifting (Used on tractors #2939 thru #3895)
15	069458	1	WASHER, spacing, hi-range gear bearing	
16	069389	1	RACE, inner, hi-range gear bearing	
17	069237	1	GEAR, high range (32 teeth)(Used on all tractors except #2939 thru #3895. When making first replacement on tractors prior to #1544 also order 2 BEARINGS 069384)	
	080148	1		GEAR, high range (32 teeth)(Used on tractors #2939 thru #3895)
18	-----	1	BUSHING, high range gear (Used prior to tractor #1544. Order 2 BEARINGS 069384)	
	069384	2		BEARING, roller, high range gear (Effective with tractor #1544)
19	069465	1	WASHER, spacing, front bearing	
20	054229	1	BEARING, ball, front (Includes snap ring)	
21	054235	1	LOCKWASHER, front nut (Used prior to tractor #1677)	
22	078860	1	NUT, intermediate shaft, front	
23	044741	1	SEAL, oil, front bearing	



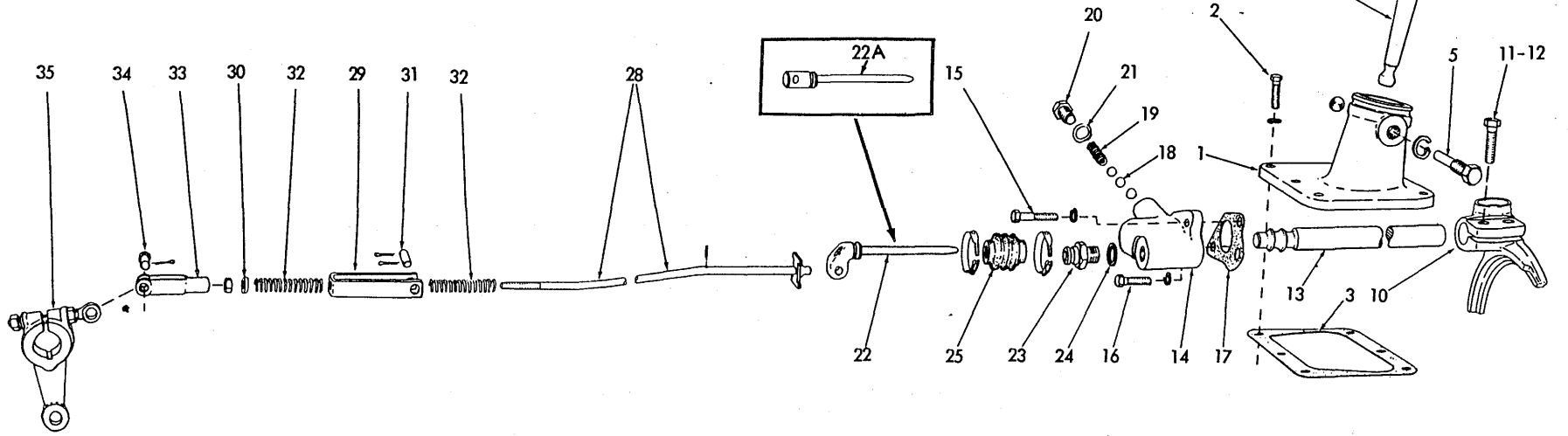
TRANSMISSION PINION SHAFT

TRANSMISSION PINION SHAFT

ITEM	PART NUMBER	QTY.	DESCRIPTION	KIT NUMBER
1	079610	1	PINION, bevel (11 teeth)	
2	067627	1	RING, snap, rear bevel pinion bearing	
3	057283	1	BEARING, roller, bevel pinion, rear	
4	069469	1	SPACER, rear bevel pinion bearing (1" long)	
5	069454	3	WASHER, gear spacing	
6	069385	12	BEARING, roller, pinion shaft gears	
7	069462	4	SPACER, gear bearings (7/16" long)	
8	069245	1	GEAR, 3rd and 5th speed (55 teeth)(Used on all tractors except #2939 thru #3895)	
	080152	1	GEAR, 3rd and 5th speed (55 teeth)(Used on tractors #2939 thru #3895)	
9	069242	1	HUB, 2nd reverse and 3rd and 5th speed gears (Used on all tractors except #2939 thru #3895)	
	080151	1	HUB, 2nd reverse and 3rd and 5th speed gears (Used on tractors #2939 thru #3895)	
10	069244	3	COLLAR, shifting (Used on all tractors except #2939 thru #3895)	
	080083	3	COLLAR, shifting (Used on tractors #2939 thru #3895)	
11	069241	1	GEAR, 2nd reverse (55 teeth)(Used on all tractors except #2939 thru #3895)	
	080150	1	GEAR, 2nd reverse (55 teeth)(Used on tractors #2939 thru #3895)	
12	069455	1	WASHER, spacing, pinion front bearing	
13	043890	1	BEARING, ball, bevel pinion, front (Includes snap ring)	
14	069511	1	SHIM, adjusting (.005" thick. Use as req'd)	
	069512	3	SHIM, adjusting (.010" thick. Use as req'd)	
15	069445	3	SHIM, adjusting (.007" thick. Use as req'd)	
	069446	3	SHIM, adjusting (.005" thick. Use as req'd)	
16	048690	1	LOCKWASHER, bevel pinion nut (Used prior to tractor #1677)	
17	078861	1	NUT, bevel pinion	
18	069246	2	GEAR, 3rd reverse and 4th and 6th speed (48 teeth)(Used on all tractors except #2939 thru #3895)	
	080153	2	GEAR, 3rd reverse and 4th and 6th speed (48 teeth)(Used on tractors #2939 thru #3895)	
19	069247	1	HUB, 3rd reverse and 4th and 6th speed gears (Used on all tractors except #2939 thru #3895)	
	080154	1	HUB, 3rd reverse and 4th and 6th speed gears (Used on tractors #2939 thru #3895)	
20	069248	2	GEAR, 1st reverse and 1st and 2nd speed (62 teeth)(Used on all tractors except #2939 thru #3895)	
	080155	2	GEAR, 1st reverse and 1st and 2nd speed (62 teeth)(Used on tractors #2939 thru #3895)	
21	069249	1	HUB, 1st reverse and 1st and 2nd speed gears (Used on all tractors except #2939 thru #3895)	
	080156	1	HUB, 1st reverse and 1st and 2nd speed gears (Used on tractors #2939 thru #3895)	



EARLY TYPE LOCKING MECHANISM



FORWARD HIGH-LOW GEAR SHIFT

FORWARD HIGH-LOW GEAR SHIFT

ITEM	PART NUMBER	QTY.	DESCRIPTION	KIT NUMBER
1	069477	1	HOUSING ASSEMBLY (Includes 1 PLUG 910002)	
	910002	1	PLUG, expansion, 3/4" diam.	
2	013058	6	CAPSCREW, 3/8"NC x 1-1/4"	
	904206	6	LOCKWASHER, 3/8"	
3	057407	1	GASKET, housing to case	
4	069339	1	LEVER, high-low shift	
5	069513	1	SCREW, pivot, high-low shift lever	
	904209	1	LOCKWASHER, 5/8"	
6	078742	1	BOOT, shift lever	
	916995	1	CLAMP, hose, 3-1/8" diam.	
7	081346	1	LEVER, extension (Model HD9B, Model HD9F prior to tractor #3505 and Model HD9G prior to tractor #1588)	
	081381	1	LEVER, extension (Model HD9F effective with tractor #3505 and Model HD9G effective with tractor #1588)	
8	035068	1	CAPSCREW, 1/2"NF x 2-1/4"	
	904208	1	LOCKWASHER, 1/2"	
	911043	1	NUT, 1/2"NF	
9	U-171	1	KNOB, extension lever	
10	080943	1	FORK, high-low shifting (When making first replacement prior to tractor #3749 also order 2 CAPSCREWS 035018)	
11	035018	2	CAPSCREW, 1/2"NF x 1-1/2" (Used on all tractors except #1642 thru #3748. 1 less used prior to #1642)	
	035073	1	CAPSCREW, 1/2"NF x 1-3/4" (Used on tractors #1642 thru #1921)	
	023465	1	CAPSCREW, 5/8"NF x 1-3/4" (Used on tractors #1922 thru #3748)	
12	029752	1	LOCK, cap screw (Used prior to tractor #1642)	
	078891	1	WASHER, plain (1/4" thick)(Used on tractors #1642 thru #1921)	
13	069405	1	SHAFT, shifting fork (8-1/8" long)(Used prior to tractor #3939)	
	080129	1	SHAFT, shifting fork (8" long)(Used on tractors #2939 thru #3274)	
	080147	1	SHAFT, shifting fork (10-7/32" long)(Used on tractors #3275 thru #3895)	
	081270	1	SHAFT, shifting fork (10-11/32" long)(Effective with tractor #3896)	
14	069404	1	HOUSING, gear shift interlock	
15	013058	1	CAPSCREW, 3/8"NC x 1-1/4"	
16	053616	1	CAPSCREW 3/8"NC x 1-3/4"	
	904206	2	LOCKWASHER, 3/8"	
17	069468	1	GASKET, interlock housing	
18	905362	3	BALL, steel, 1/2" diam.	
19	037195	1	SPRING, shifting shaft interlock	
20	035159	1	CAPSCREW, interlock spring (5/8"NF x 1")	
21	049918	1	WASHER, interlock spring cap screw (copper)	
22	069621	1	PLUNGER, shifting lock (5-1/2" long)(Original equipment prior to tractor #1038)	
	076840	1	PLUNGER, shifting lock (6" long)(Original equipment effective with tractor #1038)	
22A	084495	1	PLUNGER, shifting lock (Used only in optional replacement TRANSMISSION ASSEMBLY 088244 as listed on page 88)	

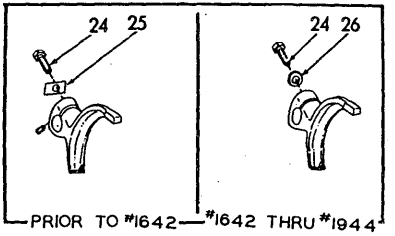
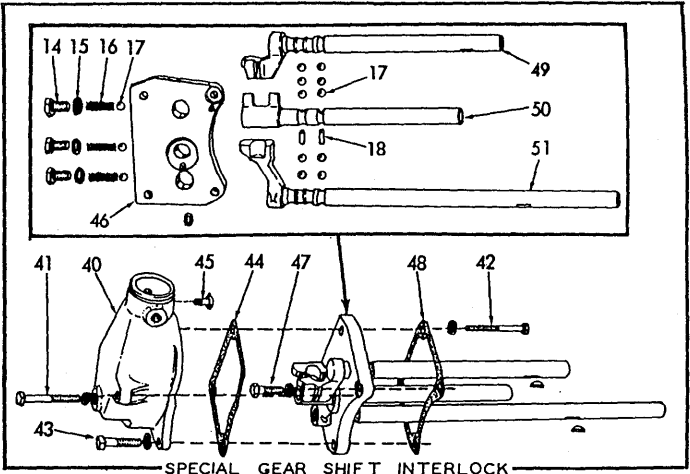
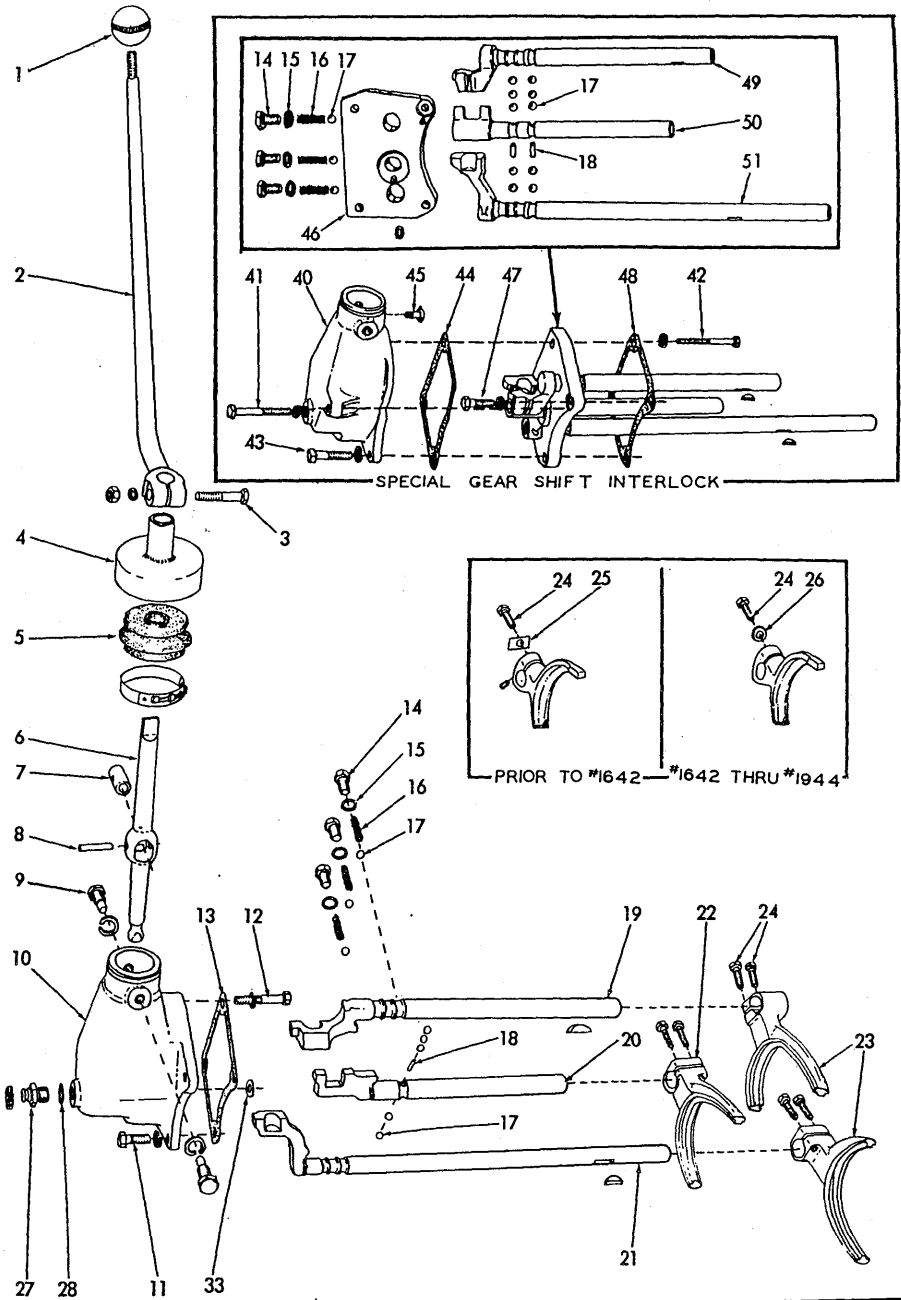
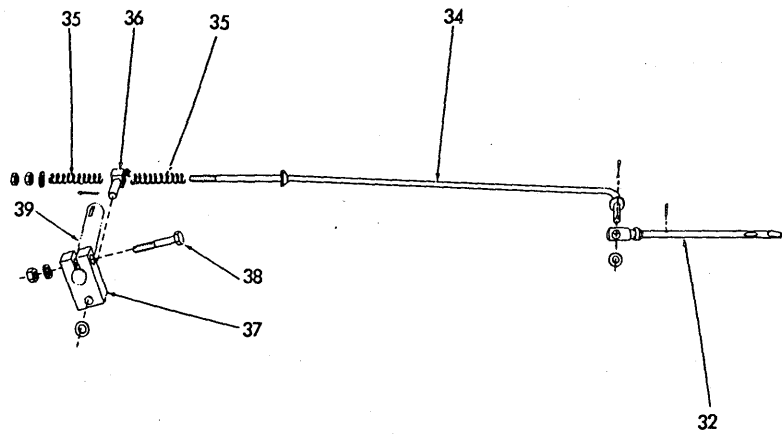
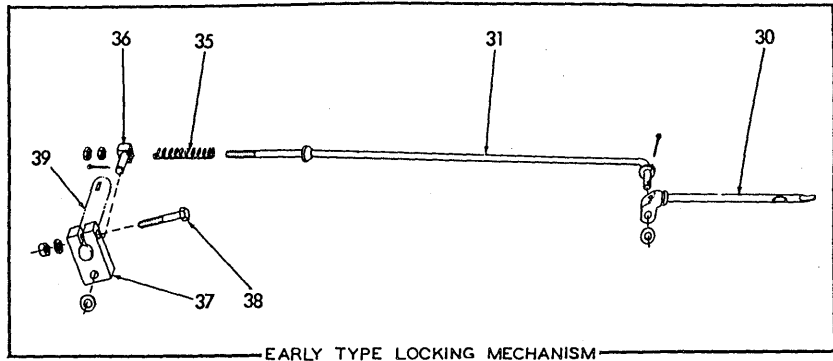
(Continued)



FORWARD HIGH-LOW GEAR SHIFT (Continued)

ITEM	PART NUMBER	QTY.	DESCRIPTION	KIT NUMBER
23	049977	1	SLEEVE, shifting lock plunger (1-3/8" long)(Used prior to tractor #1038)	
	076846	1	SLEEVE, shifting lock plunger (1-5/8" long)(Effective with tractor #1038)	
24	050267	1	WASHER, plunger sleeve (copper)	
25	049966	1	BOOT, locking plunger (1-1/2" long)(Used prior to tractor #1038)	
	065573	2	CLAMP (wire type)	
	901173	2	SCREW, machine, #10-24NC x 5/8"	
	901310	2	NUT, #10-24NC	
	080166	1	BOOT, locking plunger (2" long)(Effective with tractor #1038. When making first replacement prior to tractor #2831 also order 2 CLAMP 916897)	
	916897	2	CLAMP, hose, 1" diam.	
NOTE: Items 26 and 27 comprise the EARLY TYPE LOCKING MECHANISM as used prior to tractor #1691.				
26	069433	1	ROD, shifting lock plunger (19-7/8" long)(Used prior to tractor #1038)	
	-----	1	ROD, shifting lock plunger (19-3/8" long)(Used on tractors #1038 thru #1690. Order 1 ROD 078939, 1 YOKE 078967, 1 WASHER 044973, 1 SPRING 035910 and 1 PIN 916202)	
27	-----	1	YOKE, plunger rod (3-1/2" long)(Order 1 ROD 078939, 1 YOKE 078967, 1 WASHER 044973, 1 SPRING 035910 and 1 PIN 916202)	
NOTE: Items 28 thru 30 comprise the LATE TYPE LOCKING MECHANISM effective with tractor #1691.				
28	078939	1	ROD, shifting lock plunger (18-3/8" long)	
	911041	1	NUT, 3/8"NF	
29	078967	1	YOKE, plunger rod (4-1/4" long)	
30	044973	1	WASHER, plunger rod	
	916202	1	PIN, roll, 1/8" x 7/8"	
31	043214	1	PIN, plunger rod yoke	
	900942	2	PIN cotter, 3/32" x 5/8"	
32	035910	2	SPRING, plunger rod (One less used prior to #1691)	
33	917664	1	YOKE, rod adjusting (3/8"NF)	
34	917646	1	PIN, rod adjusting yoke	
	900942	1	PIN, cotter, 3/32" x 5/8"	
35	-----	1	LEVER ASSEMBLY (See ENGINE CLUTCH CONTROL)	
NOTE: See PAINTING AND MARKING for instruction plate which is attached to cowl.				





SPEED SELECTION GEAR SHIFT

SPEED SELECTION GEAR SHIFT

ITEM	PART NUMBER	QTY.	DESCRIPTION	KIT NUMBER
1	U-171	1	KNOB, extension lever	
2	058106	1	LEVER, extension (For models HD9B and HD9F)	
	079264	1	LEVER, extension (For model HD9G)	
3	035068	1	CAPSCREW, 1/2"NF x 2-1/4"	
	904208	1	LOCKWASHER, 1/2"	
	911043	1	NUT, 1/2"NF	
4	081343	1	GUARD, protecting, shift lever boot	
5	078742	1	BOOT, shift lever	
	916995	1	CLAMP, hose, 3-1/8" diam.	
6	069340	1	LEVER, shift (Original equipment)	
	083615	1	LEVER, shift (Used only in optional replacement TRANSMISSION ASSEMBLY 088244 as listed on page 88)	
7	049964	1	SHAFT, shift lever pivot	
8	049963	1	PIN, shift lever	
9	061380	2	SCREW, set, shift lever pivot shaft	
	904209	2	LOCKWASHER, 5/8"	
10	069338	1	HOUSING, shift lever (Original equipment. Also see item 40)	
11	035061	3	CAPSCREW, 1/2"NC x 1-1/4"	
12	028979	1	CAPSCREW, 1/2"NC x 2-1/2"	
	904208	4	LOCKWASHER, 1/2"	
13	059273	1	GASKET, housing to case	
14	035159	3	CAPSCREW, interlock spring (5/8"NF x 1")(6 used in optional replacement transmission assembly)	
15	049918	3	WASHER, interlock spring capscrew (copper)(6 used in optional replacement transmission assembly)	
16	037195	3	SPRING, shifting shaft interlock	
17	905362	8	BALL, steel, 1/2" diam. (13 used in optional replacement transmission assembly)	
18	055349	1	PIN, shifting shaft interlock (2 used in optional replacement transmission assembly)	
19	078888	1	SHAFT, shifting fork, upper (Original equipment on all tractors except #2939 thru #3895. Also see item 49)	
	080121	1	SHAFT, shifting fork, upper (Original equipment on tractors #2939 thru #3895)	
	911233	1	KEY, #11 woodruff, 3/16" x 7/8" (Effective with tractor #1642)	
20	069399	1	SHAFT, shifting fork, center (Original equipment on all tractors except #2939 thru #3895. Also see item 50)	
	080123	1	SHAFT, shifting fork, center (Original equipment on tractors #2939 thru #3895)	
21	078887	1	SHAFT, shifting fork, lower (Original equipment on all tractors except #2939 thru #3895. Also see item 51)	
	080125	1	SHAFT, shifting fork, lower (Original equipment on tractors #2939 thru #3895)	
	911233	1	KEY #11 woodruff, 3/16" x 7/8" (Effective with tractor #1642)	
22	080865	1	FORK, front (When making first replacement prior to tractor #3749 also order 2 CAPSCREWS 035018)	
	912870	1	SETSCREW, socket-hd., knurled-pt., 3/8"NC x 5/16" (Used on tractors #381 thru #1641)	

(Continued)

SPEED SELECTION GEAR SHIFT (Continued)

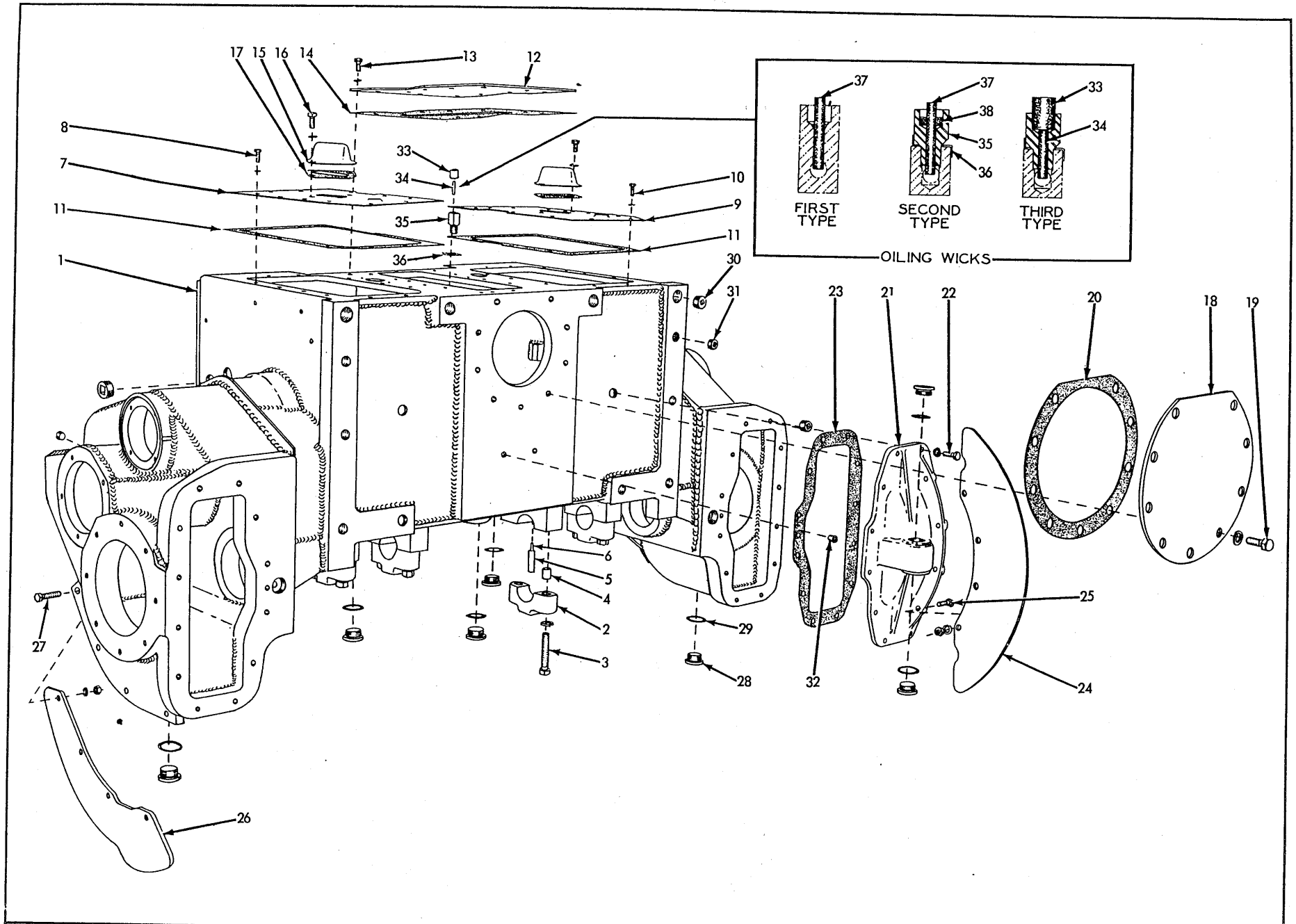
ITEM	PART NUMBER	QTY.	DESCRIPTION	KIT NUMBER
23	080866	2	FORK, center and rear (When making first replacement prior to tractor #3749 also order 2 CAPSCREW 035018)	
	912870	2	SETSCREW, socket-hd., knurled-pt., 3/8"NC x 5/16" (Used on tractors #381 thru #1641)	
24	035018	6	CAPSCREW, shifting fork (1/2"NF x 1-1/2") (Used on all tractors except #1642 thru #3748. 3 less used prior to #1642)	
	035073	3	CAPSCREW, shifting fork (1/2"NF x 1-3/4") (Used on tractors #1642 thru #1944)	
	023465	3	CAPSCREW, shifting fork (5/8"NF x 1-3/4") (Used on tractors #1945 thru #3748)	
25	029752	3	LOCK, shifting fork capscrew (Used prior to tractor #1642)	
26	078891	3	WASHER, shifting fork capscrew (Used on tractors #1642 thru #1944)	
27	049977	1	SLEEVE, shifting lock plunger (1-3/8" long) (Used prior to tractor #1038)	
	076846	1	SLEEVE, shifting lock plunger (1-5/8" long) (Effective with tractor #1038)	
28	050267	1	WASHER, plunger sleeve (copper)	
29	049966	1	BOOT, locking plunger (1-1/2" long) (Used prior to tractor #1038)	
	065573	2	CLAMP (wire type)	
	901173	2	SCREW, machine, #10-24NC x 5/8"	
	901310	2	NUT, #10-24NC	
	080166	1	BOOT, locking plunger (2" long) (Effective with tractor #1038. When making first replacement on tractors prior to #2831 also order 2 CLAMP 916897)	
	916897	2	CLAMP, hose, 1" diam.	
			NOTE: Items 30 and 31 comprise the EARLY TYPE LOCKING MECHANISM as used on tractors prior to #1668.	
30	069419	1	PLUNGER, shifting lock (8-3/8" long) (Used prior to tractor #1038)	
	076843	1	PLUNGER, shifting lock (9-1/4" long) (Used on tractors #1038 thru #1667)	
31	067564	1	ROD, shifting lock plunger (21-3/8" long) (Used prior to tractor #1038)	
	076897	1	ROD, shifting lock plunger (20-7/8" long) (Used on tractors #1038 thru #1667)	
	911115	1	WASHER, plain, SAE std., 3/8"	
	900942	1	PIN, cotter, 3/32" x 5/8"	
	911041	2	NUT, 3/8"NF	
			NOTE: Items 32 thru 34 comprise the LATE TYPE LOCKING MECHANISM effective with tractor #1668.	
32	079532	1	PLUNGER, shifting lock (9-1/16" long) (Original equipment)	
	083598	1	PLUNGER, shifting lock (7-3/4" long) (Used only in optional replacement TRANSMISSION ASSEMBLY 088244 as listed on page 88)	
	916146	1	PIN, roll, 3/32" x 1/2"	
33	078402	1	WASHER, shifting lock plunger	
34	078399	1	ROD, shifting lock plunger	
	911115	2	WASHER, plain, SAE std., 3/8"	
	900942	1	PIN, cotter, 3/32" x 5/8"	
	911041	2	NUT, 3/8"NF	

(Continued)

## SPEED SELECTION GEAR SHIFT (Continued)

ITEM	PART NUMBER	QTY.	DESCRIPTION	KIT NUMBER
35	035910	2	SPRING, plunger rod (One less used prior to #1668)	
36	050265	1	SWIVEL, shifting lock plunger rod	
	910244	1	WASHER, plain, SAE std., 1/2"	
	910967	1	PIN, cotter, 1/8" x 7/8"	
37	050566	1	LEVER, shift lock	
38	035068	1	CAPSCREW, 1/2"NF x 2-1/4"	
	904208	1	LOCKWASHER, 1/2"	
	911043	1	NUT, 1/2"NF	
39	-----	1	SHAFT (See ENGINE CLUTCH CONTROL)	
NOTE: Items 40 thru 51 are not original equipment being used only in optional replacement TRANSMISSION ASSEMBLY 088244 as listed on page 88.				
40	089829	1	HOUSING, shift lever	
41	053617	1	CAPSCREW, 3/8"NF x 4-3/4"	
	904206	1	LOCKWASHER, 3/8"	
42	061631	1	CAPSCREW, 1/2"NC x 3-1/2"	
43	035712	2	CAPSCREW, 1/2"NC x 2-1/4"	
	904208	3	LOCKWASHER, 1/2"	
44	085877	1	GASKET, shift lever housing	
45	051447	1	BREATHER ASSEMBLY (Serviced only as a unit)	
46	083573	1	PLATE, gear shift lock	
	901653	1	PLUG, pipe, 3/8"NPT	
47	035236	1	CAPSCREW, 1/2"NC x 1-3/4"	
	904208	1	LOCKWASHER, 1/2"	
48	085878	1	GASKET, gear shift lock plate	
49	088932	1	SHAFT, shifting fork, upper	
	911233	1	KEY, #11 woodruff, 3/16" x 7/8"	
50	088930	1	SHAFT, shifting fork, center	
51	088928	1	SHAFT, shifting fork, lower	
	911233	1	KEY, #11 woodruff, 3/16" x 7/8"	

NOTE: See PAINTING AND MARKING for instruction plate which is attached to front of cowl. See FLOOR for gear shift lever guide.



STEERING CLUTCH AND FINAL DRIVE HOUSING

STEERING CLUTCH AND FINAL DRIVE HOUSING

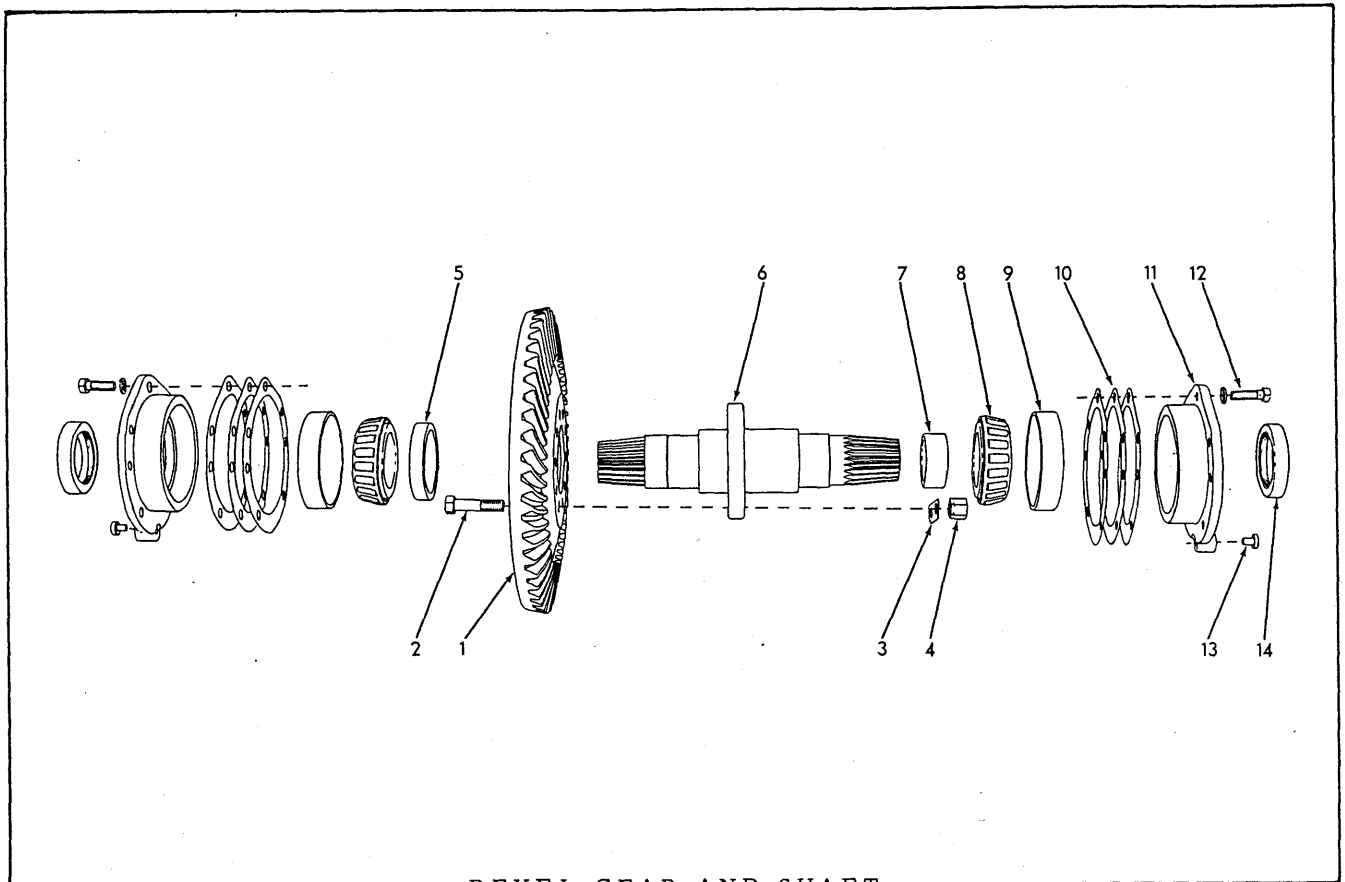
ITEM	PART NUMBER	QTY.	DESCRIPTION	KIT NUMBER
1	089867	1	HOUSING ASSEMBLY (Includes items 2 thru 6)(When making first replacement also order 2 each 084278 SETSCREW, 084320 CAGE, 084933 CAGE and 089320 PIN. When required for tractors prior to #414, including tractors #421, 422, 424 and 429, also add items 33 thru 36)	
	901652	2	PLUG, pipe, 1/4"NPT (Used prior to tractor #1850)	
	904223	4	PLUG, pipe, ctsk-hd., 1/2"NPT (2 used prior to tractor #312)	
	904224	2	PLUG, pipe, ctsk-hd., 3/4"NPT	
	901667	4	PLUG, pipe, ctsk-hd., 1-1/4"NPT	
2	060552	4	CAP, truck frame pivot shaft	
3	070285	8	CAPSCREW, 3/4"NF x 3" (Used on tractors prior to approx. #480)	
	052527	8	CAPSCREW, 3/4"NF x 3-1/2" (Effective with tractor approx. #480)	
	904369	8	LOCKWASHER, 3/4"	
4	075053	8	DOWEL, hollow, pivot shaft cap (Effective with tractor approx. #480)	
5	076726	2	WICK ASSEMBLY, pivot shaft lubricating (Consists of 1 pin and 1 WICK 050357. Also serves as dowel pin for pivot shaft)	
6	050357	2	WICK, pivot shaft lubricating (felt)	
7	081393	1	COVER, left steering clutch compartment	
8	036032	11	CAPSCREW, 3/8"NF x 3/4"	
	904206	11	LOCKWASHER, 3/8"	
9	081394	1	COVER, right steering clutch compartment	
10	036032	11	CAPSCREW, 3/8"NF x 3/4"	
	904206	11	LOCKWASHER, 3/8"	
11	057374	2	GASKET, steering clutch compartment covers	
12	067620	1	COVER, bevel gear compartment	
13	035018	14	CAPSCREW, 1/2"NF x 1-1/2" (Used prior to tractor #4912)	
	070467	14	CAPSCREW, 1/2"NF x 1" (Effective with tractor #4912)	
	904208	14	LOCKWASHER, 1/2"	
14	067621	1	GASKET, bevel gear compartment cover	
15	052922	2	COVER, brake band adjustment	
16	070467	4	CAPSCREW, 1/2"NF x 1"	
	904208	4	LOCKWASHER, 1/2"	
17	066596	2	GASKET, brake band adjustment cover	
18	052977	1	COVER, bevel gear compartment, rear (Power take-off opening)	
19	035392	9	CAPSCREW, 5/8"NC x 1-1/4"	
	904209	9	LOCKWASHER, 5/8"	
20	052976	1	GASKET, bevel gear compartment rear cover	
21	064374	2	COVER, final drive compartment	
22	035018	26	CAPSCREW, 1/2"NF x 1-1/2"	
	904208	26	LOCKWASHER, 1/2"	
23	064377	2	GASKET, final drive compartment cover	
24	069648	2	GUARD, track sprocket, upper (Standard type)	
	083085	2	GUARD, track sprocket, upper (Special heavy-duty reinforced type)	
25	035073	8	CAPSCREW, 1/2"NF x 1-3/4"	
	904208	8	LOCKWASHER, 1/2"	
	911043	8	NUT, 1/2"NF	
26	064376	2	GUARD, track sprocket, lower (Standard type)	
	083083	1	GUARD, track sprocket, lower left	Special heavy-duty reinforced type
	083084	1	GUARD, track sprocket, lower right	
27	035073	8	CAPSCREW, 1/2"NF x 1-3/4"	
	904208	8	LOCKWASHER, 1/2"	
	911043	8	NUT, 1/2"NF	

(Continued)



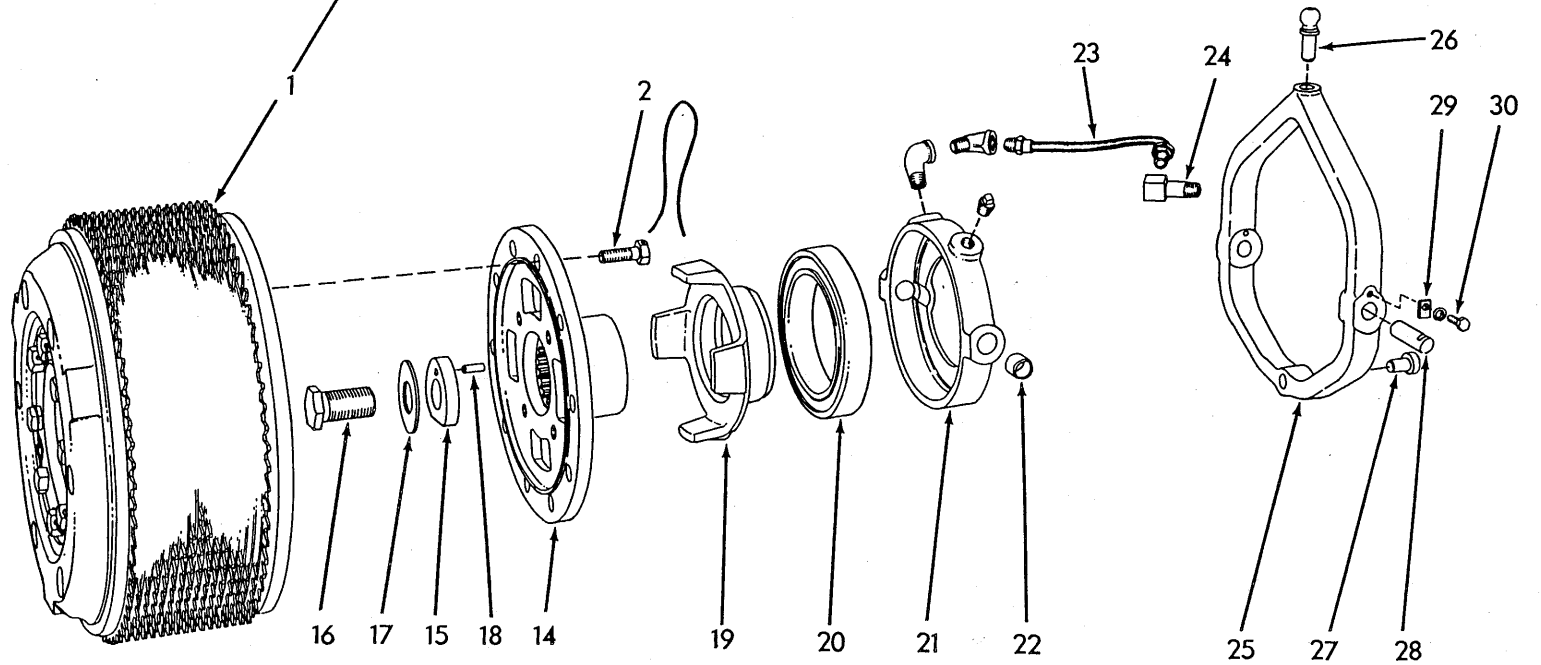
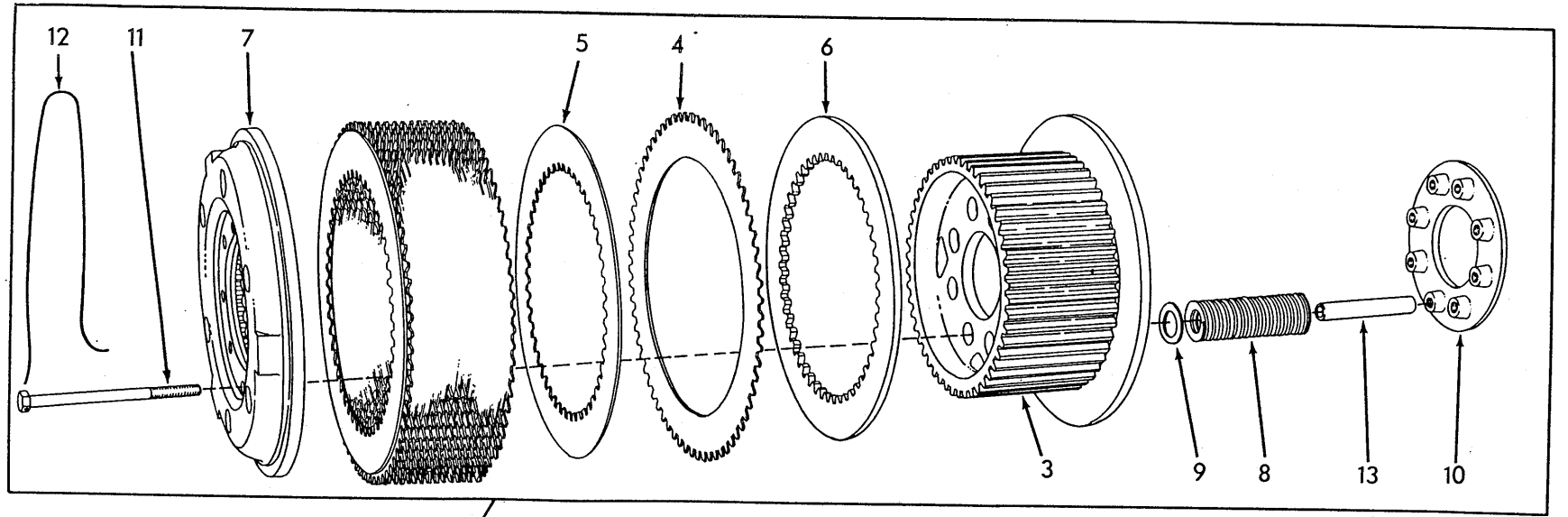
STEERING CLUTCH AND FINAL DRIVE HOUSING (Continued)

ITEM	PART NUMBER	QTY.	DESCRIPTION	KIT NUMBER
28	035250	9	PLUG, bevel gear and final drive compartment	
29	035249	9	GASKET, plug	
30	052979	4	PLUG, thread protecting (1-1/4"NF)	
31	053421	2	PLUG, thread protecting (1"NF)	
32	051496	2	PLUG, thread protecting (5/8"NC)	
33	082726	2	WICK, oiling, steering clutch throwout bearing, upper (felt, 3/4" diam. x 1" long)(Effective with tractor #4729)	
34	082727	2	WICK, oiling, steering clutch throwout bearing, lower (felt, 5/16" diam. x 1-1/2" long)(Effective with tractor #4729)	
35	075434	2	HOLDER, oiling wick (Effective with tractor #414, excluding #421, 422, 424 and 429)	
36	075432	2	LOCK, oiling wick holder (Effective with tractor #414, excluding #421, 422, 424 and 429)	
37	065781	2	WICK, oiling, steering clutch throwout bearing (felt, 5/16" diam. x 2-1/4" long)(Used prior to tractor #4729)	
38	-----	2	WASHER, oiling wick (felt)(Used on tractors #414 thru #4728, excluding #421, 422, 424 and 429. Not serviced. Order items 33 and 34)	



BEVEL GEAR AND SHAFT

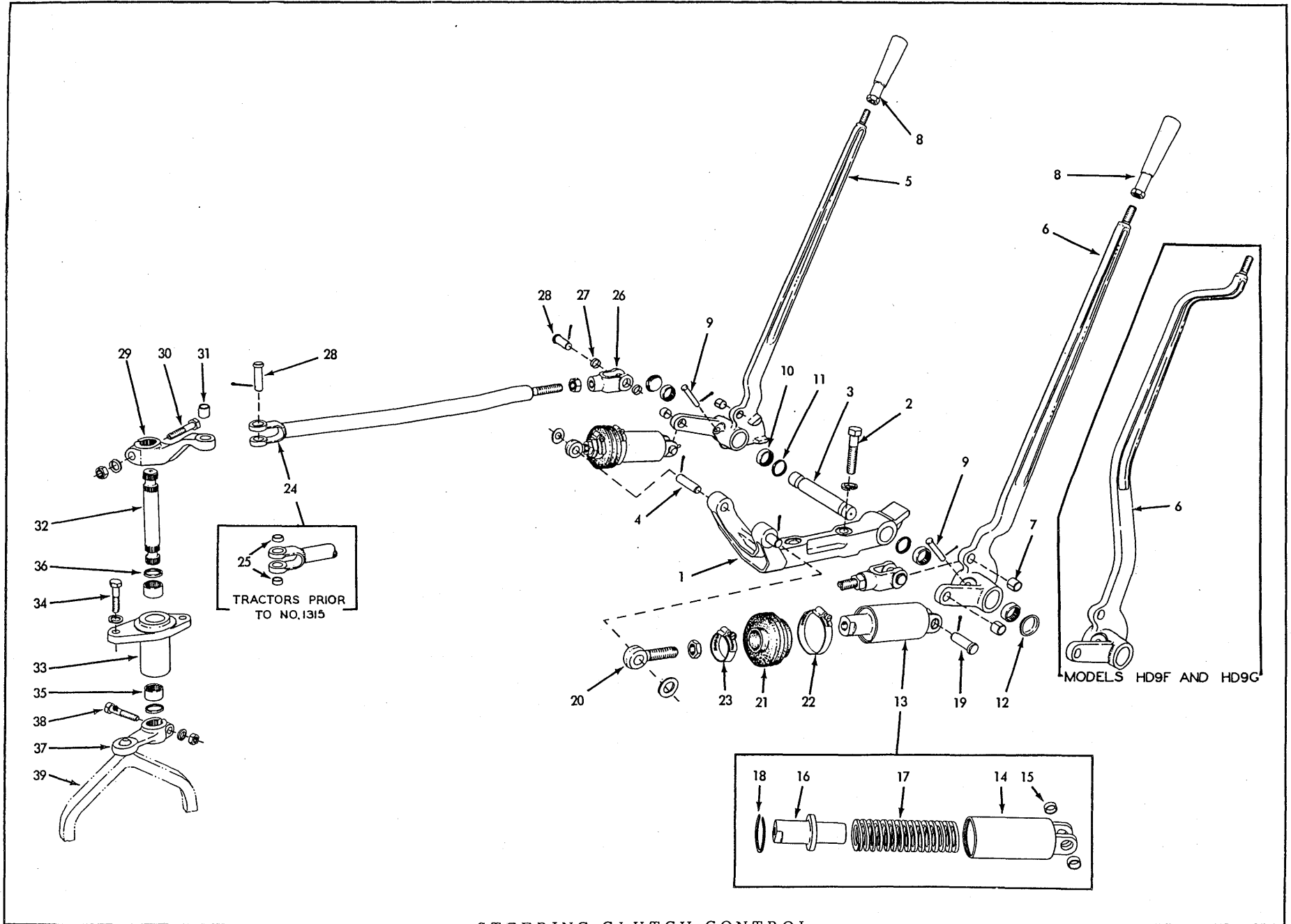
ITEM	PART NUMBER	QTY.	DESCRIPTION	KIT NUMBER
1	056780	1	GEAR, spiral bevel (50 teeth)	
2	052270	10	BOLT (5/8"NF x 2-1/2")	
3	067618	5	LOCK, nut	
4	072366	10	NUT, high, 5/8"NF	
5	067577	1	RING, bolt locking	
6	056778	1	SHAFT ASSEMBLY (Includes item 7)	
7	069409	2	SLEEVE, shaft oil seal	
8	069656	2	CONE ASSEMBLY, bearing	
9	604406	2	CUP, bearing	
10	056797	12	SHIM, bearing adjusting (.005" thick. Use as req'd)	
	056798	12	SHIM, bearing adjusting (.007" thick. Use as req'd)	
	056799	10	SHIM, bearing adjusting (.010" thick. Use as req'd)	
11	082278	2	CAGE ASSEMBLY, bearing (Includes item 13)(When required prior to tractor #4850 also order SLEEVE 082262)	
12	035018	10	CAPSCREW, 1/2"NF x 1-1/2"	
	904208	10	LOCKWASHER, 1/2"	
13	051291	2	PIN, wear, bearing cage	
14	047275	2	SEAL, oil	



— STEERING CLUTCHES —

STEERING CLUTCHES

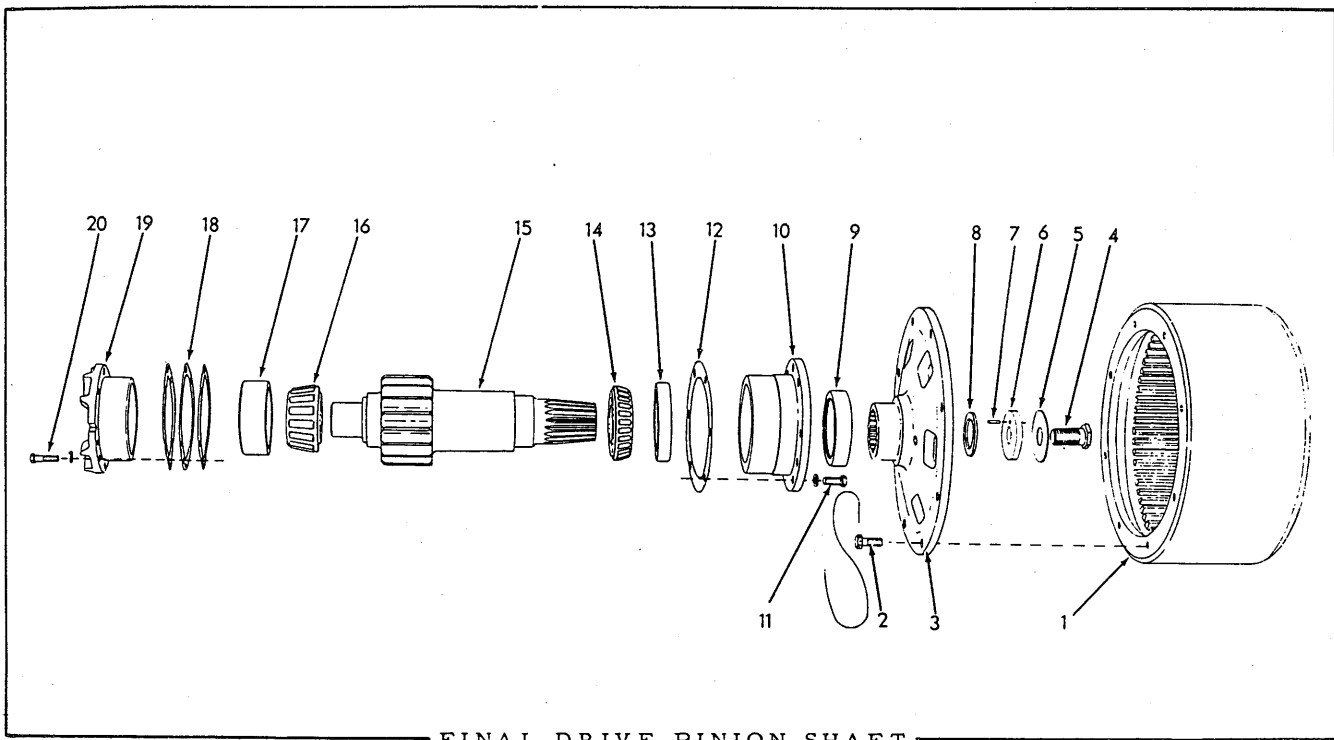
ITEM	PART NUMBER	QTY.	DESCRIPTION	KIT NUMBER
1	056790	2	CLUTCH ASSEMBLY, steering (Consists of items 3 thru 13)	
2	{ 083791	20	CAPSCREW (drilled-hd., 1/2"NC x 1-3/16")	
	{ 023633	10	WIRE, locking (1/16" x 12")	
3	056791	2	HUB, clutch	
4	057375	34	DISC, friction (bi-metallic)	
5	041781	34	DISC, friction (steel)	
6	056792	2	PLATE, back	
7	056793	2	PLATE, pressure	
8	087958	16	SPRING, pressure	
9	034300	16	WASHER, spring insulating	
10	050214	2	PLATE, throwout	
11	056817	16	CAPSCREW, throwout plate (1/2"NC x 6")	
12	023756	2	WIRE, locking (1/16" x 26")	
13	056794	16	SPACER, throwout plate	
14	069220	2	HUB, driving	
15	064520	2	WASHER ASSEMBLY, hub retaining (Includes item 18)	
16	050226	2	CAPSCREW (thin-hd., 1"NF x 1-3/4")	
17	050225	2	WASHER	
18	035793	2	PIN, hub retaining washer	
19	082262	2	SLEEVE, throwout (When required prior to tractor #4850 also order CAGE ASSEMBLY 082278)	
20	050440	2	BEARING, ball, throwout sleeve	
21	050249	2	CAGE ASSEMBLY, throwout bearing (Includes item 22)	
	901652	2	PLUG, pipe, 1/4"NPT	
22	050227	4	BUSHING, pivot, throwout bearing (Steel)	
23	082785	2	HOSE, lubricating, throwout bearing (9" long)	
	901722	2	ELBOW, pipe, street, 90°, 1/4"NPT	
	907058	2	ELBOW, pipe, street, 45°, 1/4"NPT	
24	042538	2	ELBOW, throwout bearing hose (90°, 1/4"NPT male and female, long type)	
25	050248	2	YOKE ASSEMBLY, clutch throwout (Includes items 26 and 27)	
26	035878	2	BALL, throwout yoke	
27	050220	2	PIN, wear, throwout yoke	
28	050222	4	PIN, trunnion	
29	050221	4	BLOCK, trunnion pin locking	
30	047478	4	CAPSCREW, 1/4"NC x 5/8"	
	904204	4	LOCKWASHER, 1/4"	



STEERING CLUTCH CONTROL

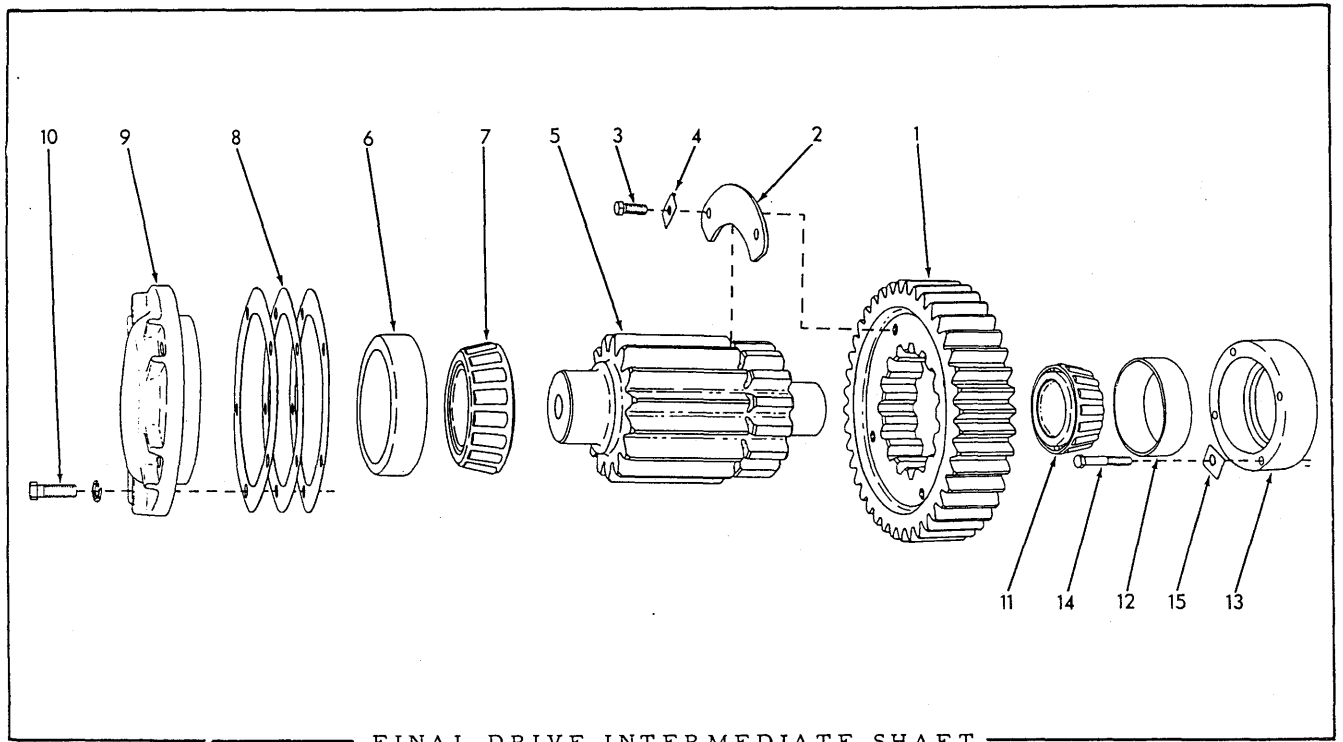
STEERING CLUTCH CONTROL

ITEM	PART NUMBER	QTY.	DESCRIPTION	KIT NUMBER
1	069470	1	BRACKET ASSEMBLY, operating lever (Includes items 3 and 4)	
2	037573	2	CAPSCREW, 5/8"NC x 2-3/4"	
	904209	2	LOCKWASHER, 5/8"	
3	049994	1	SHAFT, pivot, operating levers	
4	069521	2	PIN, booster pivot	
	900806	2	PIN, cotter, 1/8" x 1"	
	911100	2	WASHER, plain, SAE std., 5/8"	
5	069489	1	LEVER ASSEMBLY, operating, left (Includes item 7)	
6	069490	1	LEVER ASSEMBLY, operating, right (Includes item 7)(Model HD9B, Model HD9F prior to tractor #3505 and Model HD9G prior to tractor #1588)	
	076918	1	LEVER ASSEMBLY, operating, right (Includes item 7)(Model HD9F effective with tractor #3505 and Model HD9G effective with tractor #1588)	
7	052669	4	BUSHING, operating lever	
8	078620	2	GRIP, operating lever	
9	031854	2	PIN, retaining, operating lever	
	900942	2	PIN, cotter, 3/32" x 5/8"	
10	058322	4	BEARING, needle, operating lever	
11	053926	2	SEAL, dust, operating lever	
12	064942	2	COVER, operating lever	
13	068166	2	BOOSTER ASSEMBLY, operating lever (Consists of items 14 thru 18)	
14	068169	2	TUBE ASSEMBLY, booster (Includes item 15)	
15	052619	4	BUSHING, booster tube yoke	
16	068172	2	SLEEVE, booster	
17	042259	2	SPRING, booster	
18	068173	2	RING, snap, booster	
19	052671	2	PIN, booster pivot	
	900806	2	PIN, cotter, 1/8" x 1"	
20	068163	2	BOLT, eye, booster pivot	
	911049	2	NUT, jam, 5/8"NF	
21	068165	2	BOOT, booster	
22	051819	2	CLAMP, hose, adjustable, 1-7/8" diam. to 2-3/4" diam.	
23	074798	2	CLAMP, hose, adjustable, 1-1/16" diam. to 2" diam.	
24	075988	2	ROD, control	
	911044	2	NUT, 5/8"NF	
25	052619	4	BUSHING, yoke (Used prior to tractor #1315)	
26	052620	2	YOKE ASSEMBLY, control rod (Includes item 27)	
27	052619	4	BUSHING, yoke	
28	052671	4	PIN, control rod yoke	
	900806	4	PIN, cotter, 1/8" x 1"	
29	067623	2	LEVER ASSEMBLY, control rod (Includes item 31)	
30	035892	2	CAPSCREW, 1/2"NF x 2-1/2"	
	904208	2	LOCKWASHER, 1/2"	
	911043	2	NUT, 1/2"NF	
31	052669	2	BUSHING, control rod lever	
32	067622	2	SHAFT, lever	
33	067619	2	CAGE, lever shaft bearing	
34	035018	4	CAPSCREW, 1/2"NF x 1-1/2"	
	904208	4	LOCKWASHER, 1/2"	
35	051513	4	BEARING, needle, lever shaft	
36	053926	4	SEAL, dust, lever shaft bearing	
37	057842	2	LEVER, lower	
38	035892	2	CAPSCREW, 1/2"NF x 2-1/2"	
	904208	2	LOCKWASHER, 1/2"	
	911043	2	NUT, 1/2"NF	
39	-----	-	YOKE ASSEMBLY (See STEERING CLUTCH)	



FINAL DRIVE PINION SHAFT

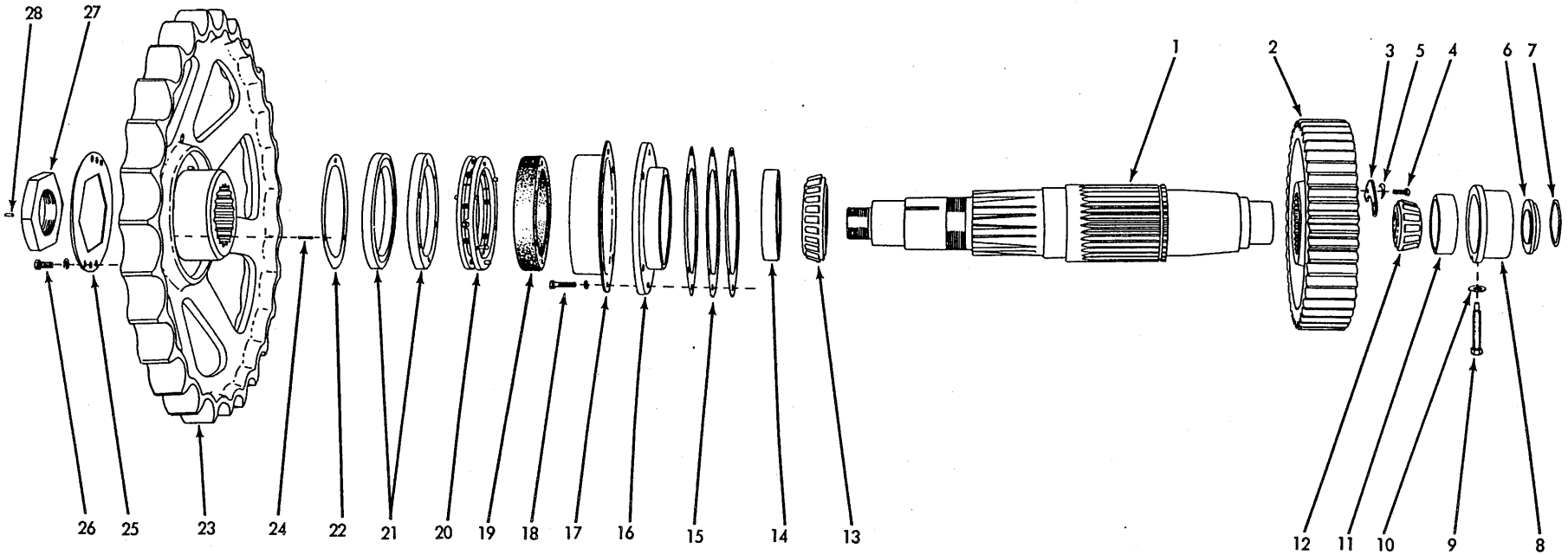
ITEM	PART NUMBER	QTY.	DESCRIPTION	KIT NUMBER
1	056801	2	DRUM, brake	
2	083791	16	CAPSCREW (drilled-hd., 1/2" NC x 1-3/16")	
	023756	4	WIRE, locking (1/16" x 26")	
3	056522	2	HUB, brake drum	
4	050226	2	CAPSCREW, hub retaining (1" NF x 1-3/4")	
5	057301	2	LOCK, hub retaining capscrew	
6	064521	2	WASHER ASSEMBLY, hub retaining (Includes item 7)	
7	035793	2	PIN, hub retaining washer	
8	056513	2	WASHER, sealing, brake drum hub	
9	047436	2	SEAL, oil	
10	056788	2	CAGE, inner bearing	
11	070469	12	CAPSCREW, 1/2" NF x 1-1/4"	
	904208	12	LOCKWASHER, 1/2"	
12	056512	2	GASKET, inner bearing cage	
13	057005	2	CUP, inner bearing	
14	057006	2	CONE ASSEMBLY, inner bearing	
15	056789	2	PINION (18 teeth)	
16	057004	2	CONE ASSEMBLY, outer bearing	
17	057003	2	CUP, outer bearing	
18	084905	4	SHIM, bearing adjustment (.005" thick. Use as req'd)	
	084904	4	SHIM, bearing adjustment (.007" thick. Use as req'd)	
	084903	14	SHIM, bearing adjustment (.010" thick. Use as req'd)	
19	084319	2	CAGE, outer bearing	
20	012992	8	CAPSCREW, 3/8" NF x 1-1/4"	
	904206	8	LOCKWASHER, 3/8"	



FINAL DRIVE INTERMEDIATE SHAFT

ITEM	PART NUMBER	QTY.	DESCRIPTION	KIT NUMBER
1	056525	2	GEAR (40 teeth)	
2	056508	4	LOCK, gear retaining	
3	035439	8	CAPSCREW, 3/8" NC x 1"	
4	052444	8	LOCK, cap screw	
5	076032	2	PINION (15 teeth)	
6	069328	2	CUP, outer bearing	
7	069441	2	CONE ASSEMBLY, outer bearing	
8	056516	4	SHIM, bearing adjustment (.005" thick. Use as req'd)	
	056515	4	SHIM, bearing adjustment (.007" thick. Use as req'd)	
	056514	14	SHIM, bearing adjustment (.010" thick. Use as req'd)	
9	084901	2	CAGE, outer bearing	
10	035018	10	CAPSCREW, 1/2" NF x 1-1/2"	
	904208	10	LOCKWASHER, 1/2"	
11	051438	2	CONE ASSEMBLY, inner bearing	
12	051347	2	CUP, inner bearing	
13	067597	2	CAGE, inner bearing (Original equipment)	
	084320	2	CAGE, inner bearing (Required when later type steering clutch and final drive housing is furnished for service replacement. Also see item 16)	
14	056721	8	CAPSCREW, inner bearing cage (3/8" NC x 2-1/2") (Used only with CAGE 067597)	
15	049936	8	LOCK, inner bearing cap screw (Used only with CAGE 067597)	
16	084335	2	KEY, locking, inner bearing cage (3/8" x 2-5/16". Not illustrated) (Used only with CAGE 084320 for early field replacements)	
	089320	2	PIN, locking, inner bearing cage (3/8" diam. x 1-3/4" long. Not illustrated) (Used only with CAGE 084320 for later field replacements)	

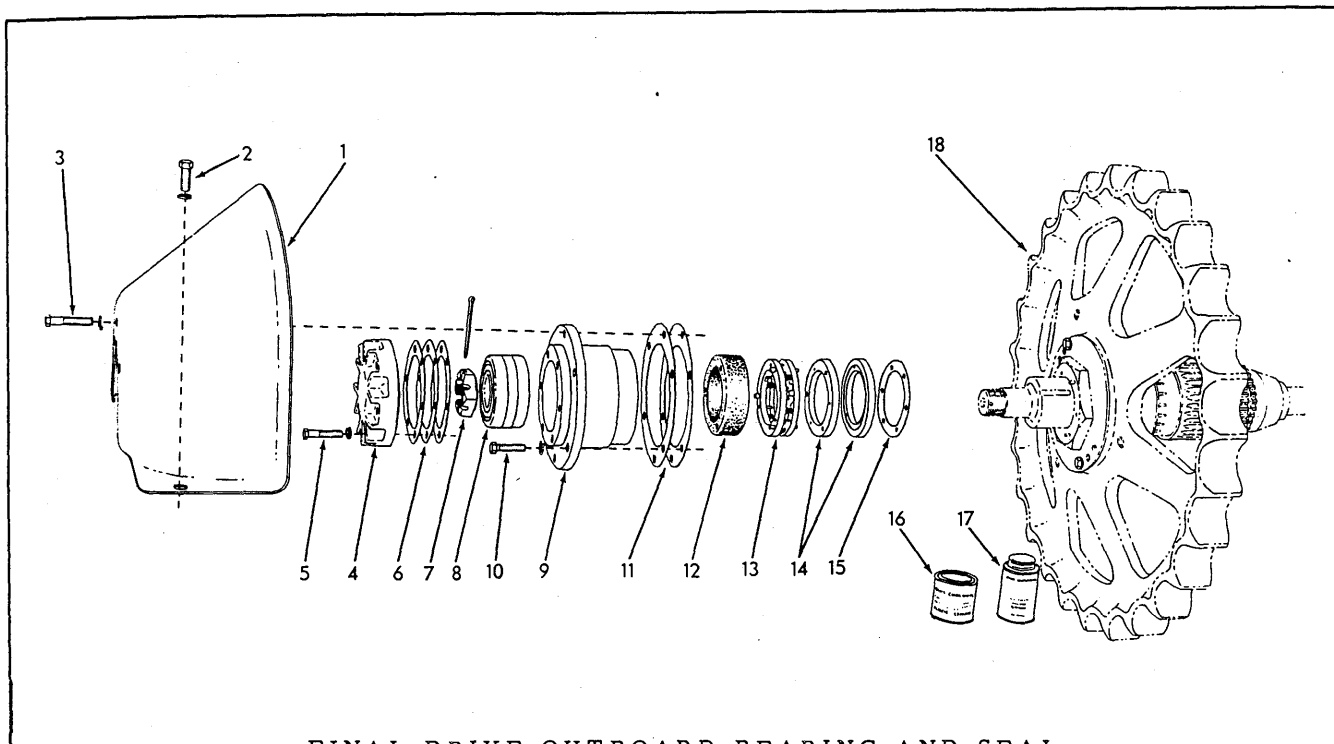




FINAL DRIVE SPROCKET SHAFT AND GEAR

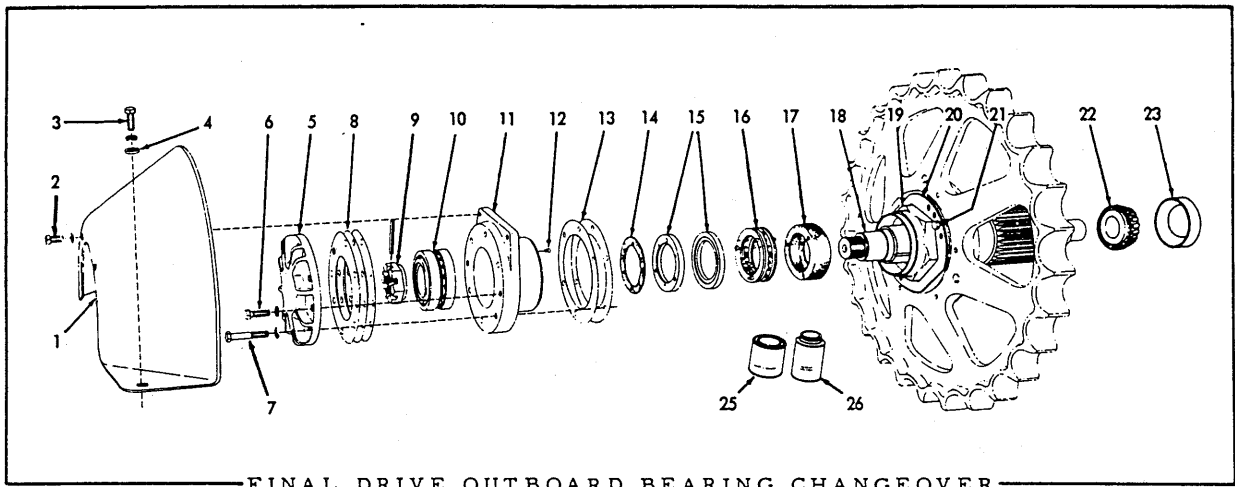
FINAL DRIVE SPROCKET, SHAFT AND GEAR

ITEM	PART NUMBER	QTY.	DESCRIPTION	KIT NUMBER
1	069030	2	SHAFT, track sprocket	
2	056972	2	GEAR (46 teeth)	
3	058826	4	LOCK, gear retaining	
4	035439	8	CAPSCREW, 3/8"NC x 1"	
5	052444	8	LOCK, capscrew	
6	057273	2	COVER, inner bearing	
7	076858	2	RING, packing, inner bearing cover	
8	067598	2	CAGE, inner bearing (Original Equipment)	
	084933	2	CAGE, inner bearing (Required when later type steering clutch and final drive housing is furnished for service replacement)	
9	067599	2	SETSCREW, inner bearing cage (dog-pt., 5/8"NF x 3-5/8")(Used only with CAGE 067598)	
	084278	2	SETSCREW, inner bearing cage (dog-pt., 5/8"NF x 3-3/8")(Used only with CAGE 084933)	
10	049918	2	WASHER, plain (copper)	
11	051990	2	CUP, inner bearing	
12	051991	2	CONE ASSEMBLY, inner bearing	
13	069615	2	CONE ASSEMBLY, intermediate bearing	
14	069614	2	CUP, intermediate bearing	
15	056971	8	SHIM, bearing adjustment (.005" thick. Use as req'd)	
	056970	4	SHIM, bearing adjustment (.007" thick. Use as req'd)	
	056969	24	SHIM, bearing adjustment (.010" thick. Use as req'd)	
16	056968	2	CAGE, intermediate bearing	
17	056966	2	GUARD, seal	
18	035073	16	CAPSCREW, 1/2"NF x 1-3/4"	
	904208	16	LOCKWASHER, 1/2"	
19	058806	2	BOOT, inner seal . . . . .	091973
20	058796	2	FOLLOWER ASSEMBLY, inner seal (Serviced only as a unit) . . . . .	091973
21	081788	4	RING, inner seal . . . . .	091973
22	058807	2	GASKET, inner seal ring . . . . .	091973
23	084404	2	SPROCKET, track (Standard. Has flat tooth-base)	
	064419	2	SPROCKET ASSEMBLY, track (Includes item 24)(Special. Has skeleton tooth-base)	
	097961	2	SPROCKET RIM (Standard type. Requires welding to install)	
24	042930	6	PIN, driving, inner seal ring	
25	058837	2	LOCK, sprocket retaining nut	
26	035220	4	CAPSCREW, 1/2"NC x 1-1/8"	
	904208	4	LOCKWASHER, 1/2"	
27	069105	2	NUT ASSEMBLY, sprocket retaining (Includes item 28)	
28	042930	6	PIN, driving, outer seal ring	



FINAL DRIVE OUTBOARD BEARING AND SEAL

ITEM	PART NUMBER	QTY.	DESCRIPTION	KIT NUMBER
1	079504	2	GUARD, track sprocket	
2	070469	4	CAPSCREW, 1/2"NF x 1-1/4"	
	064531	4	WASHER, plain	
3	035073	6	CAPSCREW, 1/2"NF x 1-3/4"	
	904208	6	LOCKWASHER, 1/2"	
4	069127	2	COVER, outboard bearing	
5	035067	12	CAPSCREW, 1/2"NF x 2"	
	904208	12	LOCKWASHER, 1/2"	
6	056947	14	SHIM, bearing adjustment (.010" thick. Use as req'd)	
	056948	4	SHIM, bearing adjustment (.007" thick. Use as req'd)	
	056949	4	SHIM, bearing adjustment (.005" thick. Use as req'd)	
7	056951	2	NUT, retaining, outboard bearing	
	910534	2	PIN, cotter, 1/4" x 2-3/4"	
8	069321	2	BEARING, roller, outboard (Each consists of 1 ROLLER ASSEMBLY and 2 CUPS. Serviced only as a unit)	
9	069126	2	CAGE, outboard bearing	
10	035073	6	CAPSCREW, 1/2"NF x 1-3/4"	
	904208	6	LOCKWASHER, 1/2"	
11	069080	6	SHIM, bearing cage spacing (.015" thick. Use as req'd)	
12	058814	2	BOOT, outer seal	
13	058808	2	FOLLOWER ASSEMBLY, outer seal (Serviced only as a unit)	
14	081787	4	RING, outer seal	
15	069106	2	GASKET, outer seal ring	
16	033288	-	CEMENT, neoprene, 1/2 pint can	} For cementing boots and gaskets
17	054890	-	SOLVENT, neoprene cement, 1/2 pint can	
18	-----	2	SPROCKET (See SPROCKET, SHAFT AND GEAR)	



FINAL DRIVE OUTBOARD BEARING CHANGEOVER

USAGE: For all Model HD9 tractors. Provides for installation of larger bearing as used on Model HD11 tractor.

ITEM	PART NUMBER	QTY.	DESCRIPTION	KIT NUMBER
-	095882	2	SHAFT KIT, final drive (Each kit includes items 1 thru 24 and contains parts for one (1) side of tractor only)	
1	084326	2	GUARD, sprocket	
2	035221	4	CAPSCREW, 1/2"NC x 1"	
3	070469	4	CAPSCREW, 1/2"NF x 1-1/4"	
4	064531	4	WASHER, plain	
	904208	8	LOCKWASHER, 1/2"	
5	084303	2	COVER, outboard bearing	
6	035018	4	CAPSCREW, 1/2"NF x 1-1/2"	
7	070403	12	CAPSCREW, 1/2"NF x 3"	
	904208	16	LOCKWASHER, 1/2"	
8	084313	4	SHIM, outer bearing cap (.005" thick. Use as req'd)	
	084312	4	SHIM, outer bearing cap (.007" thick. Use as req'd)	
	084311	14	SHIM, outer bearing cap (.010" thick. Use as req'd)	
9	058925	2	NUT, retaining, outer bearing	
	917904	2	PIN, roll, 5/16" x 3"	
10	058702	2	BEARING; roller, outboard (Each consists of 1 ROLLER ASSEMBLY and 2 CUPS. Serviced only as a unit)	
11	084271	2	CAGE, outboard bearing	
12	084432	6	PIN, outer seal ring . . . . .	091972
13	069080	12	SHIM, outboard bearing cage (.015" thick. Use as req'd)	
14	069106	2	GASKET, seal ring . . . . .	091972
15	081787	4	RING, outer seal . . . . .	091972
16	084337	2	FOLLOWER ASSEMBLY, outer seal (Serviced only as a unit) . . . . .	091972
17	058814	2	BOOT, outer seal . . . . .	091972

(Continued)

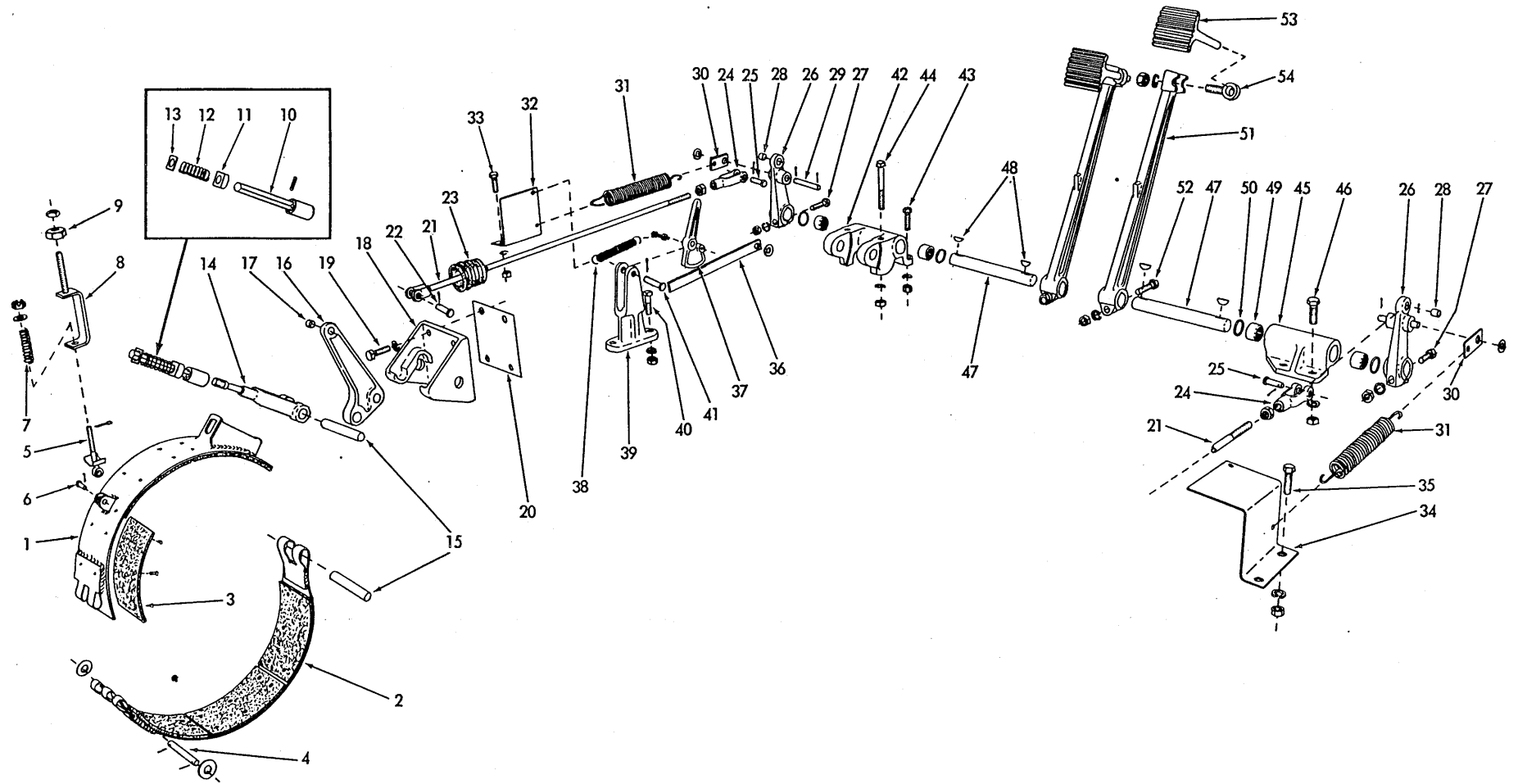
FINAL DRIVE OUTBOARD BEARING CHANGEOVER (Continued)

ITEM	PART NUMBER	QTY.	DESCRIPTION	KIT NUMBER
18	084043	2	SHAFT, sprocket	
19	084236	2	NUT, sprocket retaining	
20	084299	2	LOCK, sprocket retaining nut	
21	035221	4	CAPSCREW, 1/2"NC x 1"	
	904208	4	LOCKWASHER, 1/2"	
22	096144	1	CONE ASSEMBLY, inner bearing	
23	051990	1	CUP, inner bearing	
24	056971	8	SHIM, inner bearing adjustment (.005")	} Illustrated on page 115.
	056970	4	SHIM, inner bearing adjustment (.007")	
	056969	24	SHIM, inner bearing adjustment (.010")	
25	033288	-	CEMENT, neoprene, 1/2 pint can	} For cementing boots and gaskets.
26	054890	-	SOLVENT, neoprene cement, 1/2 pint can	
--	091972	-	SEAL KIT, final drive	
	1	058814	BOOT, outer seal	
	1	069106	GASKET, seal ring	
	2	081787	RING, outer seal	
	1	084337	FOLLOWER ASSEMBLY	
	3	084432	PIN, outer seal ring	

BRAKES

ITEM	PART NUMBER	QTY.	DESCRIPTION	KIT NUMBER
1	057381	2	BAND ASSEMBLY, brake, top section (Each includes 3 LININGS 057208, 14 RIVETS 911097 and 4 RIVETS 915639)	
2	057382	2	BAND ASSEMBLY, brake, bottom section (Each includes 3 LININGS 057208, 16 RIVETS 911097 and 2 RIVETS 915639)	
3	057208	12	LINING, brake band	076123
	911097	60	RIVET, tubular, brass, fl-hd., 3/16" x 3/8"	076123
	915639	12	RIVET, tubular, brass, fl-hd., 3/16" x 21/32"	076123
4	057207	2	PIN, hinge, brake band	
	910244	4	WASHER, plain, SAE std., 1/2"	
	900805	4	PIN, cotter, 1/8" x 3/4"	
5	060772	2	BOLT, eye, band supporting	
	900817	2	WASHER, plain, U.S. std., 3/8"	
	910863	2	NUT, slotted, 3/8"NF	
	900802	2	PIN, cotter, 3/32" x 1"	
6	917646	2	PIN, eye bolt	
	900942	2	PIN, cotter, 3/32" x 5/8"	
7	060668	2	SPRING, band supporting eye bolt	
8	060770	2	SUPPORT, band adjustment	
	913830	2	NUT, jam, 1/2"NF	
9	060774	2	NUT, band adjustment support	
10	-----	2	ADJUSTER ASSEMBLY, band (Includes BLOCK, SPRING and WASHER which are not serviced separately)(Used on tractors prior to #2883. Order 1 each ADJUSTER 079013, PIN 916227 and items 11 thru 13)	
	079013	2	ADJUSTER, brake band (Effective with tractor #2883)	
	916227	2	PIN, roll, 1/4" x 1"	
11	079230	2	BLOCK, adjuster spring (Effective with tractor #2883)	
12	079203	2	SPRING, adjuster (Effective with tractor #2883)	
13	079229	2	WASHER, adjuster spring (Effective with tractor #2883)	
14	057201	2	YOKE, band adjusting	
15	057200	4	PIN, band end	
16	057199	2	LEVER ASSEMBLY, brake band (Includes item 17)	
17	049988	2	BUSHING, band lever	
18	057197	2	BRACKET, band	
19	035018	8	CAPSCREW, 1/2"NF x 1-1/2"	
	904208	8	LOCKWASHER, 1/2"	
20	060953	2	SHIM, band bracket (Use as req'd)	
21	057195	2	ROD, control	
	911043	2	NUT, 1/2"NF	
22	049993	2	PIN, control rod	
	900805	2	PIN, cotter, 1/8" x 3/4"	
23	078908	2	BOOT, control rod	
24	068389	2	YOKE, control rod	
25	049993	2	PIN, control rod yoke	
	900805	2	PIN, cotter, 1/8" x 3/4"	
26	057189	2	LEVER ASSEMBLY, brake shaft (Includes items 28 and 29)	
27	035068	2	CAPSCREW, 1/2"NF x 2-1/4"	
	911043	2	NUT, 1/2"NF	
	904208	2	LOCKWASHER, 1/2"	

(Continued)

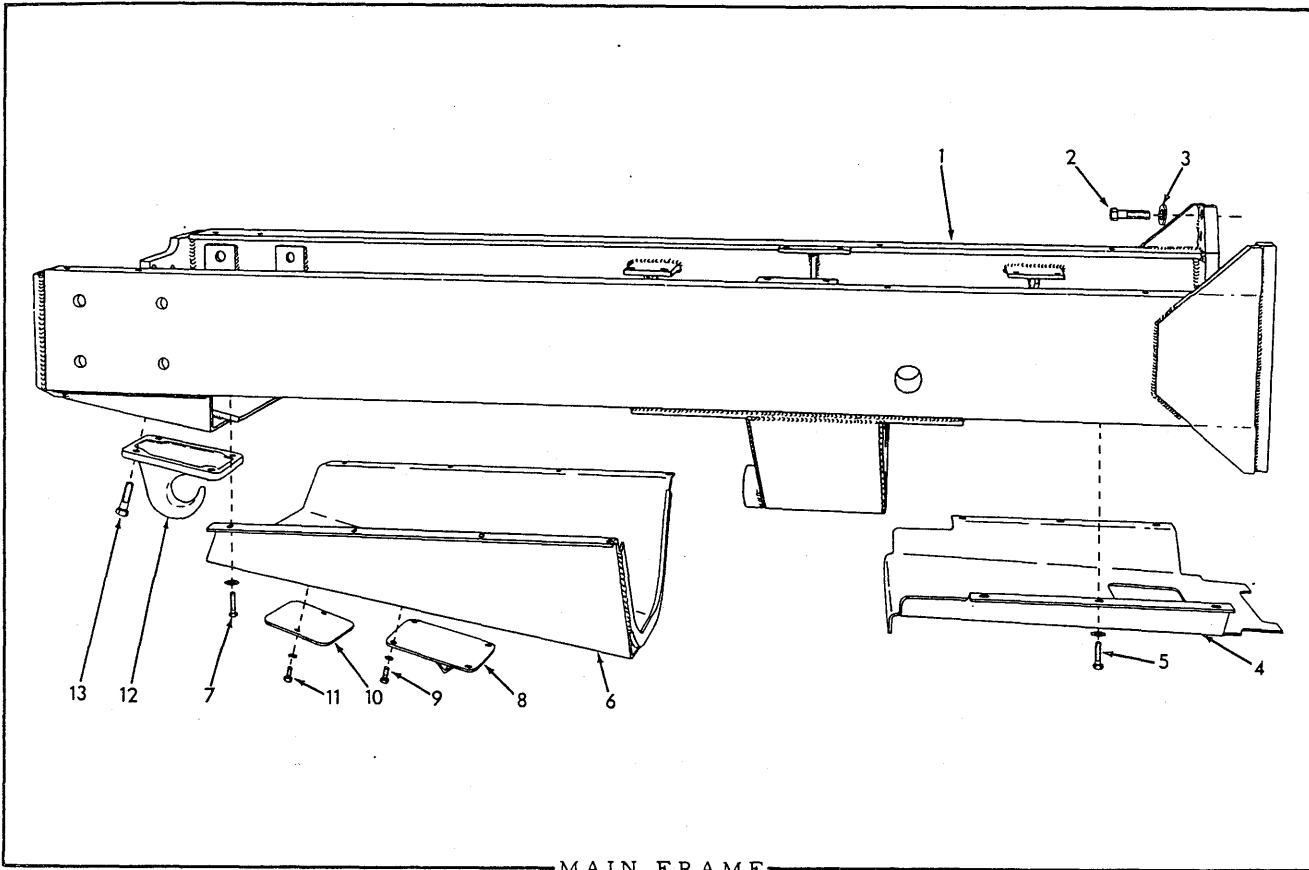


BRAKES

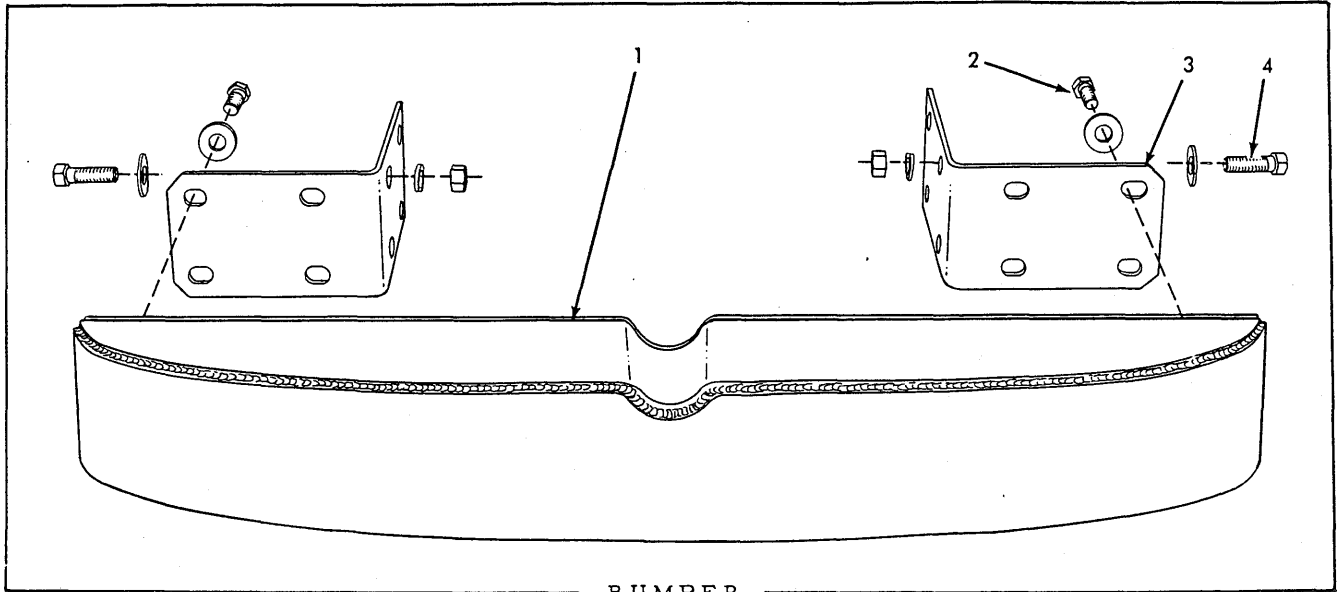
BRAKES (Continued)

ITEM	PART NUMBER	QTY.	DESCRIPTION	KIT NUMBER
28	049988	2	BUSHING, brake shaft lever	
29	057191	2	PIN, brake shaft lever	
	900805	4	PIN, cotter, 1/8" x 3/4"	
	910244	4	WASHER, plain, SAE std., 1/2"	
30	040625	2	CLIP, spring attachment	
31	035942	2	SPRING, pedal retracting	
32	073349	1	CLIP, spring attachment, left	
33	035018	2	CAPSCREW, 1/2"NF x 1-1/2"	
	904208	2	LOCKWASHER, 1/2"	
	911043	2	NUT, 1/2"NF	
34	076011	1	CLIP, spring attachment, right	
35	035018	2	CAPSCREW, 1/2"NF x 1-1/2"	
	904208	2	LOCKWASHER, 1/2"	
	911043	2	NUT, 1/2"NF	
36	057193	2	BAR, latching	
37	050316	2	LOCK, parking brake	
	903774	2	CAPSCREW, 5/16"NC x 2"	
	906652	2	NUT, jam, 5/16"NC	
38	072438	2	SPRING, brake lock	
39	057196	2	BRACKET, parking brake lock	
40	035018	4	CAPSCREW, 1/2"NF x 1-1/2"	
	904208	4	LOCKWASHER, 1/2"	
	911043	4	NUT, 1/2"NF	
41	033074	2	PIN, parking brake lock	
	900805	2	PIN, cotter, 1/8" x 3/4"	
42	057187	1	BRACKET, left pedal lever	
43	035018	2	CAPSCREW, 1/2"NF x 1-1/2"	
44	057517	2	CAPSCREW, 1/2"NF x 4"	
	911043	4	NUT, 1/2"NF	
	904208	4	LOCKWASHER, 1/2"	
45	057186	1	BRACKET, right pedal lever	
46	035018	4	CAPSCREW, 1/2"NF x 1-1/2"	
	904208	4	LOCKWASHER, 1/2"	
	911043	4	NUT, 1/2"NF	
47	057192	2	SHAFT, pedal	
48	036997	4	KEY, #13 woodruff, 3/16" x 1"	
49	051513	4	BEARING, needle, pedal bracket	
50	053926	4	SEAL, dust, pedal bracket	
51	057188	2	LEVER, pedal	
52	035068	2	CAPSCREW, 1/2"NF x 2-1/4"	
	904208	2	LOCKWASHER, 1/2"	
	911043	2	NUT, 1/2"NF	
53	050434	2	PAD, pedal	
54	050433	2	BOLT, eye	
	904209	2	LOCKWASHER, 5/8"	
	911044	2	NUT, 5/8"NF	





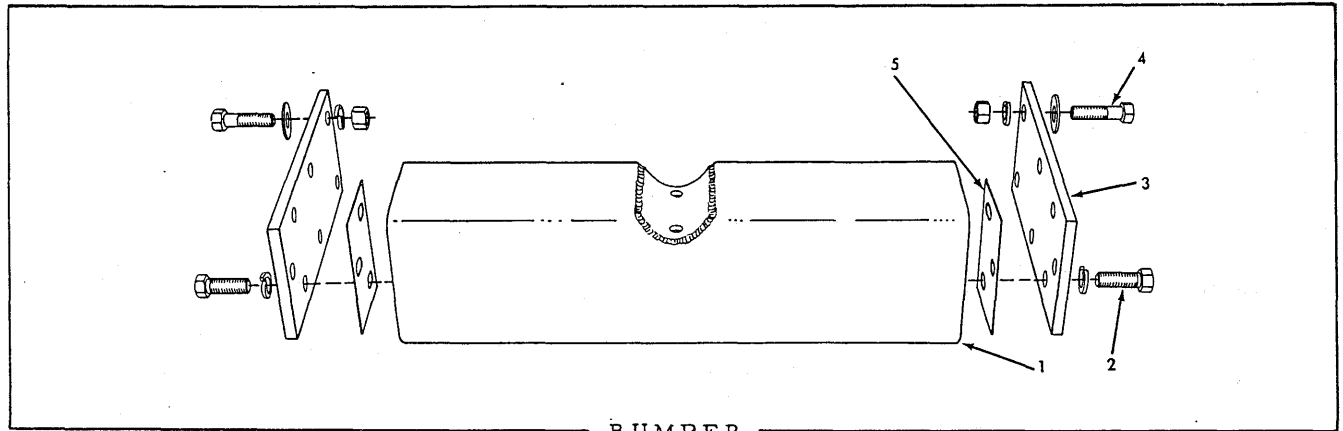
ITEM	PART NUMBER	QTY.	DESCRIPTION	KIT NUMBER
1	077793	1	FRAME, main(For Model HD9B only)(If for tractors prior to #1518 also furnish 1 SUPPORT 5191477, 2 CAPSCREW 013467, 2 LOCKWASHER 904209 and 2 NUT 911044)	
	092528	1	FRAME, main (For Model HD9B when equipped with Model 9X Dozer)	
	078229	1	FRAME, main (For Model HD9G only)	
	080012	1	FRAME, main (For Model HD9F only)	
2	012762	8	CAPSCREW, 7/8"NF x 3-1/4"	
3	078039	8	WASHER, plain	
4	057494	1	SHIELD, rear	
5	035018	6	CAPSCREW, 1/2"NF x 1-1/2"	
	900818	6	WASHER, plain, U.S. std., 1/2"	
	904208	6	LOCKWASHER, 1/2"	
	911043	6	NUT, 1/2"NF	
6	057774	1	GUARD ASSEMBLY, crankcase (Includes items 8 thru 11)(Also see page 195 for special guard)	
7	035018	8	CAPSCREW, 1/2"NF x 1-1/2"	
	900818	8	WASHER, plain, U.S. std., 1/2"	
	904208	8	LOCKWASHER, 1/2"	
	911043	8	NUT, 1/2"NF	
8	057777	1	COVER, crankcase drain hole	
9	070467	4	CAPSCREW, 1/2"NF x 1"	
	904208	4	LOCKWASHER, 1/2"	
10	073437	1	COVER, water hole drain	
11	070467	2	CAPSCREW, 1/2"NF x 1"	
	904208	2	LOCKWASHER, 1/2"	
12	050543	1	HOOK, front pull	
13	013465	4	CAPSCREW, 3/4"NF x 2-1/2"	
	904369	4	LOCKWASHER, 3/4"	
	911045	4	NUT, 3/4"NF	



BUMPER

USAGE: Model HD9B. Not used with Heavy Radiator Guard.

ITEM	PART NUMBER	QTY.	DESCRIPTION	KIT NUMBER
1	077198	1	BUMPER, front	
2	073468	8	CAPSCREW, 1"NF x 2-1/2"	
	900822	8	WASHER, plain, U. S. std., 1"	
3	077183	2	BRACKET, bumper bracing	
4	070272	8	CAPSCREW, 1"NF x 3"	
	900822	8	WASHER, plain, U. S. std., 1"	
	910916	8	LOCKWASHER, 1"	
	911047	8	NUT, 1"NF	

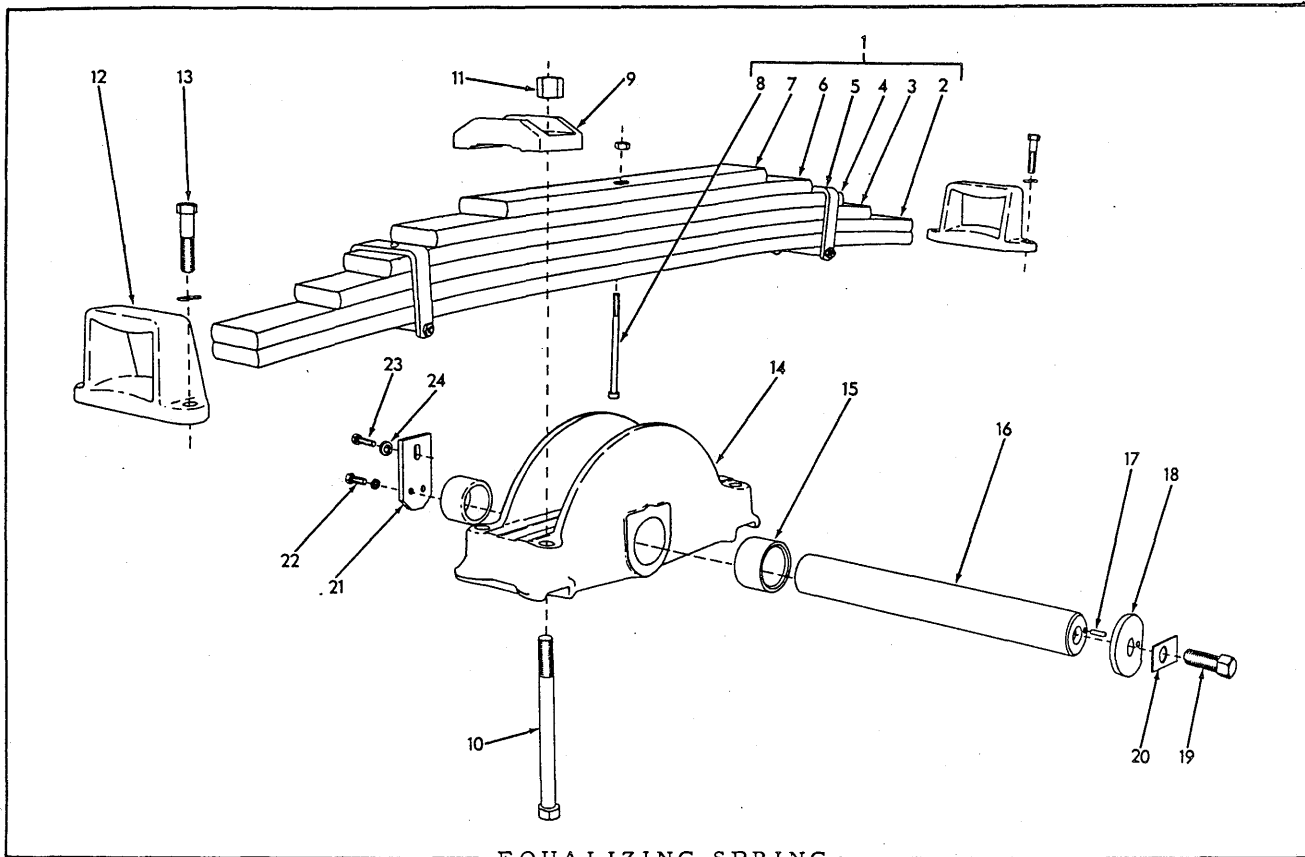


BUMPER

USAGE: Model HD9F tractors prior to serial No. 3048 including No. 3240 and No. 3473. See NOTE below. Not used with Heavy Radiator Guard.

ITEM	PART NUMBER	QTY.	DESCRIPTION	KIT NUMBER
1	076202	1	BUMPER, front	
2	073468	6	CAPSCREW, 1"NF x 2-1/2"	
	910916	6	LOCKWASHER, 1"	
3	076200	2	PLATE, tie, bumper to frame	
4	035420	8	CAPSCREW, 1"NF x 3-1/4"	
	900822	8	WASHER, plain, U. S. std., 1"	
	910916	8	LOCKWASHER, 1"	
	911047	8	NUT, 1"NF	
5	076201	4	SHIM, bumper spacing (1/16" thick. Use as req'd)	

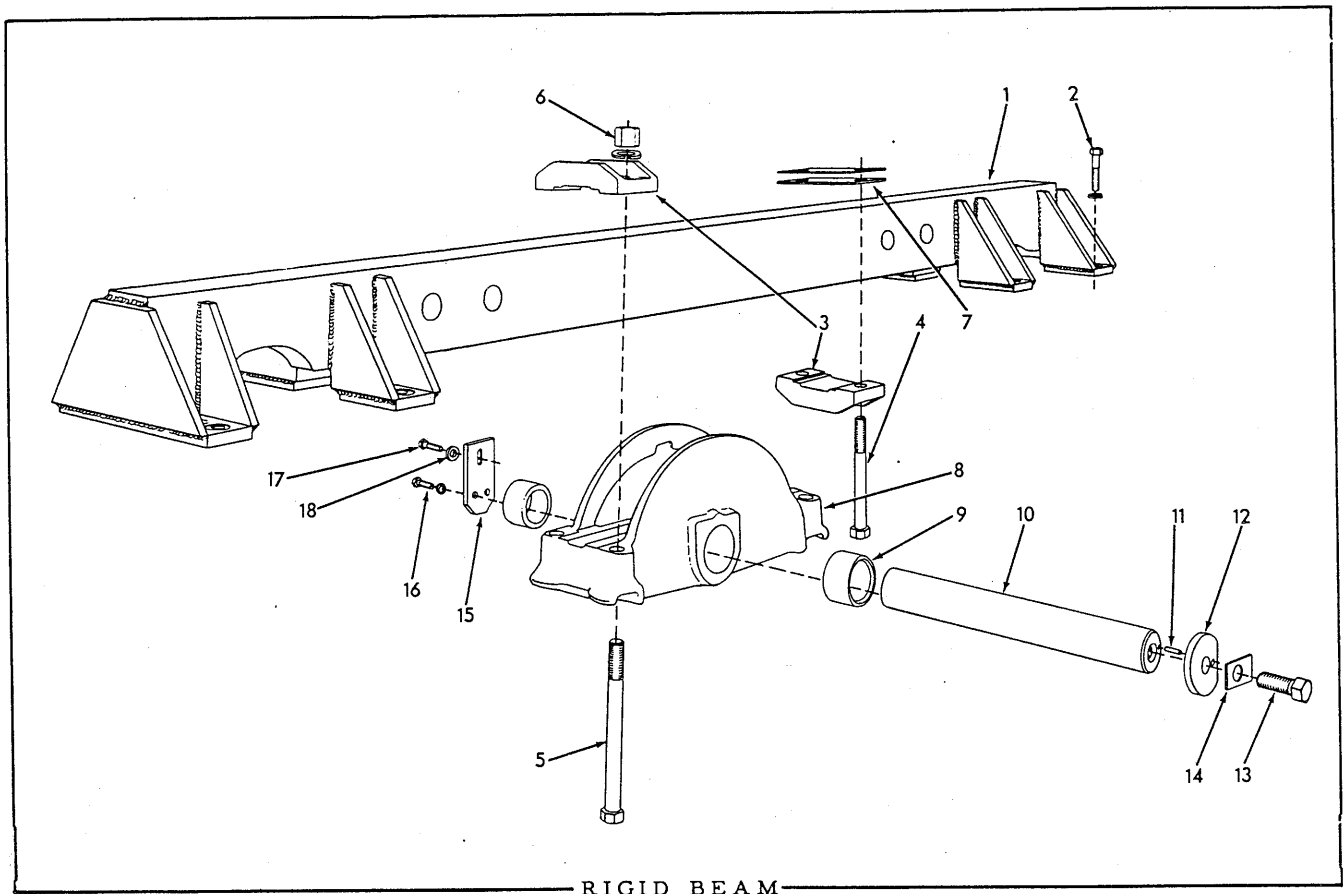
NOTE: On later units Tractomotive Corporation uses their BUMPER No. 13438.



EQUALIZING SPRING

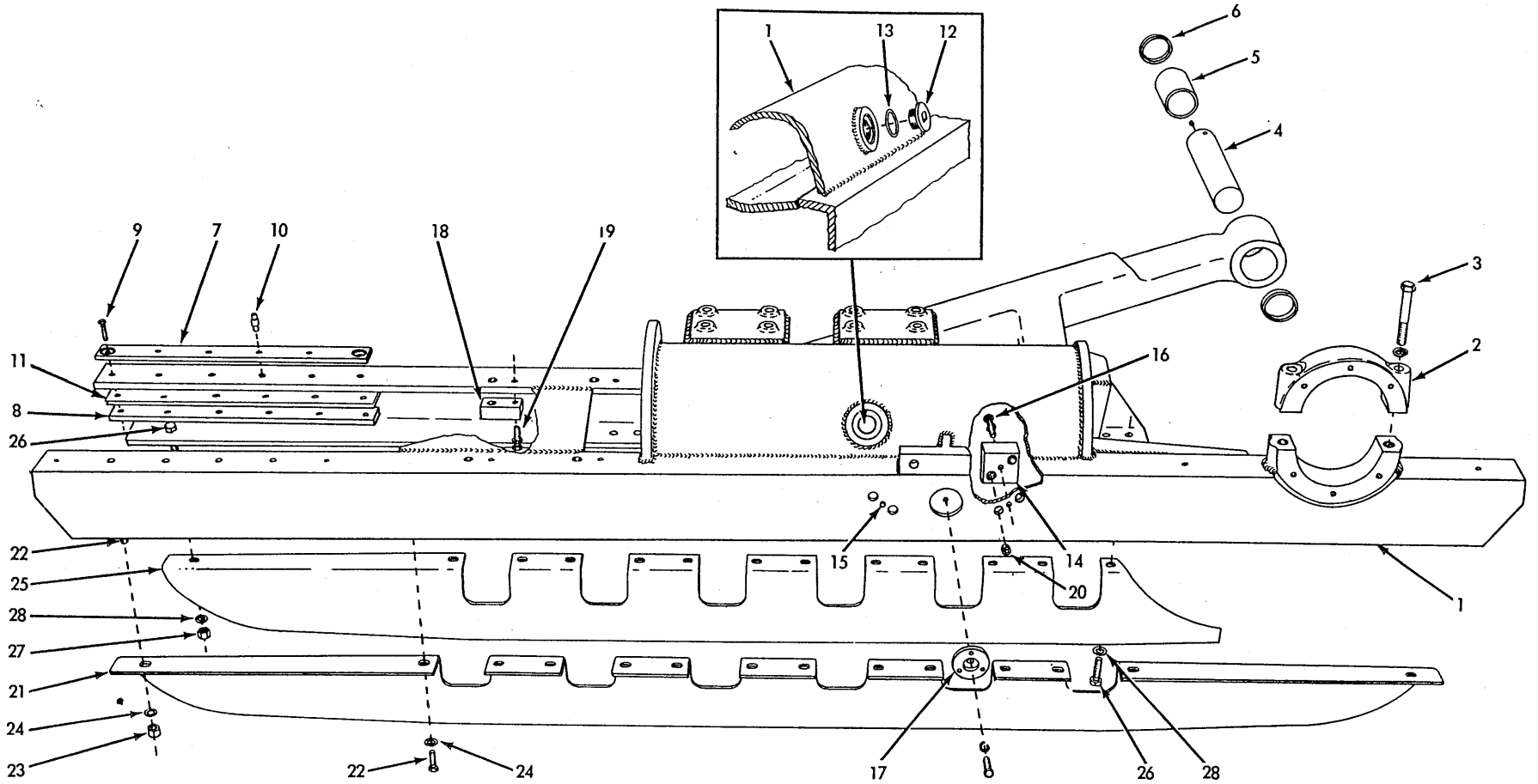
USAGE: Model HD9B

ITEM NUMBER	QTY.	DESCRIPTION	KIT NUMBER
1	056438	1	SPRING ASSEMBLY (Consists of items 2 thru 8)
2	056428	1	LEAF, main (66-1/2" long)
	096249	1	LEAF, second (65-1/2" long)
3	056429	1	LEAF, third (54-1/4" long)
4	056430	1	LEAF, fourth (46-1/8" long. Includes item 5)
5	088873	2	CLIP KIT, rebound (Consists of 1 clip, 1 rivet, 1 bolt, 1 nut and 1 spacer)
6	056431	1	LEAF, fifth (38-1/4" long)
7	056432	1	LEAF, sixth (27" long)
8	056427	1	BOLT, center (1/2"NF x 6-5/8" long. Includes NUT 911043)
	911043	1	NUT, 1/2"NF
9	056421	2	SADDLE, spring capscrew
10	065873	4	CAPSCREW, spring saddle (1"NF x 11")
11	600236	4	NUT, high, 1"NF
12	056414	2	SEAT, spring
13	070285	4	CAPSCREW, 3/4"NF x 3"
	904369	4	LOCKWASHER, 3/4"
14	065872	1	SADDLE ASSEMBLY (Includes item 15)
15	056413	2	BUSHING, saddle
16	056420	1	PIN, spring pivot
17	056418	1	PIN, dowel, cover plate
18	056417	1	PLATE, pivot pin cover
19	049662	1	CAPSCREW, 7/8"NF x 2"
20	037693	1	LOCK, capscrew
21	056441	1	PLATE, pivot pin retaining
22	035018	2	CAPSCREW, 1/2"NF x 1-1/2"
	904208	2	LOCKWASHER, 1/2"
	035067	1	CAPSCREW, 1/2"NF x 2" (Used prior to tractor #1940, excl. #1922)
23	035018	1	CAPSCREW, 1/2"NF x 1-1/2" (Effective with tractor #1940, incl. #1922)
24	064531	1	WASHER, plain



USAGE: Models HD9F and HD9G

ITEM	PART NUMBER	QTY.	DESCRIPTION	KIT NUMBER
1	073806	1	BEAM, rigid	
2	070285	16	CAPSCREW, 3/4"NF x 3"	
	904369	16	LOCKWASHER, 3/4"	
3	056421	4	SADDLE, beam cap screw	
4	073802	4	CAPSCREW, beam saddle (1"NF x 8")	
5	065873	4	CAPSCREW, beam saddle (1"NF x 11")	
	910916	4	LOCKWASHER, 1"	
6	600236	4	NUT, high, 1"NF	
7	073801	2	SHIM, spacing (1/16" thick. Use as req'd)	
	073805	4	SHIM, spacing (1/8" thick. Use as req'd)	
8	065872	1	SADDLE ASSEMBLY (Includes item 9)	
9	056413	2	BUSHING, saddle	
10	056420	1	PIN, pivot	
11	056418	1	PIN, dowel, cover plate	
12	056417	1	PLATE, pivot pin cover	
13	049662	1	CAPSCREW, 7/8"NF x 2"	
14	037693	1	LOCK, cap screw	
15	056441	1	PLATE, pivot pin retaining	
16	035018	2	CAPSCREW, 1/2"NF x 1-1/2"	
	904208	2	LOCKWASHER, 1/2"	
17	035067	1	CAPSCREW, 1/2"NF x 2" (Used prior to tractor #1948)	
	035018	1	CAPSCREW, 1/2"NF x 1-1/2" (Effective with tractor #1948)	
18	064531	1	WASHER, plain	

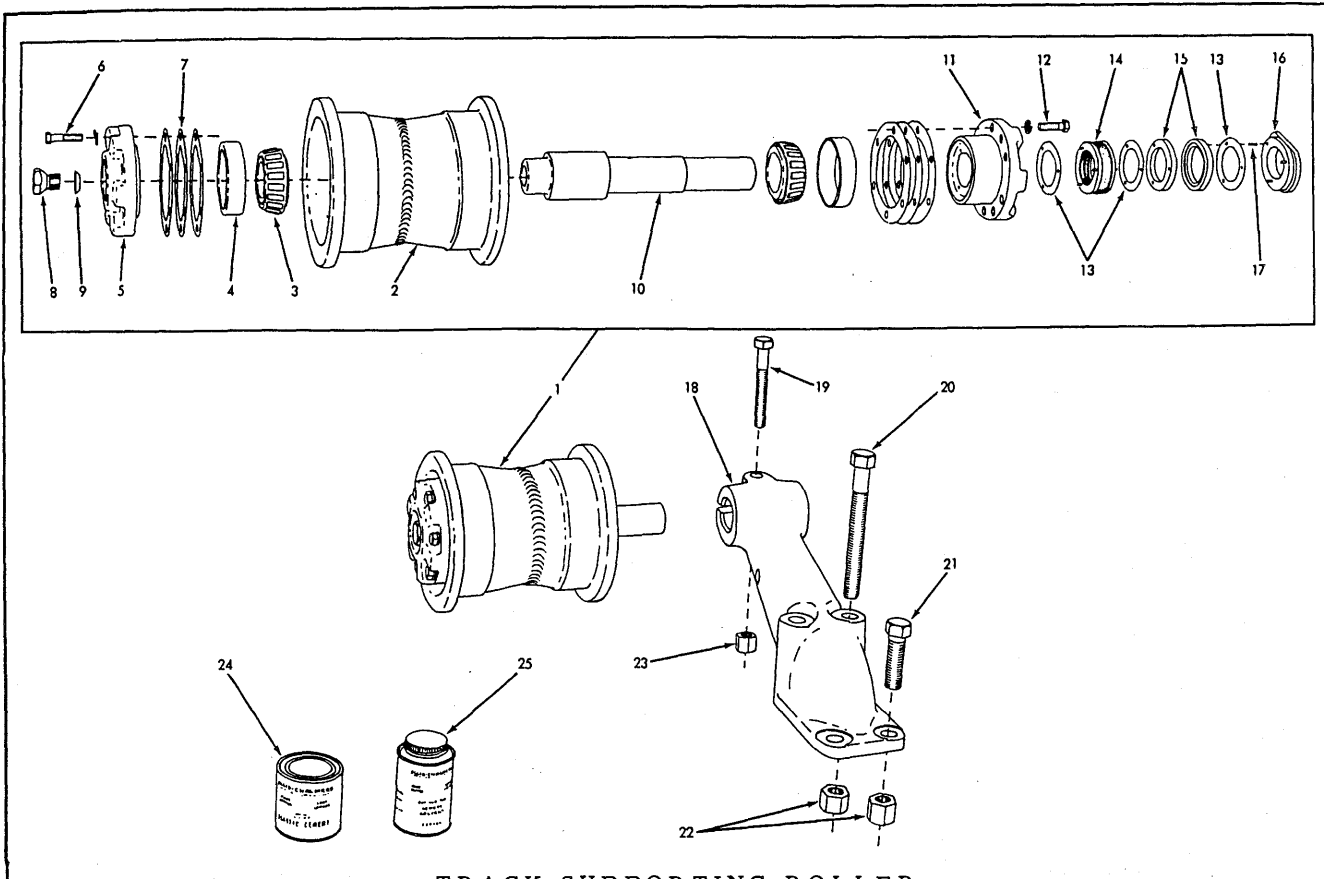


TRUCK FRAME

TRUCK FRAME

\* Short Track Model HD9B  
 \*\* Long Track Models HD9F and HD9G

ITEM	PART NUMBER	QUANTITY	DESCRIPTION	KIT NUMBER
1	069573	1	FRAME ASSEMBLY, left (Includes items 2, 3 and 5 only)	
	073885	1	FRAME ASSEMBLY, left (Includes items 2, 3 and 5 only)	
	069574	1	FRAME ASSEMBLY, right (Includes items 2, 3 and 5 only)	
	073886	1	FRAME ASSEMBLY, right (Includes items 2, 3 and 5 only)	
2	056895	2	CAP, sprocket shaft bearing	
3	071014	4	CAPSCREW, 3/4"NF x 4-1/2"	
	904369	4	LOCKWASHER, 3/4"	
4	056260	2	SHAFT, pivot	
	907070	2	PLUG, pipe, ctsk-hd., 1/4"NPT	
5	056261	2	BUSHING, pivot shaft	
6	083715	4	SEAL, pivot shaft	
7	077672	4	BAR, slide, track idler, upper	
8	077673	4	BAR, slide, track idler, lower	
9	056590	8	CAPSCREW, 3/8"NF x 1-5/8"	
10	054824	16	PIN, dowel, track idler slide bar	
11	056909	8	SHIM, adjusting, track idler slide bar (Use as req'd)	
12	035250	2	PLUG, release spring chamber filler	
13	035249	2	GASKET, filler plug	
14	056898	4	BLOCK, tapped (For mounting Allied Equipment)	
15	035073	2	CAPSCREW, 1/2"NF x 1-3/4"	
16	035067	2	CAPSCREW, 1/2"NF x 2"	
	904208	4	LOCKWASHER, 1/2"	
17	056896	2	PLUG (Removed when mounting Allied Equipment)	
	903627	2	CAPSCREW, 3/8"NC x 1/2"	
	904206	2	LOCKWASHER, 3/8"	
18	056902	4	BLOCK, tapped, equalizing spring seat	
	054968	8	BLOCK, tapped, rigid beam mounting	
19	035067	4	CAPSCREW, 1/2"NF x 2"	
	035018	8	CAPSCREW, 1/2"NF x 1-1/2"	
	904208	8	LOCKWASHER, 1/2"	
20	049667	8	PLUG, thread protecting	
21	057012	2	GUARD, outer (105-5/8" long)(See page 198 for special guard)	
	073891	1	GUARD, outer, left (116-1/8" long)	
	073892	1	GUARD, outer, right (116-1/8" long)	
22	035248	28	CAPSCREW, 5/8"NF x 2-1/4"	
23	072366	4	NUT, high, 5/8"NF	
24	602448	28	WASHER, plain	
25	057009	1	GUARD, inner, left (90-15/16" long)(See page 198 for special guard)	
	073893	1	GUARD, inner, left (101-7/16" long)	
	057010	1	GUARD, inner, right (90-15/16" long)(See page 198 for special guard)	
	073894	1	GUARD, inner, right (101-7/16" long)	
26	035248	26	CAPSCREW, 5/8"NF x 2-1/4"	
27	072366	2	NUT, high, 5/8"NF	
28	602448	26	WASHER, plain	



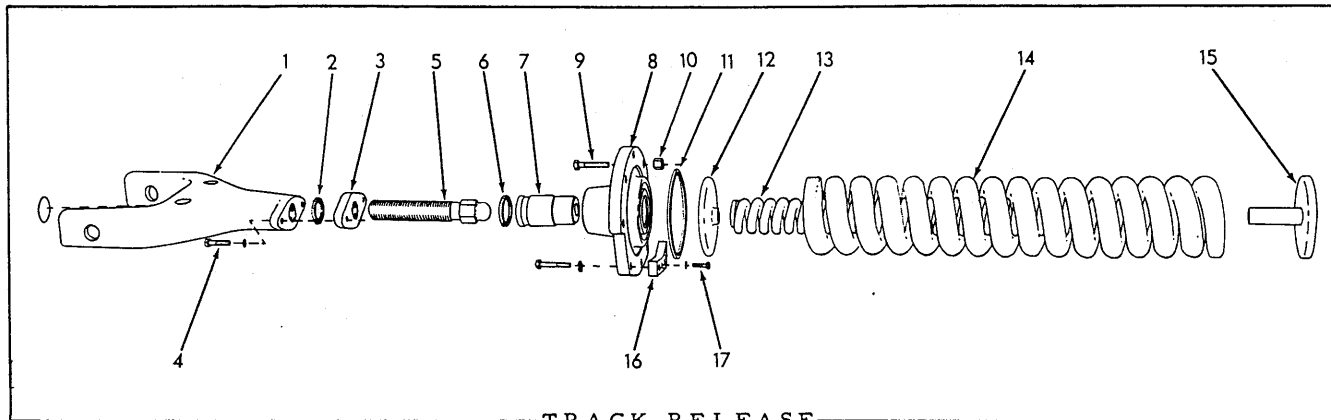
TRACK SUPPORTING ROLLER

ITEM	PART NUMBER	QTY.	DESCRIPTION	KIT NUMBER
1	056311	4	ROLLER ASSEMBLY (Consists of items 2 thru 17)	
2	056313	4	ROLLER	
3	042888	8	CONE ASSEMBLY, bearing	
4	042887	8	CUP, bearing	
5	051435	4	RETAINER, outer bearing	
6	012992	24	CAPSCREW, 3/8"NF x 1-1/4"	
	904206	24	LOCKWASHER, 3/8"	
7	051484	8	SHIM, bearing adjustment (.007" thick. Use as req'd)	
	051483	20	SHIM, bearing adjustment (.010" thick. Use as req'd)	
	051482	12	SHIM, bearing adjustment (.032" thick. Use as req'd)	
8	034042	4	PLUG, oiling hole	
9	034043	4	GASKET, oiling hole plug	
10	056312	4	SHAFT	
11	051478	4	RETAINER, inner bearing	
12	012992	24	CAPSCREW, 3/8"NF x 1-1/4"	
	904206	24	LOCKWASHER, 3/8"	
13	047605	12	GASKET, seal ring	083536
14	047581	4	SPRING ASSEMBLY, seal (Serviced only as a unit)	083536
15	047151	8	RING, seal	083536
16	051429	4	GUARD ASSEMBLY, seal (Includes item 17)	
17	049877	12	PIN, seal guard	

(Continued)

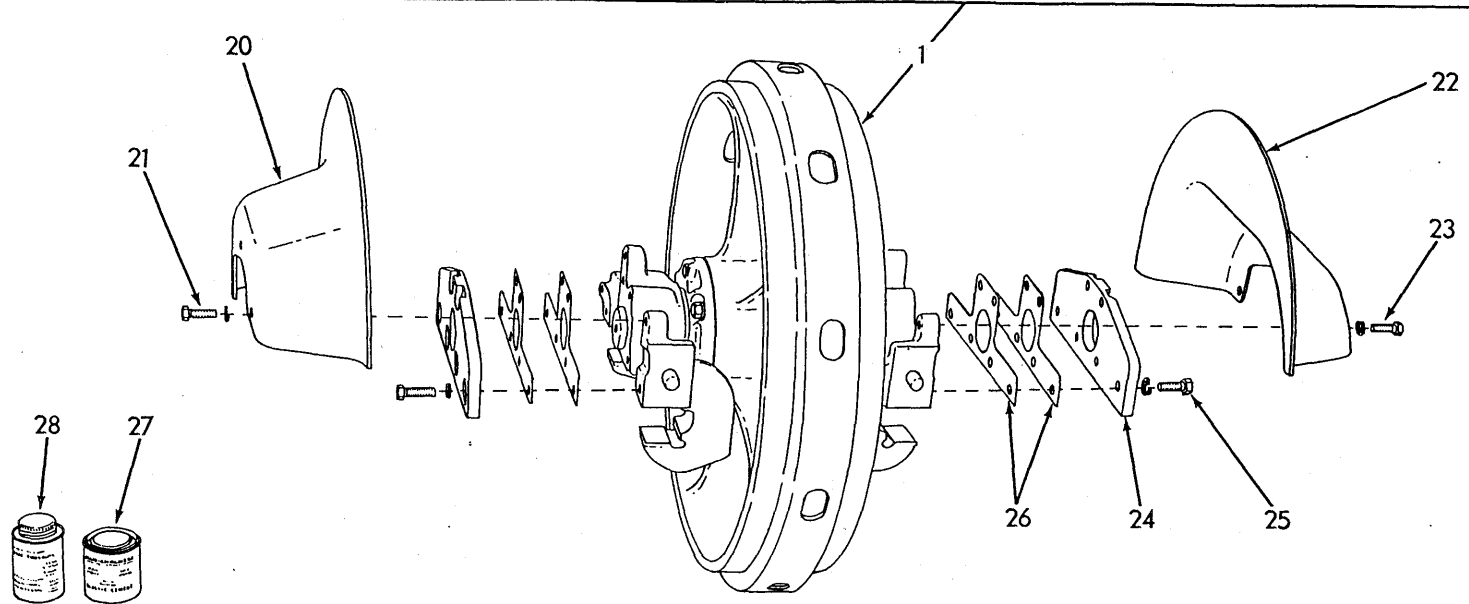
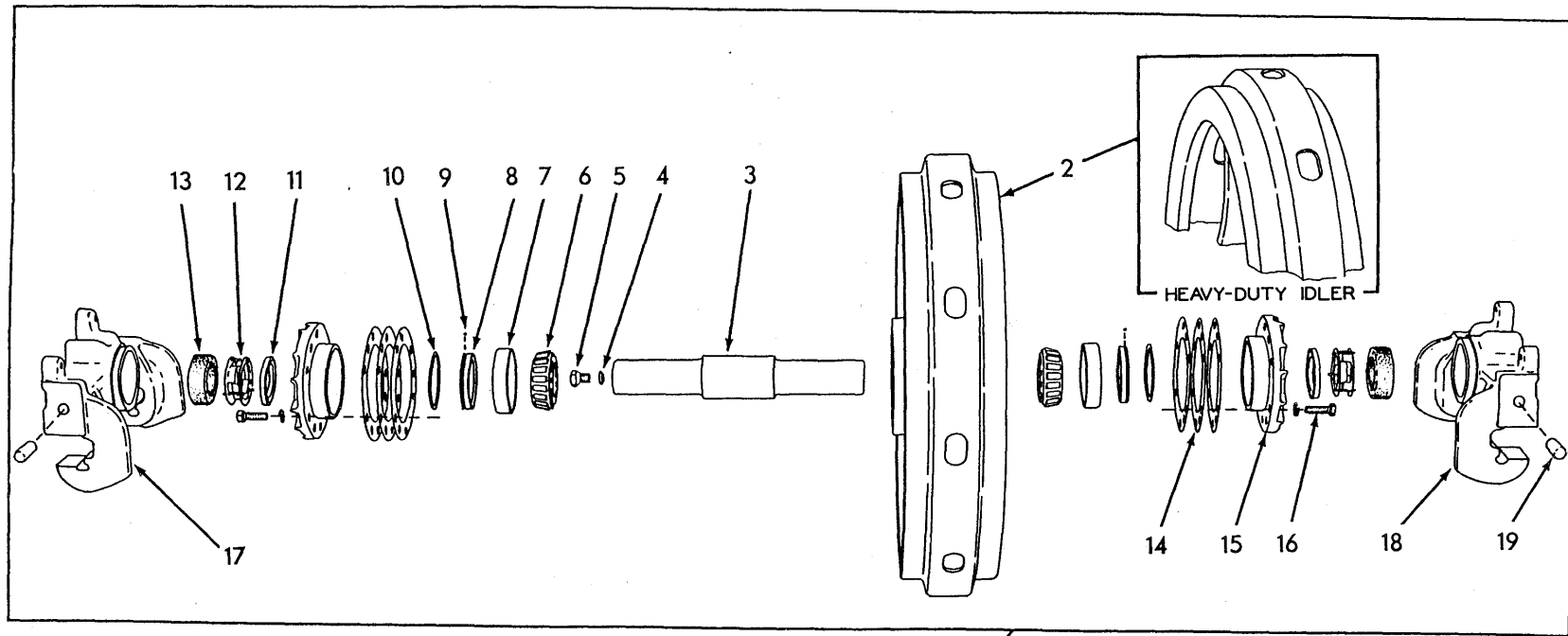
TRACK SUPPORTING ROLLER (Continued)

ITEM	PART NUMBER	QTY.	DESCRIPTION	KIT NUMBER
18	056881	4	BRACKET	
19	070299	4	CAPSCREW, 5/8"NF x 4"	
20	067559	8	CAPSCREW, 3/4"NF x 6-1/4"	
21	013465	8	CAPSCREW, 3/4"NF x 2-1/2"	
22	012767	16	NUT, high, 3/4"NF	
23	072366	4	NUT, high, 5/8"NF	
24	033288	-	CEMENT, neoprene, 1/2 pint can	} For cementing seal boots and gaskets.
25	054890	-	SOLVENT, neoprene cement, 1/2 pint can	



ITEM	PART NUMBER	QTY.	DESCRIPTION	KIT NUMBER
1	073057 910011	2 2	YOKE ASSEMBLY (Includes PLUG 910011) PLUG, expansion, 2-1/2" diam.	
2	066068	2	SEAL, protecting, adjustment screw threads (rubber)	
3	056614	2	LOCK, adjustment screw	
4	035067 904208	4 4	CAPSCREW, 1/2"NF x 2" LOCKWASHER, 1/2"	
5	059730 079660	2 2	SCREW, adjustment (12-1/2" long)(For Model HD9B) SCREW, adjustment (24-1/4" long)(For Models HD9F and HD9G)	
6	041076	2	SEAL, crosshead	
7	056618	2	CROSSHEAD	
8	056652	2	COVER, release spring chamber	
9	070161 904209	16 6	CAPSCREW, 5/8"NF x 2-3/4" LOCKWASHER, 5/8"	
10	072366	10	NUT, high, 5/8"NF.	
11	056645	2	SEAL, release spring chamber cover	
12	056647	2	WASHER, release spring	
13	069259	2	SPRING, inner	
14	069260	2	SPRING, outer	
15	069255	2	SEAT, release springs	
16	056897	2	BLOCK, tapped	
17	035236 904208	4 4	CAPSCREW, 1/2"NC x 1-3/4" LOCKWASHER, 1/2"	





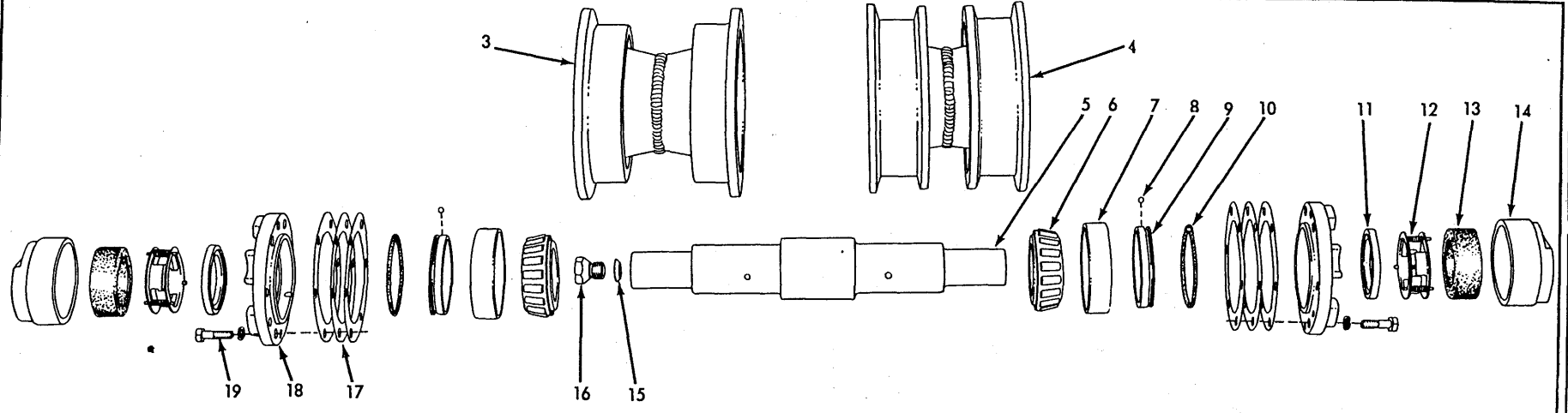
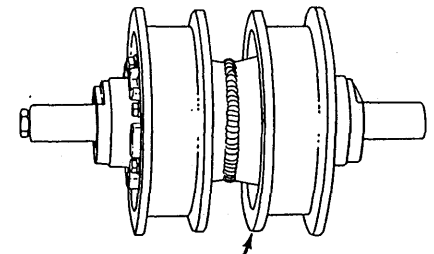
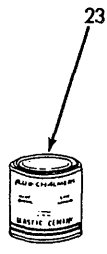
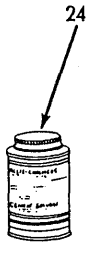
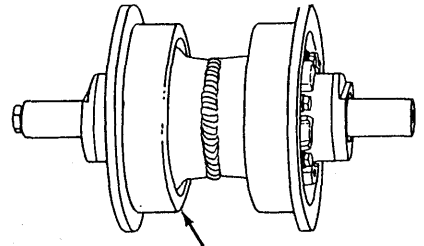
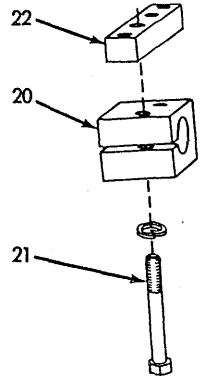
TRACK IDLER

TRACK IDLER

\* Standard type. Original equipment on Model HD9B. Also Models HD9F and HD9G prior to tractor serial No. 4331.

\*\* Heavy-Duty type. Original equipment on Models HD9F and HD9G effective with tractor serial No. 4331. Optional for Model HD9B.

ITEM	PART NUMBER	QUANTITY	* **	DESCRIPTION	KIT NUMBER
1	077729	1	-	IDLER ASSEMBLY, left (Consists of items 2 thru 19)(When making first replacement on tractors prior to #1680 also order 2 PLATE 077698, 10 SHIM 078981 and 12 CAPSCREW 035014)	
	081471	-	1	IDLER ASSEMBLY, left (Consists of items 2 thru 19)	
	077730	1	-	IDLER ASSEMBLY, right (Consists of items 2 thru 19)(When making first replacement on tractors prior to #1680 also order 2 PLATE 077698, 10 SHIM 078981 and 12 CAPSCREW 035014)	
2	081472	-	1	IDLER ASSEMBLY, right (Consists of items 2 thru 19)	
	077158	2	-	IDLER	
	081402	-	2	IDLER	
3	073091	2	2	SHAFT	
4	034043	2	2	GASKET, shaft oil hole plug	
5	034042	2	2	PLUG, shaft oil hole	
6	073112	4	4	CONE ASSEMBLY, bearing	
7	073111	4	4	CUP, bearing	
8	-----	4	4	RING, idler seal, inner (Order SEAL KIT 083208) . . . . .	083208
9	905357	4	4	BALL, steel, 3/16" diam. . . . .	083208
10	067252	4	4	O-RING, seal packing . . . . .	083208
11	-----	4	4	RING, idler seal, outer (Order SEAL KIT 083208) . . . . .	083208
12	049111	4	4	SPRING ASSEMBLY, seal (Serviced only as a unit)	
13	049109	4	4	BOOT, seal spring	
14	073160	6	6	SHIM, bearing adjustment (.007" thick. Use as req'd)	
	073161	6	6	SHIM, bearing adjustment (.010" thick. Use as req'd)	
	073162	6	6	SHIM, bearing adjustment (.032" thick. Use as req'd)	
15	073165	4	4	RETAINER, bearing	
16	035018	24	24	CAPSCREW, 1/2"NF x 1-1/2"	
	904208	24	24	LOCKWASHER, 1/2"	
17	077727	2	2	BRACKET ASSEMBLY, left (Includes item 19)(When making first replacement on tractors prior to #1680 also order 1 PLATE 077698 and 6 CAPSCREW 035014)	
18	077728	2	2	BRACKET ASSEMBLY, right (Includes item 19)(When making first replacement on tractors prior to #1680 also order 1 PLATE 077698 and 6 CAPSCREW 035014)	
19	056585	4	4	PIN, dowel, idler bracket to release yoke	
20	073175	2	-	GUARD, left	
	081407	-	2	GUARD, left	
21	070469	6	6	CAPSCREW, 1/2"NF x 1-1/4"	
	904208	6	6	LOCKWASHER, 1/2"	
22	073176	2	-	GUARD, right	
	081408	-	2	GUARD, right	
23	070469	6	6	CAPSCREW, 1/2"NF x 1-1/4"	
	904208	6	6	LOCKWASHER, 1/2"	
24	073171	4	-	PLATE, guide (Used prior to tractor #1680)	
	077698	4	4	PLATE, guide (Effective with tractor #1680)	
25	035018	24	-	CAPSCREW, 1/2"NF x 1-1/2" (Used prior, to tractor #1680)	
	035014	24	24	CAPSCREW, 5/8"NF x 1-1/2" (Effective with tractor #1680)	
26	078981	20	20	SHIM, guide adjusting (Use as req'd)	
27	033288	-	-	CEMENT, neoprene, 1/2 pint can	} For cementing seal boots and gaskets
28	054890	-	-	SOLVENT, neoprene cement, 1/2 pint can	



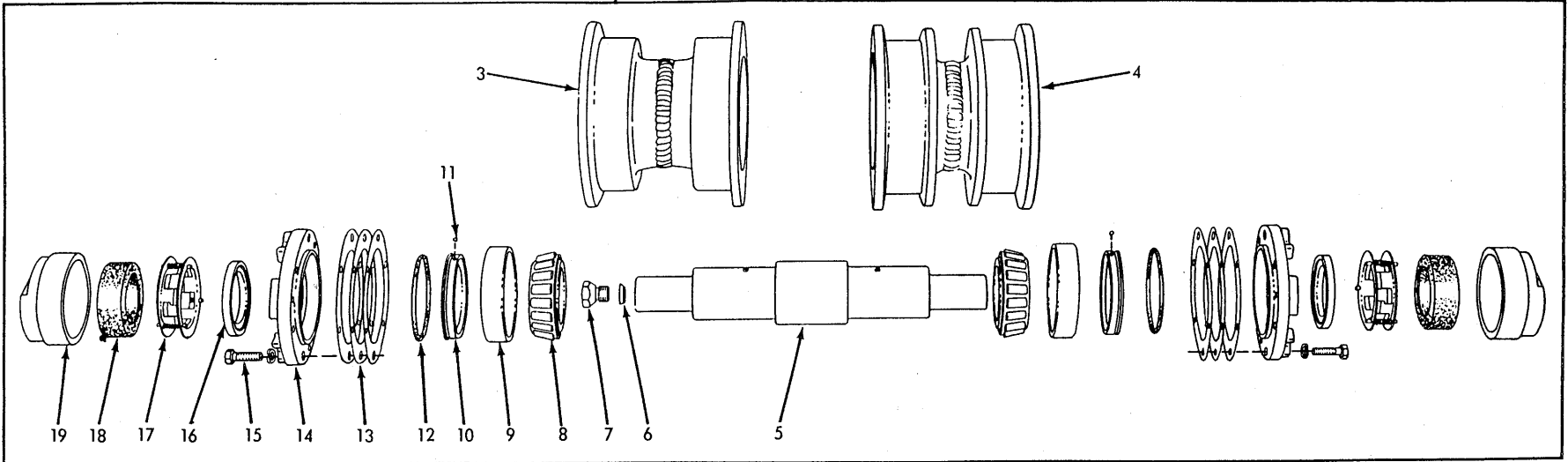
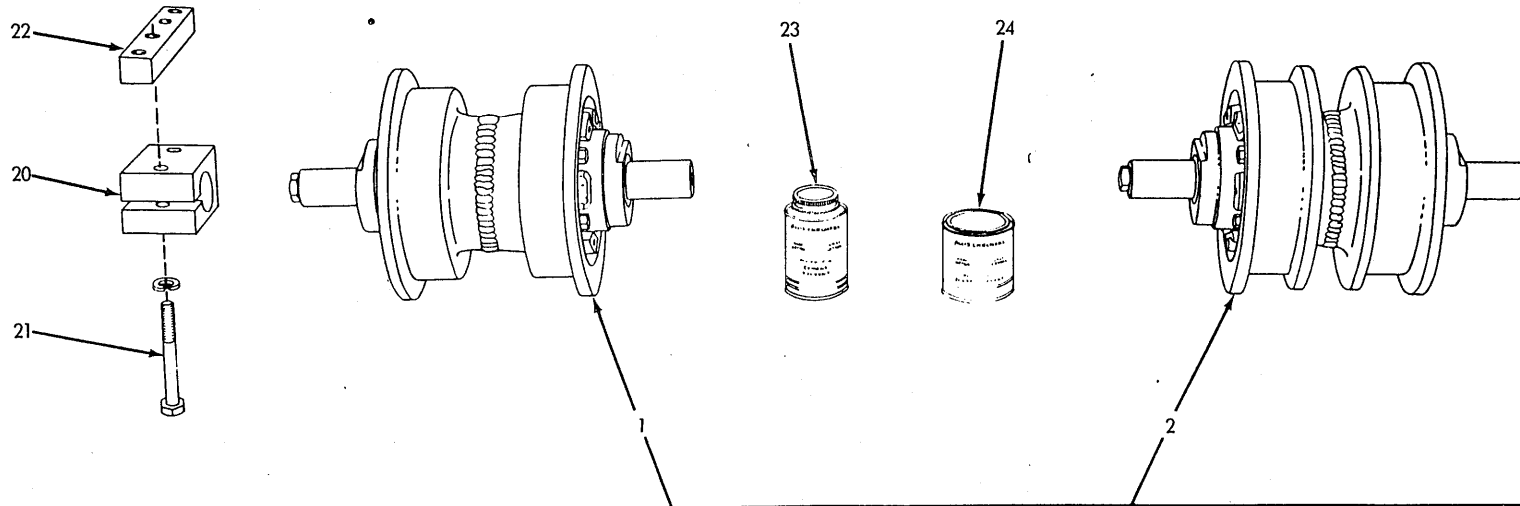
TRUCK WHEEL

TRUCK WHEELS

USAGE: Standard Equipment. See page 133 for Heavy-Duty type.

\* Model HD9B  
 \*\* Model HD9F and HD9G

ITEM	PART NUMBER	QUANTITY	DESCRIPTION	KIT NUMBER	
		* **			
1	073031	8 8	WHEEL ASSEMBLY, single flange (Consists of items 3 and 5 thru 19)		
2	073032	4 6	WHEEL ASSEMBLY, double flange (Consists of items 4 thru 19)		
3	069546	8 8	WHEEL, single flange		
4	073022	4 6	WHEEL, double flange		
5	056303	12 14	SHAFT		
6	043491	24 28	CONE ASSEMBLY, bearing		
7	210740	24 28	CUP, bearing		
8	905357	24 28	BALL, steel, 3/16" diam. ....	078941	
9	-----	24 28	RING, seal, inner (Order SEAL KIT 078941) ....	078941	
10	073029	24 28	O-RING, seal packing ....	078941	
11	-----	24 28	RING, seal, outer (Order SEAL KIT 078941) ....	078941	
12	048666	24 28	SPRING ASSEMBLY, seal (Serviced only as a unit)		
13	048665	24 28	BOOT, seal spring		
14	073634	24 28	RETAINER, seal		
15	034043	12 14	GASKET, shaft oil hole plug		
16	034042	12 14	PLUG, shaft oil hole		
17	{	073024	72 84	SHIM, bearing adjustment (.007" thick. Use as req'd)	
		073025	72 84	SHIM, bearing adjustment (.010" thick. Use as req'd)	
		073026	24 28	SHIM, bearing adjustment (.032" thick. Use as req'd)	
18	073023	24 28	RETAINER, bearing		
19	012992	144 168	CAPSCREW, 3/8"NF x 1-1/4"		
	904206	144 168	LOCKWASHER, 3/8"		
20	056346	24 28	BRACKET, attaching		
21	045524	48 56	CAPSCREW, 5/8"NF x 4-1/2"		
	904209	48 56	LOCKWASHER, 5/8"		
22	056802	24 28	BLOCK, tapped, attaching capscrews		
23	033288	- -	CEMENT, neoprene, 1/2 pint can	} For cementing seal boots and gaskets	
24	054890	- -	SOLVENT, neoprene cement, 1/2 pint can		



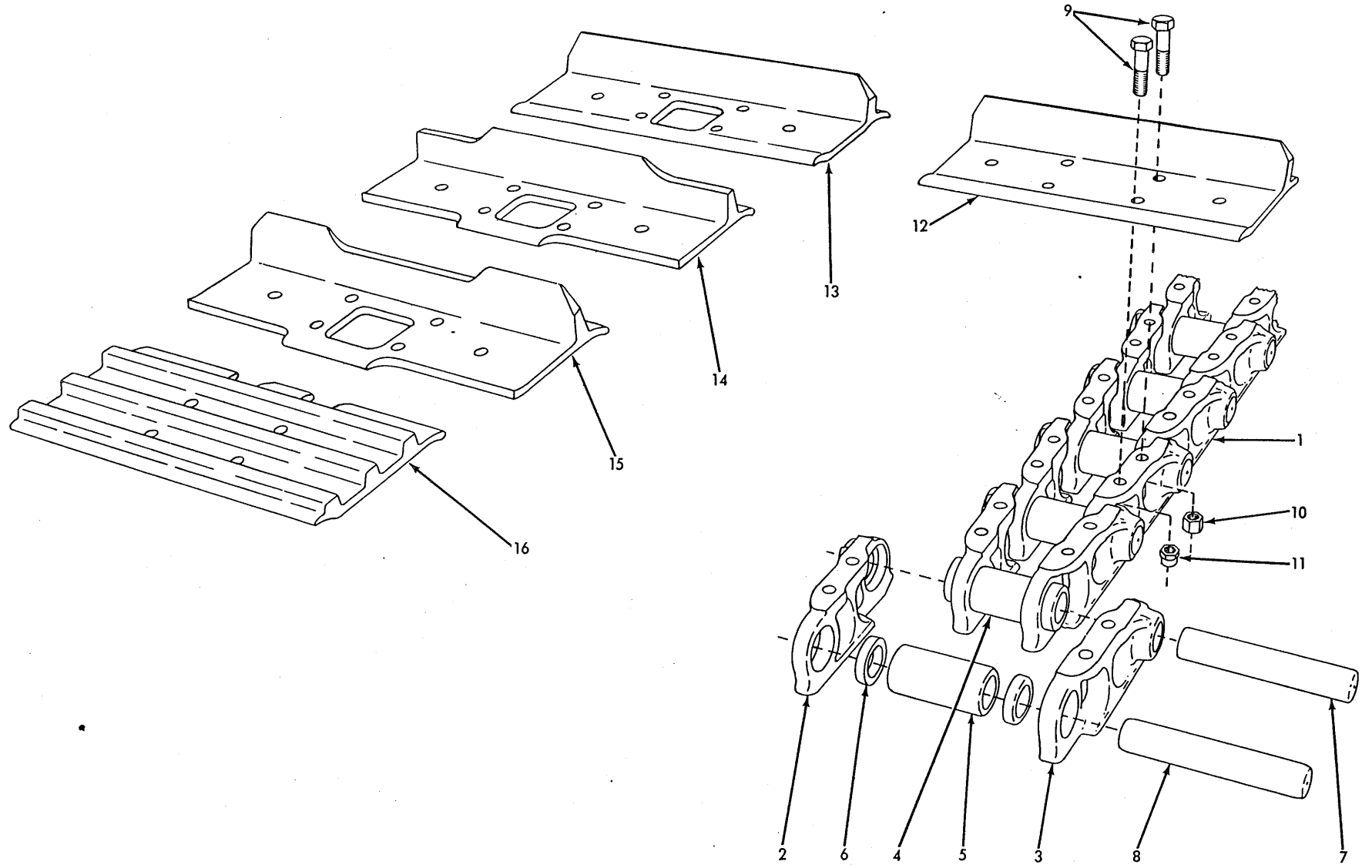
HEAVY-DUTY TRUCK WHEEL

HEAVY-DUTY TRUCK WHEELS

USAGE: Special Equipment. See page 131 for standard type.

\* Model HD9B  
 \*\* Model HD9F and HD9G

ITEM	PART NUMBER	QUANTITY	DESCRIPTION	KIT NUMBER
1	074563	8 8	WHEEL ASSEMBLY, single flange (Consists of items 3 and 5 thru 19)	
2	074564	4 6	WHEEL ASSEMBLY, double flange (Consists of items 4 thru 19)	
3	074571	8 8	WHEEL, single flange	
4	074573	4 6	WHEEL, double flange	
5	074562	12 14	SHAFT	
6	034043	12 14	GASKET, shaft oil hole plug	
7	034042	12 14	PLUG, shaft oil hole	
8	073112	24 28	CONE ASSEMBLY, bearing	
9	073111	24 28	CUP, bearing	
10	-----	24 28	RING, seal, inner (Order SEAL KIT 083208)	083208
11	905357	24 28	BALL, steel, 3/16" diam.	083208
12	067252	24 28	O-RING, seal packing	083208
13	074567	48 56	SHIM, bearing adjustment (.007" thick. Use as req'd)	
	074568	48 56	SHIM, bearing adjustment (.010" thick. Use as req'd)	
	074569	24 28	SHIM, bearing adjustment (.032" thick. Use as req'd)	
14	074565	24 28	RETAINER, bearing	
15	012992	144 168	CAPSCREW, 3/8"NF x 1-1/4"	
	904206	144 168	LOCKWASHER, 3/8"	
16	-----	24 28	RING, seal, outer (Order SEAL KIT 083208)	083208
17	049111	24 28	SPRING ASSEMBLY, seal (Serviced only as a unit)	
18	049109	24 28	BOOT, seal spring	
19	074566	24 28	RETAINER, seal	
20	056346	24 28	BRACKET, attaching	
21	045524	48 56	CAPSCREW, 5/8"NF x 4-1/2"	
	904209	48 56	LOCKWASHER, 5/8"	
22	056802	24 28	BLOCK, tapped, attaching capscrews	
23	054890	-- --	SOLVENT, neoprene cement, 1/2 pint can	} For cementing seal boots and gaskets
24	033288	-- --	CEMENT, neoprene, 1/2 pint can	



TRACK

TRACK

ITEM	PART NUMBER	QUANTITY		DESCRIPTION	KIT NUMBER
		*	**		
				* Model HD9B	
				** Model HD9F and HD9G	
1	085022	2	-	RAIL ASSEMBLY (38 links)(Consists of items 2 thru 8)	
	074648	-	2	RAIL ASSEMBLY (41 links)(Consists of items 2 thru 8)	
2	078701	76	82	BAR, left	
3	078702	76	82	BAR, right	
4	086495	74	80	BUSHING (5-3/4" long)	
5	079529	2	2	BUSHING, master (4-5/8" long)	
6	086520	4	4	SPACER, master bushing	
7	079533	74	80	PIN (8-1/8" long)	
8	079531	2	2	PIN, master (8-3/8" long)	
9	023776	304	328	BOLT, track shoe (5/8"NF x 2-1/4")	
10	084342	152	164	NUT, high, 5/8"NF	
11	086479	152	164	NUT, tapered, 5/8"NF	

TRACK SHOES

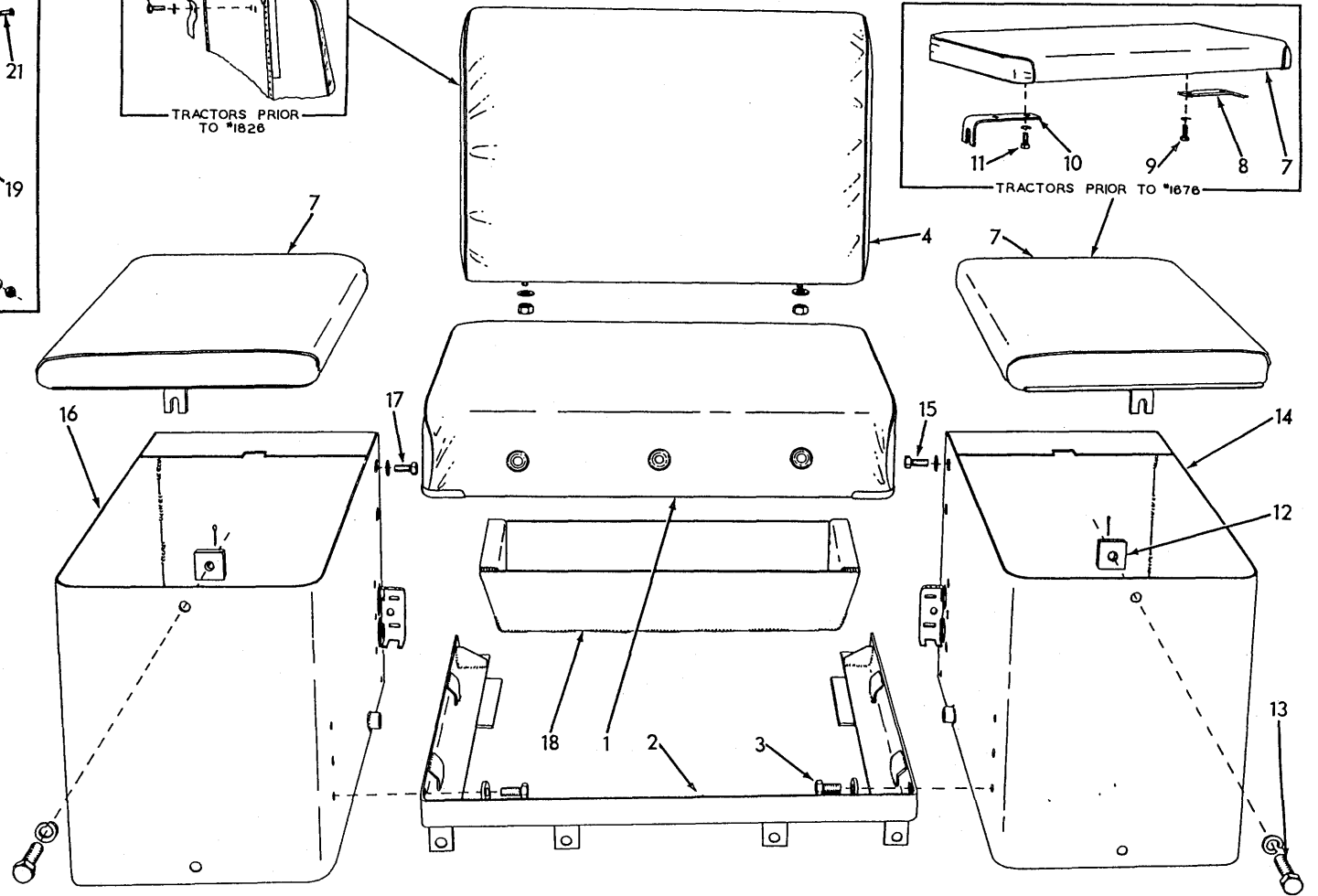
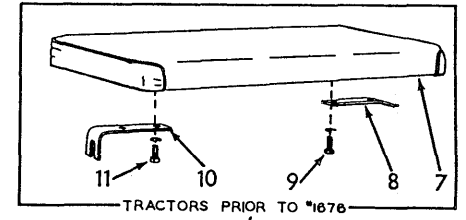
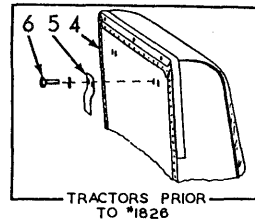
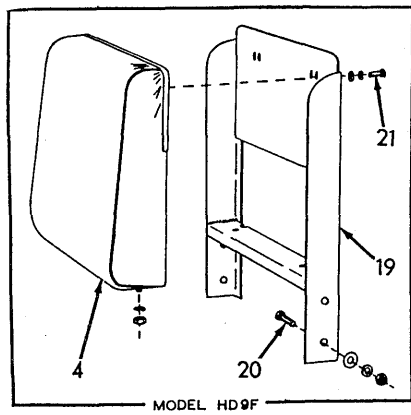
COMPLETE TRACK ASSEMBLIES WITH SHOES (2 Required)

NOTE: Track shoes over 16" wide cannot be used on Model HD9G.

	PART NUMBER	*	**	DESCRIPTION	COMPLETE TRACK ASSEMBLIES WITH SHOES (2 Required)	
					(38 Links)	(41 Links)
					*	**
12	073553	76	82	SHOE, grouser, 16" . . . . .	084763	075445
	073566	76	82	SHOE, grouser, 18" . . . . .	084853	075424
	073570	76	82	SHOE, grouser, 20" . . . . .	073572	075448
	073574	76	82	SHOE, grouser, 22" . . . . .	084809	075451
	074870	76	82	SHOE, grouser, 24" . . . . .	084849	074875
	087547	76	82	SHOE, grouser, 30" . . . . .	087549	
13	073592	76	82	SHOE, grouser, cut-out, 16" . . . . .	084813	081222
	073596	76	82	SHOE, grouser, cut-out, 18" . . . . .	084824	
	073600	76	82	SHOE, grouser, cut-out, 20" . . . . .	084826	
	073604	76	82	SHOE, grouser, cut-out, 22" . . . . .	084828	
14	073579	38	41	SHOE, grouser, snow and ice, single calk, cut-out, 18" . . . . .	084811	
15	073578	38	41	SHOE, grouser, snow and ice, double calk, cut-out, 18" . . . . .		
16	079815	76	82	SHOE, semi-grouser, 16" . . . . .	084851	079817
	084592	76	82	SHOE, semi-grouser, 20" . . . . .	084844	

NOTE: Complete TRACK ASSEMBLIES with SHOES are furnished only in sizes and types as listed. Assemblies other than those listed may be made up in the field by ordering the various components.



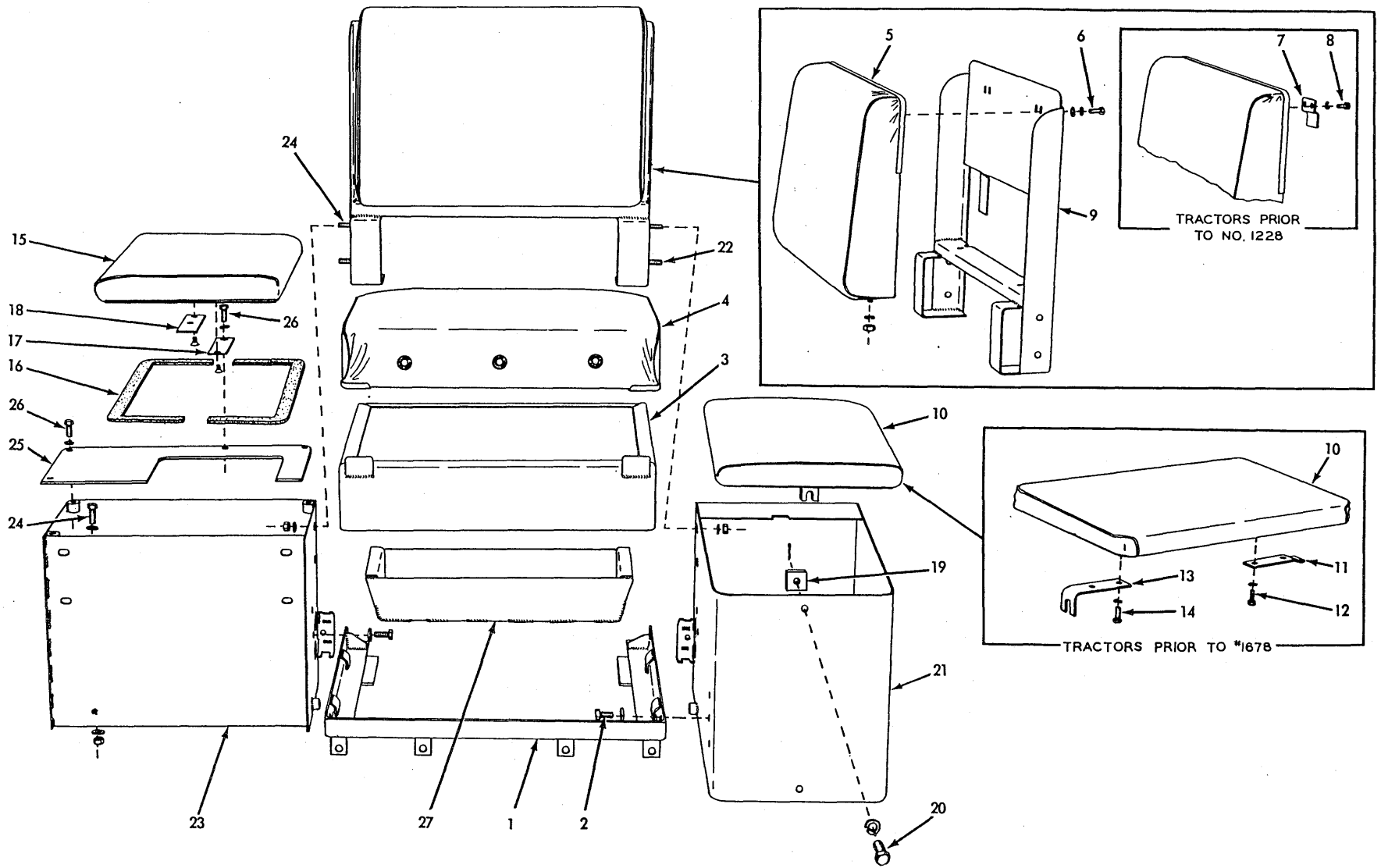


SEAT (Model HD9B and early Model HD9F)

SEAT

USAGE: Model HD9B tractors; also Model HD9F tractors prior to serial No. 3924.

ITEM	PART NUMBER	QTY.	DESCRIPTION	KIT NUMBER
1	050542	1	CUSHION, seat	
2	057717	1	FRAME, seat cushion	
3	070467	4	CAPSCREW, 1/2"NF x 1"	
	064531	4	WASHER, plain	
4	050529	1	CUSHION, back (Includes 2 NUTS 911028)(Used on HD9B tractors prior to #1826. Used on all HD9F tractors except #1826 thru #3047, #3240 and #3473)	
	077298	1	CUSHION, back (Includes 2 NUTS 911028)(Used on HD9B tractors effective with #1826. Used on HD9F tractors #1826 thru #3047, #3240 and #3473)	
	910244	2	WASHER, plain, SAE std., 1/2"	
	911028	2	NUT, 1/2"NC	
5	051319	2	CLIP, back cushion supporting (Used prior to tractor #1826)	
6	035244	4	CAPSCREW, 3/8"NC x 3/4"	
	904206	4	LOCKWASHER, 3/8"	
7	077394	2	CUSHION, arm rest (Standard)	
	077388	2	CUSHION, arm rest (Special. Used on left side for tractors equipped with Heavy-Duty Filters. Used on right side for tractors equipped with Allied Equipment having side-mounted oil reservoir)	
8	050552	2	LOCK, arm rest cushion, rear (Used prior to tractor #1676)	
9	035244	4	CAPSCREW, 3/8"NC x 3/4"	
	904206	4	LOCKWASHER, 3/8"	
10	050539	2	LOCK, arm rest cushion, front (Used prior to tractor #1676)	
11	035244	4	CAPSCREW, 3/8"NC x 3/4"	
	904206	4	LOCKWASHER, 3/8"	
12	050551	2	BLOCK, arm rest cushion retaining	
13	050510	2	CAPSCREW (1/2"NF x 1-1/2", drilled-end)	
	904208	2	LOCKWASHER, 1/2"	
	900802	2	PIN, cotter, 3/32" x 1"	
14	057649	1	BOX, left battery (Standard)	
	074315	1	BOX, left battery (Special. For tractors equipped with Heavy-Duty Filters)	
15	070469	1	CAPSCREW, 1/2"NF x 1-1/4"	
	910244	1	WASHER, plain, SAE std., 1/2"	
	904208	1	LOCKWASHER, 1/2"	
	911043	1	NUT, 1/2"NF	
16	057650	1	BOX, right battery	
17	070469	1	CAPSCREW, 1/2"NF x 1-1/4"	
	910244	1	WASHER, plain, SAE std., 1/2"	
	904208	1	LOCKWASHER, 1/2"	
	911043	1	NUT, 1/2"NF	
18	073660	1	BOX, tool	
NOTE: Items 19 thru 21 were used only on HD9F tractors effective with serial No. 3048 except #3240 and #3473.				
19	080823	1	FRAME, back cushion	
20	035018	2	CAPSCREW, 1/2"NF x 1-1/2"	
	910244	2	WASHER, plain, SAE std., 1/2"	
	904208	2	LOCKWASHER, 1/2"	
	911043	2	NUT, 1/2"NF	
21	035244	4	CAPSCREW, back cushion retaining (3/8"NC x 3/4")	
	911115	4	WASHER, plain, SAE std., 3/8"	
	904206	4	LOCKWASHER, 3/8"	
NOTE: See PAINTING AND MARKING for identification transfer which is applied to sides of battery boxes.				



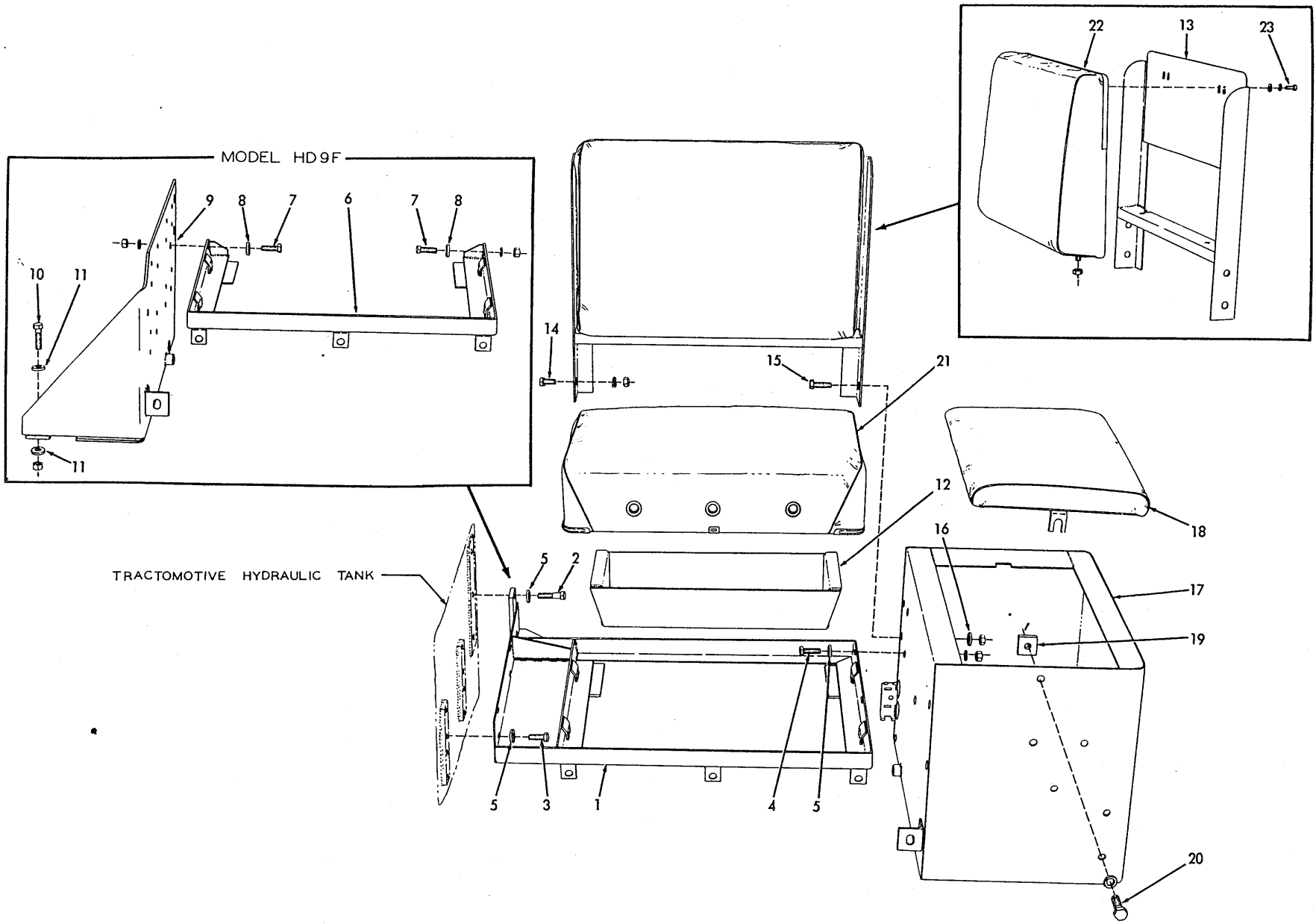
SEAT (Early Model HD9G)

SEAT

USAGE: Model HD9G tractors prior to serial No. 5116.

ITEM	PART NUMBER	QTY.	DESCRIPTION	KIT NUMBER
1	057717	1	FRAME, seat cushion	
2	070467	4	CAPSCREW, 1/2" NF x 1"	
	064531	4	WASHER, plain	
3	060550	1	BASE, extension, seat cushion (5" high)(Effective with tractor #241)	
4	050542	1	CUSHION, seat	
5	050529	1	CUSHION, back (Includes 2 NUTS 911028)	
	910244	2	WASHER, plain, SAE std., 1/2"	
	911028	2	NUT, 1/2" NC	
6	035244	4	CAPSCREW, 3/8" NC x 3/4"	} Effective with tractor #1228
	911115	4	WASHER, plain, SAE std., 3/8"	
	904206	4	LOCKWASHER, 3/8"	
7	051319	2	CLIP, back cushion supporting (Used prior to tractor #1228)	
8	035244	4	CAPSCREW, 3/8" NF x 3/4"	
	904206	4	LOCKWASHER, 3/8"	
9	076917	1	FRAME, back cushion (Effective with tractor #1228)	
10	077394	1	CUSHION, left arm rest (Standard)	
	077388	1	CUSHION, left arm rest (Special. For tractors equipped with Heavy-Duty Filters)	
11	050552	1	LOCK, left arm rest cushion, rear (Used prior to tractor #1678)	
12	035244	2	CAPSCREW, 3/8" NC x 3/4"	
	904206	2	LOCKWASHER, 3/8"	
13	050539	1	LOCK, left arm rest cushion, front (Used prior to tractor #1678)	
14	035244	2	CAPSCREW, 3/8" NC x 3/4"	
	904206	2	LOCKWASHER, 3/8"	
15	069538	1	CUSHION, right arm rest	
16	075783	2	STRIP, spacing, right arm rest cushion (neoprene)	
17	074769	1	LOCK, right arm rest cushion, rear	
	914812	2	CAPSCREW, fl-hd., 3/8" NC x 5/8"	
18	074768	1	LOCK, right arm rest cushion, front	
	914812	2	CAPSCREW, fl-hd., 3/8" NC x 5/8"	
19	050551	1	BLOCK, retaining, left arm rest cushion	
20	050510	1	CAPSCREW (1/2" NF x 1-1/2" drilled end)	
	904208	1	LOCKWASHER, 1/2"	
	900802	1	PIN, cotter, 3/32" x 1"	
21	057649	1	BOX, left battery (Standard)	
	074315	1	BOX, left battery (Special. For tractors equipped with Heavy-Duty Filters)	
22	070469	2	CAPSCREW, 1/2" NF x 1-1/4"	} 1 less used prior to tractor #1228
	910244	2	WASHER, plain, SAE std., 1/2"	
	904208	2	LOCKWASHER, 1/2"	
	911043	2	NUT, 1/2" NF	
23	074750	1	BOX, right battery (Used prior to tractor #1166)	
	075973	1	BOX, right battery (Effective with tractor #1166)	
24	070469	6	CAPSCREW, 1/2" NF x 1-1/4"	} 1 less used prior to tractor #1228
	910244	10	WASHER, plain, SAE std., 1/2"	
	904208	2	LOCKWASHER, 1/2"	
	911043	6	NUT, 1/2" NF	
24	074749	1	PLATE, cover, right battery box (Used prior to tractor #1166)	
	075975	1	PLATE, cover, right battery box (Effective with tractor #1166)	
26	070467	4	CAPSCREW, 1/2" NF x 1"	
	904208	4	LOCKWASHER, 1/2"	
27	073660	1	BOX, tool	

NOTE: See PAINTING AND MARKING for identification transfer which is applied to sides of battery boxes.



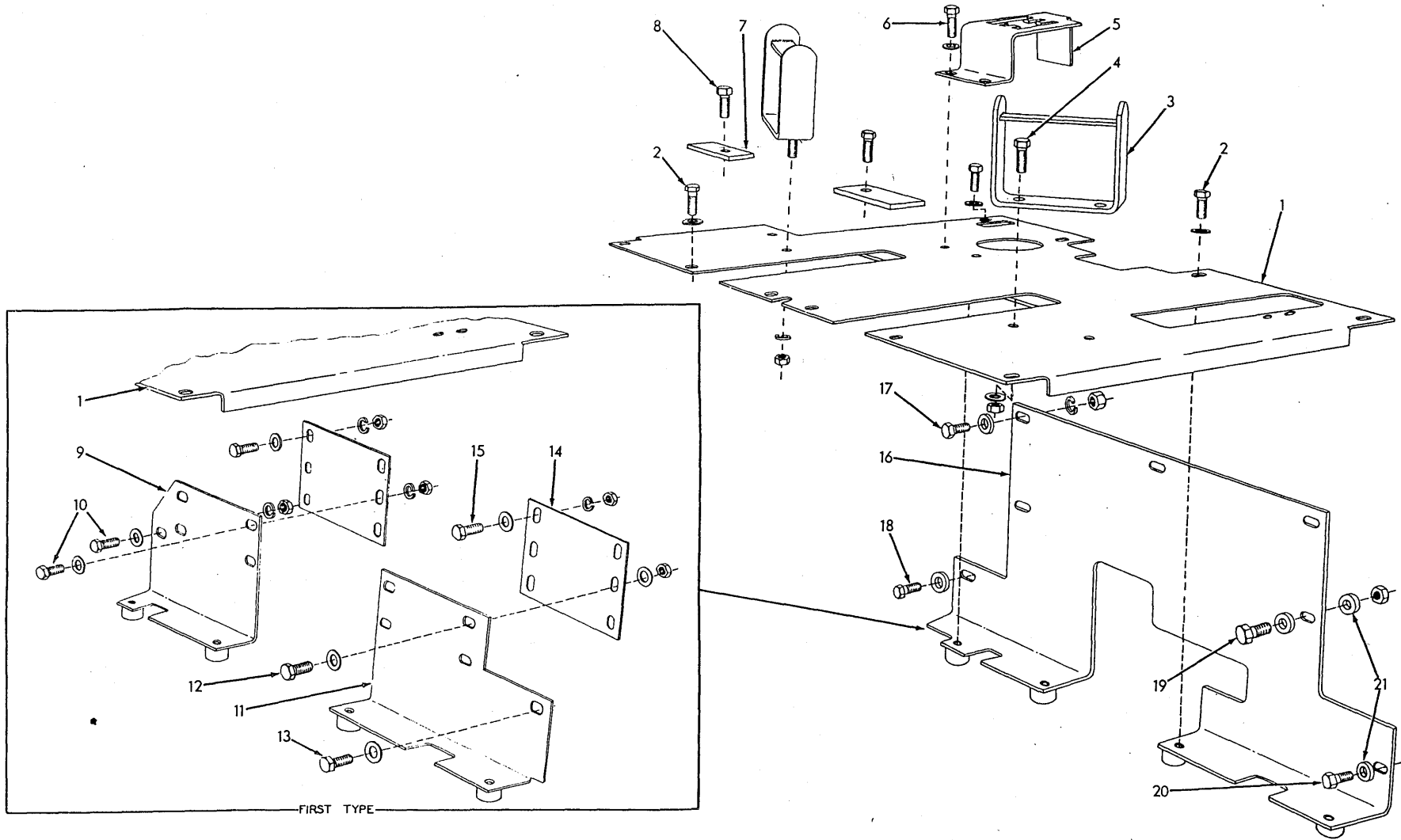
SEAT (Late Model HD9F and late Model HD9G)

## SEAT

\* Model HD9F tractors effective with serial No. 3924.

\*\* Model HD9G tractors effective with serial No. 5116.

ITEM	PART QUANTITY		DESCRIPTION	KIT NUMBER	
	NUMBER	* **			
1	083358	- 1	FRAME, seat cushion		
2	035067	- 2	CAPSCREW, 1/2" NF x 2"		
3	070469	- 4	CAPSCREW, 1/2" NF x 1-1/4"		
4	035018	- 3	CAPSCREW, 1/2" NF x 1-1/2"		
5	064531	- 9	WASHER, plain		
	904208	- 3	LOCKWASHER, 1/2"		
	911043	- 3	NUT, 1/2" NF		
6	081476	1 -	FRAME, seat cushion		
7	035018	4 -	CAPSCREW, 1/2" NF x 1-1/2"		
8	064531	4 -	WASHER, plain		
	904208	4 -	LOCKWASHER, 1/2"		
	911043	4 -	NUT, 1/2" NF		
9	081462	1 -	BRACKET, frame supporting (Also serves as mounting bracket for Heavy-Duty Filters)		
10	035073	4 -	CAPSCREW, 1/2" NF x 1-3/4"		
11	064531	8 -	WASHER, plain		
	911043	4 -	NUT, 1/2" NF		
12	073660	1 1	BOX, tool		
13	080823	1 1	FRAME, back cushion		
14	070467	- 2	CAPSCREW, 1/2" NF x 1"		
15	035018	4 2	CAPSCREW, 1/2" NF x 1-1/2"		
16	064531	4 2	WASHER, plain		
	904208	4 2	LOCKWASHER, 1/2"		
	911043	4 4	NUT, 1/2" NF		
17	{	081090	1 1	BOX, battery (Standard)	
		083722	- 1	BOX, battery (Special. For tractors equipped with Heavy-Duty Filters)	
18	077394	1 1	CUSHION, arm rest		
19	050551	1 1	BLOCK, arm rest cushion retaining		
20		050510	1 1	CAPSCREW (1/2" NF x 1-1/2", drilled-end)	
		904208	1 1	LOCKWASHER, 1/2"	
		900802	1 1	PIN, cotter, 3/32" x 1"	
21	050542	1 1	CUSHION, seat		
22		050529	1 1	CUSHION, back (Includes 2 NUTS 911028)	
		911028	2 2	NUT, 1/2" NC	
23		035244	4 4	CAPSCREW, 3/8" NC x 3/4"	
		911115	4 4	WASHER, plain, SAE std., 3/8"	
		904206	4 4	LOCKWASHER, 3/8"	

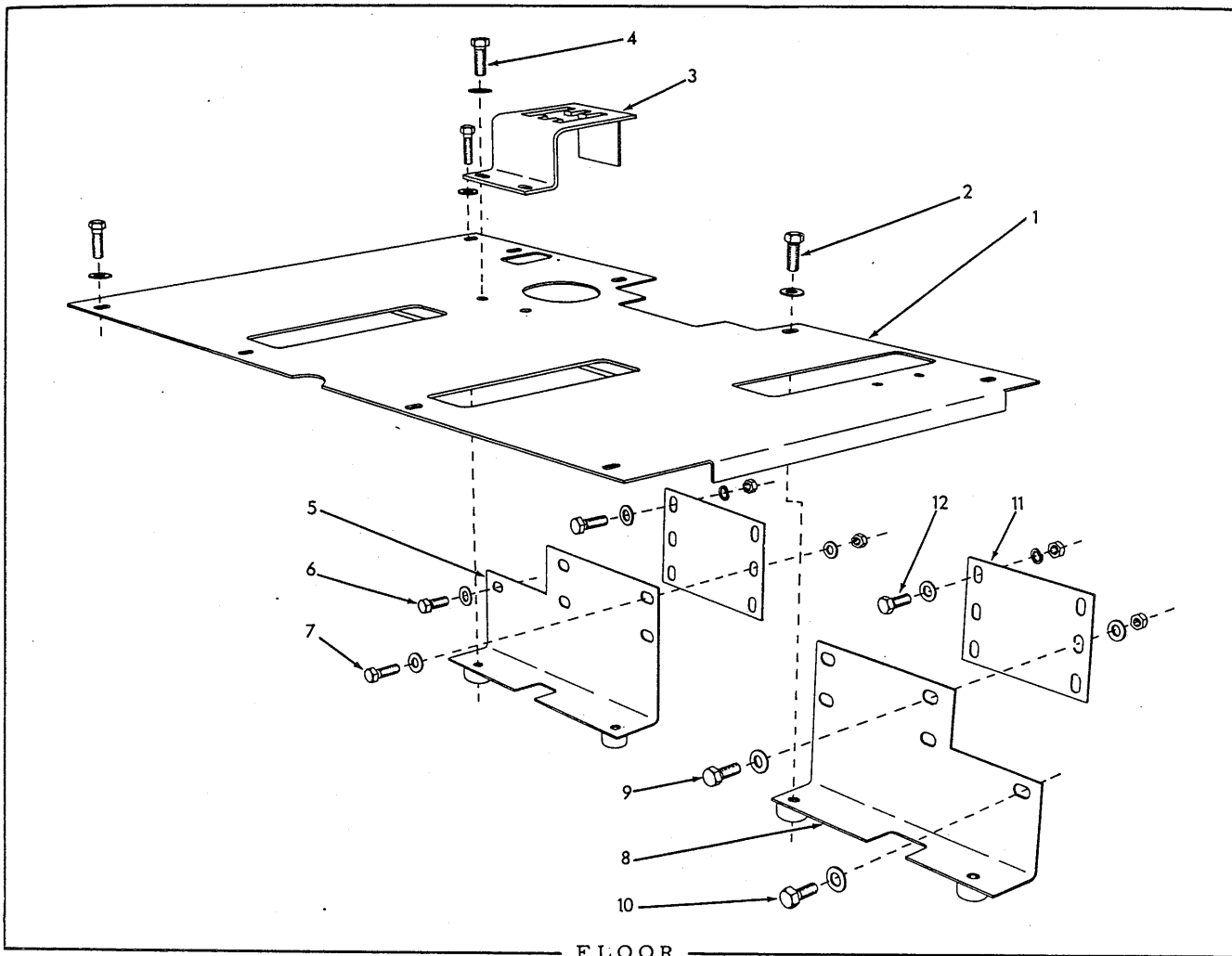


FLOOR (Models HD9F and HD9G)

FLOOR

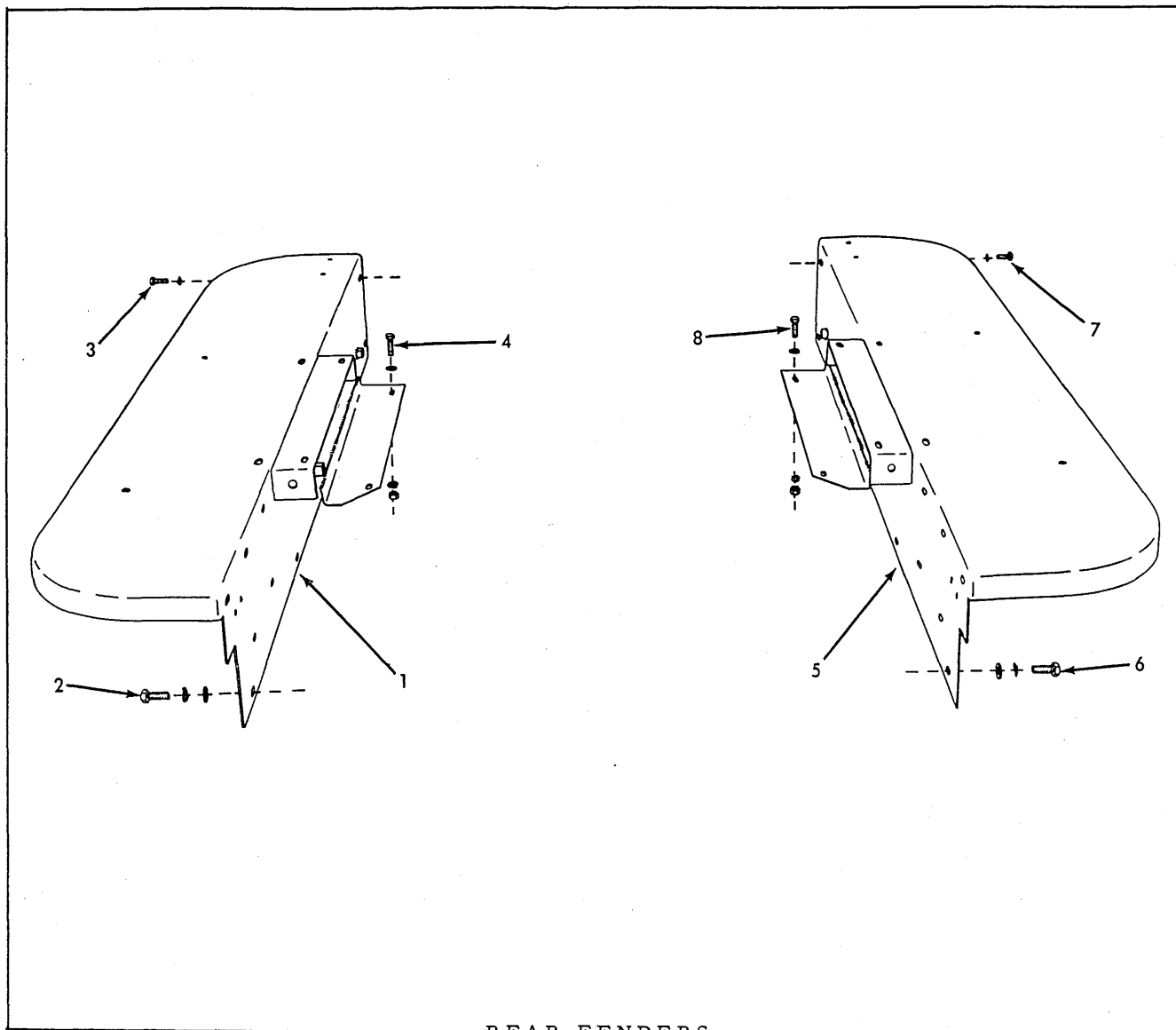
		* Model HD9F		** Model HD9G		
ITEM	PART NUMBER	QUANTITY	*	**	DESCRIPTION	KIT NUMBER
1	067580	1	-		PLATE, floor	
	082746	-	1		PLATE, floor (When making first replacement prior to tractor #5009 also order 1 ANGLE 082749)	
2	035061	8	7		CAPSCREW, 1/2"NC x 1-1/4" (6 used on Model HD9G tractors prior to #2254; 9 used on Model HD9G tractors #2254 thru #5115)	
	910244	8	7		WASHER, plain, SAE std., 1/2"	
3	054374	-	2		REST, foot (Effective with tractor #715)	
4	070469	-	4		CAPSCREW, 1/2"NF x 1-1/4"	
	904208	-	4		LOCKWASHER, 1/2"	
	911043	-	4		NUT, 1/2"NF	
5	073274	1	1		GUIDE, gear shift lever	
6	035061	2	2		CAPSCREW, 1/2"NC x 1-1/4"	
	910244	2	2		WASHER, plain, SAE std., 1/2"	
7	077864	-	2		PLATE, floor hold-down (Used prior to tractor #2254)	
8	035061	-	2		CAPSCREW, 1/2"NC x 1-1/4"	
NOTE: Items 9 thru 15 were used on Model HD9F tractors prior to serial No. 3924 and on Model HD9G tractors prior to serial No. 5116.						
9	067582	1	-		PLATE, floor supporting, right	
	074781	-	1		PLATE, floor supporting, right	
10	070469	2	3		CAPSCREW, 1/2"NF x 1-1/4"	
	035061	1	-		CAPSCREW, 1/2"NC x 1-1/4"	
	910244	5	5		WASHER, plain, SAE std., 1/2"	
	904208	-	1		LOCKWASHER, 1/2"	
	911043	2	3		NUT, 1/2"NF	
11	067584	1	-		PLATE, floor supporting, left	
	074783	-	1		PLATE, floor supporting, left	
12	070469	2	2		CAPSCREW, 1/2"NF x 1-1/4"	
13	035061	1	1		CAPSCREW, 1/2"NC x 1-1/4"	
	910244	5	5		WASHER, plain, SAE std., 1/2"	
	911043	2	2		NUT, 1/2"NF	
14	073469	2	2		PLATE (Supports floor plate when seat is in raised position)	
15	070469	4	4		CAPSCREW, 1/2"NF x 1-1/4"	
	910244	4	4		WASHER, plain, SAE std., 1/2"	
	904208	4	4		LOCKWASHER, 1/2"	
	911043	4	4		NUT, 1/2"NF	
NOTE: Items 16 thru 21 were used on Model HD9F tractors effective with serial No. 3924 and on Model HD9G tractors effective with serial No. 5116.						
16	081507	1	1		PLATE, floor supporting	
17	070469	5	3		CAPSCREW, 1/2"NF x 1-1/4"	
18	035061	2	1		CAPSCREW, 1/2"NC x 1-1/4"	
19	035018	-	1		CAPSCREW, 1/2"NF x 1-1/2"	
20	035190	-	1		CAPSCREW, 1/2"NC x 1-1/2"	
21	064531	-	7		WASHER, plain	
	910244	9	-		WASHER, plain, SAE std., 1/2"	
	904208	5	3		LOCKWASHER, 1/2"	
	911043	5	4		NUT, 1/2"NF	





USAGE: Model HD9B

ITEM	PART NUMBER	QTY.	DESCRIPTION	KIT NUMBER
1	067580	1	PLATE, floor	
2	035061	8	CAPSCREW, 1/2"NC x 1-1/4"	
	910244	8	WASHER, plain, SAE std., 1/2"	
3	073274	1	GUIDE, gear shift lever	
4	035061	2	CAPSCREW, 1/2"NC x 1-1/4"	
	910244	2	WASHER, plain, SAE std., 1/2"	
5	067582	1	PLATE, floor supporting, right	
6	035061	1	CAPSCREW, 1/2"NC x 1-1/4"	
	910244	1	WASHER, plain, SAE std., 1/2"	
7	070469	2	CAPSCREW, 1/2"NF x 1-1/4"	
	910244	4	WASHER, plain, SAE std., 1/2"	
	911043	2	NUT, 1/2"NF	
8	067584	1	PLATE, floor supporting, left	
9	070469	2	CAPSCREW, 1/2"NF x 1-1/4"	
	910244	4	WASHER, plain, SAE std., 1/2"	
	911043	2	NUT, 1/2"NF	
10	035061	1	CAPSCREW, 1/2"NC x 1-1/4"	
	910244	1	WASHER, plain, SAE std., 1/2"	
11	073469	2	PLATE (Supports floor plate when seat is in raised position)	
12	070469	4	CAPSCREW, 1/2"NF x 1-1/4"	
	910244	4	WASHER, plain, SAE std., 1/2"	
	904208	4	LOCKWASHER, 1/2"	
	911043	4	NUT, 1/2"NF	



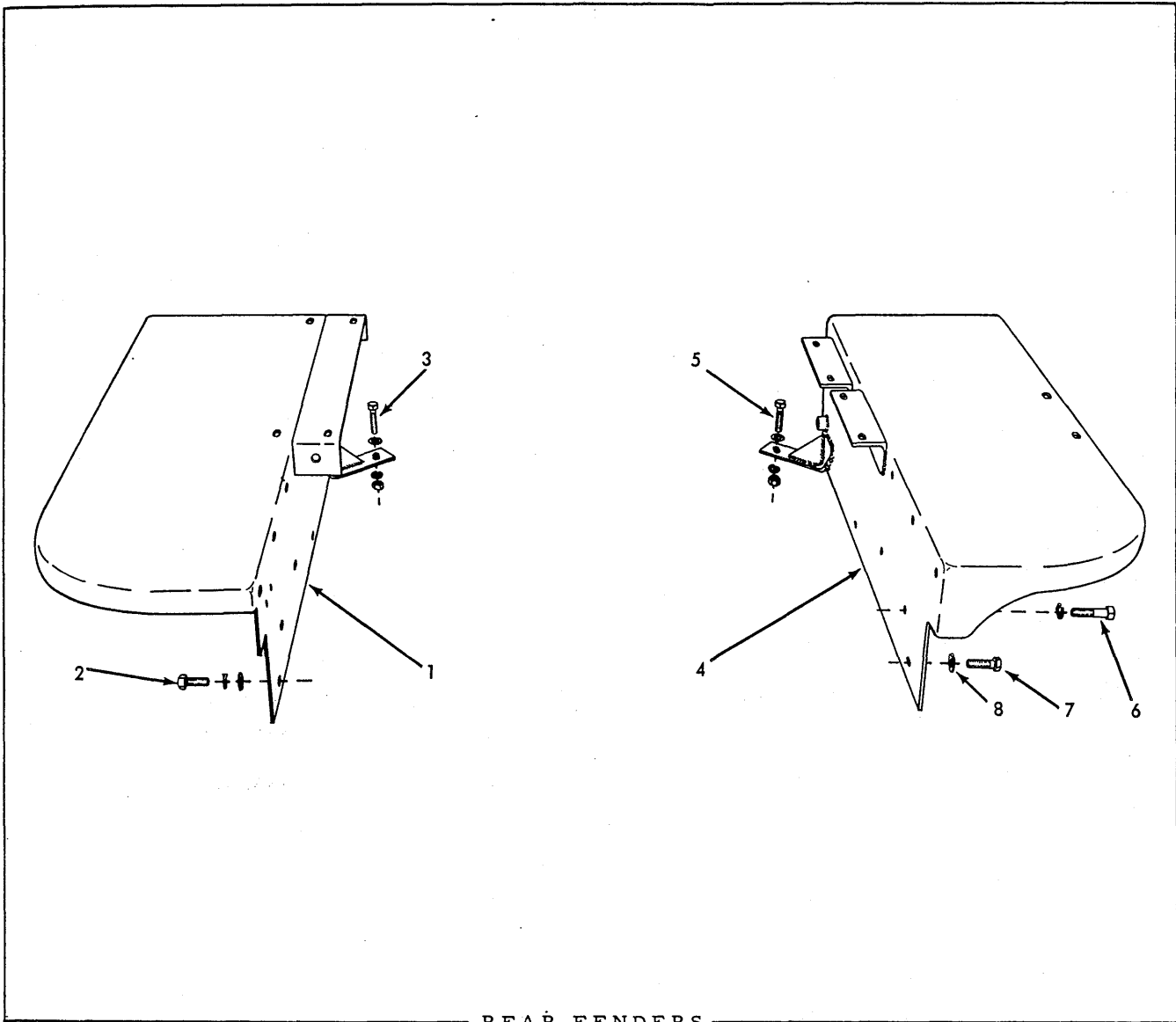
REAR FENDERS

USAGE: Model HD9B tractors; also Model HD9F tractors prior to serial No. 3924.

ITEM	PART NUMBER	QTY.	DESCRIPTION	KIT NUMBER
------	-------------	------	-------------	------------

NOTE: See page 189 for special fenders used with FUEL TANK AND SEAT GUARD.

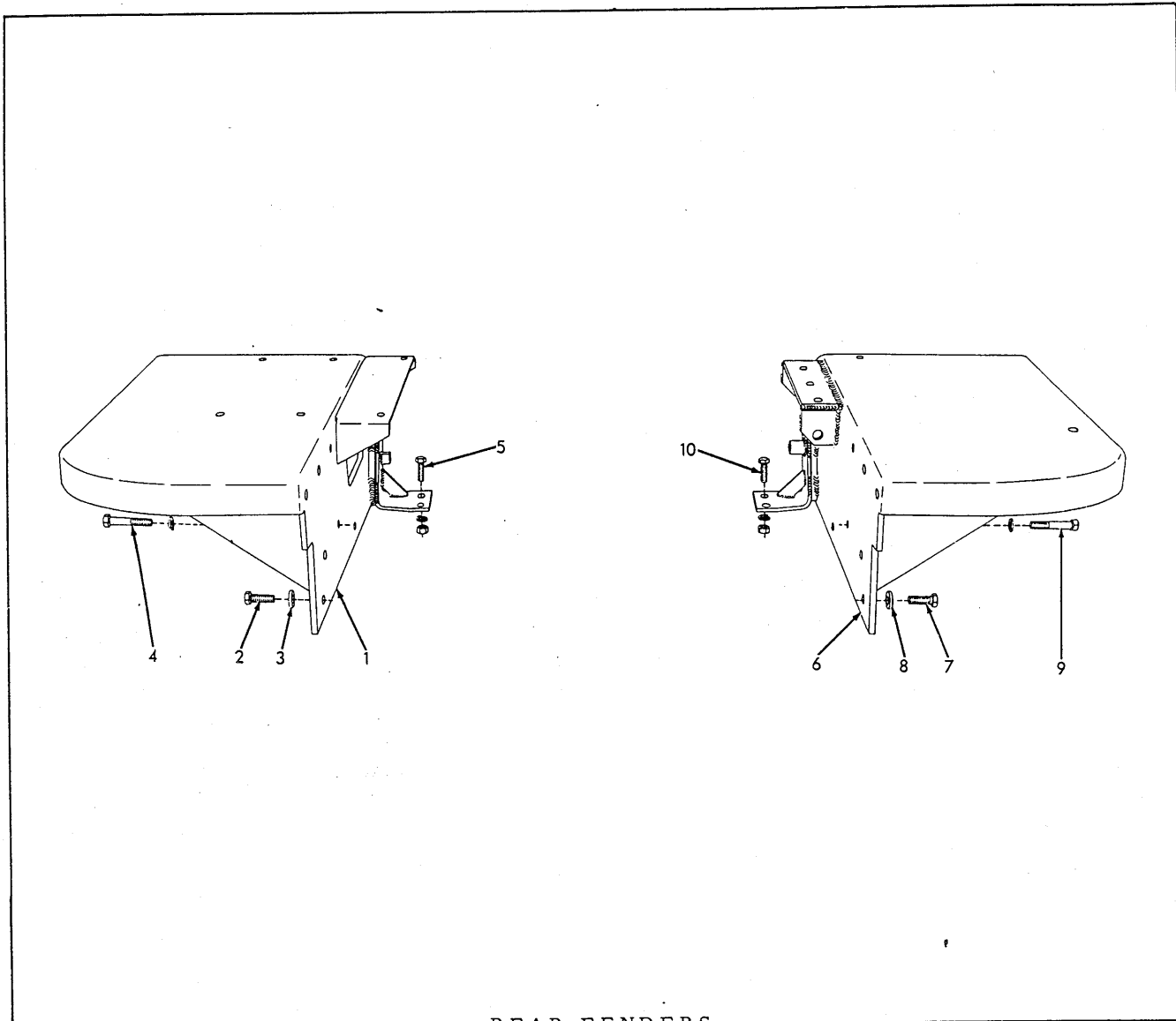
1	078223	1	FENDER, left	
2	070469	5	CAPSCREW, 1/2"NF x 1-1/4"	
3	070467	1	CAPSCREW, 1/2"NF x 1"	
4	035018	2	CAPSCREW, 1/2"NF x 1-1/2"	
	910244	8	WASHER, plain, SAE std., 1/2"	
	904208	8	LOCKWASHER, 1/2"	
	911043	3	NUT, 1/2"NF	
5	078224	1	FENDER, right	
6	070469	5	CAPSCREW, 1/2"NF x 1-1/4"	
7	070467	1	CAPSCREW, 1/2"NF x 1"	
8	035018	2	CAPSCREW, 1/2"NF x 1-1/2"	
	910244	8	WASHER, plain, SAE std., 1/2"	
	904208	8	LOCKWASHER, 1/2"	
	911043	3	NUT, 1/2"NF	



REAR FENDERS

USAGE: Model HD9G tractors prior to serial No. 5116.

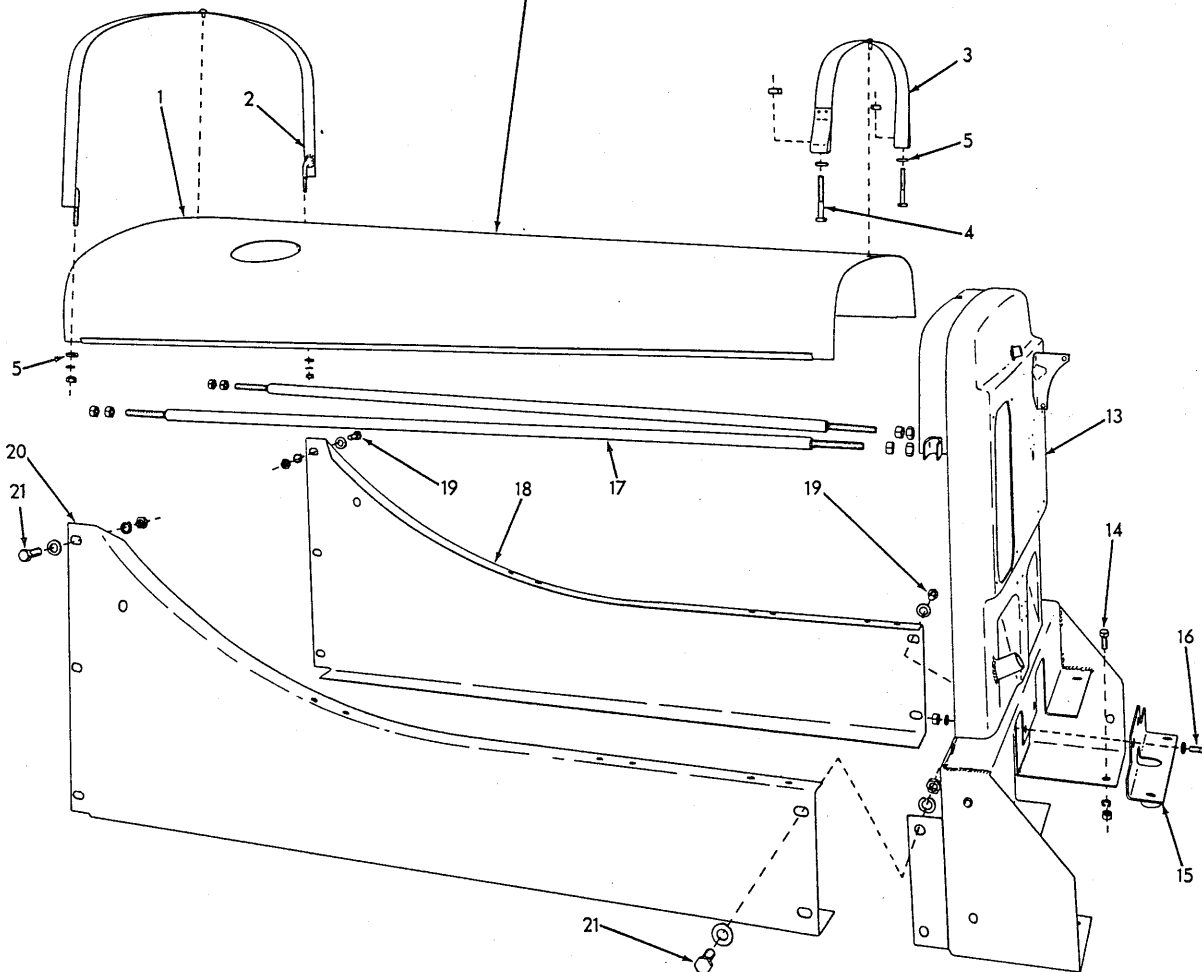
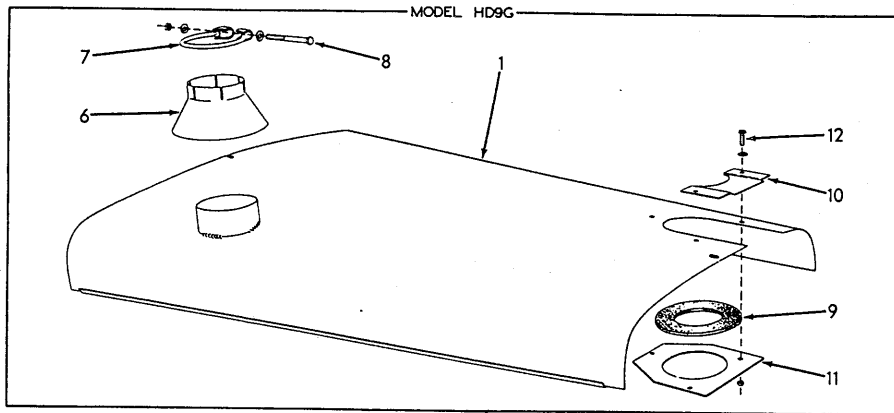
ITEM	PART NUMBER	QTY.	DESCRIPTION	KIT NUMBER
1	078281	1	FENDER, left	
2	070469	4	CAPSCREW, 1/2"NF x 1-1/4"	
3	035073	1	CAPSCREW, 1/2"NF x 1-3/4"	
	910244	5	WASHER, plain, SAE std., 1/2"	
	904208	5	LOCKWASHER, 1/2"	
	911043	1	NUT, 1/2"NF	
4	078227	1	FENDER, right	
5	035073	1	CAPSCREW, 1/2"NF x 1-3/4"	
6	035067	2	CAPSCREW, 1/2"NF x 2"	
	904208	3	LOCKWASHER, 1/2"	
	910244	1	WASHER, plain, SAE std., 1/2"	
	911043	1	NUT, 1/2"NF	
7	035018	2	CAPSCREW, 1/2"NF x 1-1/2"	
8	064531	2	WASHER, plain	



REAR FENDERS

USAGE: Model HD9F tractors effective with serial No. 3924 and Model HD9G tractors effective with serial No. 5116.

ITEM	PART NUMBER	QTY.	DESCRIPTION	KIT NUMBER
1	081071	1	FENDER, left	
2	035018	3	CAPSCREW, 1/2"NF x 1-1/2"	
3	064531	3	WASHER, plain	
4	035278	1	CAPSCREW, 1/2"NF x 2-3/4"	
	904208	1	LOCKWASHER, 1/2"	
5	035018	2	CAPSCREW, 1/2"NF x 1-1/2"	} Also attaches brake pedal retracting spring clip
	904208	2	LOCKWASHER, 1/2"	
	911043	2	NUT, 1/2"NF	
6	081072	1	FENDER, right	
7	035018	3	CAPSCREW, 1/2"NF x 1-1/2"	
8	064531	3	WASHER, plain	
9	035278	1	CAPSCREW, 1/2"NF x 2-3/4"	
	904208	1	LOCKWASHER, 1/2"	
10	035018	2	CAPSCREW, 1/2"NF x 1-1/2"	} Also attaches brake pedal retracting spring clip
	904208	2	LOCKWASHER, 1/2"	
	911043	2	NUT, 1/2"NF	



ENGINE HOOD, COWL AND FRONT FENDERS

ENGINE HOOD

\* Models HD9B and HD9F  
 \*\* Model HD9G

ITEM	PART NUMBER	QUANTITY	DESCRIPTION	KIT NUMBER
1	057903	1 -	HOOD, engine (See page 181 for special hood used with air pre-cleaner extension)	
	076862	- 1	HOOD, engine (Used prior to tractor #5116. When making first replacement prior to tractor #2879 also order items 6 thru 12)	
	083392	- 1	HOOD, engine (Effective with tractor #5116)	
2	067670	1 1	STRAP, front	
	911026	2 2	NUT, 3/8"NC	
	904206	2 2	LOCKWASHER, 3/8"	
3	057907	1 1	STRAP, rear (Used on HD9G tractors prior to #5116)	
	083388	- 1	STRAP, rear (Effective with tractor #5116)	
4	030809	2 2	BOLT, machine, sq-hd., 3/8" NC x 2-1/2" } Used on HD9G tractors prior to #5116	
	900405	2 2	NUT, square, 3/8"NC	
	046419	- 2	CAPSCREW, 3/8"NF x 2"(Effective with tractor #5116)	
5	044973	4 4	WASHER, plain	
NOTE: Items 6 thru 12 were used effective with tractor #2879.				
6	078758	- 1	SHIELD, dirt, exhaust pipe	
7	059400	- 1	CLAMP, exhaust pipe dirt shield	
8	052016	- 1	CAPSCREW, 3/8"NF x 4"	
	911115	- 2	WASHER, plain, SAE std., 3/8"	
	911041	- 1	NUT, 3/8"NF	
9	078840	- 1	SEAL, air stack (rubber)	
10	078847	- 1	PLATE, air stack seal retaining, upper	
11	078842	- 1	PLATE, air stack seal retaining, lower	
12	905657	- 3	CAPSCREW, 1/4"NC x 1"	
	900816	- 3	WASHER, plain, U.S. std., 1/2"	
	904204	- 3	LOCKWASHER, 1/4"	
	911024	- 3	NUT, 1/4"NC	

COWL

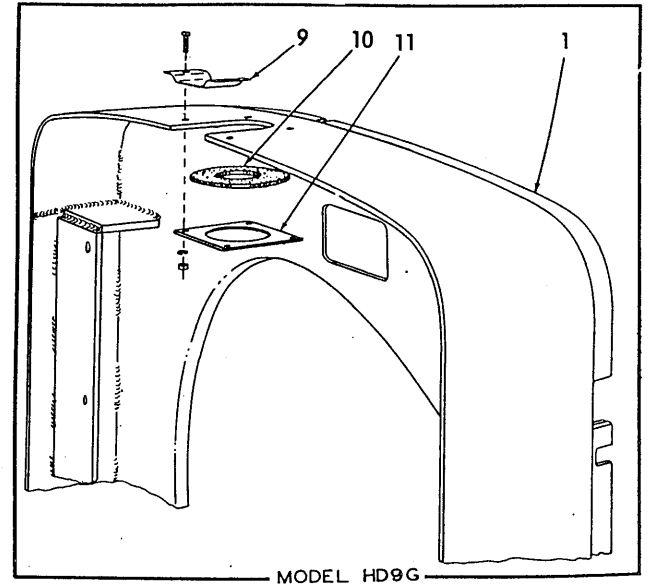
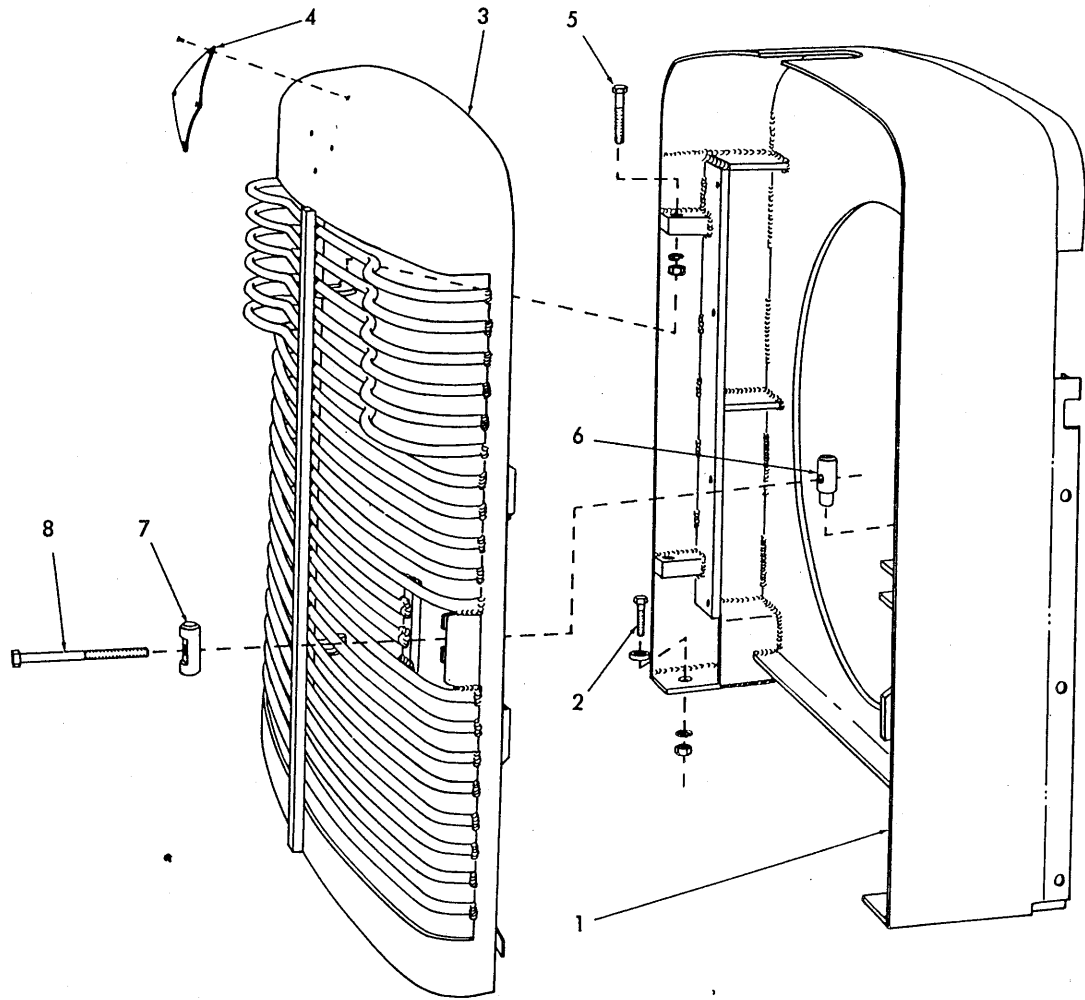
NOTE: Items 13 thru 16 were used on Model HD9G tractors prior to serial No. 5116 only. The cowl on later units is an integral part of the Tractomotive Stabilizer.

13	076549	1 -	COWL (See NOTE below)(When required for tractors prior to #2208 also order items 15 and 16)	
	076648	- 1	COWL (See NOTE below)(When required for tractors prior to #2254 also order items 15 and 16)	
14	070469	4 4	CAPSCREW, 1/2"NF x 1-1/4"	
	904208	4 4	LOCKWASHER, 1/2"	
	911043	4 4	NUT, 1/2"NF	

NOTE: The following parts are required to change the throttle control from the left to the right side and must be ordered when replacing cowl on early machines.

U-3188	1	CAPSCREW, throttle lever
036034	2	CAPSCREW, throttle mounting
040796	1	CLIP, oil gauge tube
073809	1	CLIP, thermo gauge tube
076544	1	LEVER, throttle operating
077139	1	ROD, engine shut-off
077166	1	LEVER, engine shut-off rod
077173	1	LEVER AND SHAFT, throttle
077177	1	BRACKET, throttle shaft
077200	1	DRUM AND SHAFT, throttle
077201	1	ROD, throttle control
905121	2	KEY, woodruff, #5

(Continued)



RADIATOR SHELL

C O W L (Continued)

\* Models HD9B and HD9F

\*\* Model HD9G

ITEM	PART NUMBER	QUANTITY	* **	DESCRIPTION	KIT NUMBER
15	079269	1	-	ANGLE, floor plate supporting (Effective with tractor #2208)	
	082749	-	1	ANGLE, floor plate supporting (Effective with tractor #2254)	
16	070467	2	2	CAPSCREW, 1/2"NF x 1"	
	904208	2	2	LOCKWASHER, 1/2"	
	911043	2	2	NUT, 1/2"NF	
17	057904	2	2	ROD, bracing (Used prior to tractor #1963)	
	911043	8	8	NUT, 1/2"NF	

NOTE: See PAINTING AND MARKING for instruction transfers which are applied to the dash and instruction plates which are attached to the cowl.

FRONT FENDERS

18	057902	1	-	FENDER, right	
	075682	-	1	FENDER, right	
19	070469	5	2	CAPSCREW, 1/2"NF x 1-1/4"	
	910244	5	2	WASHER, plain, SAE std., 1/2"	
	904208	5	2	LOCKWASHER, 1/2"	
	911043	5	2	NUT, 1/2"NF	
20	057901	1	-	FENDER, left	
	074796	-	1	FENDER, left	
21	070469	5	2	CAPSCREW, 1/2"NF x 1-1/4"	
	910244	5	2	WASHER, plain, SAE std., 1/2"	
	904208	5	2	LOCKWASHER, 1/2"	
	911043	5	2	NUT, 1/2"NF	

RADIATOR SHELL

1	075897	1	-	SHELL, radiator	
	079570	-	1	SHELL, radiator	
2	035073	4	4	CAPSCREW, 1/2"NF x 1-3/4"	} Used prior to tractor #4710
	910244	4	4	WASHER, plain, SAE std., 1/2"	
	035067	4	4	CAPSCREW, 1/2"NF x 2"	} Effective with tractor #4710
	064531	4	4	WASHER, plain	
	904208	4	4	LOCKWASHER, 1/2"	
	911043	4	4	NUT, 1/2"NF	

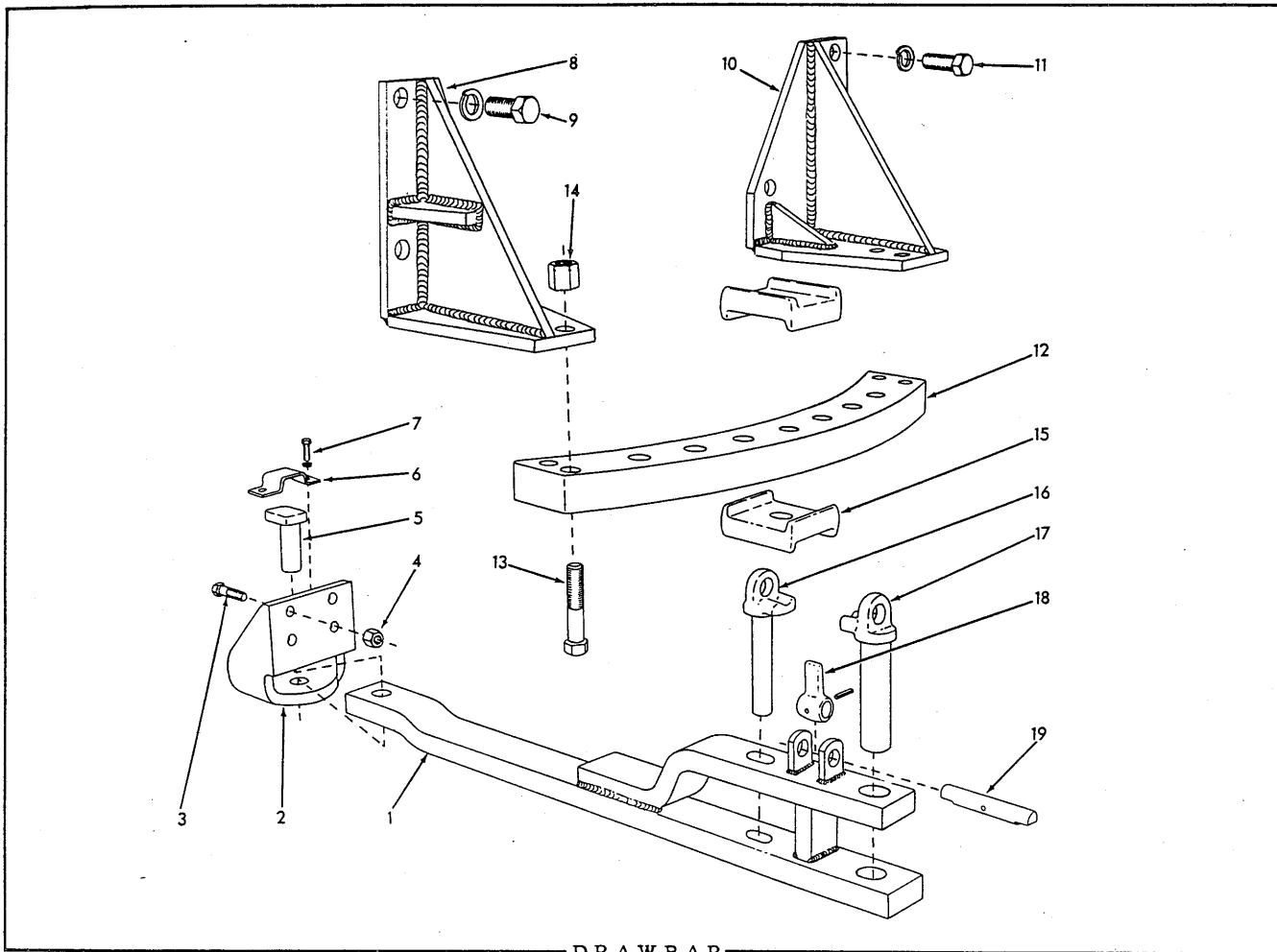
NOTE: Items 3 thru 8 are not used when Heavy Radiator Guard is installed.

3	057785	1	-	GRILLE, radiator protecting	
4	068642	1	-	MONOGRAM,"A-C"	
	911578	4	-	RIVET, fl-hd., 3/16" x 1/4"	
5	057605	2	-	CAPSCREW, radiator grille hinge (1/2"NF x 2-3/4")	
	904208	2	-	LOCKWASHER, 1/2"	
	911043	2	-	NUT, 1/2"NF	
6	054897	1	-	PIN, grille latching screw (threaded hole)	
7	054899	1	-	PIN, grille latching screw (plain hole)	
8	054896	1	-	CAPSCREW, grille latching (1/2"NF x 5")	
	904208	1	-	LOCKWASHER, 1/2"	

NOTE: Items 9 thru 11 were first used on tractor serial No. 2906 and are recommended for installation on earlier units also.

9	078841	-	1	PLATE, radiator neck seal, upper	
10	078844	-	1	SEAL, radiator neck	
11	078843	-	1	PLATE, radiator neck seal, lower	
	905657	-	4	CAPSCREW, 1/4"NC x 1"	
	904204	-	4	LOCKWASHER, 1/4"	
	911024	-	4	NUT, 1/4"NC	





DRAWBAR

ITEM	PART NUMBER	QTY.	DESCRIPTION	KIT NUMBER
1	056711	1	DRAWBAR	
2	056707	1	BRACKET, hinge pin	
3	012984	4	CAPSCREW, 3/4"NF x 2-3/4"	
4	012767	4	NUT, high, 3/4"NF	
5	080667	1	PIN, hinge	
6	050447	1	PLATE, hinge pin retaining	
7	070469	2	CAPSCREW, 1/2"NF x 1-1/4"	
	904208	2	LOCKWASHER, 1/2"	
8	064413	1	BRACKET, supporting plate, left	
9	073468	3	CAPSCREW, 1"NF x 2-1/2"	
	910916	3	LOCKWASHER, 1"	
10	064414	1	BRACKET, supporting plate, right	
11	073468	3	CAPSCREW, 1"NF x 2-1/2"	
	910916	3	LOCKWASHER, 1"	
12	058759	1	PLATE, supporting	
13	036546	4	CAPSCREW, 1"NF x 4-1/4"	
14	600236	4	NUT, high, 1"	
15	056706	2	SHOE, wear	
16	056702	1	PIN, drawbar locking	
17	059007	1	PIN, drawbar coupling	
18	051352	1	ARM, locking, drawbar pins	
	915504	1	PIN, roll, 5/16" x 1-3/4"	
19	078867	1	SHAFT, locking arm (When making first replacement on tractors prior to #1985 also order 1 PIN 915504)	

PAINTING AND MARKING  
(Not Illustrated)

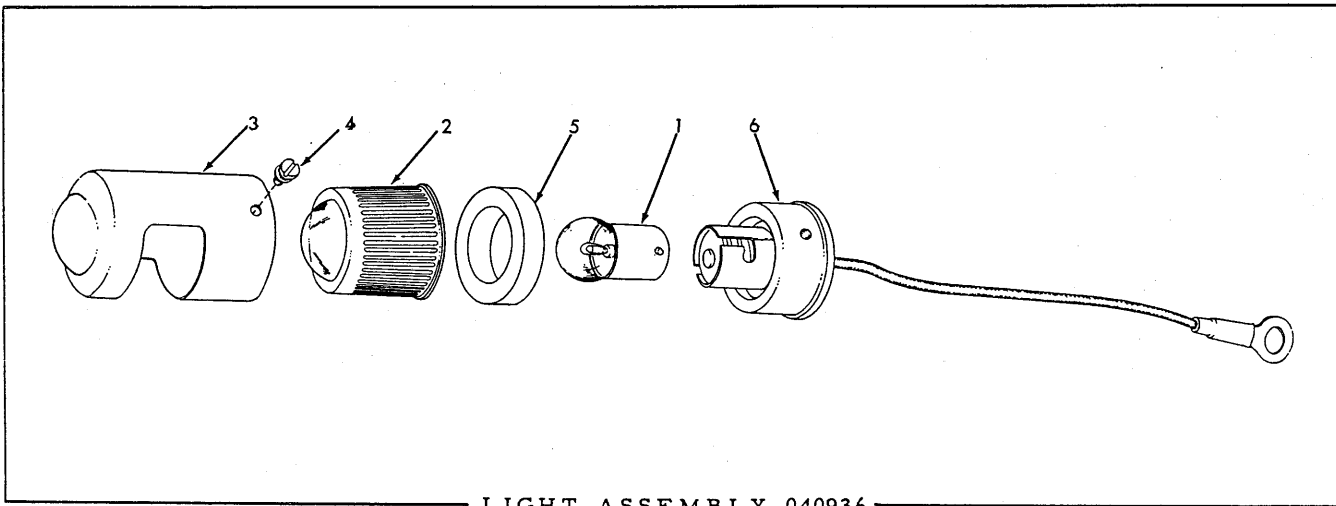
ITEM	PART NUMBER	QTY.	DESCRIPTION	KIT NUMBER
1	914932	-	ENAMEL, persian orange, quart can	For spraying. Approx. requirements: 4 gal. for HD9B and HD9F; 5-1/2 gal. for HD9G.  For brushing
2	914966	-	ENAMEL, persian orange, gallon can	
3	914933	-	ENAMEL, persian orange, quart can	
4	914967	-	ENAMEL, persian orange, gallon can	
5	915884	-	ENAMEL, persian orange, 12 ounce pressurized spray-type can (For touch-up)	
NOTE: All plates and transfers listed below are English language printings unless otherwise indicated.				
6	059696	1	PLATE, general instruction (7-1/2" x 7-9/16")(Attached to right side of cowl)	
	076310	1	PLATE, general instruction (French translation. 7-1/2" x 7-9/16") (Attached to right side of cowl)	
	076309	1	PLATE, general instruction (Spanish translation. 7-1/2" x 7-9/16") (Attached to right side of cowl)	
	034076	4	SCREW, thread-cutting, cross-re ssed-hd., #8 x 1/2"	
7	059698	1	PLATE, instruction, gear shifting (2-5/8" x 3-1/2")(Attached to dash)	
	034076	4	SCREW, thread-cutting, cross-recessed-hd., #8 x 1/2"	
8	069410	1	*TRANSFER, caution, engine lubricating oil (1-1/2" x 2-3/8") (Applied to oil filler tube) . . . . .	086773
9	077246	1	*TRANSFER, caution, engine shut-off (1" x 3")(Applied to dash) . . . . .	086773
10	068832	2	*TRANSFER, name, "ALLIS-CHALMERS" (3-3/4" x 30-1/4") (Applied to engine hood) . . . . .	086773
11	040851	3	*TRANSFER, name, "ALLIS-CHALMERS" (2-1/2" x 19-1/4") (Applied to sides of seat and rear of fuel tank. One less used on Model HD9G) . . . . .	086773
12	080182	3	*TRANSFER, identification, "HD9 DIESEL" (2-1/2" x 16-3/4") (Applied to sides of seat and rear of fuel tank. One less used on Model HD9G) . . . . .	086773
13	078708	1	*TRANSFER, instruction, 1st stage fuel filter (1-1/8" x 3-1/2") (Applied to fuel filter) . . . . .	086773
	074735	1	*TRANSFER, instruction, 2nd stage fuel filter (2-1/4" x 3")(Applied to fuel filter) . . . . .	086773
	074581	2	*TRANSFER, instruction, fuel filter (Spanish translation, 1-7/16" x 4")(Applied to either 1st or 2nd stage fuel filter)	
14	074729	1	*TRANSFER, instruction, oil filter (2-1/4" x 1-1/2")(Applied to engine oil filter) . . . . .	086773
	074582	1	*TRANSFER, instruction, oil filter (Spanish translation, 1-1/8" x 4")(Applied to engine oil filter)	
15	050842	1	TRANSFER, instruction, air cleaner (1-1/2" x 3-3/4")(Applied to air cleaner) . . . . .	086773
	074578	1	*TRANSFER, instruction, air cleaner (Spanish translation, 1-5/8" x 4")(Applied to air cleaner)	
16	050838	1	TRANSFER, instruction, air pre-cleaner (Applied to air pre-cleaner) . . . . .	086773
	074577	1	*TRANSFER, instruction, air pre-cleaner (Spanish translation, 1-5/8" x 4")(Applied to air pre-cleaner)	
17	069407	1	*TRANSFER, instruction, engine primer (1-3/4" x 6")(Applied to dash) . . . . .	086773

(Continued)

PAINTING AND MARKING (Continued)

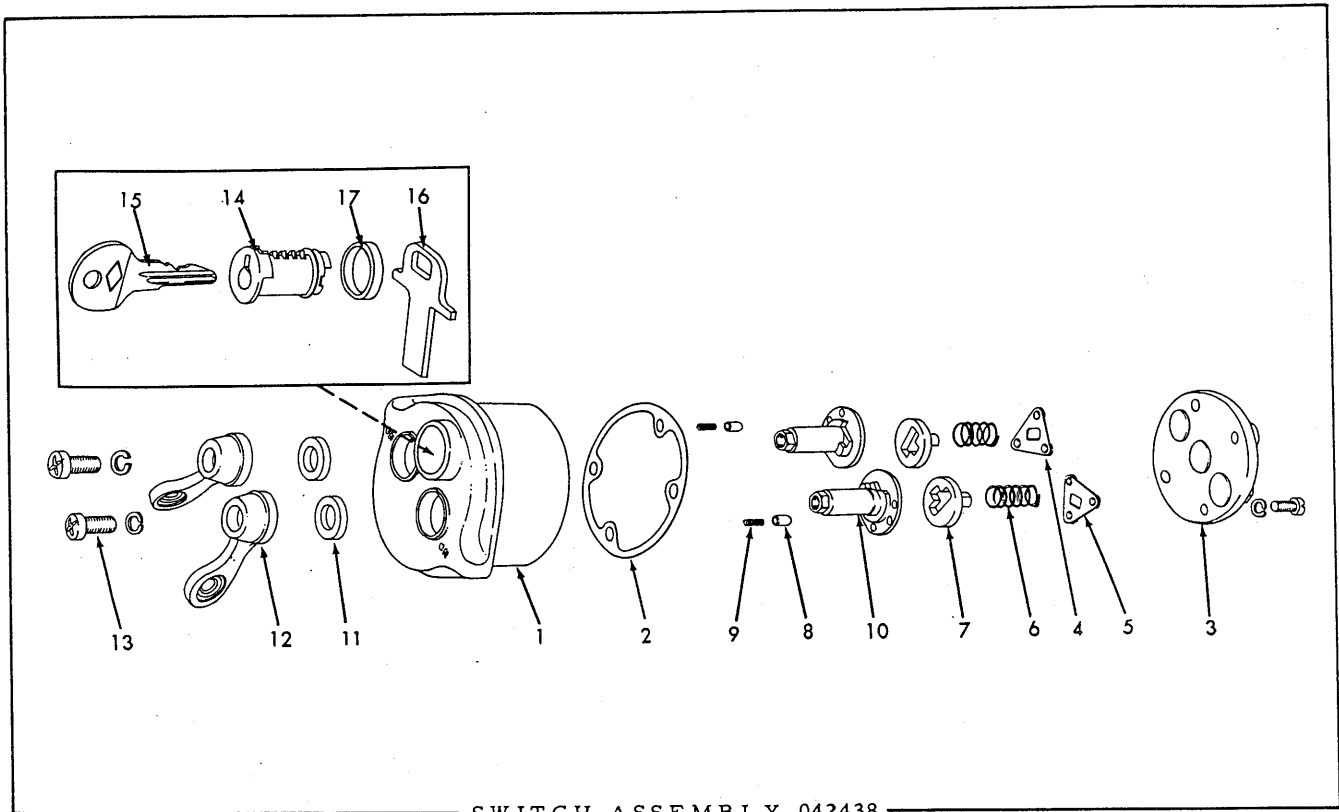
ITEM	PART NUMBER	QTY.	DESCRIPTION	KIT NUMBER
18	053624	1	TRANSFER, instruction, air heater operation (2" x 6")(Applied to dash) . . . . .	086773
	074579	1	*TRANSFER, instruction, air heater operation (Spanish translation, 2" x 6")(Applied to dash)	
19	081776	1	*TRANSFER, warning, special heavy-duty oil filter (Includes Portuguese translation, 2" x 10")(Applied to filter)	
	081777	1	*TRANSFER, warning, special heavy-duty oil filter (French and Spanish translation, 2" x 10")(Applied to filter)	
20	067937	-	CEMENT, transfer application, 1/2 pint jar (Makes solution by adding 4 parts water. Required to apply transfers indicated by asterisk (*) above)	
21	-----	1	MONOGRAM, radiator (See RADIATOR SHELL and HEAVY RADIATOR GUARD)	

\*Indicates permanent-type transfer. See item 20)



NOTE: See page 157 for listing of complete Light Assembly.

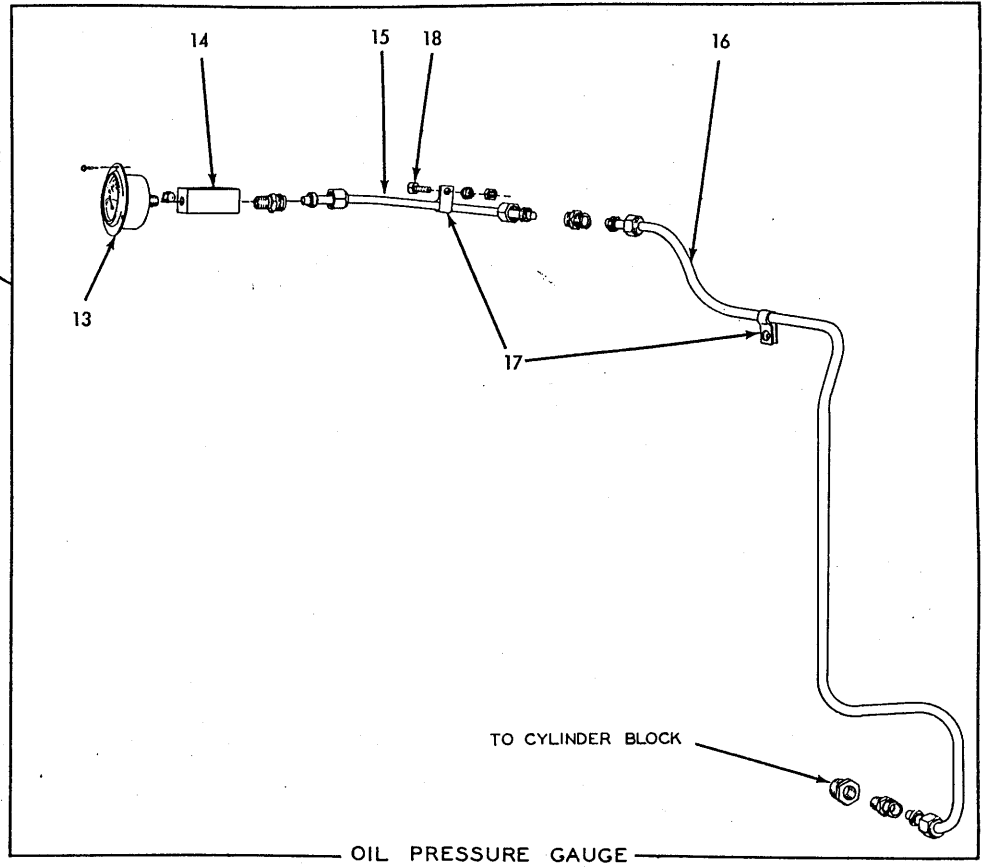
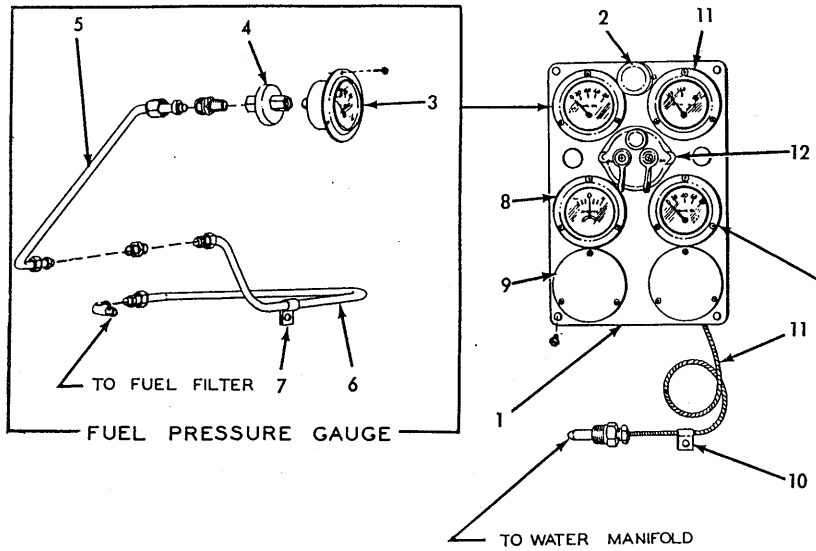
ITEM	PART NUMBER	QTY.	DESCRIPTION	KIT NUMBER
1	048799	1	BULB, incandescent, single contact, 3 c. p., 12 volts	
2	040974	1	GLASS	
3	040973	1	COVER, bulb	
4	044211	2	SCREW	
5	040969	1	GASKET, bulb cover	
6	-----	1	BASE ASSEMBLY (Not serviced separately. Order complete LIGHT ASSEMBLY 040936)	



SWITCH ASSEMBLY 042438

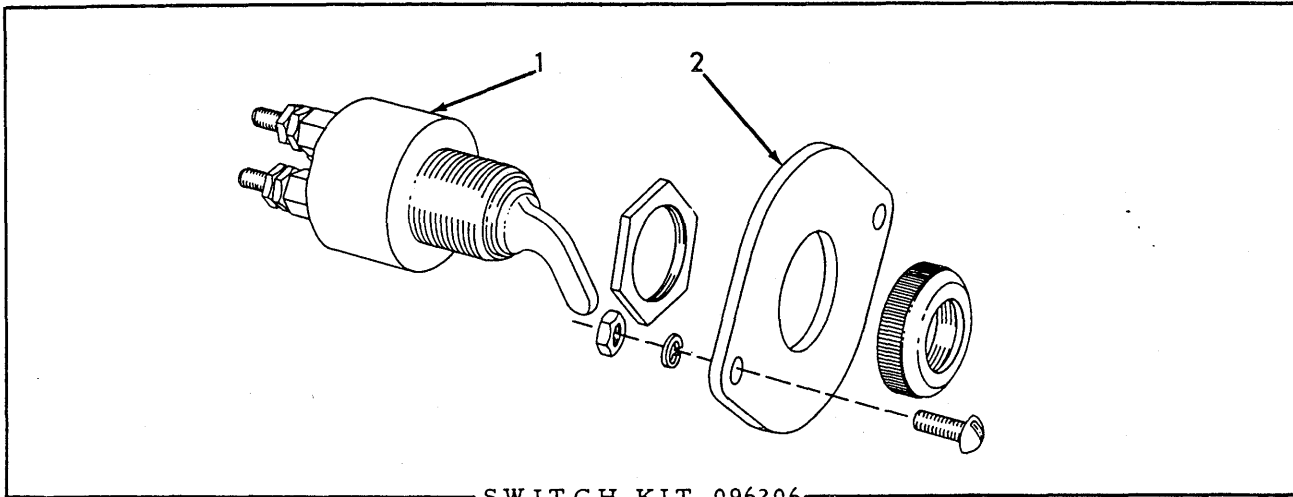
NOTE: See page 157 for listing of complete Switch Assembly.

ITEM	PART NUMBER	QTY.	DESCRIPTION	KIT NUMBER
1	042458	1	HOUSING ASSEMBLY (Includes expansion PLUG)	
2	042489	1	GASKET, housing	
3	042459	1	BACK ASSEMBLY (Includes terminal NUTS)	
	913885	4	SCREW, machine, fil-hd., #10-32NF x 7/16"	
	904203	4	LOCKWASHER, #10	
4	042462	1	CONTACT, ignition	
5	042463	1	CONTACT, lights	
6	042491	2	SPRING, contact	
7	042460	2	SUPPORT, contact	
8	042493	2	CUP, ratchet	
9	042492	2	SPRING, ratchet cup (small)	
10	042461	2	SHAFT, operating lever	
11	042490	2	WASHER, operating lever shaft (felt)	
12	042464	2	LEVER, operating	
13	042494	2	SCREW (cross-recessed fil-hd., #10 x 7/16")	
	904203	2	LOCKWASHER, #10	
NOTE: Items 14 thru 17 comprise the LOCK ARRANGEMENT which is available as special equipment.				
14	042635	1	LOCK ASSEMBLY (Includes item 15)	
15	042643	2	KEY, lock	
16	042634	1	PLATE, lock	
17	042633	1	COLLAR, lock	



## INSTRUMENTS

ITEM	PART NUMBER	QTY.	DESCRIPTION	KIT NUMBER
1	057573	1	PLATE, instrument mounting	
	917803	4	SCREW, thread-cutting, 1/4" x 5/8" (Includes lockwasher)	
2	040936	1	LIGHT ASSEMBLY, instrument panel (See page 154 for service parts)	
	042504	3	SCREW, thread-cutting, cross-recessed-hd., #8-32NC x 3/8"	
	906964	3	LOCKWASHER, #8	
3	079837	1	GAUGE, fuel pressure	
	918210	3	SCREW, thread cutting, #6 x 1/2" (Includes lockwasher)	
4	069674	1	RESTRICTOR, fuel pressure gauge	
5	064475	1	TUBE, fuel pressure gauge, rear section	
	915368	1	CONNECTOR, Sealastic, 3/8" tube, 1/4" NPT male	
	918325	2	NUT, Sealastic, 3/8" tube	
	915367	2	RING, Sealastic, 3/8" tube (Includes ferrule)	
	915386	1	UNION, Sealastic, 3/8" tube	
6	057814	1	TUBE, fuel pressure gauge, front section	
	918325	2	NUT, Sealastic, 3/8" tube	
	915367	2	RING, Sealastic, 3/8" tube (Includes ferrule)	
	915369	1	ELBOW, Sealastic, 90°, 3/8" tube, 1/4" NPT male	
7	043030	1	CLIP, fuel pressure gauge tube (closed type, 3/8" diam., 9/16" bolt-hole)	
8	066942	1	AMMETER	
	918210	3	SCREW, thread-cutting, #6 x 1/2" (Includes lockwasher)	
9	050751	2	COVER, instrument hole	
	918210	6	SCREW, thread-cutting, #6 x 1/2" (Includes lockwasher)	
10	073809	1	CLIP, temperature gauge tube (closed type, 3/16" diam., 13/32" bolt-hole)	
11	079836	1	GAUGE, engine temperature	
	918210	3	SCREW, thread-cutting, #6 x 1/2" (Includes lockwasher)	
12	042438	1	SWITCH, combination, air heater ignition and lights (See page 155 for service parts)	
	042504	2	SCREW, thread-cutting, cross-recessed-hd., #8-32NC x 3/8"	
	906964	2	LOCKWASHER, #8	
13	066943	1	GAUGE, oil pressure	
	918210	3	SCREW, thread-cutting, #6 x 1/2" (Includes lockwasher)	
14	069713	1	TEE, oil pressure gauge (1/4" NPT side, 1/8" NPT female ends)	
	901652	1	PLUG, pipe, 1/4" NPT (Not used on tractors equipped with Hour Meter)	
15	076411	1	TUBE, oil pressure gauge, upper (Not used on HD9G effective with tractor #5116)	
	083998	1	TUBE, oil pressure gauge, upper (Used only on HD9G effective with tractor #5116)	
	918325	2	NUT, Sealastic, 3/8" tube	
	915367	2	RING, Sealastic, 3/8" tube (Includes ferrule)	
	915368	1	CONNECTOR, Sealastic, 3/8" tube, 1/4" NPT male	
	915386	1	UNION, Sealastic, 3/8" tube	
16	076412	1	TUBE, oil pressure gauge, lower	
	918325	2	NUT, Sealastic, 3/8" tube	
	915367	2	RING, Sealastic, 3/8" tube (Includes ferrule)	
	915368	1	CONNECTOR, Sealastic, 3/8" tube, 1/4" NPT male	
	901839	1	BUSHING, pipe reducing, 1/2" NPT to 1/4" NPT	
17	040796	2	CLIP, oil pressure gauge tube (closed type, 3/8" diam., 13/32" bolt-hole)	
18	036032	1	CAPSCREW, 3/8" NF x 3/4"	
	904206	1	LOCKWASHER, 3/8"	
	911041	1	NUT, 3/8" NF	



SWITCH KIT 096206

USAGE: Service replacement for SWITCH ASSEMBLY 042438

ITEM	PART NUMBER	QTY.	DESCRIPTION	PACKAGE NUMBER
	096206	1	SWITCH KIT (Consists of items listed below)	
1	083920	1	SWITCH ASSEMBLY, lights and ignition (Includes mounting nuts)	
2	096205	1	PLATE, switch adapting	
	900553	2	SCREW, machine, #8-32NC x 1/2"	
	906964	2	LOCKWASHER, #8	
	907154	2	NUT, #8-32NC	

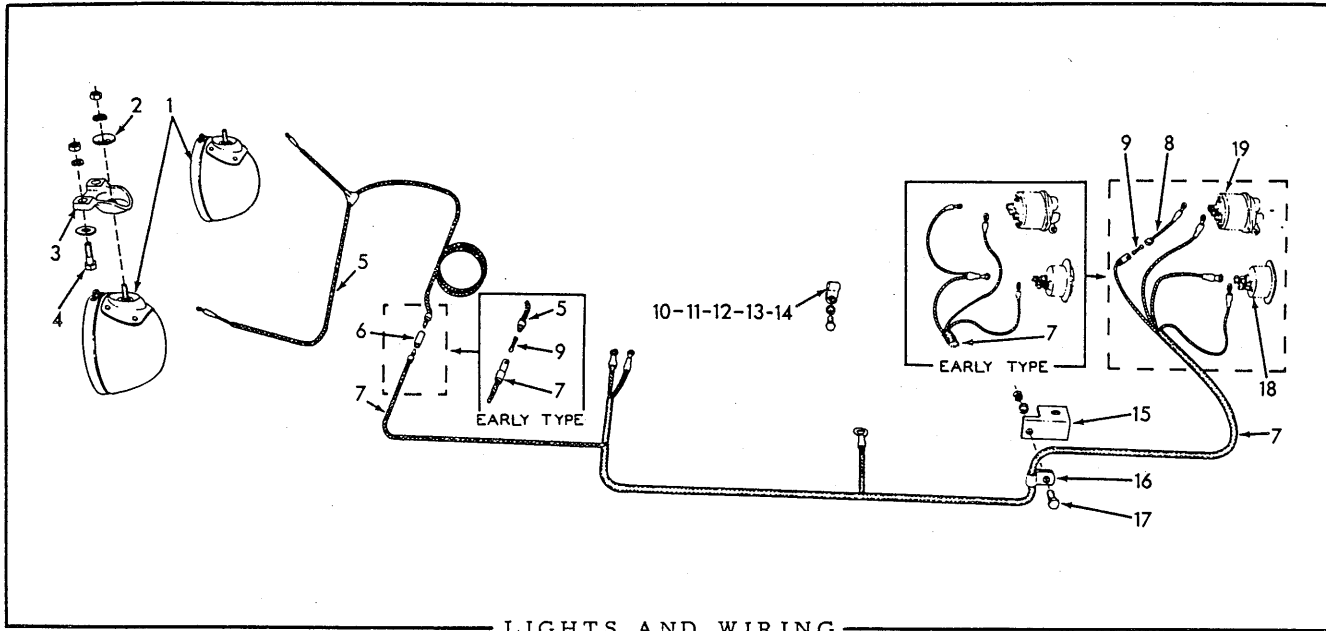
Listed below are the parts that are superseded by this kit:

042438	1	SWITCH, combination
042504	2	SCREW, switch mounting

MEMO

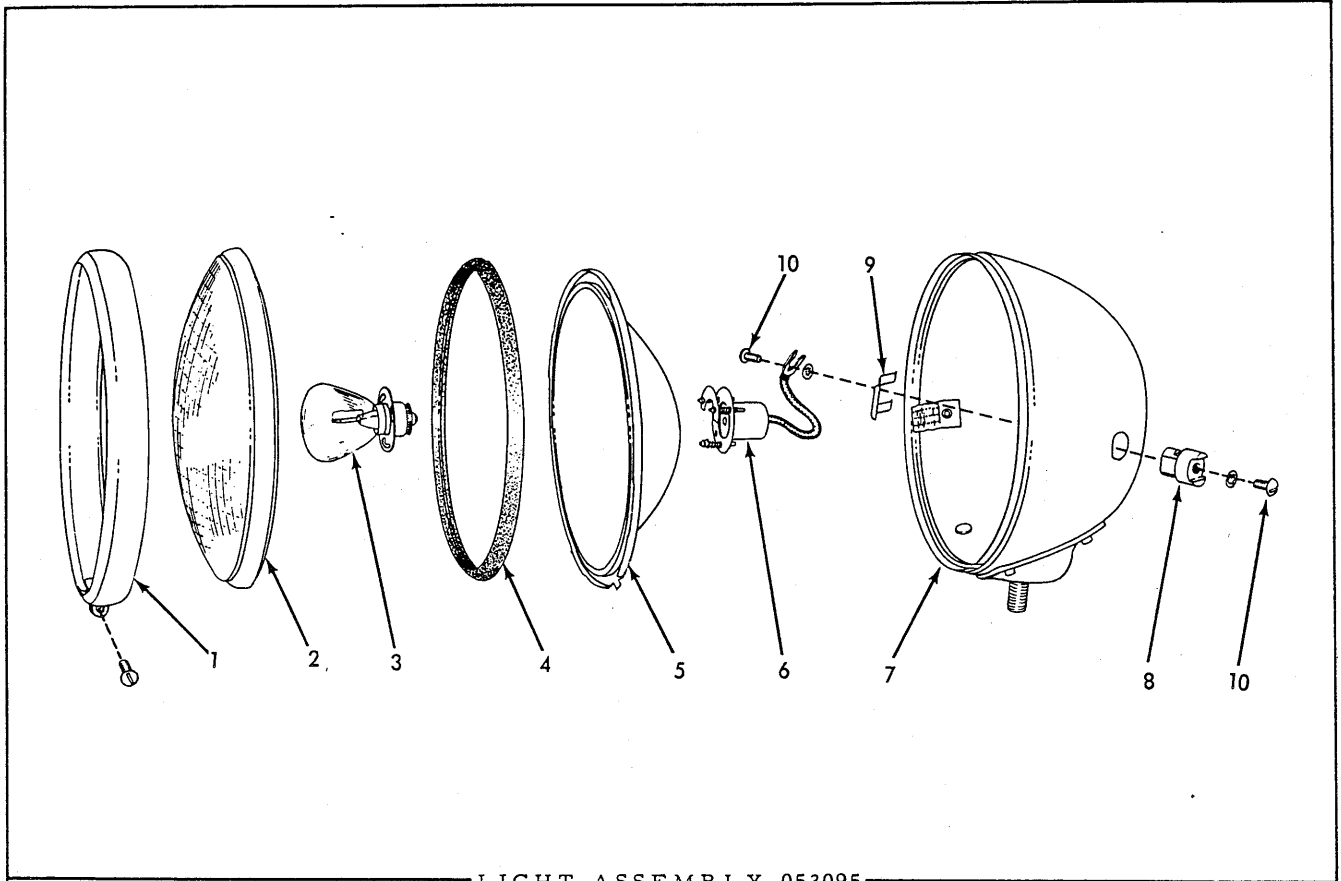
157B





LIGHTS AND WIRING

ITEM	PART NUMBER	QTY.	DESCRIPTION	KIT NUMBER
1	053095	2	LIGHT ASSEMBLY, head (See page 159 for service parts)	
	904206	2	LOCKWASHER, 3/8"	
	911026	2	NUT, 3/8"NC	
2	053277	2	WASHER, headlight mounting	
3	075429	2	BRACKET, headlight mounting	
4	012992	4	CAPSCREW, 3/8"NF x 1-1/4"	
	900817	4	WASHER, plain, U.S. std., 3/8"	
	904206	4	LOCKWASHER, 3/8"	
	911041	4	NUT, 3/8"NF	
5	077918	1	CABLE, headlights to main harness (When making first replacement prior to tractor #1471 also order one each 048142 CONNECTOR, 077910 CABLE and 077928 HARNESS)	
6	048142	1	CONNECTOR, headlight cable (Effective with tractor #1471)	
7	069747	1	HARNESS, main wiring (Used prior to tractor #1471)	
	077928	1	HARNESS, main wiring (Effective with tractor #1471)	
	079580	1	HARNESS, main wiring (Used with ventilated type generator only. (See page 167))	
8	077910	1	CABLE, harness to switch (6" long)(Effective with tractor #1471)	
9	208960	1	FUSE, cartridge type, 1/4" x 1-1/4", 20 amperes	
10	AM-8691	5	CLIP, headlight cable (closed type, 1/4" diam., 13/32" bolt-hole)	
	036032	2	CAPSCREW, 3/8"NF x 3/4" } Not used on	
	904206	2	LOCKWASHER, 3/8" } Model HD9G	
11	206592	2	CLIP, headlight cable (closed type, 1/4" diam., 9/32" bolt-hole) (Not used on Model HD9G)	
	914089	2	SCREW, machine, rd-hd., 1/4"NF x 1/2"	
	904204	2	LOCKWASHER, 1/4"	
12	044044	1	CLIP, headlight cable (closed type, 1/4" diam., 17/32" bolt-hole)	
13	033043	1	CLIP, wiring harness (closed type, 7/16" diam., 13/32" bolt-hole)	
	036034	1	CAPSCREW, 3/8"NF x 1"	
	904206	1	LOCKWASHER, 3/8"	
	911041	1	NUT, 3/8"NF	
14	073809	1	CLIP, wiring harness (closed type, 3/16" diam., 13/32" bolt-hole) (Used with 079580 HARNESS only)	
15	069746	1	ANGLE, clip supporting	
16	207091	3	CLIP, wiring harness (closed type, 1/2" diam., 13/32" bolt-hole) (1 less used on HD9G effective with tractor #5116)	
17	036032	2	CAPSCREW, 3/8"NF x 3/4"	
	904206	2	LOCKWASHER, 3/8"	
	911041	2	NUT, 3/8"NF	
18	-----	1	AMMETER (See INSTRUMENTS)	
19	-----	1	SWITCH (See INSTRUMENTS)	

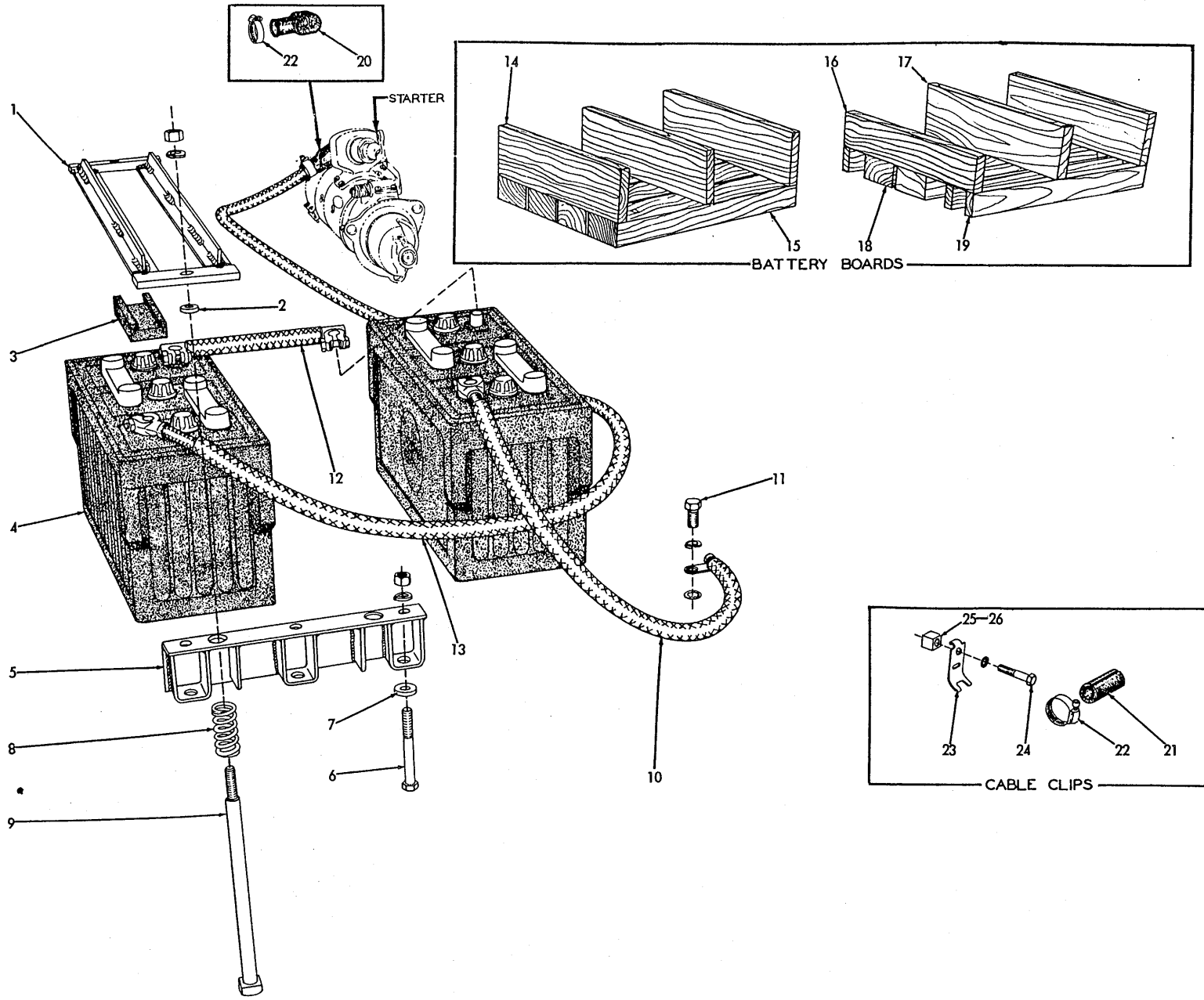


LIGHT ASSEMBLY 053095

NOTE: See pages 158 and 182 for listing of complete Light Assembly.

ITEM	PART NUMBER	QTY.	DESCRIPTION	KIT NUMBER
1	058827	1	MOLDING	
	915872	1	SCREW, machine, rd-hd., brass, #8-32NC x 5/8"	
2	058830	1	LENS (glass)	
3	062074	1	BULB (single contact, 32 c. p., 12 volt)	
4	058828	1	GASKET, lens	
5	058829	1	REFLECTOR ASSEMBLY (Includes item 4)	
6	058831	1	WIRING ASSEMBLY (Includes SOCKET)	
7	-----	1	BODY (Not serviced. Order complete LIGHT ASSEMBLY 053095)	
8	055589	1	TERMINAL KIT (Includes items 9 and 10)	
9	048922	1	SPRING, retaining, terminal bushing	
10	055462	2	SCREW, terminal (#8-32NC x 5/16")	
	912739	2	LOCKWASHER, internal teeth, #8	

NOTE: Quantities indicated are for one (1) light only.

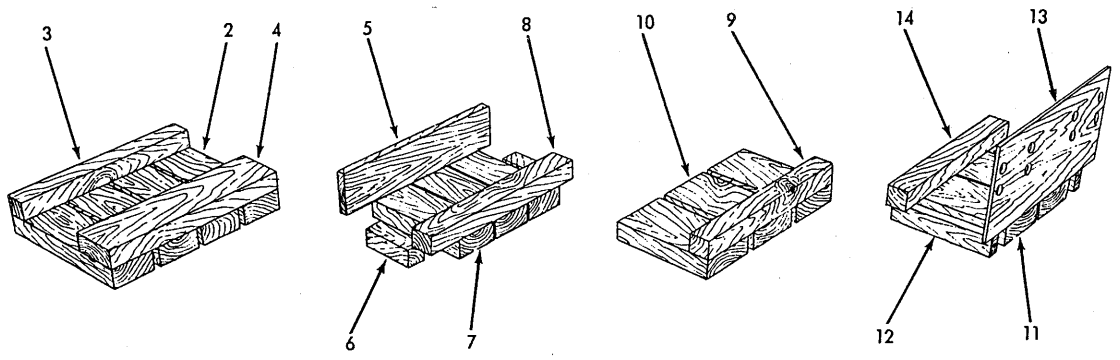


BATTERIES AND CABLES (Late Models HD9F and HD9G)

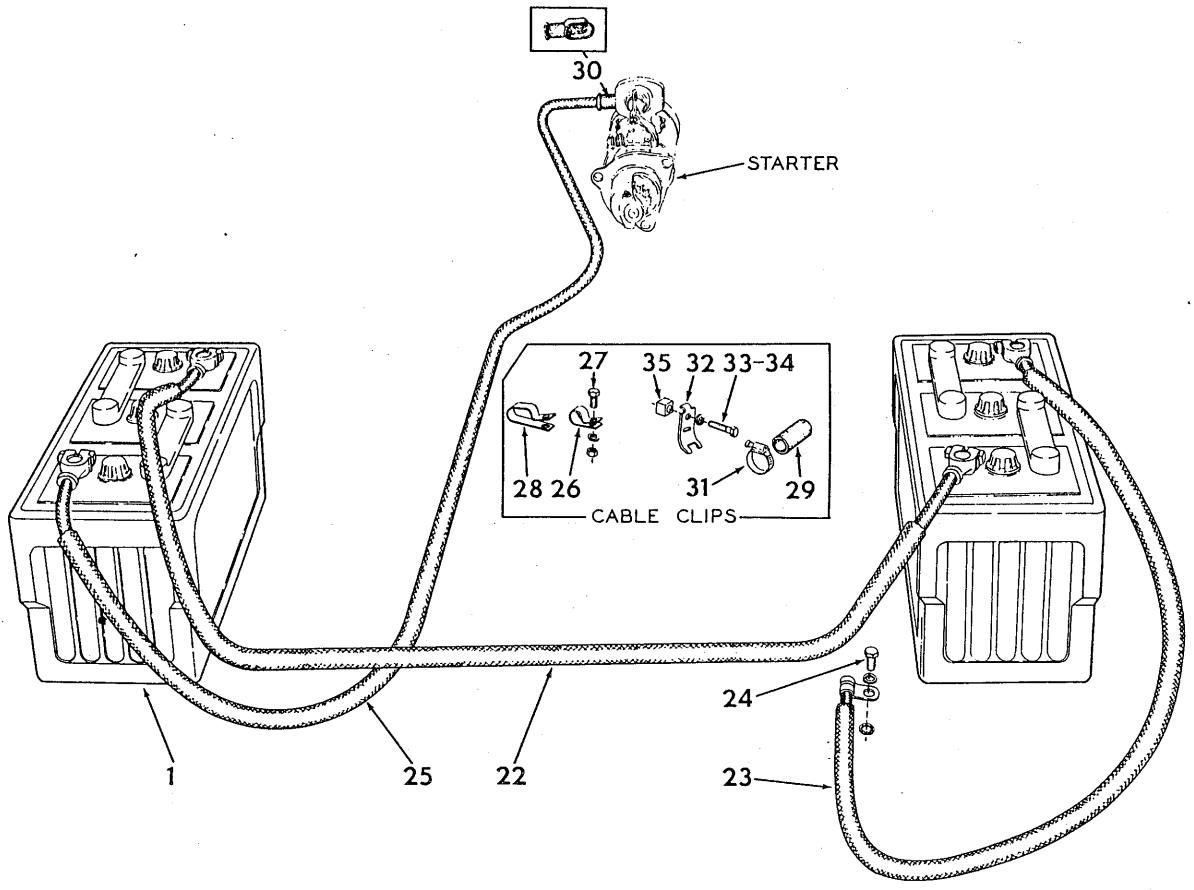
BATTERIES AND CABLES

USAGE: Model HD9F tractors effective with serial No. 3924 and  
 Model HD9G tractors effective with serial No. 5116.

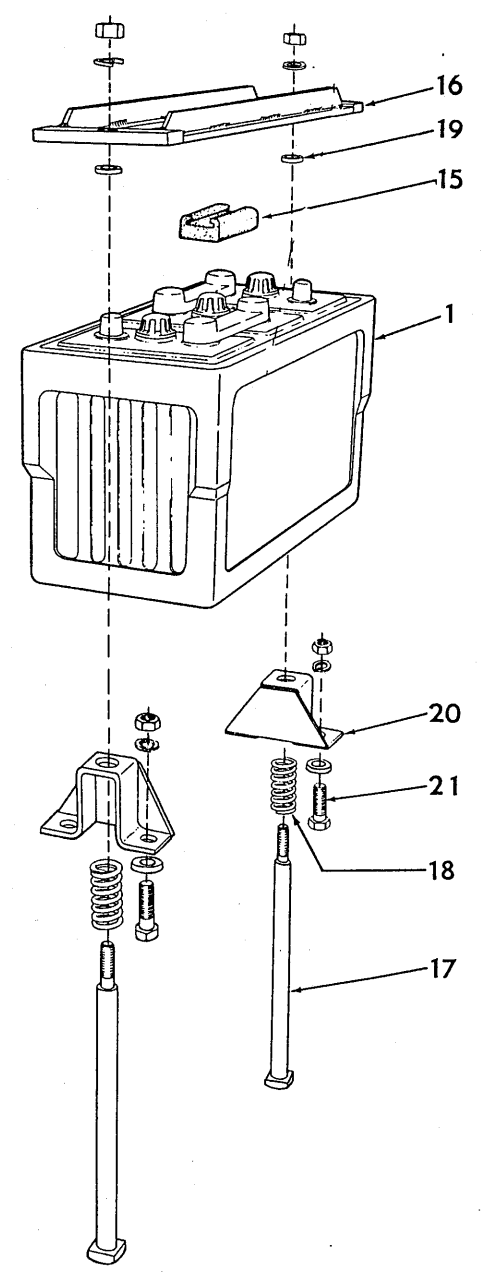
ITEM	PART NUMBER	QTY.	DESCRIPTION	KIT NUMBER
1	057577	2	HOLD-DOWN, battery	
2	057568	4	SPACER, hold-down	
3	052791	12	BLOCK, hold-down (rubber)	
4	-----	2	BATTERY, storage, 6 volts, 25 plates, wet charged (Autolite #7H-200R. Order from local dealer)	
5	081150	2	BRACKET, hold-down bolt	
6	057517	6	CAPSCREW, 1/2"NF x 4"	
7	064531	6	WASHER, plain	
	904208	6	LOCKWASHER, 1/2"	
	911043	6	NUT, 1/2"NF	
8	081404	4	SPRING, hold-down bolt	
9	057567	4	BOLT, hold-down	
	904208	4	LOCKWASHER, 1/2"	
	911043	4	NUT, 1/2"NF	
10	069655	1	CABLE, battery to ground (30" long)	
11	070467	1	CAPSCREW, 1/2"NF x 1"	
	904208	1	LOCKWASHER, 1/2"	
	906961	1	LOCKWASHER, internal teeth, 1/2"	
12	081465	1	CABLE, battery connecting (8" long)	
13	069745	1	CABLE, battery to starter (108" long)	
14	081467	3	BOARD, side (3/4" x 3-5/8" x 15-3/4")	
15	081466	4	BOARD, bottom (1-5/8" x 3-5/8" x 15-1/2")	
			NOTE: Items 16 thru 19 comprise the battery boards used on Model HD9G tractors equipped with Heavy-Duty Filters.	
16	083765	1	BOARD, outside (3/4" x 2-5/8" x 15-3/4")	
17	081467	2	BOARD, center and inside (3/4" x 3-5/8" x 15-3/4")	
18	081466	2	BOARD, bottom, center (1-5/8" x 3-5/8" x 15-1/2")	
19	083766	3	BOARD, bottom, end (1" x 1-5/8" x 15-1/2")	
20	076572	1	BOOT, starter terminal protecting	
21	076469	6	BOOT, cable protecting	
22	076471	7	CLAMP, protecting boots	
23	076470	4	CLIP, cable supporting	
	046419	1	CAPSCREW, 3/8"NF x 2"	} Not used on Model HD9F tractors prior to #4295
	911115	1	WASHER, plain, SAE std., 3/8"	
	911041	1	NUT, 3/8"NF	
24	036032	1	CAPSCREW, 3/8"NF x 3/4"	
	035336	1	CAPSCREW, 3/8"NF x 1-3/4"	
	904206	2	LOCKWASHER, 3/8"	
25	068157	1	BLOCK, clip spacing (3/4" thick)(Not used on Model HD9F tractors prior to #4295)	
26	055235	1	BLOCK, clip spacing (5/8" thick)	



BATTERY BOARDS



BATTERIES AND CABLES



BATTERY HOLD-DOWN

BATTERIES AND CABLES

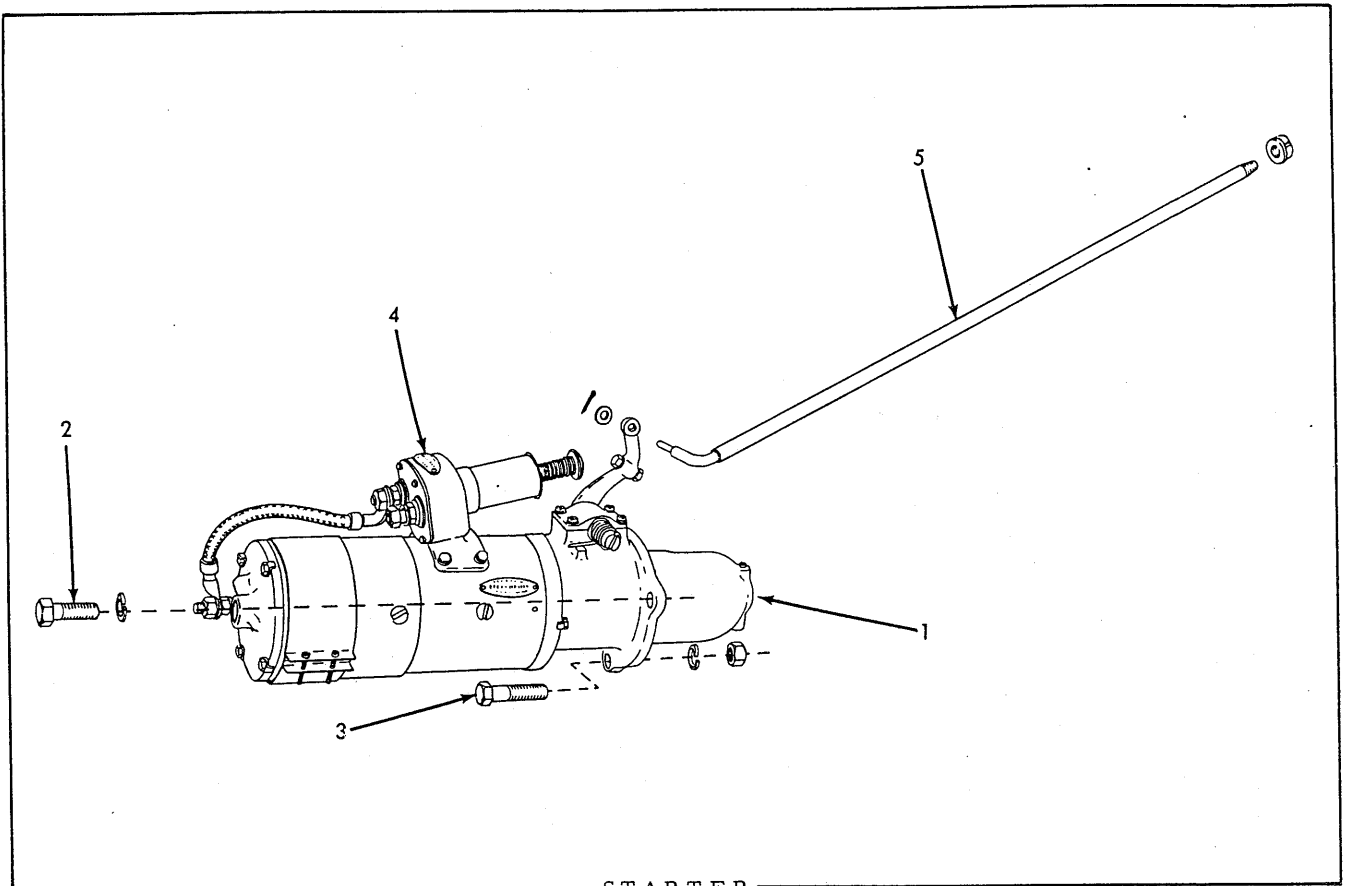
\* Model HD9B tractors; also Model HD9F tractors prior to serial No. 3924.  
 \*\* Model HD9G tractors prior to serial No. 5116.

ITEM	PART NUMBER	QUANTITY	DESCRIPTION	KIT NUMBER
1	-----	2	2 BATTERY, storage, 6 volts, 25 plates, wet charged (Autolite #7H-200R. Order from local dealer)	
2	069741	8	4 BOARD, bottom (1-5/8" x 3-5/8" x 12-1/2")	
3	073003	2	1 BOARD, inside (1-3/4" x 2" x 15-1/2")	
4	073004	2	1 BOARD, outside (2" x 4-1/8" x 15-1/2")	
NOTE: Items 5 thru 8 comprise the battery boards used in the right battery box on the model HD9G.				
5	074809	-	1 BOARD, front (7/16" x 3-5/8" x 15-1/2")(Used prior to tractor #430)	
	076023	-	1 BOARD, front (3/4" x 3-5/8" x 15-1/2")(Effective with tractor #430)	
6	074810	-	2 BOARD, bottom, end (1-5/8" x 1-5/8" x 4-3/4")	
7	074807	-	3 BOARD, bottom, center (1-5/8" x 3-5/8" x 8-1/8")(Used prior to tractor #430)	
	076022	-	3 BOARD, bottom, center (1-5/8" x 3-5/8" x 9-3/4")(Effective with tractor #430)	
8	074808	-	1 BOARD, rear (1-7/16" x 1-5/8" x 15-1/2")(Used prior to tractor #430)	
	076021	-	1 BOARD, rear (1-5/8" x 3-5/8" x 15-1/2")(Effective with tractor #430)	
NOTE: Items 9 and 10 comprise the battery boards used in the right battery box on tractors with Allied Equipment having side-mounted oil reservoir.				
9	073003	1	- BOARD, inside (1-3/4" x 2" x 15-1/2")	
10	074321	3	- BOARD, bottom (1-5/8" x 5" x 8-1/2")	
NOTE: Items 11 thru 14 comprise the battery boards used in the left battery box of tractors equipped with Heavy-Duty fuel and oil filters.				
11	074321	2	2 BOARD, bottom (1-5/8" x 5" x 8-1/2")	
12	074320	2	2 BOARD, end (1" x 1-5/8" x 8-1/2")	
13	074322	1	1 BOARD, outside (1/4" x 8" x 17-1/4")	
14	073003	1	1 BOARD, inside (1-3/4" x 2" x 15-1/2")	
15	052791	12	12 BLOCK, hold-down (rubber)	
16	057577	2	2 HOLD-DOWN	
17	057567	4	4 BOLT, hold-down	
	904208	4	4 LOCKWASHER, 1/2"	
	911043	4	4 NUT, 1/2"NF	
18	081404	4	4 SPRING, hold-down bolt	
19	057568	4	4 SPACER, hold-down	
20	081867	4	4 BRACKET, hold-down (When required prior to tractor #4511 also order 2 CAPSCREWS 035018)	
21	043576	8	8 CAPSCREW, 1/2"NF x 3-3/4" (Used prior to tractor #4511) (4 less used with fuel tank and seat guard)	
	035018	8	8 CAPSCREW, 1/2"NF x 1-1/2" (Effective with tractor #4511)	
	057517	4	- CAPSCREW, 1/2"NF x 4" (Used with fuel tank and seat guard prior to tractor #4511)	
	904208	8	8 LOCKWASHER, 1/2"	} 4 less used with fuel tank and seat guard
	064531	8	8 WASHER, plain	
	911043	8	8 NUT, 1/2"NF	

(Continued)

BATTERIES AND CABLES (Continued)

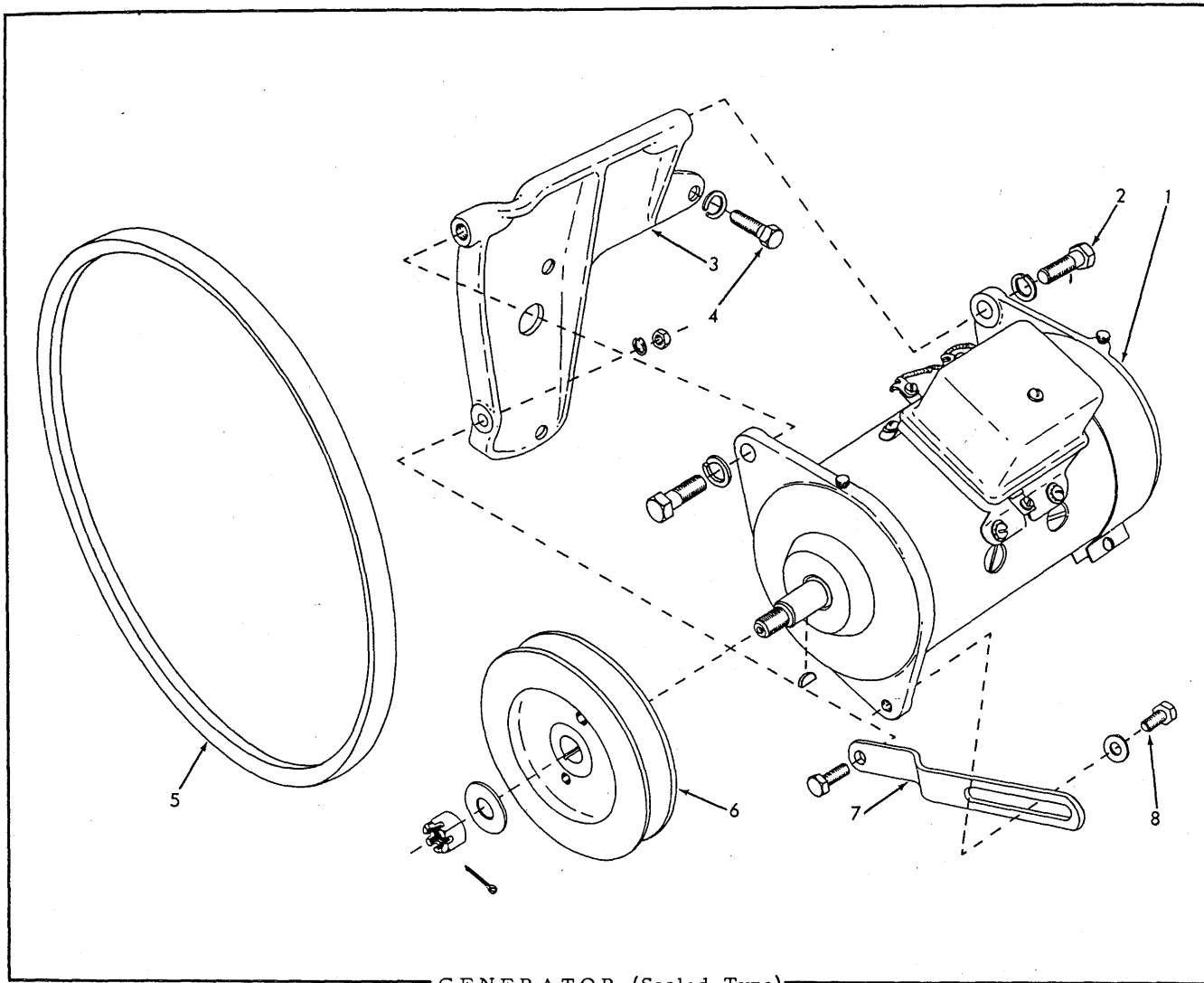
ITEM	PART NUMBER	QUANTITY	DESCRIPTION	KIT NUMBER
22	069743	1	- CABLE, battery connecting (58-1/2" long)	
	074812	- 1	CABLE, battery connecting (75" long)	
23	089641	- 1	CABLE, battery to ground (36" long)(Used prior to tractor #430)	
	069744	1 1	CABLE, battery to ground (45" long)(Not used on Model HD9F tractors after #3047. Used on model HD9G tractors effective with #430)	
	069655	1 -	CABLE, battery to ground (30" long)(Used only on model HD9F tractors effective with #3048)	
24	036032	1 1	CAPSCREW, 3/8"NF x 3/4" (For CABLES 069654 and 069744)	
	904206	1 1	LOCKWASHER, 3/8"	
	906960	1 1	LOCKWASHER, internal teeth, 3/8"	
	035018	1 -	CAPSCREW, 1/2"NF x 1-1/2" (For CABLE 069655)	
	904208	1 -	LOCKWASHER, 1/2"	
	906961	1 -	LOCKWASHER, internal teeth, 1/2"	
25	069745	1 1	CABLE, battery to starter (108" long)	
26	055234	12 13	CLIP, battery cable (closed type, 3/4" diam., 13/32" bolt-hole) (Used on HD9B and HD9F tractors prior to #1177 and on HD9G tractors prior to #1166)	
27	036032	8 8	CAPSCREW, 3/8"NF x 3/4"	
	904206	8 8	LOCKWASHER, 3/8"	
	911041	2 1	NUT, 3/8"NF	
28	065394	- 1	CLIP, battery cables (closed type, for two 3/4" cables, 13/32" bolt-hole)(Used prior to tractor #430)	
NOTE: Items 29 thru 34 were used on Model HD9B and HD9F tractors effective with #1177 and on Model HD9G tractors effective with #1166.				
29	076469	12 13	BOOT, cable protecting	
30	076572	1 1	BOOT, protecting, starter terminal	
31	076471	13 14	CLAMP, cable boot	
32	076470	8 8	CLIP, cable supporting	
33	036032	7 7	CAPSCREW, 3/8"NF x 3/4"	
34	035336	1 1	CAPSCREW, 3/8"NF x 1-3/4"	
	904206	8 8	LOCKWASHER, 3/8"	
	911041	7 7	NUT, 3/8"NF	
35	055235	1 1	BLOCK, clip spacing	



STARTER

ITEM	PART NUMBER	QTY.	DESCRIPTION	KIT NUMBER
1	034917	1	MOTOR, starting (Includes item 4)(DELCO-REMY #1108811. Order parts from local United Motors Service dealer)	
2	035440	2	CAPSCREW, 5/8"NC x 1-1/2"	
3	035248	1	CAPSCREW, 5/8"NF x 2-1/4"	
	904209	3	LOCKWASHER, 5/8"	
	911044	1	NUT, 5/8"NF	
4	034924	1	SWITCH, starting motor (DELCO-REMY #407C. Order parts from local United Motors Service dealer)	
5	057580	1	ROD, operating	
	901752	1	CAP, pipe, 3/8"NPT	
	910335	1	WASHER, plain, SAE std., 5/16"	
	904001	1	PIN, cotter, 3/32" x 1/2"	

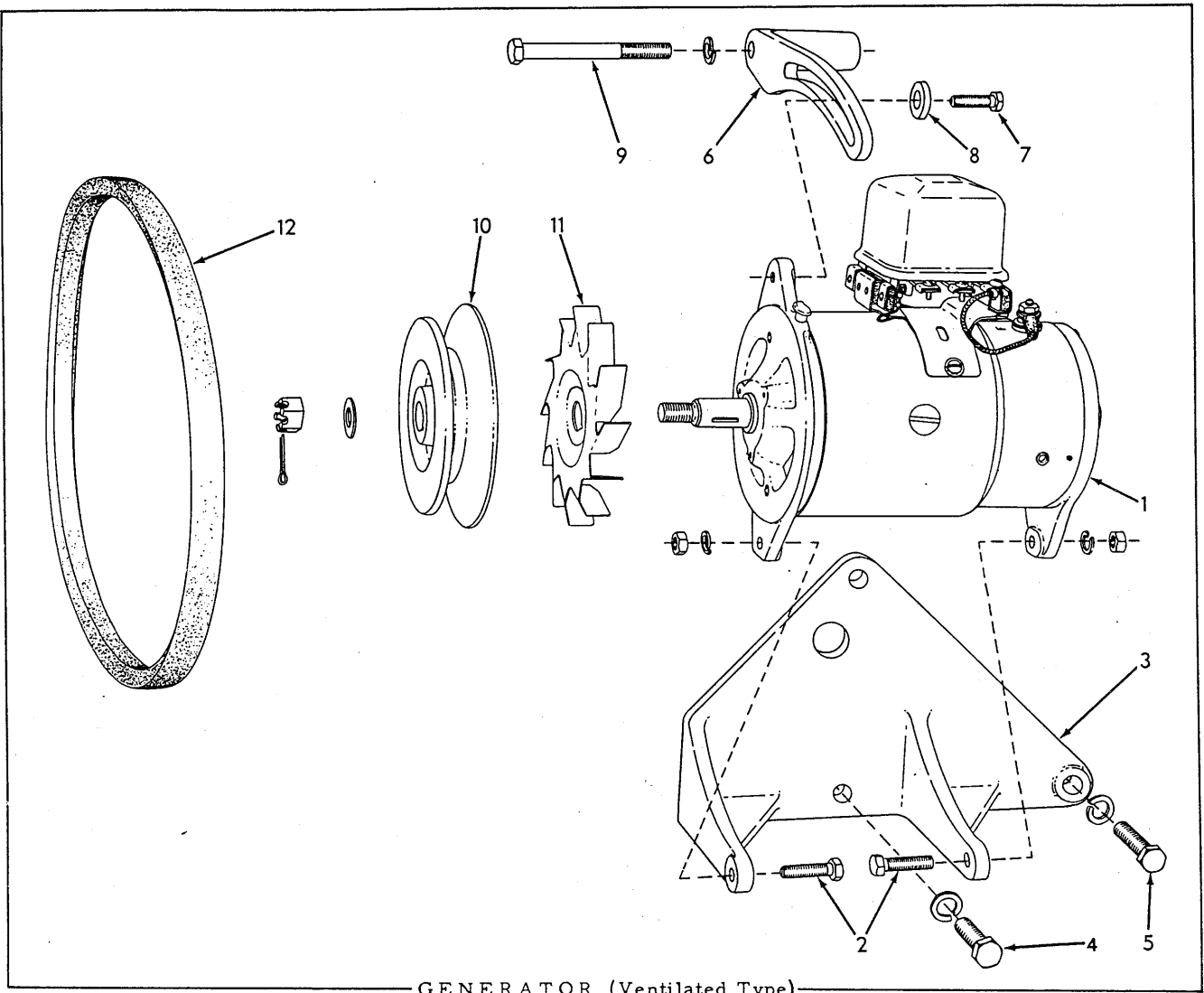




GENERATOR (Sealed-Type)

USAGE: All tractors except those equipped with ventilated type generator shown on page 167.

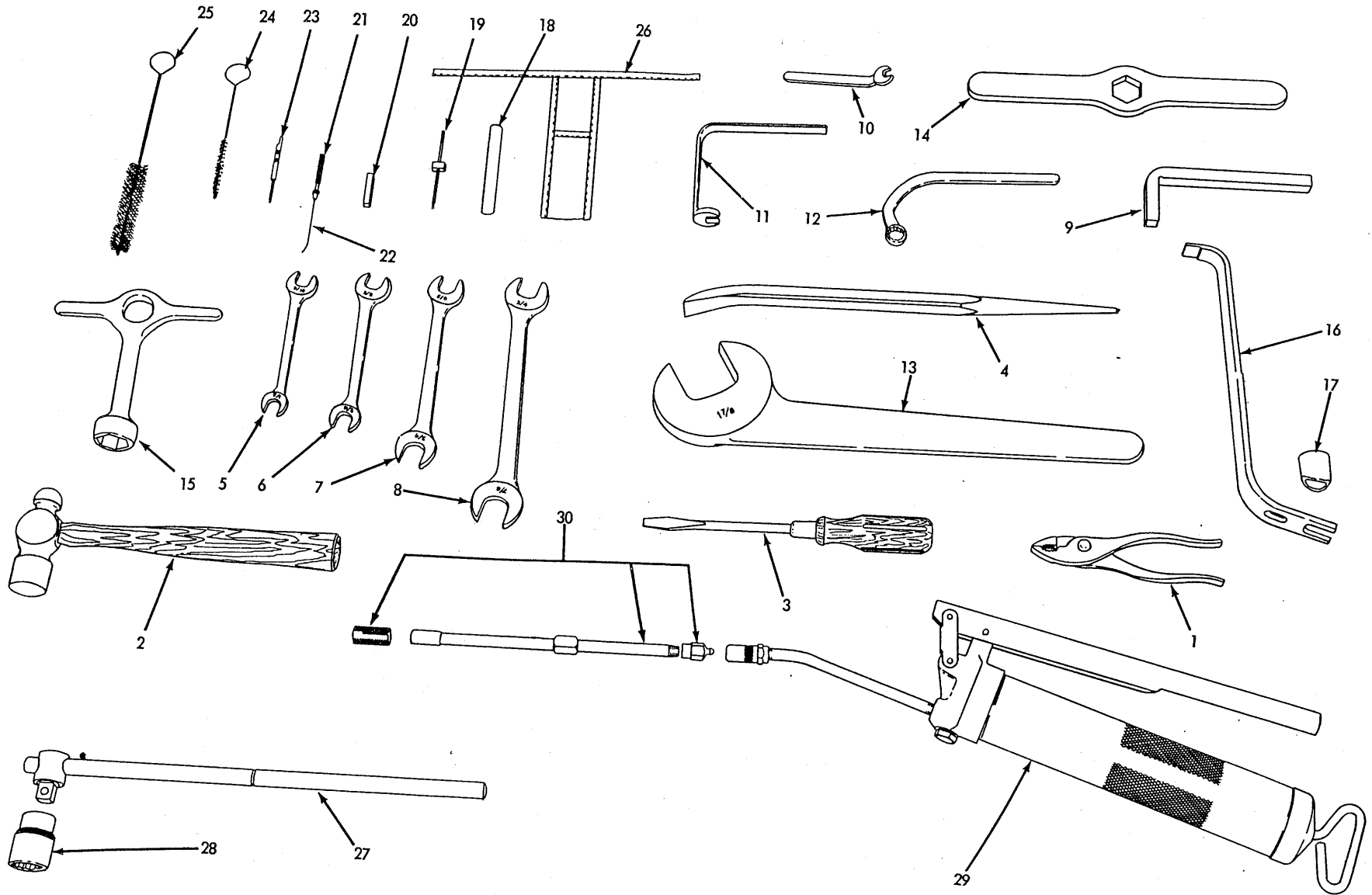
ITEM	PART NUMBER	QTY.	DESCRIPTION	KIT NUMBER
1	069771	1	GENERATOR ASSEMBLY, electric (Includes KEY, WASHER, NUT) (DELCO-REMY #1105386. Order parts from local United Motors Service dealer)	
2	041250	2	CAPSCREW, 7/16"NC x 1-1/4"	
	904207	2	LOCKWASHER, 7/16"	
3	3222817	1	BRACKET, mounting	
4	041250	3	CAPSCREW, 7/16"NC x 1-1/4"	
	904207	3	LOCKWASHER, 7/16"	
5	040549	1	BELT, driving (21/32" wide x 42" long)	
6	069471	1	PULLEY, driving	
	905121	1	KEY, #5 woodruff, 1/8" x 5/8"	
	900818	1	WASHER, plain, U.S. std., 1/2"	
	911054	1	NUT, castle, 1/2"NF	
	900801	1	PIN, cotter, 3/32" x 3/4"	
7	3222369	1	LINK, belt adjustment	
	911168	1	CAPSCREW, 5/16"NF x 7/8"	
	913636	1	NUT, 5/16"NF	
	904205	1	LOCKWASHER, 5/16"	
8	045312	1	CAPSCREW, 5/16"NC x 3/4"	
	910335	1	WASHER, plain, SAE std., 5/16"	



GENERATOR (Ventilated Type)

USAGE: Used only on 49 tractors starting with serial No. 3270

ITEM	PART NUMBER	QTY.	DESCRIPTION	KIT NUMBER
1	079573	1	GENERATOR (Includes KEY, WASHER and NUT)(DELCO-REMY #1100306 or #1100307. Order parts from local United Motor Service Dealer)	
2	043646	2	CAPSCREW, 5/16"NF x 1-1/4"	
	904205	2	LOCKWASHER, 5/16"	
	913636	2	NUT, 5/16"NF	
	900801	1	PIN, cotter, 3/32" x 3/4" (For pulley nut)	
3	079578	1	BRACKET, mounting	
4	041250	2	CAPSCREW, 7/16"NC x 1-1/4"	
5	040011	1	CAPSCREW, 7/16"NC x 1-1/2" (Also attaches air box drain clip)	
	904207	3	LOCKWASHER, 7/16"	
6	079579	1	LINK, belt adjustment	
7	045295	1	CAPSCREW, 5/16"NC x 1"	
8	044973	1	WASHER, plain	
9	041915	1	CAPSCREW, 3/8"NC x 3-1/2" (Also attaches cylinder block end plate)	
	904206	1	LOCKWASHER, 3/8"	
10	079577	1	PULLEY, driving	
11	079583	1	FAN, cooling	
12	079582	1	BELT, driving (21/32" wide x 41" long)	

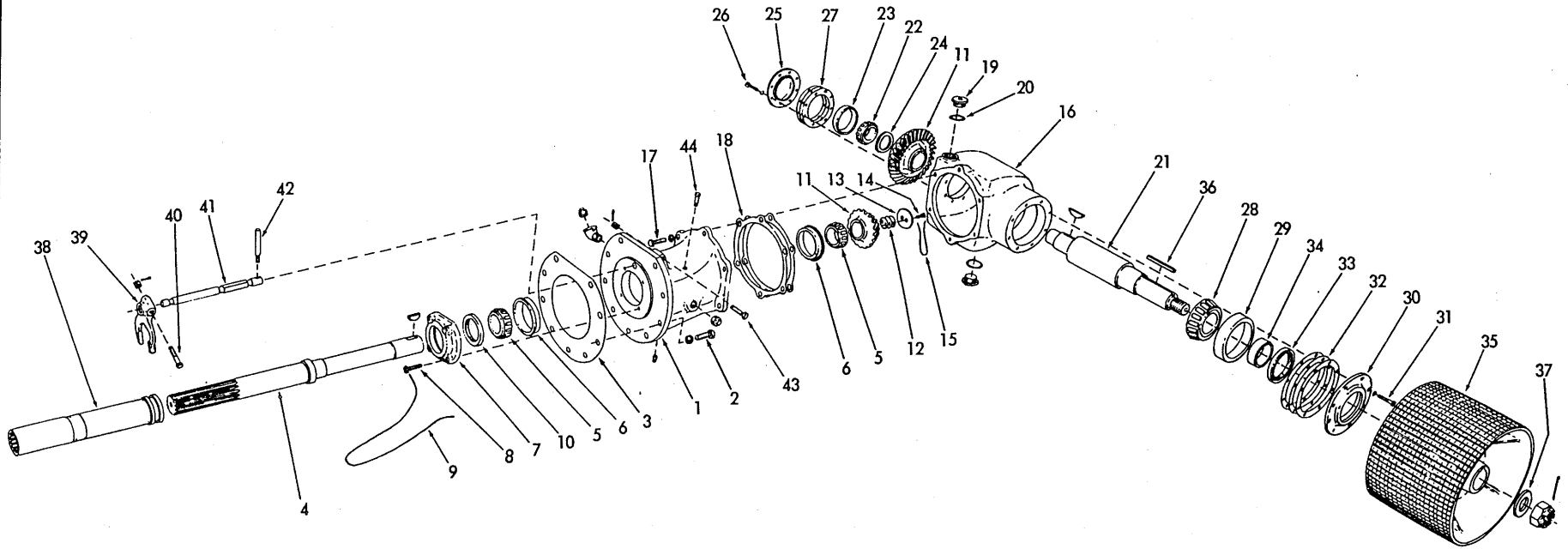


SPECIAL TOOLS

SPECIAL TOOLS

ITEM	PART NUMBER	QTY.	DESCRIPTION	KIT NUMBER	
1	012389	1	PLIERS, slip joint, 6" . . . . .	083883	
2	012387	1	HAMMER, ball pien, 1 lb. . . . .	083883	
3	036268	1	SCREWDRIVER, 9-3/4" long . . . . .	083883	
4	052371	1	BAR, pinch, 16" long . . . . .	083883	
5	050608	1	WRENCH, open end, double head, 15 <sup>o</sup> , 1/2" and 9/16" . . . . .	083883	
6	053423	1	WRENCH, open end, double head, 15 <sup>o</sup> , 9/16" and 5/8" . . . . .	083883	
7	050609	1	WRENCH, open end, double head, 15 <sup>o</sup> , 5/8" and 3/4" . . . . .	083883	
8	050610	1	WRENCH, open end, double head, 15 <sup>o</sup> , 3/4" and 7/8" . . . . .	083883	
9	043769	1	WRENCH, drain and filling plugs (90 <sup>o</sup> , 1/2" square) . . . . .	083883	
10	048193	1	WRENCH, push rod holding (5/16" open end) . . . . .	083883	
11	048163	1	WRENCH, push rod locking nut (1/2" open end) . . . . .	083883	
12	040286	1	WRENCH, fuel pump removal . . . . .	083883	
13	040736	1	WRENCH, track release adjustment (1-7/8" open end) . . . . .	083883	
14	040284	1	WRENCH, injector nut . . . . .	083883	
15	040272	1	WRENCH, grease hole plugs . . . . .	083883	
16	074762	1	TOOL, valve lifting and injector removing . . . . .	083883	
17	044825	1	FULCRUM, valve lifting and injector removing tool . . . . .	083883	
18	074549	1	GAUGE, feeler, rocker clearance . . . . .	060593 083883	
19	{	074741	1	GAUGE, injector timing (For 55mm. injector) . . . . .	060593 083883
		074747	1	GAUGE, injector timing (For 70mm. injector) . . . . .	083883
20	044814	1	STONE, sharpening . . . . .	060593	
21	044822	1	WISE, pin, injector probing wire (Includes item 22) . . . . .	060593	
22	044818	1	WIRE, probing, injector spray tip		
23	044819	1	REAMER, injector spray tip . . . . .	060593	
24	044812	1	BRUSH, cleaning, injector rack hole . . . . .	060593	
25	044811	1	BRUSH, cleaning, injector fuel hole . . . . .	060593	
26	052369	1	CASE, timing and feeler gauges (canvas) . . . . .	083883	
27	050612	1	HANDLE, socket, sliding T, 1/2" square drive, 15" long . . . . .	083883	
28	914715	1	SOCKET, 1/2" square drive, 15/16" hex (for track shoe bolts) . . . . .	083883	
29	073735	1	GUN, grease (Serviced only as a unit) . . . . .	083883	
30	058937	1	NOZZLE ASSEMBLY, low pressure lubrication (Includes FITTING indented below) . . . . .	083883	
	914767	1	FITTING, lubricating, straight, 1/8"NPT female		

NOTE: For complete line of service tools for General Motors Diesel Engines, consult Kent-Moore Organization, General Motors Research Bldg., Detroit 2, Michigan



POWER PULLEY

POWER PULLEY

USAGE: Special Equipment

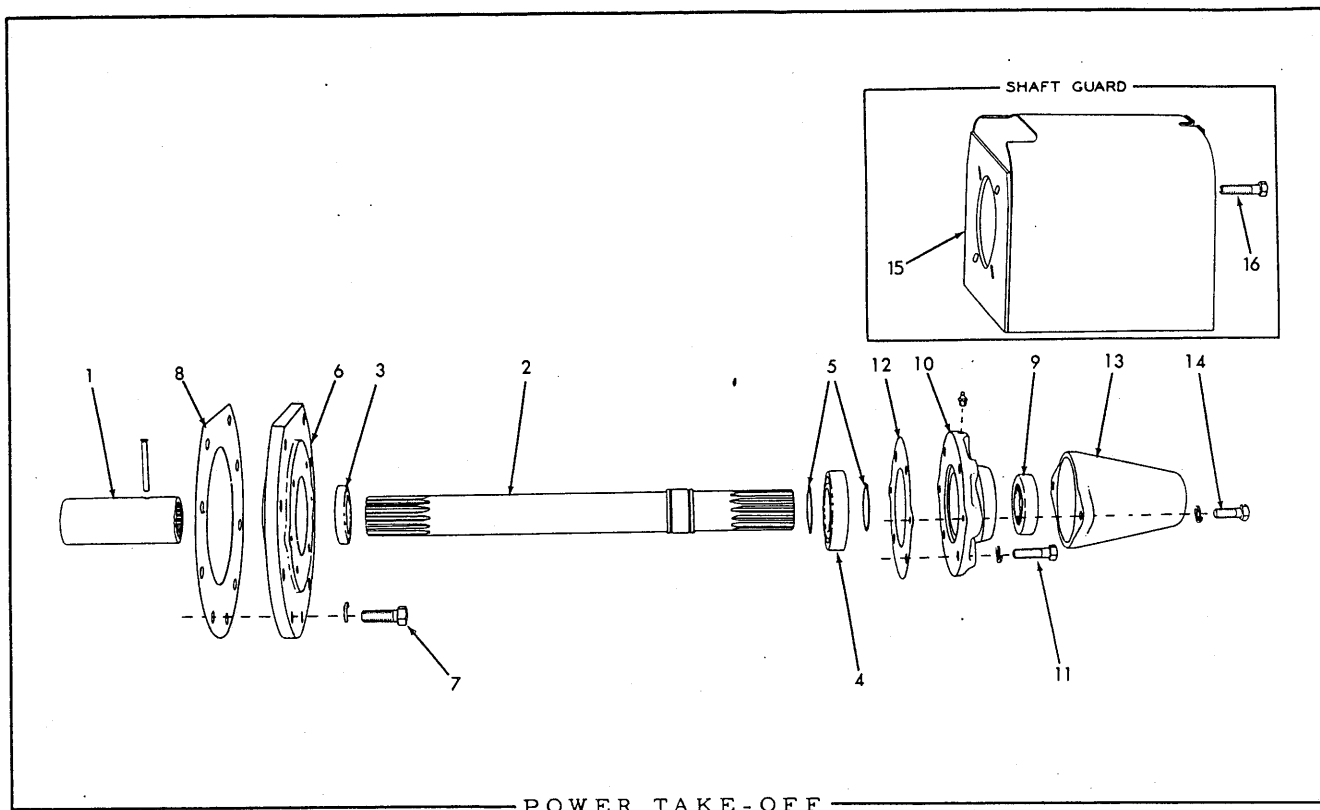
ITEM	PART NUMBER	QTY.	DESCRIPTION	KIT NUMBER
1	068631	1	SPACER	
	910023	1	ELBOW, street, 45°, 3/4"NPT	
	912726	2	PLUG, pipe, 3/4"NPT	
	901652	1	PLUG, pipe, 1/4"NPT	
2	036707	9	CAPSCREW, 5/8"NC x 1-3/4"	
	904209	9	LOCKWASHER, 5/8"	
3	068487	1	GASKET, spacer to transmission case	
4	068630	1	SHAFT, input	
5	043004	2	CONE ASSEMBLY, input shaft bearing	
6	043003	2	CUP, input shaft bearing	
7	032325	1	RETAINER, input shaft front bearing	
8	021527	4	CAPSCREW, drilled-hd., 3/8"NC x 1-5/8"	
9	023756	1	WIRE, locking (1/16" x 26")	
10	032347	1	SEAL, oil, input shaft	
11	042658	1	GEAR SET (Consists of 1 PINION (18 teeth) and 1 GEAR (31 teeth))	
	910851	1	KEY, #G woodruff, 3/8" x 1-1/2"	
	911190	1	KEY, #T woodruff, 3/8" x 2-3/4"	
12	{	036093	3	SHIM, bearing adjustment (.005" thick. Use as req'd)
		036094	3	SHIM, bearing adjustment (.010" thick. Use as req'd)
		036095	4	SHIM, bearing adjustment (.020" thick. Use as req'd)
13	032358	1	WASHER, pinion retaining	
14	013044	2	CAPSCREW, drilled-hd., 3/8"NC x 7/8"	
15	023633	1	WIRE, locking (1/16" x 12")	
16	032335	1	CASE, output shaft	
17		035236	6	CAPSCREW, 1/2"NC x 1-3/4"
		904208	6	LOCKWASHER, 1/2"
18	{	032939	12	SHIM, pinion adjustment (.005" thick. Use as req'd)
		032941	3	SHIM, pinion adjustment (.020" thick. Use as req'd)
19	035250	2	PLUG, filling and draining	
20	035249	2	GASKET, filling and draining plug	
21	042659	1	SHAFT, output	
22	043004	1	CONE ASSEMBLY, output shaft bearing, inner	
23	211567	1	CUP, output shaft bearing, inner	
24	032336	1	SPACER, output shaft inner bearing	
25	032331	1	RETAINER, output shaft inner bearing	
26		013058	8	CAPSCREW, 3/8"NC x 1-1/4"
		904206	8	LOCKWASHER, 3/8"
27	{	036140	3	SHIM, gear adjustment (.005" thick. Use as req'd)
		036142	3	SHIM, gear adjustment (.010" thick. Use as req'd)
		036141	4	SHIM, gear adjustment (.020" thick. Use as req'd)
28	042873	1	CONE ASSEMBLY, output shaft bearing, outer	
29	042898	1	CUP, output shaft bearing, outer	

(Continued)

SPECIAL ATTACHMENTS

## POWER PULLEY (Continued)

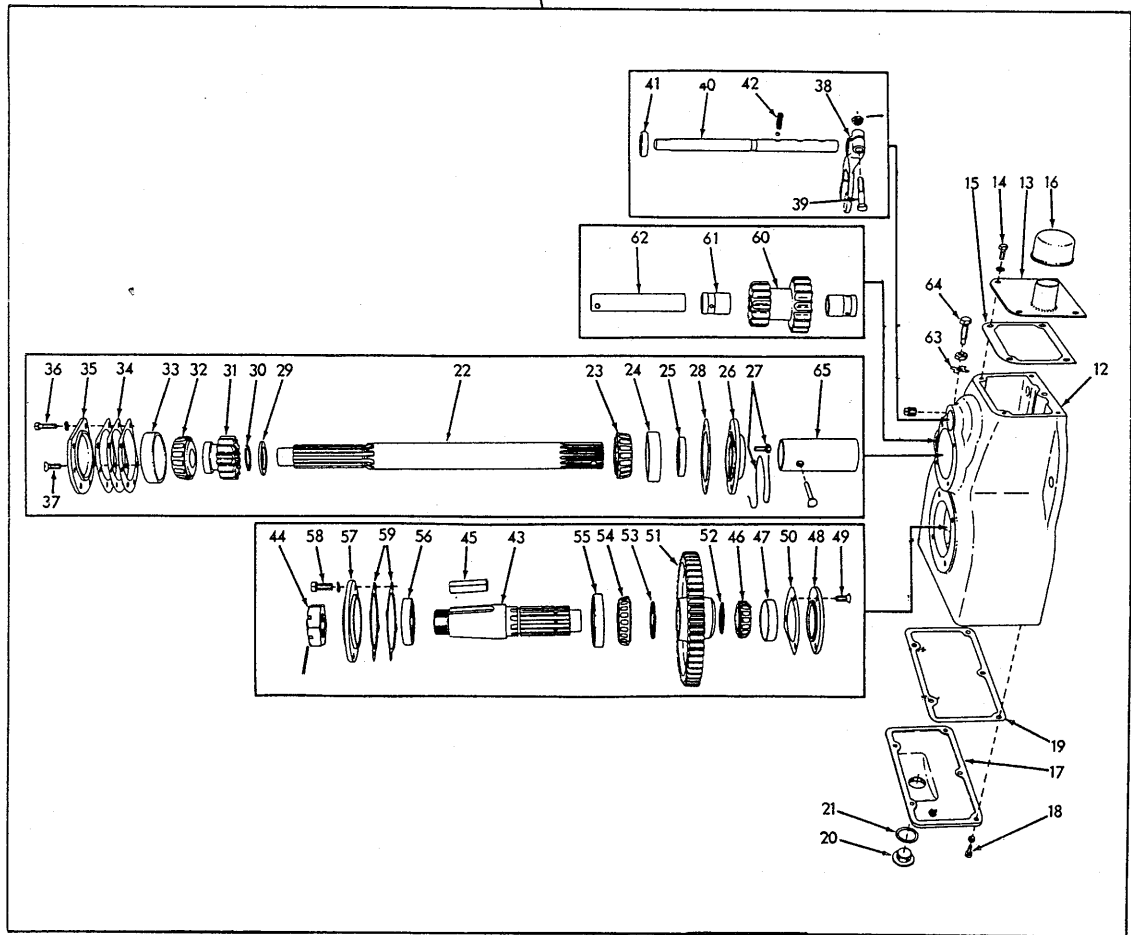
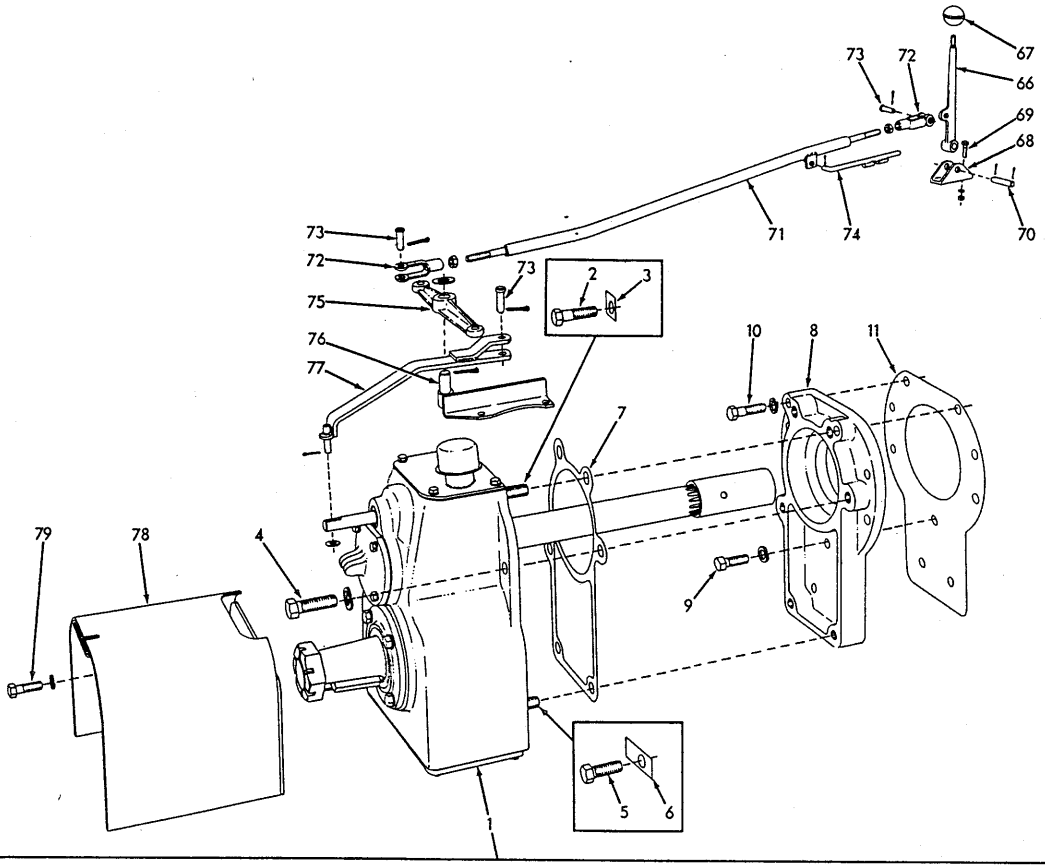
ITEM	PART NUMBER	QTY.	DESCRIPTION	KIT NUMBER
30	032312	1	RETAINER, output shaft outer bearing	
31	013058	8	CAPSCREW, 3/8"NC x 1-3/4"	
	904206	8	LOCKWASHER, 3/8"	
32	028113	3	SHIM, bearing adjustment (.005" thick. Use as req'd)	
	028115	5	SHIM, bearing adjustment (.010" thick. Use as req'd)	
	028114	4	SHIM, bearing adjustment (.020" thick. Use as req'd)	
33	032341	1	SEAL, oil, output shaft	
34	032345	1	SPACER, output shaft outer bearing	
35	077175	1	PULLEY, driving (13-3/8" diam.)	
36	032342	1	KEY, driving pulley	
37	071209	1	WASHER, pulley retaining	
	911058	1	NUT, castle, 1-1/2"NF	
	904006	1	PIN, cotter, 3/16" x 2-3/4"	
38	068629	1	SHIFTER, coupling	
39	068632	1	FORK, coupling shifter	
40	035280	1	CAPSCREW (drilled end, 3/8"NF x 2")	
	911053	1	NUT, castle, 3/8"NF	
	900806	1	PIN, cotter, 1/8" x 1"	
41	032326	1	SHAFT, coupling shifter fork	
42	038563	1	HANDLE, operating, shifter fork	
43	035280	1	CAPSCREW (drilled end, 3/8"NF x 2")	
	911053	1	NUT, castle, 3/8"NF	
	900806	1	PIN, cotter, 1/8" x 1"	
44	051447	1	BREATHING ASSEMBLY (Serviced only as a unit)	



USAGE: Special Equipment. Runs at engine speed.

ITEM	PART NUMBER	QTY.	DESCRIPTION	KIT NUMBER
1	068388	1	COUPLING, front	
	914043	1	RIVET, ctsk-hd., 5/16" x 2-5/8"	
2	068480	1	SHAFT, coupling	
3	037676	1	SEAL, oil, inner	
4	067566	1	BEARING, ball	
5	058274	2	RING, snap	
6	068488	1	CAGE, coupling shaft bearing	
7	036707	9	CAPSCREW, 5/8"NC x 1-3/4"	
	904209	9	LOCKWASHER, 5/8"	
8	068487	1	GASKET, coupling shaft bearing cage	
9	068491	1	SEAL, oil, outer	
10	068490	1	RETAINER, oil seal	
	914465	1	FITTING, lubricating, straight, 1/8"NPT	
11	035236	4	CAPSCREW, 1/2"NC x 1-3/4" (Replaced by AM-8801 CAP- SCREW when coupling shaft guard is used. See item 15)	
	904208	4	LOCKWASHER, 1/2"	
12	068489	1	GASKET, oil seal retainer	
13	055529	1	COVER, shaft protecting	
14	035061	2	CAPSCREW, 1/2"NC x 1-1/4"	
	904208	2	LOCKWASHER, 1/2"	
15	078482	1	GUARD, coupling shaft (Replaces item 13 when operating driven equipment)	
16	AM-8801	4	CAPSCREW, 1/2"NC x 2"	





REVERSIBLE POWER TAKE-OFF

POWER TAKE-OFF

USAGE: Special Equipment. Operates at 431 rpm clockwise and 334 rpm counter clockwise.

ITEM	PART NUMBER	QTY.	DESCRIPTION	KIT NUMBER
1	059860	1	TAKE-OFF ASSEMBLY, power (Consists of items 12 thru 65)	
2	070792	2	CAPSCREW, 3/4"NC x 2-1/2"	
3	011100	2	LOCK, capscREW	
4	U-2283	2	CAPSCREW, 3/4"NC x 2-1/4"	
	904369	2	LOCKWASHER, 3/4"	
5	U-2283	2	CAPSCREW, 3/4"NC x 2-1/4"	
6	012238	2	LOCK, capscREW	
7	068324	1	GASKET, gear case to spacer	
8	068329	1	SPACER, power take-off	
9	036707	7	CAPSCREW, 5/8"NC x 1-3/4"	
	904209	7	LOCKWASHER, 5/8"	
10	023755	2	CAPSCREW, 5/8"NC x 2-1/4"	
	904209	2	LOCKWASHER, 5/8"	
11	068323	1	GASKET, spacer to steering clutch housing	
12	044957	1	HOUSING, gear	
	901653	1	PLUG, pipe, 3/8"NPT	
13	033391	1	COVER, top	
14	035244	4	CAPSCREW, 3/8"NC x 3/4"	
	904206	4	LOCKWASHER, 3/8"	
15	033393	1	GASKET, top cover	
16	U-267	1	CAP, filler	
17	044968	1	COVER, bottom	
18	013058	5	CAPSCREW, 3/8"NC x 1-1/4"	
	904206	5	LOCKWASHER, 3/8"	
19	044969	1	GASKET, bottom cover	
20	035250	1	PLUG, drain	
21	035249	1	GASKET, drain plug	
22	059869	1	SHAFT, input	
23	061087	1	CONE ASSEMBLY, input shaft front bearing	
24	061088	1	CUP, input shaft front bearing	
25	037676	1	SEAL, input shaft front bearing	
26	068326	1	RETAINER, front bearing	
27	013044	4	CAPSCREW (drilled-hd., 3/8"NC x 7/8")	
	023756	1	WIRE, locking, 1/16" x 26"	
28	032754	1	GASKET, front bearing retainer	
29	030965	1	SPACER, front bearing	
30	050293	1	RING, snap, front bearing	
31	044979	1	PINION, input shaft (14 teeth)	
32	043006	1	CONE ASSEMBLY, input shaft rear bearing	
33	211567	1	CUP, input shaft rear bearing	
	032747	3	SHIM, input shaft bearing adjustment (.005" thick. Use as req'd)	
34	032748	5	SHIM, input shaft bearing adjustment (.010" thick. Use as req'd)	
	032749	3	SHIM, input shaft bearing adjustment (.020" thick. Use as req'd)	

(Continued)

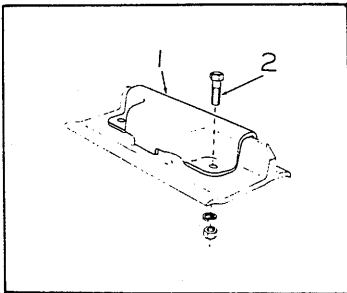
## POWER TAKE-OFF (Continued)

ITEM	PART NUMBER	QTY.	DESCRIPTION	KIT NUMBER
35	047603	1	RETAINER, input shaft rear bearing	
36	013058	3	CAPSCREW, 3/8"NC x 1-1/4"	
	904206	3	LOCKWASHER, 3/8"	
37	070192	1	CAPSCREW, flat-hd., 3/8"NC x 7/8"	
38	044967	1	FORK, shifting	
39	035280	1	CAPSCREW, shifting fork	
	911053	1	NUT, castle, 3/8"NF	
	900806	1	PIN, cotter, 1/8" x 1"	
40	044980	1	SHAFT, shifting fork	
	905361	1	BALL, steel, 7/16" diam.	
41	030504	1	SEAL, oil, shifting fork shaft	
42	021537	1	SPRING, shifting shaft locking ball	
43	044976	1	SHAFT, output	
44	013207	1	NUT, output shaft (slotted, 2"EF thread)	
	904007	1	PIN, cotter, 3/16" x 3"	
45	032764	1	KEY, output shaft (1/16" x 3")	
46	043000	1	CONE ASSEMBLY, output shaft front bearing	
47	211608	1	CUP, output shaft front bearing	
48	032751	1	RETAINER, output shaft front bearing	
49	036283	3	CAPSCREW, flat-hd., 1/2"NC x 1-1/8"	
50	032753	1	GASKET, bearing retainer	
51	032780	1	GEAR, output shaft (52 teeth)	
52	044978	1	RING, snap, output shaft gear	
53	032762	1	RING, output shaft rear bearing (2 matched halves)	
54	043002	1	CONE ASSEMBLY, output shaft rear bearing	
55	043001	1	CUP, output shaft rear bearing	
56	044852	1	SEAL, oil, output shaft rear bearing	
57	032752	1	RETAINER, output shaft rear bearing	
58	035061	4	CAPSCREW, 1/2"NC x 1-1/4" (Replaces by 035190 CAP- SCREW when power shaft guard is used. (See item 78)	
	904208	4	LOCKWASHER, 1/2"	
59	032946	12	SHIM, rear bearing adjustment (.005" thick. Use as req'd)	
	032944	3	SHIM, rear bearing adjustment (.020" thick. Use as req'd)	
60	044982	1	GEAR ASSEMBLY, reverse (Includes item 61)	
61	044984	2	BUSHING, reverse gear	
62	044970	1	SHAFT, reverse gear	
63	035196	1	LOCK, setscrew	
64	035188	1	SETSCREW (hex-hd., taper pt., 1/2"NC x 1-5/8")	
	911035	1	NUT, jam, 1/2"NC	
65	068388	1	COUPLING, splined	
	914043	1	RIVET, ctsk-hd., 5/16" x 2-5/8"	
66	059868	1	LEVER, operating	
67	U-171	1	KNOB, operating lever	

(Continued)

POWER TAKE-OFF (Continued)

ITEM	PART NUMBER	QTY.	DESCRIPTION	KIT NUMBER
68	059871	1	BRACKET, operating lever	
69	036034	2	CAPSCREW, 3/8"NF x 1"	
	911041	2	NUT, 3/8"NF	
70	058407	1	PIN, pivot, operating lever	
	910967	2	PIN, cotter, 1/8" x 7/8"	
71	059867	1	ROD, control	
	911043	2	NUT, 1/2"NF	
72	068389	2	YOKE, control rod	
73	917648	3	PIN, control rod yoke	
	910967	3	PIN, cotter, 1/8" x 7/8"	
74	083785	1	LOCK, latching, operating lever	
	900942	1	PIN, cotter, 3/32" x 5/8"	
75	059872	1	LEVER, control, intermediate	
76	059857	1	BRACKET, pivot, intermediate control lever	
	910320	1	PIN, cotter, 5/32" x 1-1/2"	
	910255	1	WASHER, plain, SAE std., 3/4"	
77	059861	1	ARM, shifting	
	911115	1	WASHER, plain, SAE std., 3/8"	
	900942	1	PIN, cotter, 3/32" x 5/8"	
78	078482	1	GUARD, power shaft	
79	035190	4	CAPSCREW, 1/2"NC x 1-1/2"	

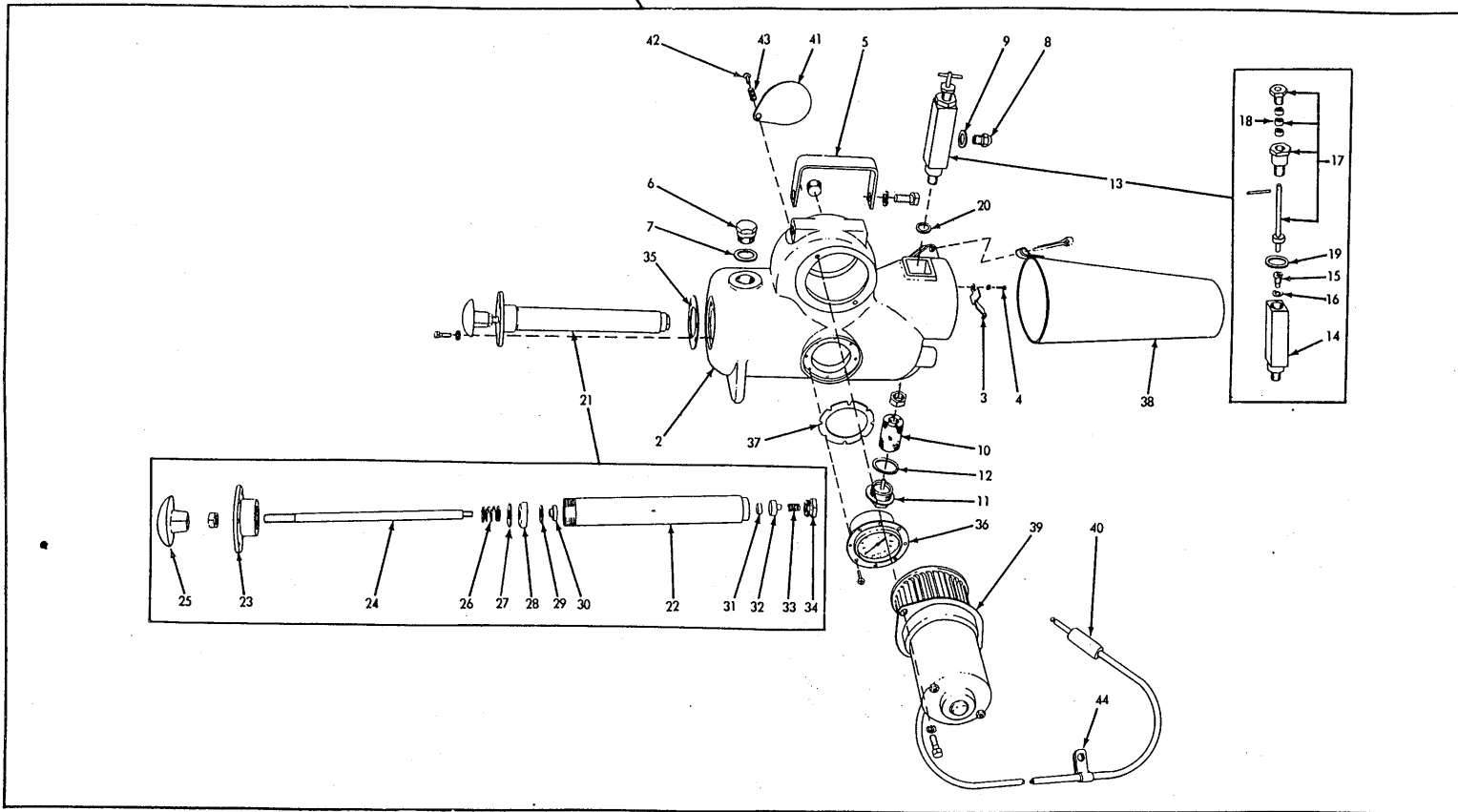
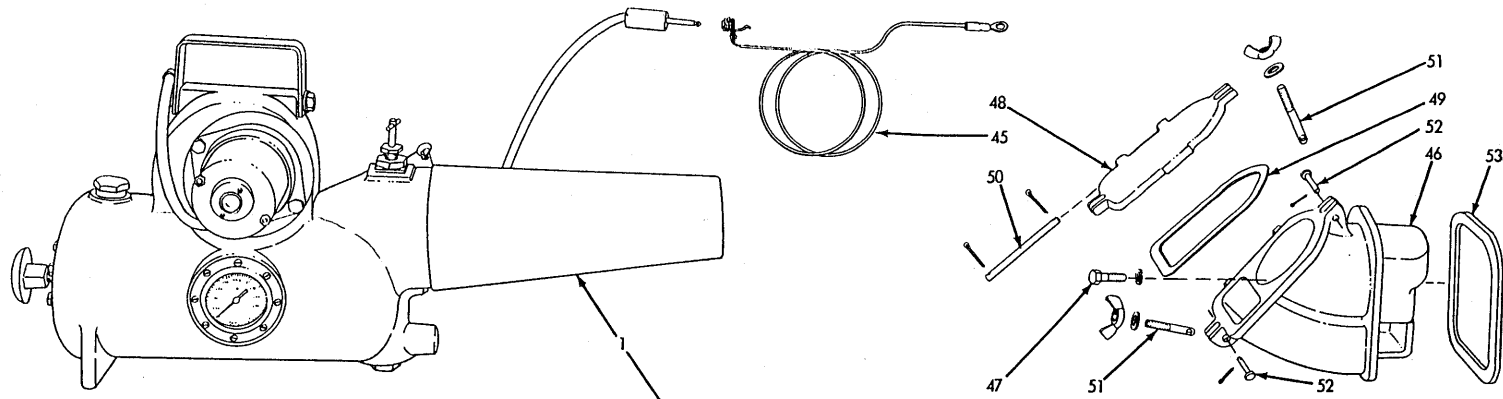


STREET PLATE

USAGE: Special Equipment.

ITEM	PART NUMBER	QTY.	DESCRIPTION
1	073558	1	PLATE, street
2	035014	2	CAPSCREW, 5/8"NF x 1-1/2"
	904209	2	LOCKWASHER, 5/8"
	911044	2	NUT, 5/8"NF

NOTE: Quantities indicated are for one (1) shoe only.



ENGINE PRE-HEATER

ENGINE PRE-HEATER

USAGE: Special Equipment

ITEM	PART NUMBER	QTY.	DESCRIPTION	KIT NUMBER
1	047747	1	PRE-HEATER ASSEMBLY (Consists of items 2 thru 44)	
2	042713	1	CASE, main	
	904223	1	PLUG, pipe, ctsk-hd., 1/2"NPT	
3	042715	1	BLADE, air deflecting	
4	034076	2	SCREW, thread-cutting, cross-recessed-hd., #8 x 1/2"	
	906964	2	LOCKWASHER, #8	
5	042730	1	HANDLE, carrying	
	903628	2	CAPSCREW, 3/8"NC x 5/8"	
	904206	2	LOCKWASHER, 3/8"	
6	042752	1	PLUG, filling hole	
7	042751	1	GASKET, filling hole plug	
8	042738	1	NOZZLE, spray	
9	5151921	1	WASHER, spray nozzle	
10	042743	1	FILTER, fuel	
11	042739	1	PLUG, filter access hole	
12	042744	1	GASKET, filter access hole plug	
13	047734	1	VALVE ASSEMBLY, fuel shut-off (Includes items 14 thru 19)	
	913830	1	NUT, jam, 1/2"NF	
14	047735	1	BODY, fuel shut-off valve	
15	223914	1	VALVE ASSEMBLY, fuel (Consists of 1 NEEDLE, 1 SEAT and 1 GASKET 224151)	
16	224151	1	GASKET, fuel valve	
17	047738	1	STEM ASSEMBLY, fuel shut-off valve (Serviced only as a unit) Includes item 18)	
18	048734	3	RING, packing, fuel shut-off valve	
19	047744	1	GASKET, fuel shut-off valve	
20	5151921	1	WASHER, fuel shut-off valve body	
21	042716	1	PUMP ASSEMBLY, air (Consists of items 22 thru 34)	
	905656	6	CAPSCREW, 1/4"NC x 5/8"	
	904204	6	LOCKWASHER, 1/4"	
22	042718	1	TUBE, air pump	
23	042717	1	NUT, air pump tube	
24	042721	1	SHAFT, air pump	
	911041	1	NUT, 3/8"NF	
25	049659	1	KNOB, air pump	
26	016702	1	SPRING, air pump shaft	
27	042722	1	WASHER, outer, air pump leather	
28	042723	1	LEATHER, air pump	
29	042724	1	WASHER, inner, air pump leather	
30	042725	1	NUT, air pump shaft	
31	042726	1	GASKET, air pump valve	

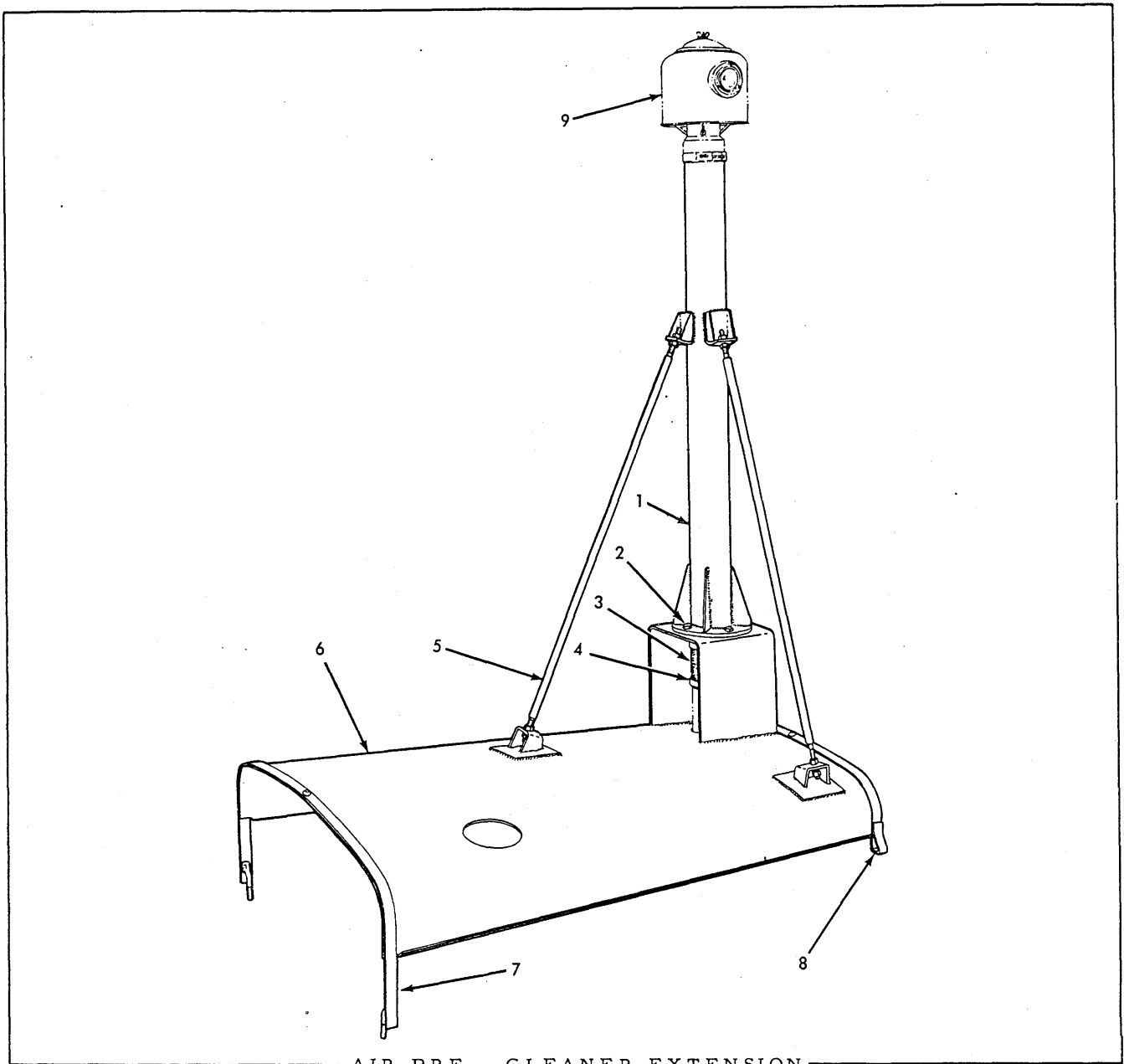
(Continued)

ENGINE PRE-HEATER (Cont'd)

ITEM	PART NUMBER	QTY.	DESCRIPTION	KIT NUMBER
32	042727	1	VALVE, air pump	
33	031580	1	SPRING, air pump valve	
34	042728	1	NUT, air pump valve	
35	042729	1	GASKET, air pump to case	
36	042745	1	GAUGE, air pressure	
	903748	8	SCREW, machine, fil.-hd., #6NC x 3/8"	
37	042753	1	GASKET, air pressure gauge	
38	042747	1	TUBE, extension	
	901344	1	PIN, cotter, 1/4" x 2"	
39	047733	1	MOTOR AND FAN, blower (Serviced only as a unit)	
	906692	2	CAPSCREW, 1/4"NC x 3/8"	
	904204	2	LOCKWASHER, 1/4"	
40	047732	1	PLUG, motor connection	
41	042750	1	PLATE, air regulating	
42	033200	1	SCREW, thread-cutting, cross-recessed-hd., 1/4"NF x 3/4"	
43	031580	1	SPRING, air regulating plate	
44	AM-8691	1	CLIP, motor cable (single, closed type, 1/4" diam., 13/32" bolt hole)	

NOTE: Items listed below comprise the PRE-HEATER ADAPTING PARTS which are mounted permanently on the tractor.

45	047730	1	JACK, motor connection (Includes CABLE and mounting NUT)	
46	048728	1	ELBOW, inlet	
47	035439	1	CAPSCREW, 3/8"NC x 1"	
	904206	1	LOCKWASHER, 3/8"	
48	042694	1	COVER, inlet elbow	
49	042692	1	GASKET, inlet elbow cover	
50	042693	1	PIN, hinge, inlet elbow cover	
	904001	2	PIN, cotter, 3/32" x 1/2"	
51	042691	2	STUD, fastening, inlet elbow cover	
	915017	2	NUT, wing, 3/8"NC	
	911115	2	WASHER, plain, SAE std., 3/8"	
52	U-2787	2	PIN, hinge, inlet elbow cover stud	
	900970	2	PIN, cotter, 1/16" x 1/2"	
53	049205	1	GASKET, inlet elbow to cylinder block (heat resistant)	

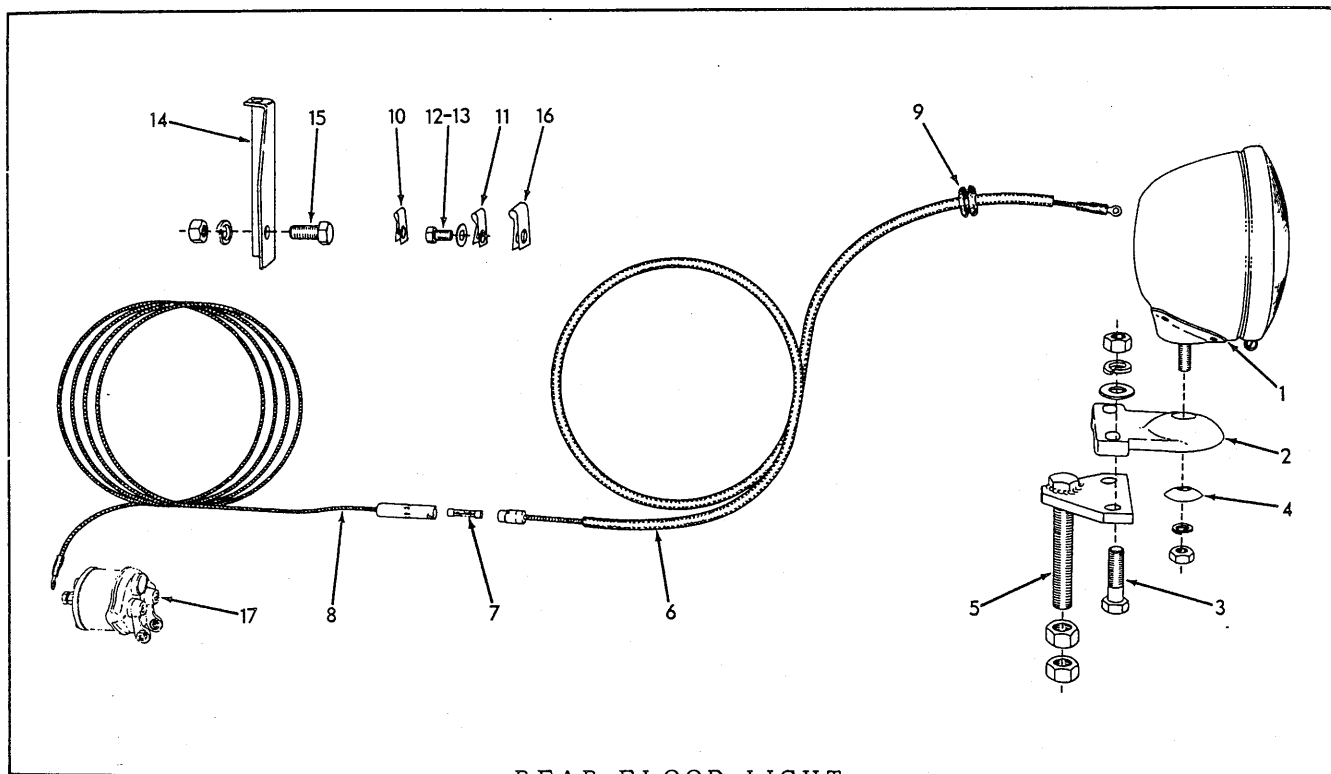


AIR PRE - CLEANER EXTENSION

USAGE: Special Equipment. Not applicable to Model HD9G.

ITEM	PART NUMBER	QTY.	DESCRIPTION	KIT NUMBER
1	074381	1	TUBE, extension	
2	070469	4	CAPSCREW, 1/2"NF x 1-1/4"	
	904208	4	LOCKWASHER, 1/2"	
	911043	4	NUT, 1/2"NF	
3	089517	1	HOSE, extension tube (3-3/4" I. D. x 5-1/2" long)	
4	057598	2	CLAMP, hose, adjustable, 3-5/16" to 4-5/16" diam.	
5	055599	2	ROD, extension tube bracing	
	911043	8	NUT, 1/2"NF	
6	074382	1	HOOD, engine	
7	074379	1	STRAP, engine hood, front	
8	074377	1	STRAP, engine hood, rear	
9	-----	1	PRE-CLEANER ASSEMBLY, air (SEE AIR CLEANER)	

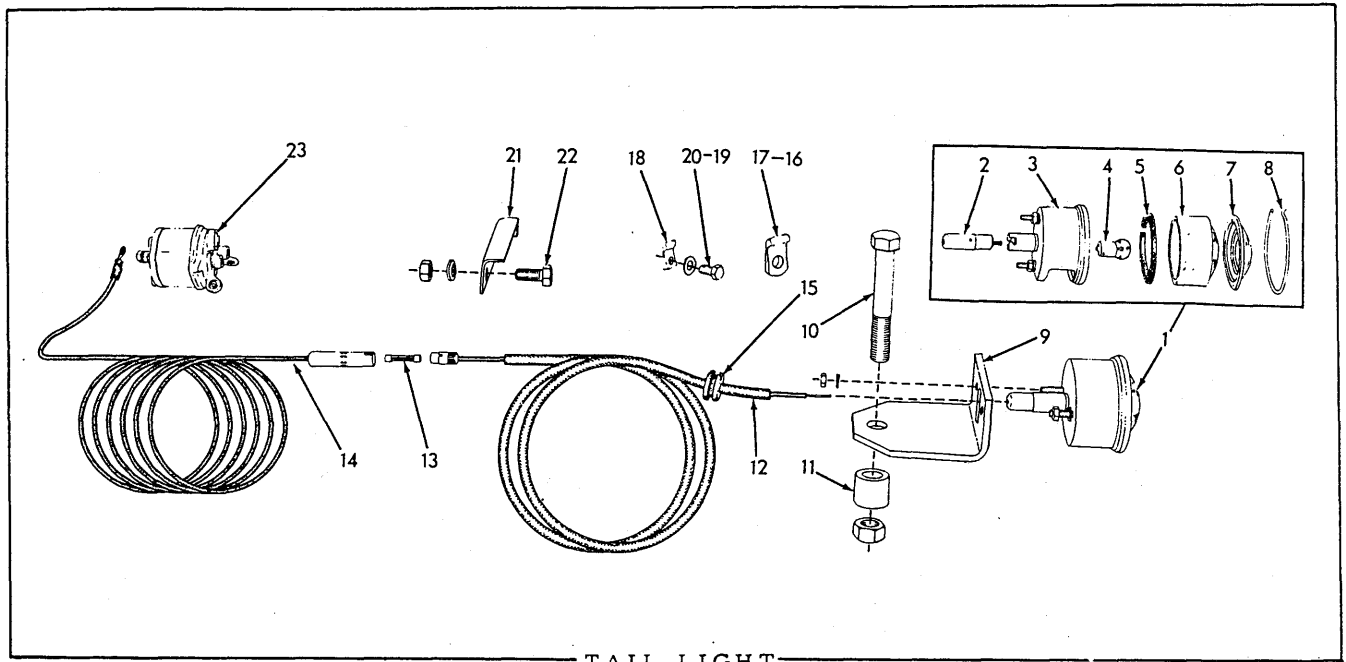




REAR FLOOD LIGHT

USAGE: Special Equipment. Applicable to all tractors except those equipped with Tail Light.

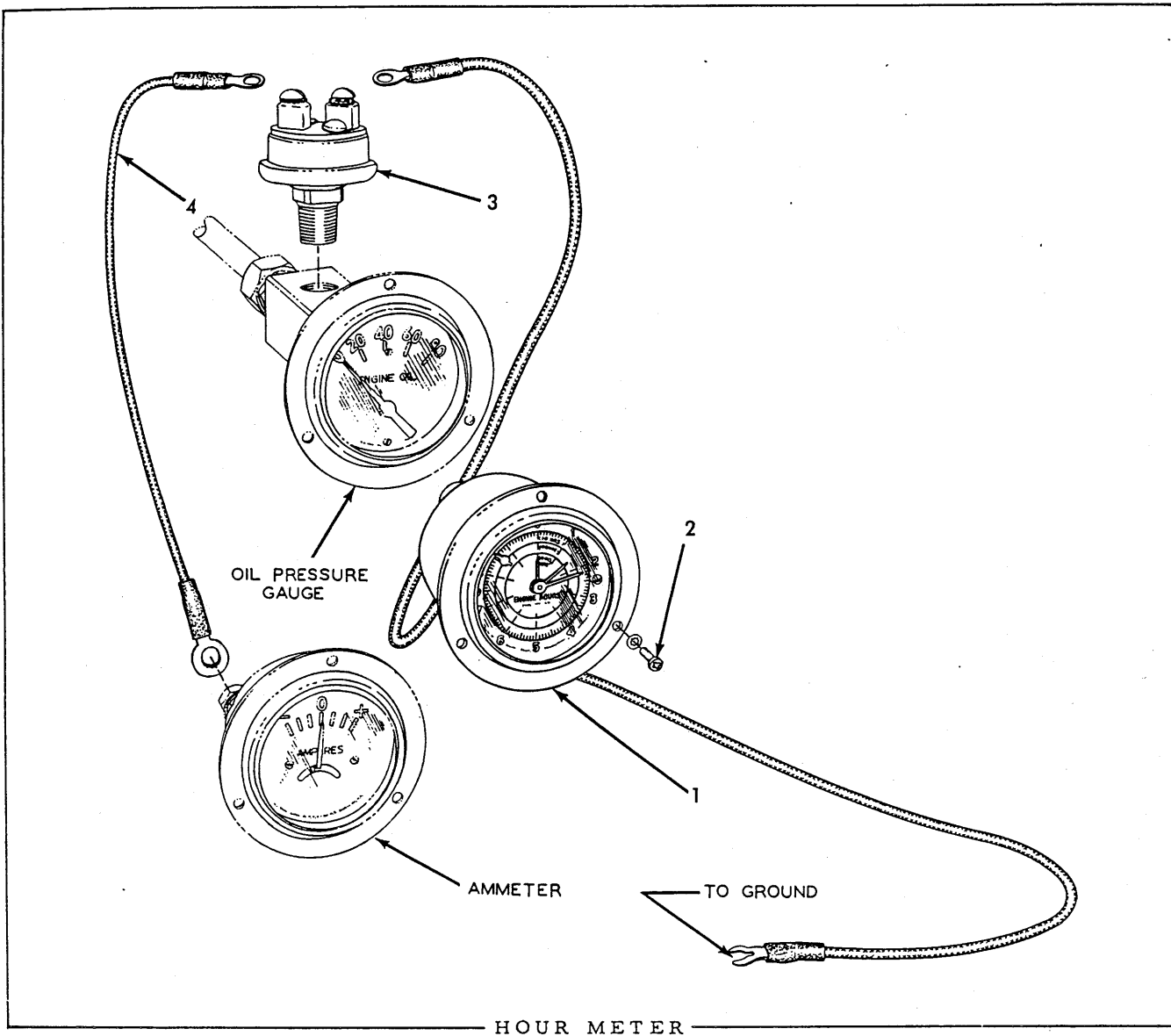
ITEM	PART NUMBER	QTY.	DESCRIPTION	KIT NUMBER
1	053095	1	LIGHT ASSEMBLY (See page 159 for service parts)	
	911026	1	NUT, 3/8"NC	
	904206	1	LOCKWASHER, 3/8"	
2	052737	1	BRACKET, mounting	
3	035073	2	CAPSCREW, 1/2"NF x 1-3/4"	
	910244	2	WASHER, plain, SAE std., 1/2"	
	904208	2	LOCKWASHER, 1/2"	
	911043	2	NUT, 1/2"NF	
4	053277	1	WASHER, mounting	
5	066864	1	PLATE, mounting	
	911044	2	NUT, 5/8"NF	
6	066863	1	CABLE, rear section (53" long)	
7	208960	1	FUSE, cartridge type, 1/4" x 1-1/4", 20 amperes	
8	057562	1	CABLE, front section (58" long)	
9	036887	1	GROMMET, rear cable (Required only on tractors equipped with cab)	
10	U-479	3	CLIP, front cable (closed type, 3/16" diam., 13/32" bolt-hole)	
11	AM-8691	4	CLIP, rear cable (closed type, 1/4" diam., 13/32" bolt-hole)(Used prior to tractor #1177)	
12	036032	1	CAPSCREW, 3/8"NF x 3/4"	
13	035979	1	CAPSCREW, 3/8"NF x 5/8"	
	904206	1	LOCKWASHER, 3/8"	
	911115	2	WASHER, plain, SAE std., 3/8"	
	911041	1	NUT, 3/8"NF	
14	073774	1	ANGLE, clip attaching (Used prior to tractor #1177)	
15	070467	1	CAPSCREW, 1/2"NF x 1"	
	904208	1	LOCKWASHER, 1/2"	
	911043	1	NUT, 1/2"NF	
16	044044	1	CLIP, rear cable (closed type, 1/4" diam., 17/32" bolt-hole)	
17	-----	1	SWITCH (See INSTRUMENTS)	



— TAIL LIGHT —

USAGE: Special Equipment. Applicable to all tractors except those equipped with Rear Flood Light.

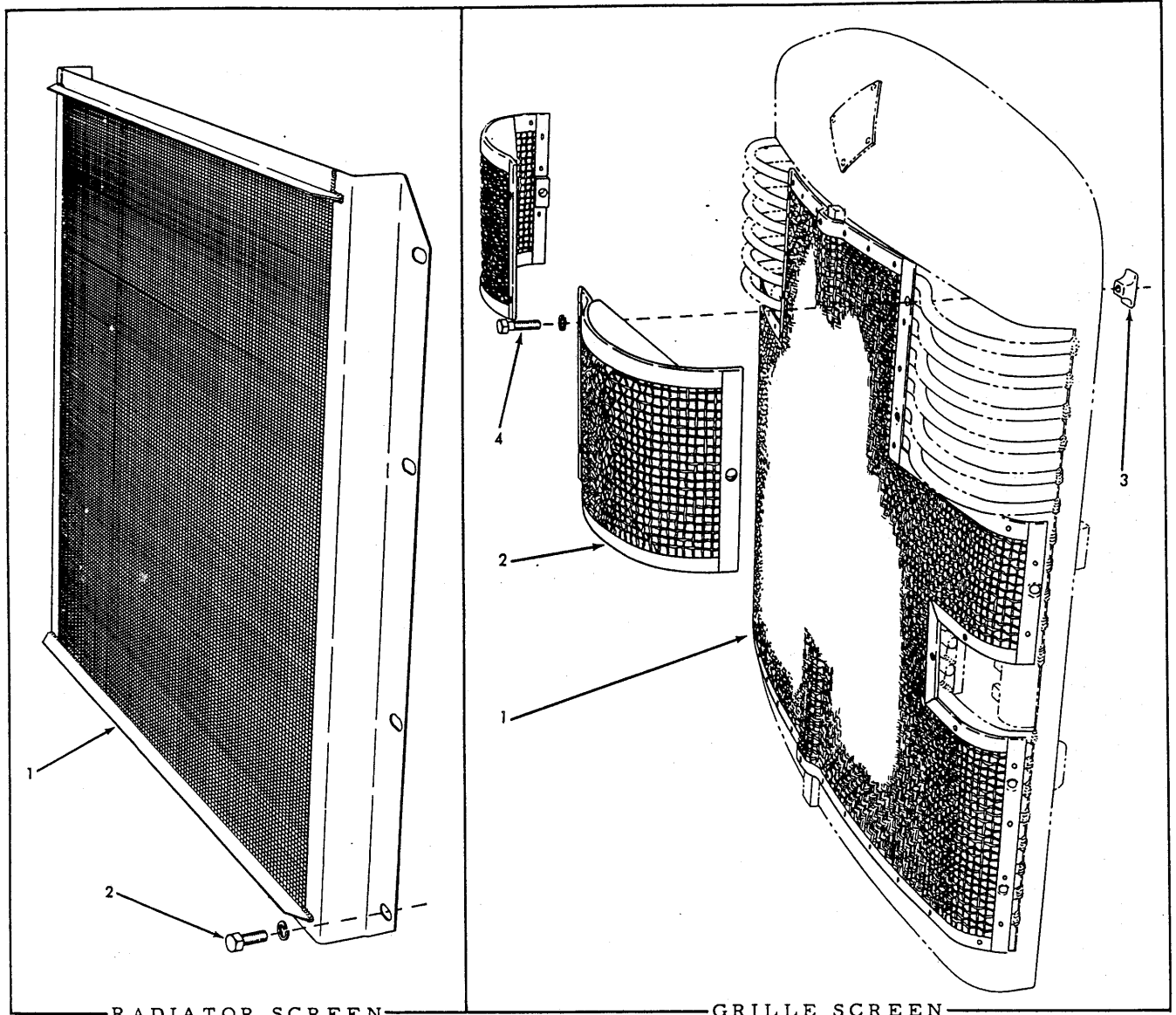
ITEM	PART NUMBER	QTY.	DESCRIPTION	KIT NUMBER
1	033027	1	LIGHT ASSEMBLY, tail (Consists of items 2 thru 8)	
	911040	2	NUT, 1/4"NF	
	904204	2	LOCKWASHER, 1/4"	
2	047307	1	PLUG, cable connecting	
3	-----	1	BODY (Not serviced. Order item 1)	
4	031806	1	BULB, incandescent, single contact, 3 c. p., 12 volt	
5	043713	1	GASKET, glass cup	
6	043716	1	CUP, glass	
7	034014	1	LENS, glass (red)	
8	212758	1	RING, snap, lens retaining	
9	067110	1	BRACKET, tail light mounting	
10	034440	1	CAPSCREW, 5/8"NF x 3-1/2"	
	911044	1	NUT, 5/8"NF	
11	067112	1	BLOCK, bracket spacing	
12	067123	1	CABLE, rear section (50" long)	
13	208960	1	FUSE, cartridge type, 1/4" x 1-1/4", 20 amperes	
14	057562	1	CABLE, front section (58" long)	
15	036887	1	GROMMET, rear cable (Required only on tractors equipped with cab)	
16	U-479	3	CLIP, front cable (closed type, 3/16" diam., 13/32" bolt-hole)	
17	044044	1	CLIP, rear cable (closed type, 1/4" diam., 17/32" bolt-hole)	
18	AM-8691	4	CLIP, rear cable (closed type, 1/4" diam., 13/32" bolt-hole)(Used prior to tractor #1177)	
19	036032	1	CAPSCREW, 3/8"NF x 3/4"	
20	035979	1	CAPSCREW, 3/8"NF x 5/8"	
	911115	2	WASHER, plain, SAE std., 3/8"	
	904206	1	LOCKWASHER, 3/8"	
	911041	1	NUT, 3/8"NF	
21	073774	1	ANGLE, clip attaching (Used prior to tractor #1177)	
22	070467	1	CAPSCREW, 1/2"NF x 1"	
	904208	1	LOCKWASHER, 1/2"	
	911043	1	NUT, 1/2"NF	
23	-----	1	SWITCH (See INSTRUMENTS)	



USAGE: Special Equipment

ITEM	PART NUMBER	QTY.	DESCRIPTION	KIT NUMBER
1	044902	1	METER, hour (See NOTE below)	
2	918210	3	SCREW, thread-cutting, #6-32NC x 1/2" (Includes lockwasher)	
3	050288	1	SWITCH, pressure	
4	050327	1	CABLE, pressure switch to ammeter (8" long)	

NOTE: Meter carries manufacturer's warranty and in case of failure should be returned direct to John W. Hobbs Corporation, Springfield, Illinois for repair.



RADIATOR SCREEN

GRILLE SCREEN

RADIATOR SCREEN

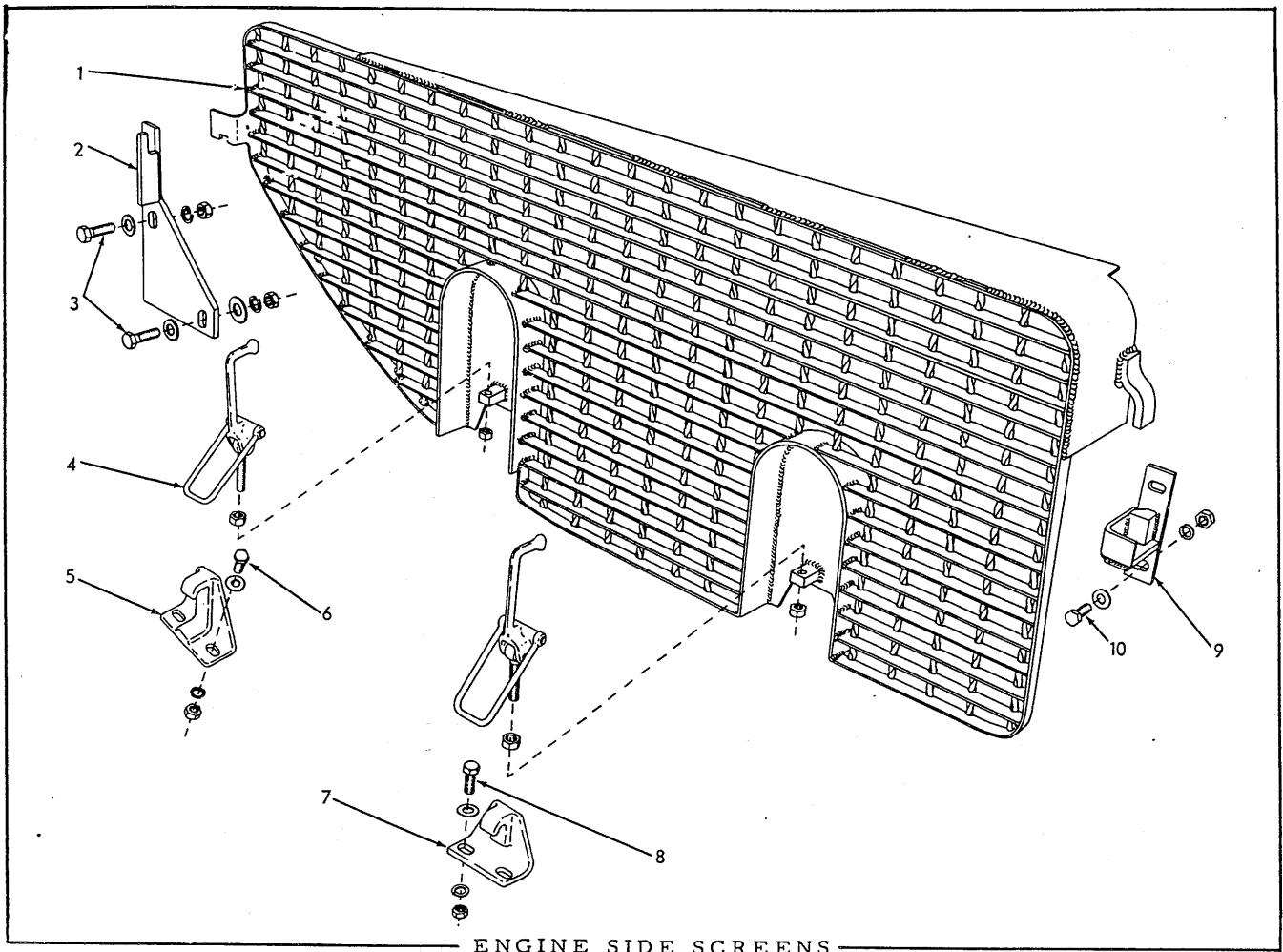
USAGE: Special Equipment. For use with suction type fan only.  
See page 69 for screen used with push type fan.

ITEM	PART NUMBER	QTY.	DESCRIPTION	KIT NUMBER
1	073589	1	SCREEN, radiator (6 openings per lineal inch)	
2	035167	8	CAPSCREW, 3/8"NF x 7/8"	
	904206	8	LOCKWASHER, 3/8"	

GRILLE SCREEN

USAGE: Special Equipment. For Models HD9B and HD9F only.  
Not for use with push-type fan.

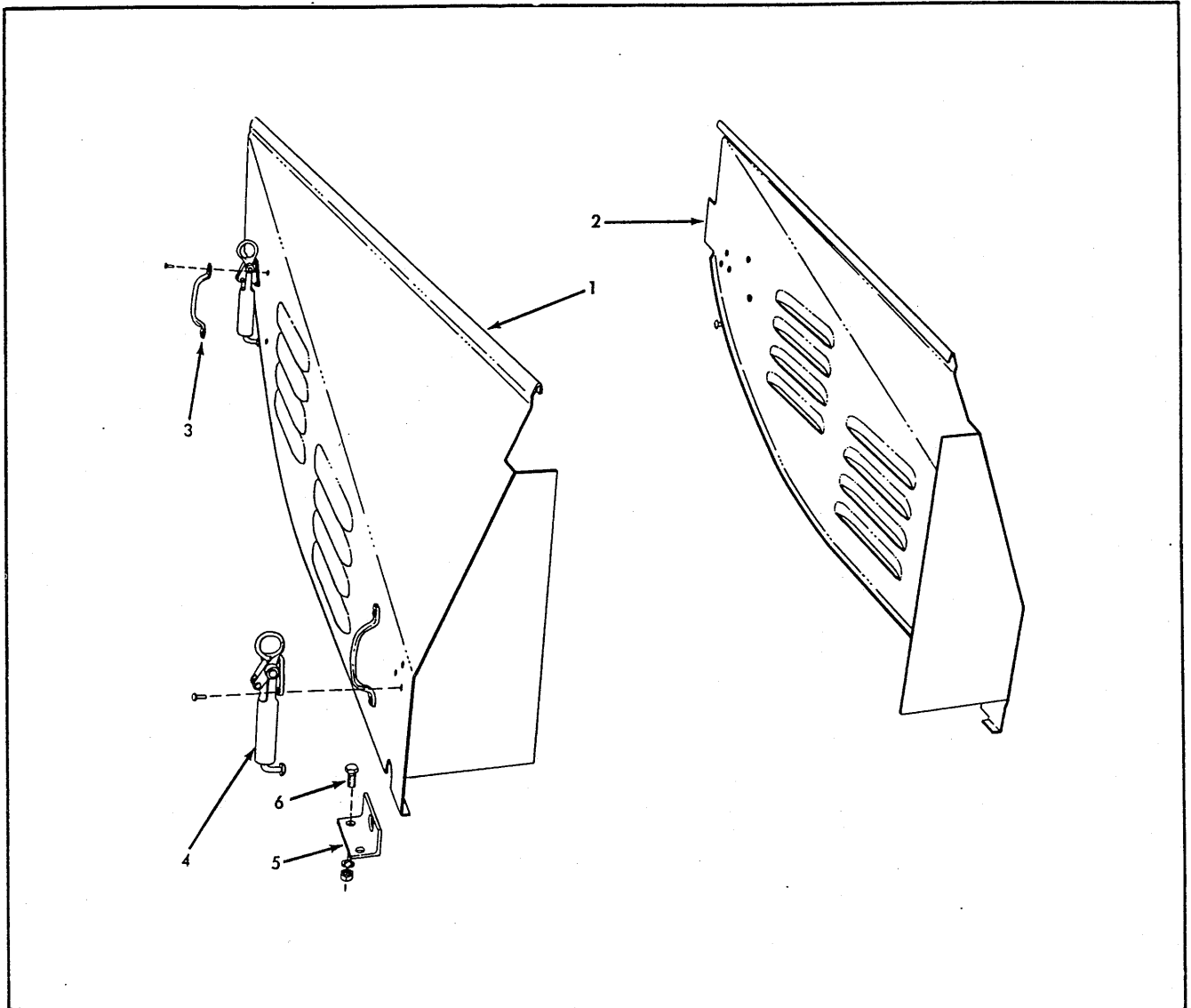
1	069733	1	SCREEN, large section (3 openings per lineal inch)
2	069722	2	SCREEN, small section (covers lights)
3	055836	12	LUG, attaching
4	013058	12	CAPSCREW, 3/8"NC x 1-1/4"
	904206	12	LOCKWASHER, 3/8"



ENGINE SIDE SCREENS

USAGE: Special Equipment. Not applicable to Model HD9G.

ITEM	PART NUMBER	QTY.	DESCRIPTION	KIT NUMBER
1	069795	1	SCREEN, left	
	069796	1	SCREEN, right	
2	069791	1	BRACKET, front suspension, left	
	069792	1	BRACKET, front suspension, right	
3	035018	4	CAPSCREW, 1/2"NF x 1-1/2"	
	910244	4	WASHER, plain, SAE std., 1/2"	
	900818	2	WASHER, plain, U.S. std., 1/2"	
	904208	4	LOCKWASHER, 1/2"	
	911043	4	NUT, 1/2"NF	
4	058908	4	LATCH ASSEMBLY (Each consists of 1 CLEVIS, 1 EYEBOLT, 2 PINS and 1 LEVER. Serviced only as a unit)	
	911041	8	NUT, 3/8"NF	
5	069793	1	BRACKET, front latch, left	
	069794	1	BRACKET, front latch, right	
6	036034	4	CAPSCREW, 3/8"NF x 1"	
	911115	4	WASHER, plain, SAE std., 3/8"	
	904206	4	LOCKWASHER, 3/8"	
	911041	4	NUT, 3/8"NF	
7	067118	2	BRACKET, rear latch	
	036034	4	CAPSCREW, 3/8"NF x 1"	
8	911115	4	WASHER, plain, SAE std., 3/8"	
	904206	4	LOCKWASHER, 3/8"	
	911041	4	NUT, 3/8"NF	
	069789	1	BRACKET, rear suspension, left	
9	069790	1	BRACKET, rear suspension, right	
	069789	1	BRACKET, rear suspension, left	
10	036034	4	CAPSCREW, 3/8"NF x 1"	
	911115	4	WASHER, plain, SAE std., 3/8"	
	904206	4	LOCKWASHER, 3/8"	
	911041	4	NUT, 3/8"NF	

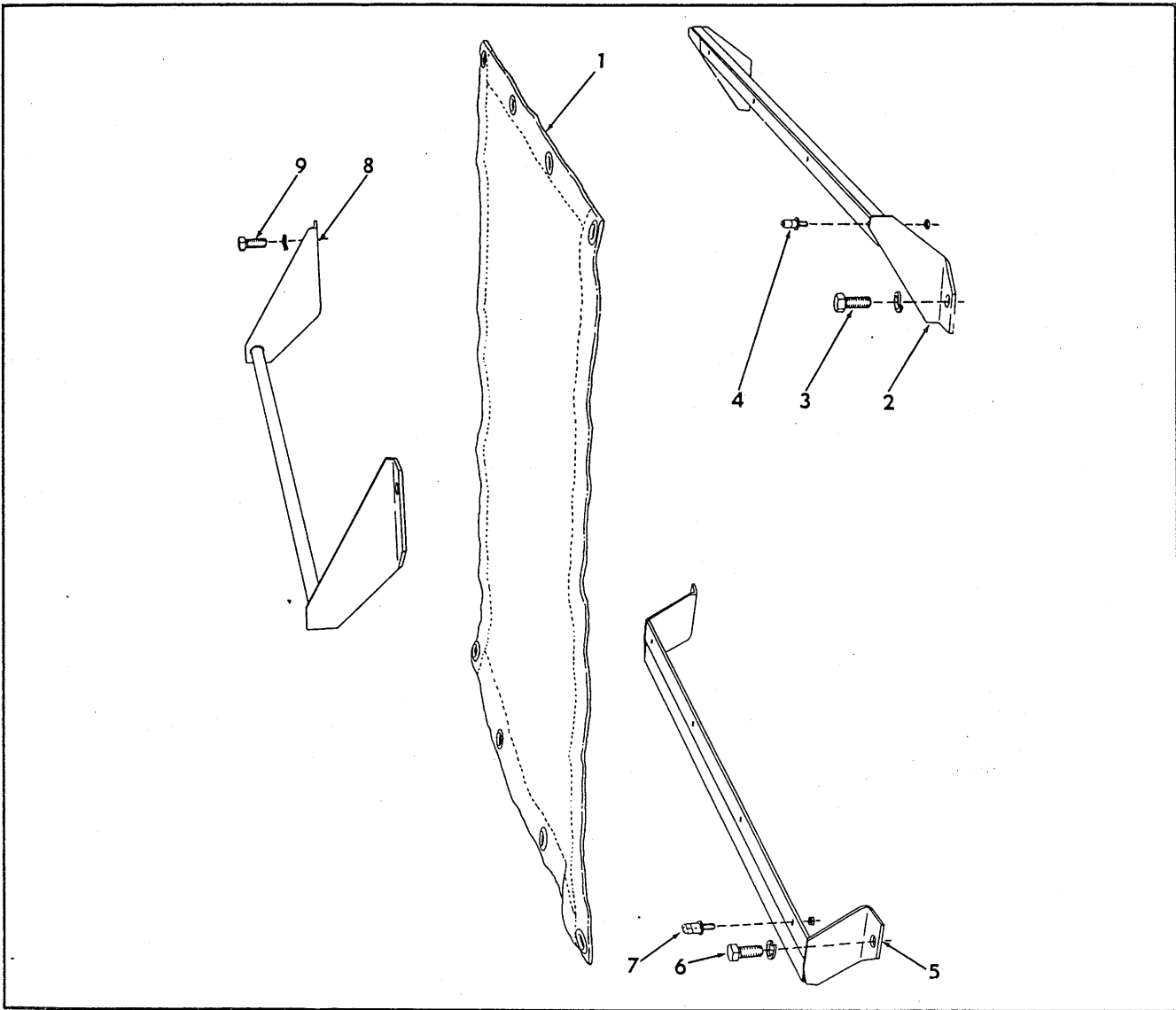


HOOD SIDE PLATES

USAGE: Special Equipment

\* Models HD9B and HD9F  
 \*\* Model HD9G (Not Illustrated)

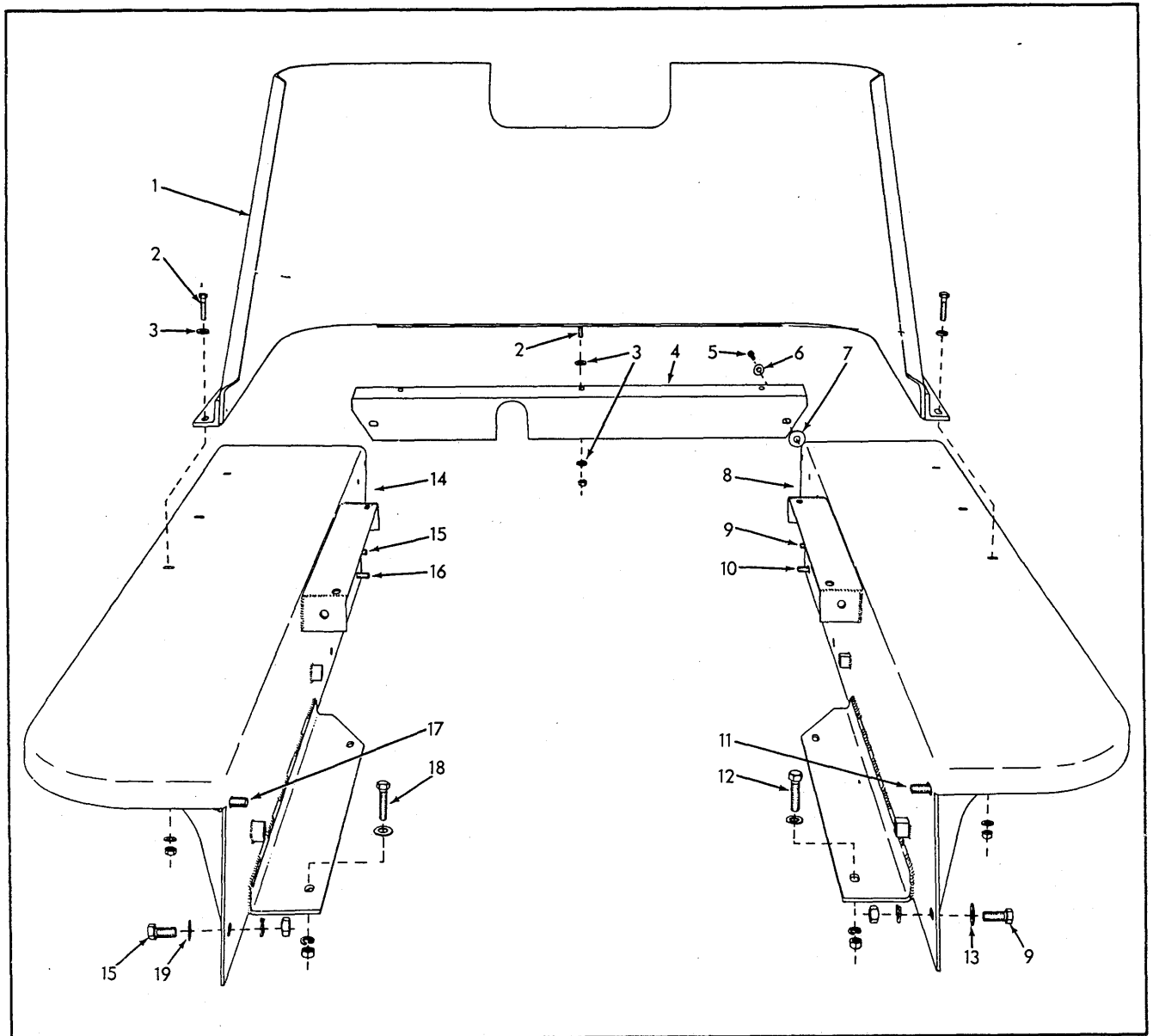
PART QUANTITY				DESCRIPTION	KIT NUMBER
ITEM	NUMBER	*	**		
1	073787	1	-	PLATE ASSEMBLY, left side (Includes items 3 and 4)	
	077153	-	1	PLATE ASSEMBLY, left side (Includes items 3 and 4)	
2	073788	1	-	PLATE ASSEMBLY, right side (Includes items 3 and 4)	
	077154	-	1	PLATE ASSEMBLY, right side (Includes items 3 and 4)	
3	032834	4	4	HANDLE, lifting	
	900764	8	8	RIVET, flat-hd., 3/16" x 1/2"	
4	033060	4	4	FASTENER	
	900764	12	12	RIVET, flat-hd., 3/16" x 1/2"	
5	059899	2	-	ANGLE, latching	
6	035167	4	-	CAPSCREW, 3/8"NF x 7/8"	
	904206	4	-	LOCKWASHER, 3/8"	
	911041	4	-	NUT, 3/8"NF	



RADIATOR CURTAIN

USAGE: Special Equipment. Cannot be used on tractors equipped with push-type fan.

ITEM	PART NUMBER	QTY.	DESCRIPTION	KIT NUMBER
1	064319	1	CURTAIN	
2	073741	1	BRACKET, curtain attaching, top	
3	035167	2	CAPSCREW, 3/8"NF x 7/8"	
	904206	2	LOCKWASHER, 3/8"	
4	057793	4	FASTENER, curtain (short type, #8-32)	
	907154	4	NUT, #8-32	
5	073750	1	BRACKET, curtain attaching, bottom	
6	035167	2	CAPSCREW, 3/8"NF x 7/8"	
	904206	2	LOCKWASHER, 3/8"	
7	057794	4	FASTENER, curtain (long type, #8-32)	
	907154	4	NUT, #8-32	
8	064317	1	ROD, curtain supporting	
9	035167	2	CAPSCREW, 3/8"NF x 7/8"	
	904206	2	LOCKWASHER, 3/8"	



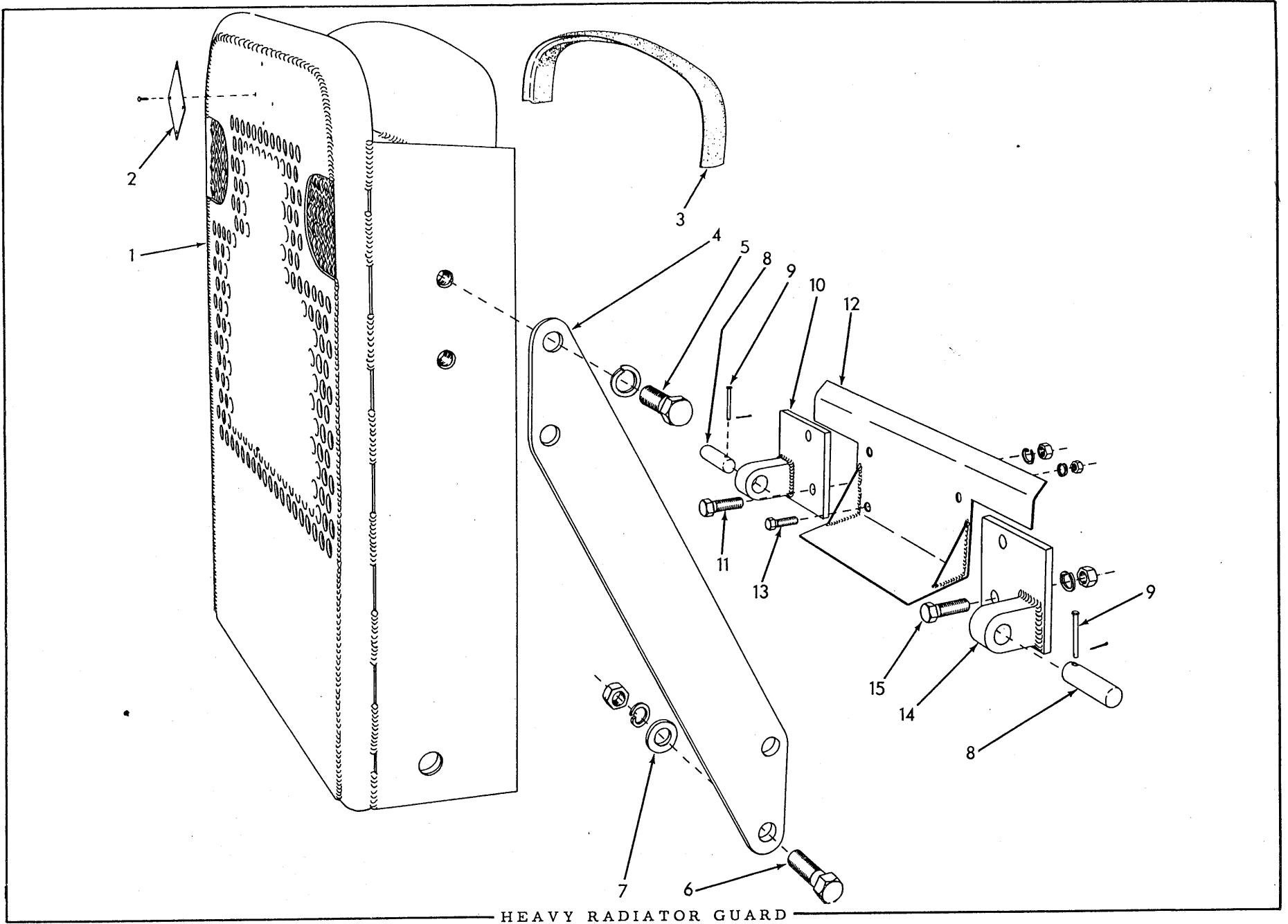
FUEL TANK AND SEAT GUARD

USAGE: Special Equipment. For Tractors engaged in logging operations.

ITEM	PART NUMBER	QTY.	DESCRIPTION	KIT NUMBER
1	068250	1	GUARD	
2	035073	9	CAPSCREW, 1/2"NF x 1-3/4"	
3	064531	18	WASHER, plain (1/4" thick)	
	911043	9	NUT, 1/2"NF	
4	068251	1	ANGLE, guard supporting	
5	035068	2	CAPSCREW, 1/2"NF x 2-1/4"	
6	064531	2	WASHER, plain (1/4" thick)	
7	075396	2	WASHER, spacing (3/8" thick)	
8	078248	1	FENDER, left (Used in place of standard FENDER 078223)	
9	035018	3	CAPSCREW, 1/2"NF x 1-1/2"	
10	070469	1	CAPSCREW, 1/2"NF x 1-1/4"	
11	035067	2	CAPSCREW, 1/2"NF x 2"	
12	035073	2	CAPSCREW, 1/2"NF x 1-3/4"	
13	064531	2	WASHER, plain (1/4" thick)	
	910244	4	WASHER, plain, SAE std., 1/2"	
	904208	6	LOCKWASHER, 1/2"	
	911043	3	NUT, 1/2"NF	

(Continued)





HEAVY RADIATOR GUARD

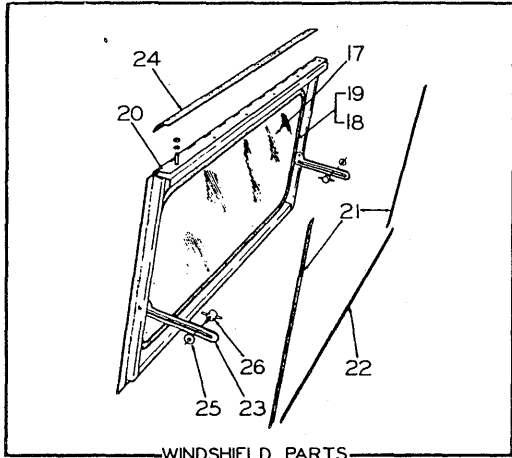
FUEL TANK AND SEAT GUARD (Continued)

ITEM	PART NUMBER	QTY.	DESCRIPTION	KIT NUMBER
14	078249	1	FENDER, right (Used in place of standard FENDER 078224)	
15	035018	3	CAPSCREW, 1/2"NF x 1-1/2"	
16	070469	1	CAPSCREW, 1/2"NF x 1-1/4"	
17	035067	2	CAPSCREW, 1/2"NF x 2"	
18	035073	2	CAPSCREW, 1/2"NF x 1-3/4"	
19	064531	2	WASHER, plain	
	910244	4	WASHER, plain, SAE std., 1/2"	
	904208	6	LOCKWASHER, 1/2"	
	911043	3	NUT, 1/2"NF	

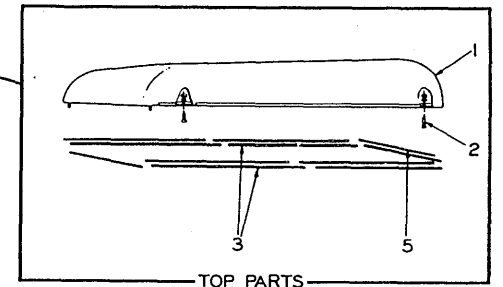
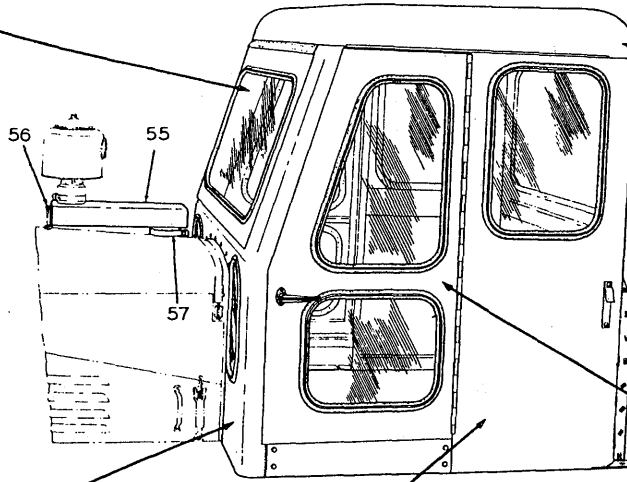
HEAVY RADIATOR GUARD

USAGE: Standard Equipment on Model HD9G. Special Equipment on Models HD9B and HD9F. Installation requires removal of standard BUMPER and GRILLE.

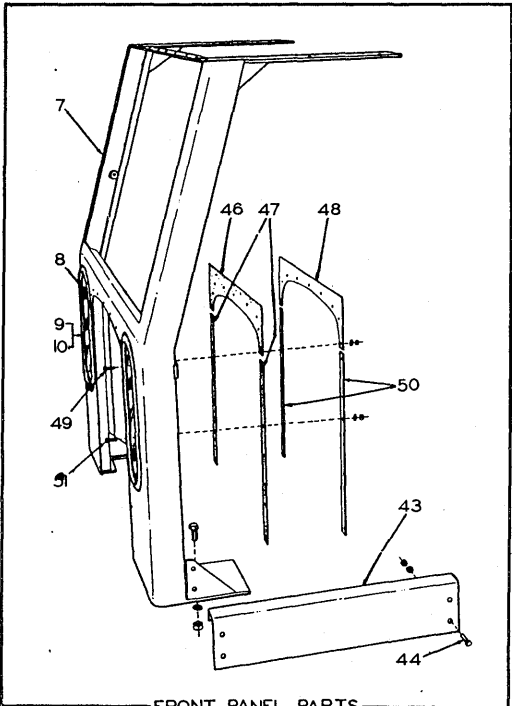
ITEM	PART NUMBER	QTY.	DESCRIPTION	KIT NUMBER
NOTE: Order all parts from Tractomotive Corporation, Deerfield Illinois, unless otherwise indicated, or from nearest authorized Dealer.				
1	6227	1	GUARD, radiator	
2	074794	1	MONOGRAM, A-C (Order from Allis-Chalmers)	
	910219	4	SCREW, drive, #7 x 5/16"	
3	8652	1	SEAL, radiator shell and grille enclosure	
4	6235	2	STRUT, bracing	
5	5197	4	CAPSCREW, 1"NC x 2-3/4"	
6	6267	4	CAPSCREW, 1"NF x 3-1/4"	
	910916	8	LOCKWASHER, 1"	
	911047	4	NUT, 1"NF	
7	1785	4	WASHER, spacing	
8	5217	2	PIN, guard hinge	
9	1621	2	PIN, guard hinge retaining	
	900806	2	PIN, cotter, 1/8" x 1"	
10	6238	1	PLATE, mounting, right	
11	6267	2	CAPSCREW, 1"NF x 3-1/4"	
	910916	2	LOCKWASHER, 1"	
	911047	2	NUT, 1"NF	
12	7021	1	PLATE, air baffle	
13	3151	4	CAPSCREW, 3/4"NF x 2-1/4"	
	904369	4	LOCKWASHER, 3/4"	
	911045	4	NUT, 3/4"NF	
14	6237	1	PLATE, mounting, left	
15	6267	2	CAPSCREW, 1"NF x 3-1/4"	
	910916	2	LOCKWASHER, 1"	
	911047	2	NUT, 1"NF	



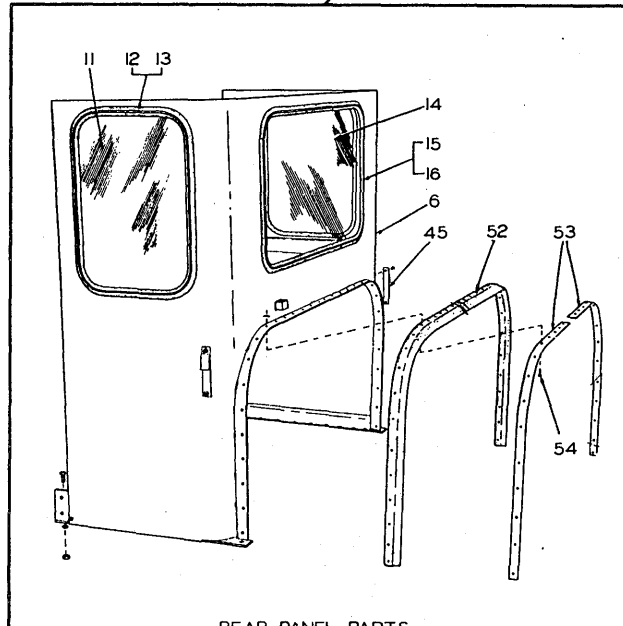
WINDSHIELD PARTS



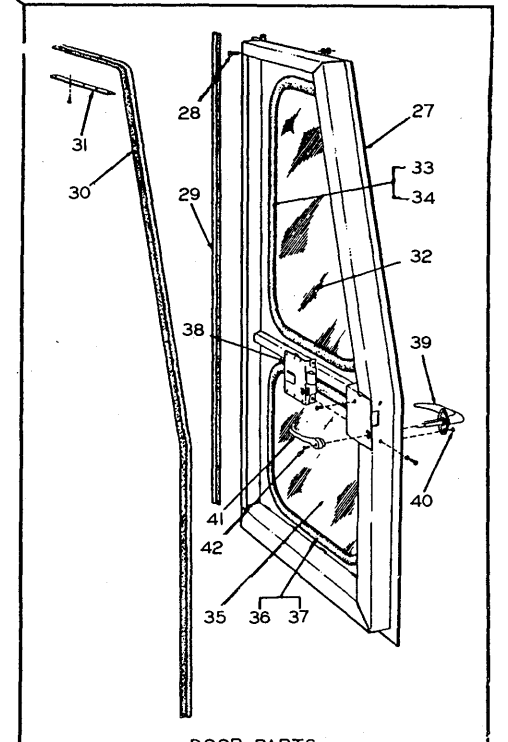
TOP PARTS



FRONT PANEL PARTS



REAR PANEL PARTS



DOOR PARTS

C A B

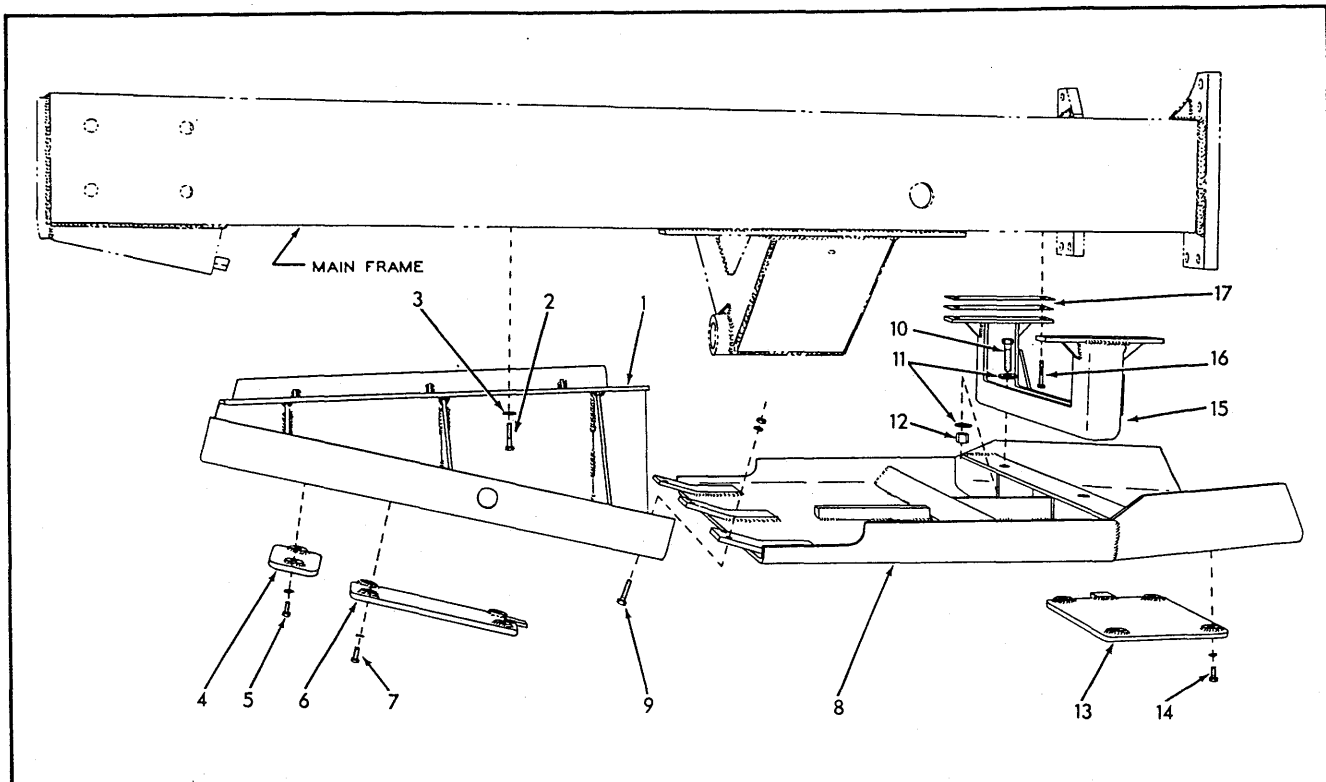
## C A B

ITEM	PART NUMBER	QTY.	DESCRIPTION	USAGE: Special Equipment	KIT NUMBER
1	078001	1	TOP, cab		
2	035439	14	CAPSCREW, 3/8"NC x 1"		
	914814	4	SCREW, machine, fl-hd., 3/8"NC x 1"		
	904206	18	LOCKWASHER, 3/8"		
	911026	16	NUT, 3/8"NC		
3	078387	11	SEAL, cab top (30" long)		
5	078389	1	SEAL, cab top, rear outer		
6	078213	1	PANEL, cab rear section (stripped of all removable parts)		
	913033	4	CAPSCREW, 1/2"NC x 1-1/8"		
	904208	4	LOCKWASHER, 1/2"		
	911028	4	NUT, 1/2"NC		
7	078002	1	PANEL, cab front section (stripped of all removable parts)		
	913033	4	CAPSCREW, 1/2"NC x 1-1/8"		
	904208	4	LOCKWASHER, 1/2"		
	911028	4	NUT, 1/2"NC		
8	077956	2	GLASS, front panel		
9	077976	2	SEAL, front panel glass		
10	077981	2	STRIP, expanding, front panel glass seal		
11	077959	2	GLASS, side panel		
12	077977	2	SEAL, side panel glass		
13	077982	2	STRIP, expanding, side panel glass seal		
14	077961	1	GLASS, rear panel		
15	077974	1	SEAL, rear panel glass		
16	077979	1	STRIP, rear panel glass seal		
17	077960	1	GLASS, windshield		
18	077972	1	SEAL, windshield glass		
19	077955	1	STRIP, expanding, windshield glass seal		
20	078018	1	FRAME, windshield (Stripped of all removable parts. Includes item 23)		
	903631	6	CAPSCREW, 3/8"NC x 1-1/4"		
	904206	6	LOCKWASHER, 3/8"		
	911026	6	NUT, 3/8"NC		
21	078006	2	SEAL, windshield frame, side (sponge rubber)		
22	078005	1	SEAL, windshield frame, bottom (sponge rubber)		
23	-----	2	ARM, windshield regulating		
	915696	2	RIVET, rd-hd., 1/4" x 1-3/8"		
24	077997	1	SEAL, windshield hinge		
25	078017	2	SPACER, windshield regulating arm		
26	077534	2	SCREW ASSEMBLY, windshield adjustment (Includes HANDLE)		
27	078003	1	DOOR, left (Stripped of all removable parts)		
	078004	1	DOOR, right (Stripped of all removable parts).		
28	034964	22	CAPSCREW, 1/4"NC x 3/4"		
	904204	22	LOCKWASHER, 1/4"		
	911024	22	NUT, 1/4"NC		

(Continued)

## CAB (Continued)

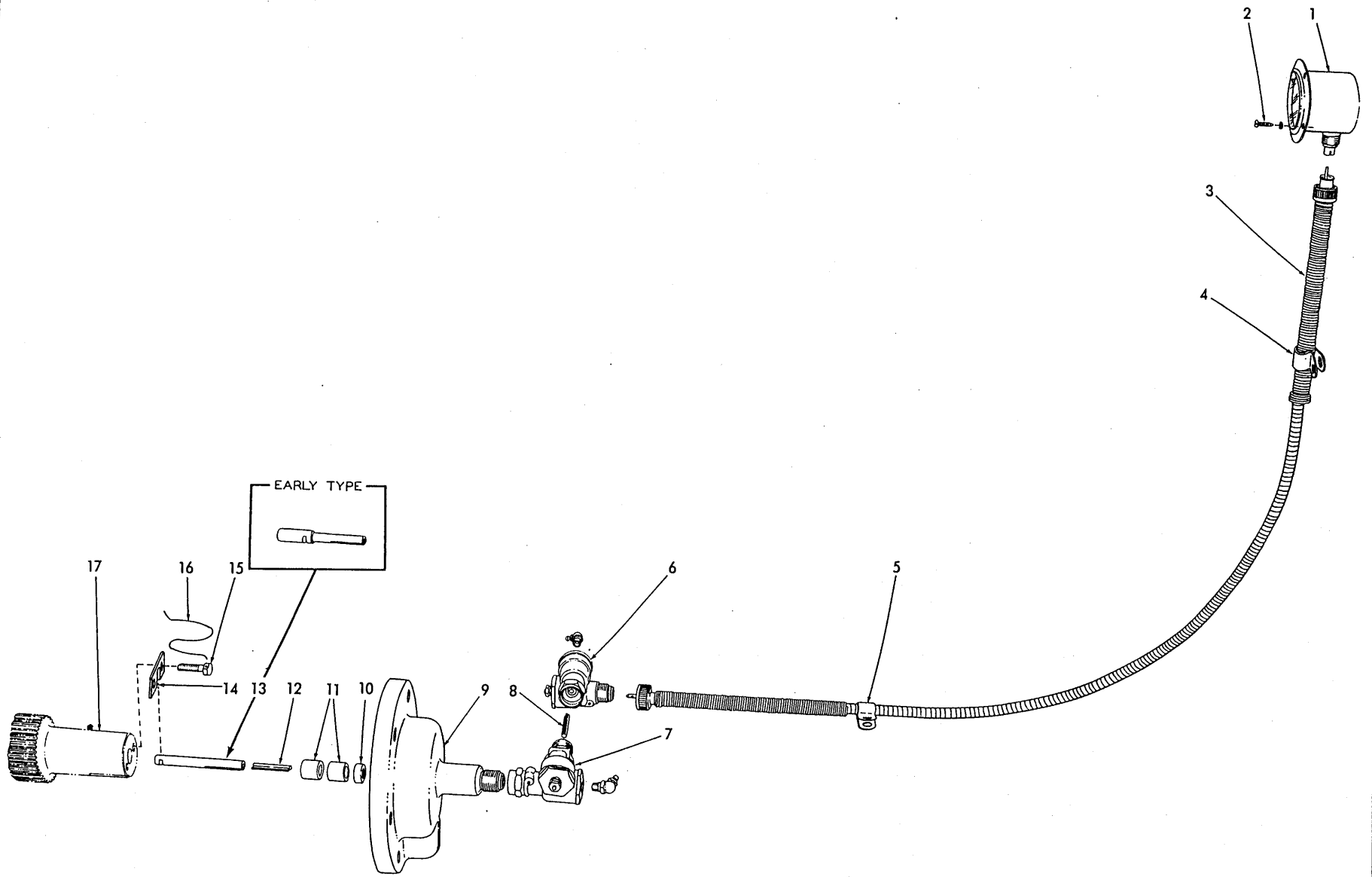
ITEM	PART NUMBER	QTY.	DESCRIPTION	KIT NUMBER
29	078391	2	SEAL, door back	
30	078390	2	SEAL, door front and top	
31	078019	2	RETAINER, door top seal	
	912843	10	SCREW, drive, #12 x 1/2"	
32	077957	2	GLASS, door, upper	
33	077973	2	SEAL, door upper glass	
34	077978	2	STRIP, expanding, door upper glass seal	
35	077958	2	GLASS, door, lower	
36	077975	2	SEAL, door lower glass	
37	077980	2	STRIP, expanding, door lower glass seal	
38	077641	1	LOCK ASSEMBLY, left door (Serviced only as a unit)	
	077642	1	LOCK ASSEMBLY, right door (Serviced only as a unit)	
	903754	6	SCREW, machine, #12-24NC x 5/8"	
	916158	6	LOCKWASHER, ext-tooth, #12	
39	077526	2	HANDLE, door, outside	
40	077717	4	SCREW, machine, oval head, 1/4"NC x 5/8"	
41	077546	2	HANDLE, door, inside	
42	077719	2	SCREW, machine, oval head, #10-32NF x 1/2"	
43	078025	1	PANEL, left door sill	
	078026	1	PANEL, right door sill	
44	035439	8	CAPSCREW, 3/8"NC x 1"	
	904206	8	LOCKWASHER, 3/8"	
	911026	8	NUT, 3/8"NC	
45	078015	1	BRACKET, left door hold-back	
	078016	1	BRACKET, right door hold-back	
	903625	4	CAPSCREW, 1/4"NC x 3/4"	
	904204	4	LOCKWASHER, 1/4"	
	911024	4	NUT, 1/4"NC	
46	078032	1	SEAL, cowl top	
47	078029	2	SEAL, cowl side	
48	078031	1	RETAINER, cowl top seal	
49	045312	9	CAPSCREW, 5/16"NC x 3/4"	
	904205	9	LOCKWASHER, 5/16"	
	911025	9	NUT, 5/16"NC	
50	078021	2	RETAINER, cowl side seal	
51	045312	8	CAPSCREW, 5/16"NC x 3/4"	
	904205	8	LOCKWASHER, 5/16"	
	911025	8	NUT, 5/16"NC	
52	077998	2	SEAL, rear panel to fuel tank	
53	078020	2	RETAINER, rear panel seal	
54	082153	32	SCREW, truss-hd., 1/4"NC x 3/4"	
	915938	32	NUT, speed, 1/4"NC	
55	078027	1	EXTENSION, air pre-cleaner	
56	035244	2	CAPSCREW, 3/8"NC x 3/4"	
	904206	2	LOCKWASHER, 3/8"	
	911026	2	NUT, 3/8"NC	
57	078024	1	CLAMP ASSEMBLY, air pre-cleaner extension (Includes BOLT)	



**BOTTOM GUARDS**

USAGE: Special Equipment. Not applicable to Model HD9G.

ITEM	PART NUMBER	QTY.	DESCRIPTION	KIT NUMBER
1	064170	1	GUARD ASSEMBLY, bottom, front section (Includes items 4 thru 7) (Used in place of standard crankcase GUARD 057774)	
2	035067	8	CAPSCREW, 1/2"NF x 2"	
	904208	8	LOCKWASHER, 1/2"	
	911043	8	NUT, 1/2"NF	
3	064531	8	WASHER, plain	
4	068636	1	COVER, radiator drain access hole	
5	035221	2	CAPSCREW, 1/2"NC x 1"	
	904208	2	LOCKWASHER, 1/2"	
6	064175	1	COVER, crankcase drain access hole	
7	035221	4	CAPSCREW, 1/2"NC x 1"	
	904208	4	LOCKWASHER, 1/2"	
8	064220	1	GUARD ASSEMBLY, bottom, rear section (Includes items 13 and 14)	
9	035073	6	CAPSCREW, 1/2"NF x 1-3/4"	
	904208	6	LOCKWASHER, 1/2"	
	911043	6	NUT, 1/2"NF	
10	012984	2	CAPSCREW, 3/4"NF x 2-3/4"	
11	061689	4	WASHER, plain	
12	012767	2	NUT, high, 3/4"NF	
13	064219	1	COVER, transmission drain access hole	
14	035221	4	CAPSCREW, 1/2"NC x 1"	
	904208	4	LOCKWASHER, 1/2"	
15	073648	1	CHANNEL, bottom guard supporting	
16	035892	4	CAPSCREW, 1/2"NF x 2-1/2"	
	904208	4	LOCKWASHER, 1/2"	
	911043	4	NUT, 1/2"NF	
17	073715	6	SHIM, channel adjusting (Use as req'd)	



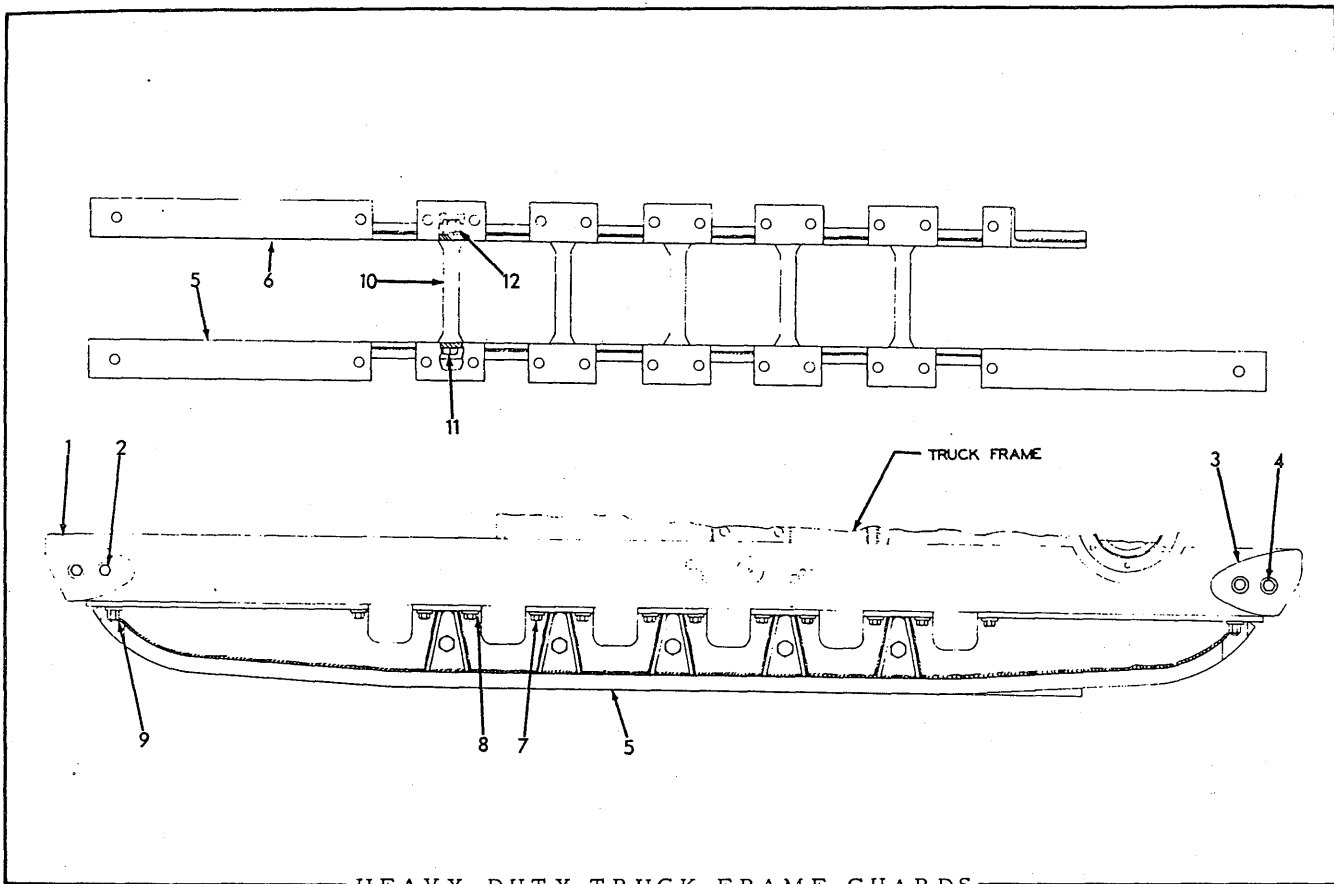
ODOMETER

ODOMETER

USAGE: Special Equipment.

ITEM	PART NUMBER	QTY.	DESCRIPTION	KIT NUMBER
1	047678	1	ODOMETER (registers miles)	
	057784	1	ODOMETER (registers kilometers)	
2	918210	3	SCREW, thread-cutting, #6 x 1/2" (Includes lockwasher)	
3	077688	1	SHAFT ASSEMBLY, flexible (42-1/2" long)(Serviced only as a unit)	
4	047381	1	CLIP, shaft supporting (closed type, 5/8" diam., 13/32" bolt-hole)	
5	033043	1	CLIP, shaft supporting (closed type, 7/16" diam., 13/32" bolt-hole)	
6	077680	1	ADAPTER ASSEMBLY (Reduction ratio 1 to .266. Includes FITTING indented below. Serviced only as a unit)	
	915275	1	FITTING, lubricating, 67-1/2 <sup>o</sup> , 1/8"NPT	
7	077679	1	ADAPTER ASSEMBLY (Reduction ratio 1 to .181. Includes FITTING indented below. Serviced only as a unit)	
	915275	1	FITTING, lubricating, 67-1/2 <sup>o</sup> , 1/8"NPT	
8	078407	1	KEY, adapter drive (1-9/16" long)	
9	069638	1	COVER, pinion shaft (Used with 069640 drive SHAFT on early units only. Replaces standard COVER 069366)	
	079538	1	COVER ASSEMBLY, pinion shaft (Includes items 10 and 11)(Used with 079534 drive shaft. Replaces standard COVER 069366)	
10	069641	1	SEAL, oil, drive shaft	
11	079536	2	BUSHING, drive shaft (Used only with 079534 drive shaft)	
12	078407	1	KEY, drive shaft (1-9/16" long)(Used only with 069640 SHAFT on early units)	
	079887	1	KEY, drive shaft (2-1/4" long)(Used only with 079534 SHAFT)	
13	069640	1	SHAFT, drive (Used on early units)	
	079534	1	SHAFT, drive (Not used on early units)	
14	069639	1	LOCK, drive shaft (Used only with 069640 SHAFT on early units)	
	079535	1	LOCK, drive shaft (Used only with 079534 SHAFT)	
15	012468	2	CAPSCREW (drilled-hd., 5/16"NC x 7/8"	
16	023633	1	WIRE, locking (1/16" x 12")	
17	-----	1	PINION (See TRANSMISSION PINION SHAFT)	





HEAVY-DUTY TRUCK FRAME GUARDS

USAGE: Special Equipment.

ITEM	PART NUMBER	QTY.	DESCRIPTION	KIT NUMBER
1	083163	3	GUARD, end, left hand	
2	023465	6	CAPSCREW, 5/8"NF x 1-3/4"	
	904209	6	LOCKWASHER, 5/8"	
	911044	6	NUT, 5/8"NF	
3	083164	3	GUARD, end, right hand	
4	023465	6	CAPSCREW, 5/8"NF x 1-3/4"	
	904209	6	LOCKWASHER, 5/8"	
	911044	6	NUT, 5/8"NF	
NOTE: The following items are applicable only to Model HD9B.				
5	083158	2	GUARD, outer (Replaces standard GUARD 057012)	
6	083159	1	GUARD, inner, left (Replaces standard GUARD 057009)	
	083160	1	GUARD, inner, right (Replaces standard GUARD 057010)	
7	023618	54	CAPSCREW, guard attaching (5/8"NF x 2-1/2")	
8	602448	54	WASHER, plain	
9	072366	6	NUT, high, 5/8"NF	
10	083150	10	SPACER, guard bracing	
11	083165	10	CAPSCREW, 7/8"NF x 11-1/2"	
	905347	10	LOCKWASHER, 7/8"	
	070400	10	NUT, high, 7/8"NF	

SERVICE KITS

KIT NUMBER	DESCRIPTION		
052676	BEARING KIT, crankshaft rear main (standard size)		
	1	5179630	SHELL, lower
	1	5179631	SHELL, upper
	4	5159353	WASHER, thrust
	4	040398	PIN, dowel
052677	BEARING KIT, crankshaft rear main (.010" undersize)		
	1	5192883	SHELL, lower
	1	5192884	SHELL, upper
	4	5159353	WASHER, thrust
	4	040398	PIN, dowel
052678	BEARING KIT, crankshaft rear main (.020" undersize)		
	1	5192887	SHELL, lower
	1	5192888	SHELL, upper
	4	5159353	WASHER, thrust
	4	040398	PIN, dowel
052679	BEARING KIT, crankshaft rear main (.030" undersize)		
	1	5192891	SHELL, lower
	1	5192892	SHELL, upper
	4	5159353	WASHER, thrust
	4	040398	PIN, dowel
058037	GASKET SET, engine overhaul (For engines prior to #4A-19529)		
	1	040095	WASHER (Discard. Not HD9)
	1	040097	GASKET (Discard. Not HD9)
	1	040100	GASKET (Discard. Not HD9)
	1	040118	GASKET, air intake
	1	040149	GASKET (Discard. Not HD9)
	1	040395	GASKET (Discard. Not HD9)
	2	040399	GASKET, relief valve plug
	4	040400	GASKET, hand hole cover bolt
	2	040942	GASKET (Discard. Not HD9)
	1	044872	GASKET (Discard. Not HD9)
	1	207046	GASKET (Discard. Not HD9)
	1	3222489	GASKET (Discard. Not HD9)
	1	3222555	GASKET (Discard. Not HD9)
	2	3249110	GASKET (Not A-C. Discard)
	1	3290612	GASKET (Not A-C. Discard)
	2	4369766	GASKET, pump to blower
	4	5150020	GASKET, hand hole cover
	1	5150024	GASKET, water hole cover
	1	5150044	GASKET, cylinder head
	2	5150052	GASKET, engine lifter bracket
	1	5150054	GASKET, flywheel housing
	2	5150055	GASKET (Discard. Not HD9)
	1	5150057	GASKET, star cover
	2	5150059	GASKET, flywheel housing cover
	1	5150071	GASKET, balance weight cover
	1	5150116	GASKET, oil pan
	1	5150144	GASKET (Discard. Not HD9)
	2	5150154	GASKET, oil cooler adapter
	1	5150155	GASKET, oil cooler housing
	1	5150181	GASKET, crankshaft front cover
	1	5150188	GASKET, water pump body
	1	5150191	PACKING, water pump outlet
	2	5150195	GASKET, exhaust manifold
	2	5150234	GASKET, blower end cover
	1	5150236	GASKET, blower to block
	2	5150246	GASKET, blower drive
	4	5150269	GASKET, cylinder head hole cover
	1	5150286	GASKET, blower drive support
	1	5150328	GASKET, rocker cover
	4	5150361	GASKET, water manifold
	1	5150780	SCREEN, blower inlet
	1	5150889	GASKET, governor cover
	2	5150890	GASKET, governor weight housing*
	1	5150900	GASKET, breather pipe
	1	5151190	GASKET, water by-pass tube (Discard. Not HD9)
	3	5151370	GASKET, oil pipe
	1	5152904	GASKET, spacing
	1	5152944	GASKET, governor spring housing
	1	5153059	PACKING (Discard. Not HD9)

(Continued)

SERVICE KITS

KIT NUMBER	DESCRIPTION
058037	GASKET SET, engine overhaul (Continued)
2	5153313 GASKET, oil pipe
1	5153560 SEAL (Discard. Not HD9)
1	5153627 GASKET, oil pump inlet
2	5153902 GASKET, water hole cover
1	5154199 GASKET, oil by-pass valve
1	5154215 GASKET, oil cooler element
1	5155816 GASKET, hole cover
1	5156768 GASKET (Discard. Not HD9)
1	5161003 GASKET (Discard. Not A-C.)
1	5165221 GASKET, governor cap
1	5168176 GASKET (Discard. Not HD9)
2	5169478 GASKET, water by-pass tube
1	5177773 GASKET, relief valve plug
2	5177798 GASKET, end plate
1	5192919 GASKET SET, oil cylinder head
1	5226029 GASKET (Discard. Not HD9)
2	5230018 GASKET (Discard. Not HD9)
058039	GASKET SET, cylinder head (For engines prior to #4A-19529)
1	3222555 GASKET, Water manifold cover (Discard. Not HD9)
2	3249110 GASKET (Discard. Not A-C.)
1	5150044 GASKET, cylinder head
2	5150052 GASKET, lifter bracket
2	5150195 GASKET, exhaust manifold
4	5150269 GASKET, head hole covers
1	5150328 GASKET, rocker cover
4	5150361 GASKET, water manifold
1	5150889 GASKET, governor cover
2	5150890 GASKET, governor weight housing
1	5150900 GASKET, breather pipe
1	5155816 GASKET, hole cover
2	5169478 GASKET, water by-pass tube
1	5192919 GASKET SET, oil
060593	TOOL KIT, injector
1	044811 BRUSH, cleaning, fuel hole
1	044812 BRUSH, cleaning, rack hole
1	044814 STONE, sharpening
1	044819 REAMER, spray tip
1	044822 VISE, pin, probing wire
1	074741 GAUGE, timing
1	074549 GAUGE, feeler, rocker clearance
1	----- CASE, cloth
065650	PUMP KIT, water
1	5186578 PUMP ASSEMBLY, water
1	5150188 GASKET, body cover
1	5150191 PACKING, pump outlet
1	4369766 GASKET, pump to blower
1	5153560 SEAL, pump to oil cooler (Discard. Not HD9)
1	5156770 SEAL, pump to oil cooler (Discard. Not HD9)
1	5159457 SEAL, pump to oil cooler
074689	GASKET SET, engine overhaul (For engines #4A-19529 and up)
1	040118 GASKET, air intake
1	040149 GASKET (Discard. Not HD9)
1	040395 GASKET (Discard. Not HD9)
2	040399 GASKET, relief valve plug
4	040400 GASKET, hand hole cover bolt
2	040942 GASKET (Discard. Not HD9)
1	044872 GASKET (Discard. Not HD9)
1	057916 GASKET, oil cooler water connection
1	207046 GASKET (Discard. Not HD9)
1	3222489 GASKET (Discard. Not HD9)
1	3222555 GASKET (Discard. Not HD9)
2	3249110 GASKET (Not A-C. Discard)
1	3290612 GASKET (Not A-C. Discard)
2	4369766 GASKET, pump to blower
4	5150020 GASKET, hand hole cover
1	5150024 GASKET, water hole cover
2	5150052 GASKET, engine lifter bracket
1	5150054 GASKET, flywheel housing
1	5150057 GASKET, star cover

(Continued)

SERVICE KITS

KIT NUMBER	DESCRIPTION
074689	GASKET SET, engine overhaul (Continued)
2	5150059 GASKET, flywheel housing cover
1	5150071 GASKET, balance weight cover
1	5150116 GASKET, oil pan
1	5150144 GASKET (Discard. Not HD9)
2	5150154 GASKET, oil cooler adapter
1	5150155 GASKET, oil cooler housing
1	5150181 GASKET, crankshaft front cover
1	5150188 GASKET, water pump body
1	5150191 PACKING, water pump outlet
2	5150195 GASKET, exhaust manifold
2	5150234 GASKET, blower end cover
1	5150236 GASKET, blower to block
2	5150246 GASKET, blower drive
4	5150269 GASKET, cylinder head hole cover
1	5150286 GASKET, blower drive support
1	5150328 GASKET, rocker cover
4	5150361 GASKET, water manifold
1	5150780 SCREEN, blower inlet
1	5150889 GASKET, governor cover
2	5150890 GASKET, governor weight housing
1	5150900 GASKET, breather pipe
1	5151190 GASKET, water by-pass tube (Discard. Not HD9)
3	5151370 GASKET, oil pipe
1	5152904 GASKET, spacing
1	5152944 GASKET, governor spring housing
2	5153313 GASKET, oil pipe
1	5153560 SEAL (Discard. Not HD9)
1	5153627 GASKET, oil pump inlet
2	5153902 GASKET, water hole cover
1	5154199 GASKET, oil by-pass valve
1	5154215 GASKET, oil cooler element
2	5155816 GASKET, hole cover
1	5156768 GASKET (Discard. Not HD9)
1	5159457 SEAL, pump to oil cooler
1	5161003 GASKET (Not A-C. Discard)
2	5169478 GASKET, water by-pass tube
1	5172865 SEAL, blower drive shaft cover
1	5177773 GASKET, relief valve plug
2	5177798 GASKET, end plate
2	5183305 GASKET, water and oil holes
4	5183330 GASKET, cylinder
1	5183476 RING, head oil seal
6	5184301 RING, water hole
2	5186577 RING, end water hole
076123	LINING KIT, brake band
6	057208 LINING
30	911097 RIVET
6	915639 RIVET
078941	SEAL KIT, truck wheel
2	----- RING, seal, inner
2	----- RING, seal, outer
2	073029 O-RING, packing
2	905357 BALL, steel
081559	JOURNAL KIT, universal joint
4	052416 RING, snap
1	912808 FITTING, lubricating
4	----- BEARING, needle
4	----- SEAL, bearing
1	----- CROSS, journal
083208	SEAL KIT, track idler
2	----- RING, seal, inner
2	----- RING, seal, outer
2	066694 O-RING, packing
2	905357 BALL, steel
083536	SEAL KIT, track supporting roller
4	047151 RING, seal
2	047581 SPRING ASSEMBLY, seal
6	047605 GASKET, seal ring

SERVICE KITS

KIT NUMBER	DESCRIPTION	
083883	TOOL KIT	
1	012387	HAMMER, ball pien, 1 lb.
1	012389	PLIERS, slip joint, 6"
1	036268	SCREWDRIVER, 9-3/4" long
1	040272	WRENCH, grease hole plugs
1	040284	WRENCH, injector nut
1	040286	WRENCH, fuel pump removal
1	040736	WRENCH, track release adjustment
1	043769	WRENCH, drain and filling plugs
1	044825	FULCRUM, valve lifting tool
1	048163	WRENCH, push rod locking nut
1	048193	WRENCH, push rod holding
1	050608	WRENCH, open end, 1/2" and 9/16"
1	050609	WRENCH, open end, 5/8" and 3/4"
1	050610	WRENCH, open end, 3/4" and 7/8"
1	050612	HANDLE, socket
1	052369	CASE, timing and feeler gauges (canvas)
1	052371	BAR, pinch, 16" long
1	053423	WRENCH, open end, 9/16" and 5/8"
1	058937	NOZZLE ASSEMBLY
1	073735	GUN, grease
1	074549	GAUGE, feeler, rocker clearance
1	074741	GAUGE, injector timing (For 55mm injector)
1	074747	GAUGE, injector timing (For 70mm injector)
1	074762	TOOL, valve lifting and injector removing
1	914715	SOCKET, 15/16" hex
1	-----	BOOK, parts
1	-----	BOOK, instruction
1	-----	BOOKLET, cold weather starting instructions
086773	TRANSFER SET	
3	040851	TRANSFER, name, "ALLIS-CHALMERS"
1	050838	TRANSFER, instruction, air pre-cleaner
1	050842	TRANSFER, instruction, air cleaner
1	053624	TRANSFER, instruction, air heater operation
2	068832	TRANSFER, name, "ALLIS-CHALMERS"
1	069407	TRANSFER, instruction, engine primer
1	069410	TRANSFER, caution, engine lubricating oil
1	074729	TRANSFER, instruction, oil filter
1	074735	TRANSFER, instruction, 2nd stage fuel filter
1	077246	TRANSFER, caution, engine shut-off
1	078708	TRANSFER, instruction, 1st stage fuel filter
3	080182	TRANSFER, identification, "HD9 DIESEL"
5193117	GASKET SET, cylinder head (For engines #4A-19529 and up)	
2	3249110	GASKET (Not A-C. Discard)
2	5150052	GASKET, lifter bracket
2	5150195	GASKET, exhaust manifold
4	5150269	GASKET, head hole cover
1	5150328	GASKET, rocker cover
4	5150361	GASKET, water manifold
1	5150889	GASKET, governor housing cover
2	5150890	GASKET, governor weight housing
1	5150900	GASKET, breather pipe
2	5169478	GASKET, water by-pass tube
2	5183305	GASKET, water and oil holes
4	5183330	GASKET, cylinder
1	5183476	GASKET, head oil seal
6	5184301	RING, head water hole
2	5186577	RING, end water hole
5193221	ELEMENT KIT, injector fuel filter	
2	5226186	GASKET, filter element cap
2	5226414	CAP, shipping
1	5226564	RING, nut sealing
2	5228013	ELEMENT, fuel filtering
5193477	RING KIT, piston	
1	5179836	RING, oil control
4	5185325	RING, compression

SERVICE KITS

KIT NUMBER	DESCRIPTION
5194496	CYLINDER KIT, engine
	1 5188406 PIN, piston
	1 5188868 LINER, cylinder
	1 5189054 PISTON ASSEMBLY
	1 5193477 RING KIT
5227325	TIP KIT, 70mm fuel injector
	1 5227210 SPRING, valve
	1 5227317 TIP, spray
	1 5227318 STOP, valve
	1 5227323 VALVE ASSEMBLY
5228301	TIP KIT, 55mm fuel injector
	1 5227210 SPRING, valve
	1 5227318 STOP, valve
	1 5228296 TIP, spray
	1 5228316 VALVE ASSEMBLY
5228312	TIP KIT, 70mm injector
	1 5227210 SPRING, valve
	1 5227318 STOP, valve
	1 5228293 TIP, spray
	1 5228316 VALVE ASSEMBLY

LATE SERVICE KIT ADDITIONS

091973	SEAL KIT, final drive
	1 058796 FOLLOWER ASSEMBLY
	1 058806 BOOT, inner seal
	1 058807 GASKET, inner seal ring
	2 081788 RING, inner seal

NUMERICAL INDEX

Part No.	Page	Part No.	Page	Part No.	Page	Part No.	Page
U-171	.....97 thru 176	032751	..... 176	036140	..... 171	042121	..... 93
U-267	..... 175	032752	..... 176	036141	..... 171	042141	..... 79
U-479	..... 60, 182, 183	032753	..... 176	036142	..... 171	042142	..... 79
1621	..... 191	032754	..... 175	036268	..... 169	042144	..... 79
U-1671	..... 30, 69	032762	..... 176	036283	..... 176	042259	..... 111
1785	..... 191	032764	..... 176	036546	..... 152	042265	..... 18, 19
U-2283	..... 175	032780	..... 176	036707	..... 171, 173, 175	042426	..... 21
U-2787	..... 180	032834	..... 187	036887	..... 182, 183	042438	..... 157
3151	..... 191	032939	..... 171	036888	..... 23 thru 35	042458	..... 155
U-3188	..... 17 thru 67	032941	..... 171	036997	..... 85, 119	042459	..... 155
5197	..... 191	032944	..... 176	037195	..... 97, 101	042460	..... 155
5217	..... 191	032946	..... 176	037450	..... 27 thru 67	042461	..... 155
6227	..... 191	033027	..... 183	037573	..... 111	042462	..... 155
6235	..... 191	033043	..... 158, 197	037676	..... 173, 175	042463	..... 155
6237	..... 191	033060	..... 187	037693	..... 122, 123	042464	..... 155
6238	..... 191	033074	..... 119	038234	..... 30	042489	..... 155
6267	..... 191	033138	..... 71	038563	..... 172	042490	..... 155
7021	..... 191	033200	..... 180	040011	..... 5 thru 167	042491	..... 155
8652	..... 191	033288	..... 116 thru 133	040013	..... 75	042492	..... 155
AM-8691	..... 158 thru 183	033391	..... 175	040088	..... 71	042493	..... 155
AM-8763	..... 62	033393	..... 175	040118	..... 57	042494	..... 155
AM-8801	..... 17 thru 173	033751	..... 74	040162	..... 57	042504	..... 157
AM-9622	..... 60	033782	..... 81, 83	040163	..... 57	042538	..... 109
011100	..... 175	034014	..... 183	040164	..... 57	042633	..... 155
012238	..... 175	034042	..... 126 thru 133	040223	..... 81, 83	042634	..... 155
012387	..... 169	034043	..... 126 thru 133	040272	..... 169	042635	..... 155
012389	..... 169	034076	..... 153, 179	040284	..... 169	042643	..... 155
012468	..... 197	034253	..... 65, 67	040286	..... 169	042658	..... 171
012762	..... 120	034265	..... 90	040290	..... 21	042659	..... 171
012767	..... 127, 152, 195	034268	..... 90	040302	..... 57	042672	..... 40
012984	..... 152, 195	034269	..... 90	040327	..... 21, 39	042691	..... 180
012992	..... 32 thru 158	034300	..... 109	040328	..... 21	042692	..... 180
013044	..... 171, 175	034440	..... 183	040330	..... 21, 39	042693	..... 180
013058	..... 16 thru 185	034917	..... 165	040331	..... 21	042694	..... 180
013207	..... 176	034924	..... 165	040378	..... 28, 46, 55	042713	..... 179
013465	..... 120, 127	034964	..... 15 thru 193	040382	..... 28	042715	..... 179
013467	..... 5	035014	..... 129, 177	040391	..... 45	042716	..... 179
016702	..... 179	035018	..... 65 thru 191	040398	..... 9	042717	..... 179
021527	..... 171	035061	..... 89 thru 176	040399	..... 27	042718	..... 179
021537	..... 176	035067	..... 30 thru 195	040400	..... 7, 59	042721	..... 179
023176	..... 59	035068	..... 85 thru 189	040401	..... 46	042722	..... 179
023465	..... 97, 102, 198	035073	..... 30 thru 195	040403	..... 46, 47	042723	..... 179
023618	..... 198	035159	..... 97, 101	040404	..... 47	042724	..... 179
023633	..... 9 thru 197	035167	..... 31 thru 188	040426	..... 20	042725	..... 179
023755	..... 175	035188	..... 176	040549	..... 166	042726	..... 179
023756	..... 109 thru 175	035190	..... 5 thru 177	040570	..... 57	042727	..... 180
023776	..... 135	035196	..... 176	040625	..... 119	042728	..... 180
028113	..... 172	035220	..... 18, 20, 115	040736	..... 169	042729	..... 180
028114	..... 172	035221	..... 116B, 195	040742	..... 32	042730	..... 179
028115	..... 172	035236	..... 71 thru 173	040781	..... 85	042738	..... 179
028979	..... 91, 101	035244	..... 137 thru 194	040783	..... 85	042739	..... 179
029752	..... 97, 102	035248	..... 125, 165	040784	..... 85	042743	..... 179
030107	..... 77	035249	..... 89 thru 175	040788	..... 21, 39	042744	..... 179
030123	..... 77	035250	..... 90 thru 175	040796	..... 32, 157	042745	..... 180
030504	..... 176	035278	..... 147	040805	..... 21	042747	..... 180
030809	..... 149	035280	..... 172, 176	040851	..... 153	042750	..... 180
030965	..... 175	035336	..... 161, 164	040936	..... 157	042751	..... 179
031337	..... 59	035392	..... 105	040969	..... 154	042752	..... 179
031580	..... 180	035420	..... 121	040973	..... 154	042753	..... 180
031806	..... 183	035439	..... 18 thru 194	040974	..... 154	042847	..... 77
031854	..... 111	035440	..... 165	041076	..... 127	042873	..... 171
032312	..... 172	035712	..... 18, 103	041250	..... 21, 166, 167	042887	..... 126
032325	..... 171	035733	..... 77	041255	..... 59	042888	..... 126
032326	..... 172	035793	..... 109, 112	041262	..... 32	042898	..... 171
032331	..... 171	035878	..... 109	041641	..... 69	042930	..... 115
032335	..... 171	035892	..... 5, 111, 195	041781	..... 109	042946	..... 57
032336	..... 171	035910	..... 98, 103	041877	..... 89	042979	..... 75
032341	..... 172	035942	..... 119	041911	..... 19, 43	042986	..... 71, 75
032342	..... 172	035979	..... 79 thru 183	041913	..... 18	042990	..... 45
032345	..... 172	036032	..... 21 thru 183	041914	..... 18, 28	042991	..... 55, 55B
032347	..... 171	036034	..... 17 thru 186	041915	..... 18, 167	042994	..... 79
032358	..... 171	036039	..... 65	041916	..... 55, 55B	043000	..... 176
032747	..... 175	036093	..... 171	041917	..... 19	043001	..... 176
032748	..... 175	036094	..... 171	041919	..... 7, 39	043002	..... 176
032749	..... 175	036095	..... 171	041959	..... 19	043003	..... 171

NUMERICAL INDEX

Part No.	Page	Part No.	Page	Part No.	Page	Part No.	Page
043004	171	048163	169	050787	30	054855	65, 67
043006	175	048173	79	050838	153	054890	116 thru 133
043021	45, 46	048193	169	050842	153	054896	151
043030	5, 157	048195	79	051291	107	054897	151
043130	40	048375	81, 83	051319	137, 139	054899	151
043214	98	048384	46	051347	113	054968	125
043491	131	048665	131	051352	152	055234	164
043576	5, 163	048666	131	051429	126	055235	161, 164
043646	167	048690	95	051435	126	055245	23 thru 35
043713	183	048720	75	051438	113	055349	101
043716	183	048728	180	051447	103, 172	055371	34
043769	169	048734	179	051473	29	055416	65, 67
043852	58	048799	154	051478	126	055462	159
043853	58	048922	159	051482	126	055529	173
043856	58	049109	129, 133	051483	126	055589	159
043860	58	049111	129, 133	051484	126	055599	181
043881	65	049205	180	051496	106	055676	23, 25
043886	20, 69	049659	179	051513	85, 111, 119	055759	79
043890	95	049662	122, 123	051597	77	055836	185
043991	58	049667	125	051819	69, 111	056260	125
044044	158, 182, 183	049877	126	051990	115, 116B	056261	125
044211	154	049918	97, 101, 115	051991	115	056303	131
044243	65, 67	049936	113	052016	43, 149	056311	126
044245	65, 67	049963	101	052103	71	056312	126
044249	28	049964	101	052104	71	056313	126
044255	58	049966	98, 102	052105	71	056346	131, 133
044256	58	049977	98, 102	052106	71	056361	75
044741	93	049988	85, 117, 119	052107	71	056362	75
044811	169	049993	85, 117	052108	71	056370	75
044812	169	049994	111	052109	71	056413	122, 123
044814	169	050214	109	052152	71, 75	056414	122
044818	169	050220	109	052270	107	056417	122, 123
044819	169	050221	85, 109	052354	79	056418	122, 123
044822	169	050222	109	052360	30	056420	122, 123
044825	169	050225	109	052369	169	056421	122, 123
044852	176	050226	109, 112	052371	169	056427	122
044902	184	050227	109	052416	86	056428	122
044957	175	050248	109	052444	113, 115	056429	122
044967	176	050249	109	052527	105	056430	122
044968	175	050265	103	052619	111	056431	122
044969	175	050267	98, 102	052620	111	056432	122
044970	176	050288	184	052669	111	056438	122
044973	98, 149, 167	050293	175	052671	111	056441	122, 123
044976	176	050316	119	052676	199	056508	113
044978	176	050327	184	052677	199	056512	112
044979	175	050357	105	052678	199	056513	112
044980	176	050433	119	052679	199	056514	113
044982	176	050434	119	052737	182	056515	113
044984	176	050440	109	052791	161, 163	056516	113
045295	20 thru 167	050442	85	052922	105	056522	112
045312	7 thru 194	050447	152	052976	105	056525	113
045524	131, 133	050510	137, 139, 141	052977	105	056585	129
046419	75, 149, 161	050529	137, 139, 141	052979	106	056590	125
047029	39	050539	137, 139	053007	43	056594	39
047151	126	050542	137, 139, 141	053095	158, 182	056614	127
047275	107	050543	120	053277	158, 182	056618	127
047307	183	050547	86	053323	5, 65, 67	056645	127
047381	197	050548	86	053421	106	056647	127
047436	112	050551	137, 139, 141	053423	169	056652	127
047478	47, 85, 109	050552	137, 139	053616	97	056702	152
047558	18	050566	103	053617	103	056706	152
047581	126	050575	79	053624	154	056707	152
047603	176	050578	79	053667	57	056711	152
047605	126	050579	77	053669	9	056721	77, 113
047678	197	050594	30	053899	77	056778	107
047730	180	050595	30	053926	85, 111, 119	056780	107
047732	180	050608	169	053927	85	056788	112
047733	180	050609	169	054130	27	056789	112
047734	179	050610	169	054228	86	056790	109
047735	179	050612	169	054229	93	056791	109
047738	179	050647	77	054233	91, 93	056792	109
047744	179	050734	57	054235	93	056793	109
047747	179	050735	57	054374	143	056794	109
048142	158	050748	77	054819	65, 67	056797	107
048145	35, 39	050751	157	054824	125	056798	107



NUMERICAL INDEX

Part No.	Page	Part No.	Page	Part No.	Page	Part No.	Page
056799	107	057517	119, 161, 163	059867	177	065650	200
056801	112	057562	182, 183	059868	176	065781	106
056802	131, 133	057567	161, 163	059869	175	065782	122, 123
056817	109	057568	161, 163	059871	177	065783	122, 123
056864	79, 81, 85	057573	157	059872	177	065917	7, 17
056865	85	057577	161, 163	059876	87	065946	60
056867	77	057580	165	059879	87	065976	57
056869	85	057598	181	059899	187	066068	127
056871	85	057605	151	060550	139	066251	61
056872	85	057649	137, 139	060552	105	066252	61
056873	85	057650	137	060593	200	066253	60
056881	127	057717	137, 139	060668	117	066255	61
056895	125	057774	120	060770	117	066260	60
056896	125	057777	120	060772	117	066261	60
056897	127	057784	197	060774	117	066517	60
056898	125	057785	151	060953	117	066582	60
056902	125	057793	188	061087	175	066596	105
056909	125	057794	188	061088	175	066694	
056945	85	057814	157	061380	91, 101	066782	59, 60
056947	116	057816	39	061490	81, 83	066863	182
056948	116	057817	35, 39	061631	103	066864	182
056949	116	057818	32	061689	195	066872	61
056951	116	057842	111	061762	32	066873	61
056966	115	057893	69	061763	31	066874	61
056968	115	057901	151	061814	33	066875	61
056969	115, 116B	057902	151	061817	23	066876	61
056970	115, 116B	057903	149	061952	57	066878	61
056971	115, 116B	057904	151	062074	159	066942	157
056972	115	057907	149	062165	39	066943	157
057003	112	057916	69	062166	39	067017	57
057004	112	057917	69	063888	36	067019	65, 67
057005	112	057918	69	063889	36, 37	067020	65, 67
057006	112	057920	69	063890	36, 37	067110	183
057009	125	057927	25, 79	063891	36, 37	067112	183
057010	125	058037	199	063892	36	067116	77
057012	125	058039	200	063893	36	067118	186
057020	57	058106	101	063896	36	067123	183
057038	75	058274	173	063897	36	067480	25
057039	75	058322	111	063899	36	067481	40
057186	119	058407	177	064128	39	067543	89
057187	119	058723	58	064170	195	067559	127
057188	119	058759	152	064175	195	067564	102
057189	117	058796	115	064219	195	067566	173
057191	119	058806	115	064220	195	067577	107
057192	119	058807	115	064317	188	067580	143, 144
057193	119	058808	116	064319	188	067582	143, 144
057195	117	058814	116, 116A	064322	31, 35	067584	143, 144
057196	119	058826	115	064374	105	067597	113
057197	117	058827	159	064376	105	067598	115
057199	117	058828	159	064377	105	067599	115
057200	117	058829	159	064413	152	067618	107
057201	117	058830	159	064414	152	067619	111
057204	88	058831	159	064419	115	067620	105
057207	117	058837	115	064475	157	067621	105
057208	117	058908	186	064520	109	067622	111
057214	71	058937	169	064521	112	067623	111
057266	71	059007	152	064531	30 thru 195	067627	95
057273	115	059259	57	064942	111	067642	58
057280	88	059260	69	065044	7	067670	149
057281	93	059261	91	065265	27	067876	57
057282	91	059266	5	065341	5	067937	154
057283	95	059267	57	065394	164	068157	161
057288	91	059273	101	065413	58	068163	111
057289	91	059291	58	065573	98, 102	068165	111
057291	91	059292	58	065577	40	068166	111
057301	112	059294	58	065578	40	068169	111
057374	105	059400	43, 149	065579	40	068172	111
057375	109	059538	67	065582	40	068173	111
057381	117	059696	153	065583	40	068250	189
057382	117	059698	153	065584	40	068251	189
057407	97	059730	127	065585	40	068320	71
057431	89	059784	31, 35, 39	065586	40	068323	175
057432	89	059857	177	065590	40	068324	175
057490	30	059860	175	065612	30	068326	175
057494	120	059861	177	065613	30	068329	175

NUMERICAL INDEX

Part No.	Page	Part No.	Page	Part No.	Page	Part No.	Page
068388	173, 176	069384	93	069685	40	073327	79
068389	85, 117, 177	069385	95	069687	23	073328	79
068480	173	069389	93	069690	23	073329	79
068487	171, 173	069399	101	069694	40	073330	79
068488	173	069401	89	069713	157	073331	79
068489	173	069403	91	069722	185	073332	79
068490	173	069404	97	069733	185	073333	79
068491	173	069405	97	069741	163	073334	79
068511	85	069407	153	069743	164	073335	79
068623	43	069409	107	069744	164	073349	119
068629	172	069410	153	069745	161, 164	073372	86
068630	171	069419	102	069746	158	073373	86
068631	171	069428	91	069747	158	073374	86
068632	172	069433	98	069771	166	073375	86
068636	195	069441	113	069789	186	073437	120
068642	151	069445	95	069790	186	073438	69
068832	153	069446	95	069791	186	073468	9, 121, 152
068859	63	069452	91	069792	186	073469	143, 144
068861	63	069454	95	069793	186	073553	135
068862	63	069455	95	069794	186	073558	177
068864	63	069456	91	069795	186	073566	135
068865	63	069457	93	069796	186	073570	135
068866	63	069458	93	069937	59	073572	135
068869	63	069459	91	069938	60	073574	135
068875	61	069460	93	069941	59	073578	135
068876	61	069461	91	069996	63	073579	135
068878	61	069462	95	070161	127	073589	185
068879	61	069463	91	070162	86	073592	135
068881	61	069465	93	070192	176	073596	135
068911	63	069468	97	070272	121	073600	135
069004	73	069469	95	070285	105, 122, 123	073604	135
069030	115	069470	111	070299	127	073634	131
069031	5	069471	166	070385	65, 67	073648	195
069080	116, 116A	069472	9	070400	198	073660	137, 139, 141
069105	116, 116A	069477	97	070467	25 thru 183	073715	195
069106	116	069483	5	070469	39 thru 191	073735	169
069126	116	069489	111	070590	36, 37	073741	188
069127	116	069490	111	070792	175	073750	188
069164	61	069492	90	071014	125	073774	182, 183
069171	15	069494	71	071209	172	073787	187
069220	109	069495	75	071800	63	073788	187
069233	91	069496	75	072366	107 thru 198	073801	123
069234	91	069499	71	072438	119	073802	123
069235	91, 93	069500	71	073003	163	073805	123
069236	93	069511	95	073004	163	073806	123
069237	93	069512	95	073020	63	073809	157, 158
069238	93	069513	97	073022	131	073884	5
069239	93	069514	89	073023	131	073885	125
069240	91	069516	75	073024	131	073886	125
069241	95	069521	111	073025	131	073891	125
069242	95	069525	57	073026	131	073892	125
069243	93	069537	71	073029	131	073893	125
069244	95	069538	139	073031	131	073894	125
069245	95	069544	65, 67	073032	131	073899	81, 83
069246	95	069546	131	073057	127	073900	77
069247	95	069547	65	073091	129	073901	81, 83
069248	95	069549	65, 67	073111	129, 133	073902	81, 83
069249	95	069550	65	073112	129, 133	073903	81, 83
069251	91	069562	69	073160	129	073907	81, 83
069252	93	069573	125	073161	129	073908	81, 83
069254	93	069574	125	073162	129	073911	83
069255	127	069577	30	073165	129	073912	85
069259	127	069578	65	073171	129	073913	83
069260	127	069582	65	073175	129	073914	81, 83
069275	65	069614	115	073176	129	073915	81, 83
069276	65	069615	115	073200	31	073916	81, 83
069277	65	069621	97	073274	143, 144	073917	81, 83
069321	116	069638	197	073297	59	073918	81, 83
069328	113	069639	197	073320	79	073919	81, 83
069338	101	069640	197	073321	79	073920	81, 83
069339	97	069641	197	073322	79	073921	81, 83
069340	101	069648	105	073323	79	073922	81, 83
069349	63	069655	161, 164	073324	79	073923	81, 83
069366	89	069656	107	073325	79	073924	81, 83
069382	93	069674	157	073326	79	073925	81, 83

NUMERICAL INDEX

Part No.	Page	Part No.	Page	Part No.	Page	Part No.	Page
073926	81, 83	075682	151	077717	194	078521	89
073927	81, 83	075769	61	077719	194	078524	31
074099	57	075770	61	077727	129	078530	31
074100	58	075771	60	077728	129	078620	65, 67, 85, 111
074263	69	075783	139	077729	129	078701	135
074309	33	075863	69	077730	129	078702	135
074310	23, 25	075864	69	077793	120	078708	153
074311	23, 25	075892	69	077864	143	078737	48
074312	23, 25	075897	151	077910	158	078742	97, 101
074313	23, 25	075973	139	077918	158	078758	149
074315	137, 139	075975	139	077928	158	078840	149
074320	163	075988	111	077955	193	078841	151
074321	163	076011	119	077956	193	078842	149
074322	163	076021	163	077957	194	078843	151
074324	23, 25	076022	163	077958	194	078844	151
074325	34	076023	163	077959	193	078847	149
074327	23, 33	076032	113	077960	193	078860	93
074377	181	076123	201	077961	193	078861	95
074379	181	076200	121	077972	193	078864	91, 93
074381	181	076201	121	077973	194	078867	152
074382	181	076202	121	077974	193	078887	101
074549	169	076284	71	077975	194	078888	101
074562	133	076309	153	077976	193	078891	97, 102
074563	133	076310	153	077977	193	078908	117
074564	133	076356	71	077978	194	078926	23, 25, 74
074565	133	076357	75	077979	193	078939	98
074566	133	076411	157	077980	194	078941	201
074567	133	076412	157	077981	193	078967	98
074568	133	076461	87	077982	193	078981	129
074569	133	076469	161, 164	077997	193	079013	117
074571	133	076470	161, 164	077998	194	079137	58
074573	133	076471	161, 164	078001	193	079203	117
074577	153	076544	67	078002	193	079229	117
074578	153	076549	149	078003	193	079230	117
074579	154	076572	161, 164	078004	193	079264	101
074581	153	076648	149	078005	193	079269	151
074582	153	076668	36, 37	078006	193	079504	116
074648	135	076726	105	078015	194	079529	135
074689	200	076840	97	078016	194	079531	135
074697	45	076843	102	078017	193	079532	102
074698	45	076846	98, 102	078018	193	079533	135
074699	45	076858	115	078019	194	079534	197
074729	153	076862	149	078020	194	079535	197
074735	153	076897	102	078021	194	079536	197
074741	169	076917	139	078024	194	079538	197
074747	169	076918	111	078025	194	079563	69
074749	139	077139	67	078026	194	079570	151
074750	139	077153	187	078027	194	079573	167
074756	65	077154	187	078029	194	079577	167
074762	169	077158	129	078030	85	079578	167
074768	139	077166	67	078031	194	079579	167
074769	139	077173	67	078032	194	079580	158
074781	143	077175	172	078039	120	079582	167
074783	143	077177	67	078041	85	079583	167
074793	32	077183	121	078042	85	079610	95
074794	191	077198	121	078134	79	079640	21
074796	151	077200	63	078213	193	079653	21
074798	111	077201	67	078223	145	079660	127
074807	163	077202	67	078224	145	079667	9
074808	163	077246	153	078227	146	079751	69
074809	163	077269	43	078229	120	079752	69
074810	163	077298	137	078230	39	079815	135
074812	164	077388	137, 139	078231	39	079817	135
074844	32	077394	137, 139, 141	078246	69	079836	157
074870	135	077526	194	078248	189	079837	157
074875	135	077534	193	078249	191	079887	197
075053	105	077546	194	078281	146	079987	5
075396	189	077641	194	078387	193	080012	120
075424	135	077642	194	078389	193	080083	95
075429	158	077672	125	078390	194	080089	93
075432	106	077673	125	078391	194	080121	101
075434	106	077679	197	078399	102	080123	101
075445	135	077680	197	078402	102	080125	101
075448	135	077688	197	078407	197	080129	97
075451	135	077698	129	078482	173, 177	080147	97

NUMERICAL INDEX

Part No.	Page	Part No.	Page	Part No.	Page	Part No.	Page
080148	93	082505	37	084828	135	901228	46
080149	93	082716	77	084844	135	901240	55
080150	95	082726	106	084849	135	901310	60, 98, 102
080151	95	082727	106	084851	135	901344	180
080152	95	082746	143	084853	135	901489	31, 35
080153	95	082749	151	084897	37	901500	23, 33
080154	95	082785	109	084899	37	901652	21 thru 171
080155	95	082910	81	084901	113	901653	89, 103, 175
080156	95	082937	18	084903	112	901666	7
080157	93	082967	37	084904	112	901667	105
080166	98, 102	083083	105	084905	112	901678	31 thru 35
080182	153	083084	105	084933	115	901722	109
080197	65, 67	083085	105	085022	135	901723	31, 69
080268	89	083091	77	085487	69	901752	165
080520	33	083121	77	085877	103	901763	77
080667	152	083134	81	085878	103	901765	35
080704	85	083135	81	086479	135	901781	61
080758	36, 37	083136	81	086495	135	901826	59
080823	137, 141	083143	81	086520	135	901839	157
080865	101	083145	81, 83	086773	202	903625	194
080866	102	083147	77	087547	135	903627	125
080943	97	083149	81	087549	135	903628	179
081064	71	083150	198	087958	109	903631	193
081071	147	083158	198	088244	88	903748	180
081072	147	083159	198	088341	90	903754	194
081090	141	083160	198	088383	90	903756	21
081140	77	083163	198	088873	122	903771	36
081150	161	083164	198	088928	103	903774	119
081176	32	083165	198	088930	103	904001	65 thru 180
081222	135	083208	201	088932	103	904006	172
081270	97	083270	77	089320	113	904007	176
081343	101	083358	141	089517	181	904020	63
081346	97	083377	43	089641	164	904203	47, 60, 155
081381	97	083388	149	089814	90	904204	13 thru 194
081393	105	083392	149	089827	90	904205	7 thru 194
081394	105	083472	39	089829	103	904206	9 thru 194
081402	129	083495	31	089867	105	904207	5 thru 167
081404	161, 163	083536	201	090060	86	904208	5 thru 195
081407	129	083573	103	090061	87	904209	5 thru 198
081408	129	083598	102	091540	36, 37	904223	7 thru 179
081462	141	083615	101	206456	65, 67	904224	7, 12, 105
081465	161	083715	125	206592	158	904227	23, 33
081466	161	083722	141	207091	31 thru 158	904260	7, 12, 74
081467	161	083758	25	208960	158, 182, 183	904271	23 thru 35
081471	129	083759	25	209359	30, 69	904281	57
081472	129	083760	25	210740	131	904369	105 thru 191
081476	141	083765	161	211013	77	905014	23, 25
081507	143	083766	161	211567	171, 175	905121	27 thru 166
081534	65	083767	25, 35	211608	176	905123	27
081559	201	083785	177	212758	183	905347	198
081589	30	083791	109, 112	223914	179	905357	61 thru 133
081755	85	083852	35	224151	179	905361	176
081756	79	083853	35	600236	122, 123, 152	905362	97, 101
081776	154	083870	77	602448	125, 198	905655	13
081777	154	083883	202	604406	107	905656	179
081787	116, 116A	083998	157	802379		905657	45 thru 151
081788	115	084278	115	900401	79	905662	73
081867	163	084319	112	900405	149	906652	36, 119
082153	194	084320	113	900576	37	906692	83, 180
082189	31, 35	084335	113	900764	85, 187	906957	45
082262	109	084342	135	900801	11 thru 167	906958	83
082278	107	084404	115	900802	65 thru 141	906960	79, 164
082441	33, 35	084478	85	900805	85, 117, 119	906961	161, 164
082442	23, 25	084495	97	900806	13 thru 191	906964	157, 179
082443	37	084528	87	900807	75	907058	69, 109
082444	36, 37	084537	87	900808	71	907070	125
082449	37	084545	87	900816	149	907154	188
082486	37	084586	87	900817	79, 117, 158	907859	40
082487	37	084592	135	900818	120 thru 186	910001	57
082488	37	084763	135	900822	121	910002	45, 46, 97
082489	37	084809	135	900942	65 thru 177	910011	127
082490	37	084811	135	900970	47, 180	910023	171
082491	37	084813	135	901150	63	910167	23 thru 35
082492	37	084824	135	901173	98, 102	910173	46
082493	37	084826	135	901217	47	910219	191

NUMERICAL INDEX

Part No.	Page	Part No.	Page	Part No.	Page	Part No.	Page
910230	7, 9, 53	914715	169	5150013	12	5150361	74
910243	45	914767	169	5150014	7	5150362	74
910244	25 thru 191	914812	139	5150020	7, 59	5150364	29
910245	57	914814	193	5150023	7	5150372	55, 55B
910255	177	914826	39	5150024	7	5150394	46
910267	45	914836	73	5150026	16	5150433	53
910268	59, 62	914892	63	5150027	16	5150454	9
910274	47	914932	153	5150041	13	5150559	41
910320	177	914933	153	5150044	13	5150560	41
910335	25 thru 166	914966	153	5150050	13	5150568	48
910534	116	914967	153	5150052	13, 65, 67	5150780	57
910851	171	915017	180	5150054	19	5150855	55, 55B
910863	117	915273	77	5150057	20	5150856	55, 55B
910916	121 thru 191	915274	77	5150059	20	5150884	45
910967	103, 177	915275	197	5150060	19	5150889	46
911024	21 thru 194	915367	5 thru 157	5150071	18	5150890	45
911025	34, 39, 194	915368	23 thru 157	5150087	16	5150897	45
911026	65 thru 194	915369	5 thru 157	5150094	11	5150898	45
911028	137 thru 193	915377	31 thru 59	5150095	11	5150900	47
911035	176	915378	31 thru 39	5150116	20	5150941	46, 47
911040	63, 73, 183	915379	35, 39	5150130	7	5150942	45, 46
911041	7 thru 187	915380	31 thru 59	5150140	11	5150943	45
911043	5 thru 195	915386	23 thru 157	5150147	53	5150990	47
911044	5 thru 198	915405	77	5150154	28	5150994	47
911045	120, 191	915432	40, 61	5150155	29	5151121	48
911047	121, 191	915433	39 thru 74	5150174	9	5151159	12
911049	77, 111	915476	46	5150181	18	5151370	27, 29
911051	71	915486	60	5150182	73	5151392	9
911053	172, 176	915488	60	5150188	73	5151420	9
911054	166	915504	152	5150191	73	5151430	7
911058	172	915556	60	5150195	43	5151519	45, 46
911081	7, 46	915557	60	5150199	41	5151576	18, 19
911093	65	915639	117	5150218	55	5151601	15
911097	85, 117	915696	193	5150220	55, 55B	5151893	7
911100	111	915707	63	5150233	55	5151921	63, 179
911115	7 thru 186	915855	59	5150234	55	5152148	28
911131	79	915872	159	5150236	55	5152149	7
911168	166	915884	153	5150238	55, 55B	5152613	27
911190	171	915938	194	5150246	45, 53	5152779	62
911201	9	915943	71, 75	5150249	48	5152804	53
911233	101, 103	916146	102	5150250	48	5152878	18
911298	73	916158	194	5150251	48	5152904	28
911325	46	916202	98	5150260	47	5152932	46
911578	151	916227	117	5150263	47	5152938	46
911998	75	916873	73	5150265	47	5152939	46
912226	62	916897	98, 102	5150268	13	5152940	46
912725	74	916995	97, 101	5150269	13, 45	5152941	46
912726	19, 20, 171	917253	43	5150271	9	5152944	46
912738	53	917645	65, 67	5150279	53	5152962	46
912739	159	917646	65 thru 117	5150281	53	5153001	16
912808	86	917648	177	5150286	53	5153007	46
912843	194	917664	65, 67, 98	5150289	15	5153060	46
912870	101, 102	917803	157	5150291	15	5153117	7
913014	18	918210	157, 184, 197	5150292	15	5153139	7, 59
913032	62	918325	5 thru 157	5150298	15	5153147	27
913033	193	918564	31 thru 59	5150299	15	5153154	27
913039	53	1115485	62	5150300	15	5153247	27
913040	53	1543853	53	5150302	15	5153284	27
913048	45	1543857	53	5150303	15	5153285	27
913189	59	1556410	62	5150304	15	5153286	27
913190	53	1879753	62	5150305	15	5153309	27
913232	74	2190595	11	5150310	15	5153310	27
913299	45	2225347	42	5150318	15	5153311	27
913464	60	2225351	42	5150319	15	5153313	27, 29
913636	18 thru 167	2225353	42	5150322	15	5153347	53
913676	59	2225354	42	5150324	15	5153383	59
913830	81, 117, 179	2225355	42	5150325	15	5153385	62
913885	155	3222369	166	5150328	13	5153388	62
913889	45	3222533	43	5150333	13	5153389	62
914043	173, 176	3222817	166	5150345	53	5153390	62
914089	158	4369766	41, 73	5150346	53	5153395	62
914173	37	5076204	63	5150347	53	5153562	11
914465	71 thru 173	5077487	63	5150348	53	5153592	11
914590	42	5077489	63	5150349	53	5153618	47
914687	87	5111424	16	5150350	53	5153627	27

NUMERICAL INDEX

Part No.	Page	Part No.	Page	Part No.	Page	Part No.	Page
5153682	73	5167714	17, 19	5179613	46	5192891	9
5153779	9	5167727	53	5179614	18	5192892	9
5153782	9	5167810	20	5179630	9	5192893	11
5153787	20	5169195	27	5179631	9	5192919	13
5153788	20	5169197	27	5179632	11	5193108	7
5153902	29	5169478	74	5179836	11	5193117	202
5153904	46	5169555	74	5179951	16	5193125	16
5153914	16	5171159	41 thru 73	5179954	15	5193171	48
5153938	55, 55B	5171784	46	5182941	9	5193221	202
5154066	59	5172141	74	5183212	28	5193413	9
5154082	7	5172346	17	5183268	45	5193477	202
5154104	47	5172557	46	5183285	45	5193666	15
5154125	62	5172734	17	5183305	13	5194496	203
5154199	29	5172865	53, 55B	5183329	12	5194829	15
5154215	28	5172868	53	5183330	13	5226186	49, 50, 51
5154252	27	5172871	53	5183476	13	5226394	50
5154319	7	5172874	12	5183584	16	5226397	50
5154332	11	5172875	13	5184171	16	5226400	49, 50, 51
5154360	11	5173320	53	5184484	7	5226411	50, 51
5154398	55, 55B	5173330	9	5184547	19	5226413	49, 50, 51
5154400	55, 55B	5173362	55, 55B	5185325	11	5226414	49, 50, 51
5154401	41	5173363	55, 55B	5185326	15	5226415	49, 50, 51
5154422	45	5173364	55, 55B	5185343	12	5226563	50
5154435	45	5173365	55, 55B	5185605	45	5226564	49, 50, 51
5154438	45	5173366	55, 55B	5186493	73	5226565	50
5154502	45	5173695	53, 55B	5186569	73	5226567	49, 50, 51
5154639	53	5173730	73	5186571	73	5226570	50
5154669	20	5173964	46	5186572	73	5226717	49, 50, 51
5155605	27	5174412	46	5186574	73	5226719	49, 50, 51
5155765	27	5174425	46	5186576	73	5227210	49, 50, 51
5155815	18	5174429	46	5186577	13	5227317	50
5155816	18	5174440	45	5186579	13	5227318	49, 50, 51
5155831	18	5174448	45	5186858	15	5227321	49
5156521	27	5174631	53	5187201	18	5227323	50
5156528	27	5174694	7	5188227	48	5227325	203
5156532	27	5175667	41	5188273	43	5227931	49, 50, 51
5156683	27	5175678	73	5188405	11	5227932	50
5156815	29	5175680	27	5188406	11	5227935	48
5156816	29	5175681	74	5188611	45	5228013	49, 50, 51
5156819	29	5175683	74	5188868	11	5228100	48
5156955	27	5175705	74	5189041	73	5228102	49, 51
5157192	13	5175944	27	5189054	11	5228104	49, 51
5157194	13	5175958	74	5190348	15	5228109	49, 51
5157199	55	5175986	27	5190543	47	5228124	49
5157274	11	5176035	27	5191477	18	52281267	49, 51
5157702	74	5176119	27	5192226	11	5228292	49, 50, 51
5158071	59	5176457	16	5192232	16	5228293	51
5158146	55	5176458	16	5192234	55	5228294	51
5158594	62	5176557	46	5192438	55, 55B	5228296	51
5158672	16	5176629	46	5192439	55, 55B	5228297	51
5158674	7	5176995	17	5192496	9	5228299	51
5158901	53	5176996	17	5192497	11	5228300	48
5158904	45	5176998	17	5192504	42	5228301	203
5158917	16	5176999	17	5192505	42	5228304	50, 51
5158922	16	5177083	46	5192506	42	5228305	48
5159080	45	5177193	74	5192508	42	5228312	203
5159353	9	5177528	9	5192509	42	5228316	57
5159384	29	5177709	19	5192568	19	5228319	50
5159388	29	5177769	16	5192569	17	5231329	63
5159452	28	5177772	28	5192589	16	5231331	63
5159457	73	5177773	28	5192590	16	7450168	55
5159469	20	5177777	28	5192717	15	7450205	17
5159493	19	5177778	28	5192776	9	8501329	28
5159837	15	5177798	18, 19	5192786	42		
5160037	13	5177923	28	5192794	55, 55B		
5160542	9	5177924	28	5192813	42		
5161677	47	5178244	28	5192879	9		
5163514	45	5178406	13	5192880	9		
5165221	45	5178540	15	5192881	11		
5166649	27	5178590	15	5192883	9		
5166650	27	5178989	9	5192884	9		
5166840	27	5178997	7	5192885	11		
5166847	27	5178998	7	5192887	9		
5166864	5, 18	5179017	55	5192888	9		
5166935	27	5179605	73	5192889	11		

For LATE ADDITIONS  
See NEXT PAGE

NUMERICAL INDEX

Part No.	Page
035221...	116A
058702...	116A
058925...	116A
067252...	129, 133
070403...	116A
083920...	157A
084043...	116B
084236...	116B
084271...	116A
084299...	116B
084303...	116A
084311...	116A
084312...	116A
084313...	116A
084326...	116A
084337...	116A
084432...	116A
091972...	116B
091973...	203
092528...	120
095882...	116A
096144...	116B
096205...	157A
096206...	157A
096249...	122
097961...	115
5114200...	55B
5114442...	55B
5114468...	55B
5114726...	55B
5115190...	55B
5115657...	55B
5118354...	55B
5120992...	55B
5179017...	55B
5192234...	55B
5193719...	55B
4253863...	71
7451054...	55B

# CONVERSION TABLES

## DECIMAL AND METRIC EQUIVALENTS OF FRACTIONS OF AN INCH

Inches		Milli- meters	Inches		Milli- meters
Fractions	Decimals		Fractions	Decimals	
1/64	.015625	.397	33/64	.515625	13.097
1/32	.03125	.794	17/32	.53125	13.494
3/64	.046875	1.191	35/64	.546875	13.891
1/16	.0625	1.588	9/16	.5625	14.288
5/64	.078125	1.984	37/64	.578125	14.684
3/32	.09375	2.381	19/32	.59375	15.081
7/64	.109375	2.778	39/64	.609375	15.478
1/8	.125	3.175	5/8	.625	15.875
9/64	.140625	3.572	41/64	.640625	16.272
5/32	.15625	3.969	21/32	.65625	16.669
11/64	.171875	4.366	43/64	.671875	17.066
3/16	.1875	4.763	11/16	.6875	17.463
13/64	.203125	5.159	45/64	.703125	17.859
7/32	.21875	5.556	23/32	.71875	18.256
15/64	.234375	5.953	47/64	.734375	18.653
1/4	.250	6.350	3/4	.750	19.050
17/64	.265625	6.747	49/64	.765625	19.447
9/32	.28125	7.144	25/32	.78125	19.844
19/64	.296875	7.541	51/64	.796875	20.241
5/16	.3125	7.938	13/16	.8125	20.638
21/64	.328125	8.334	53/64	.828125	21.034
11/32	.34375	8.731	27/32	.84375	21.431
23/64	.359375	9.128	55/64	.859375	21.828
3/8	.375	9.525	7/8	.875	22.225
25/64	.390625	9.922	57/64	.890625	22.622
13/32	.40625	10.319	29/32	.90625	23.019
27/64	.421875	10.716	59/64	.921875	23.416
7/16	.4375	11.113	15/16	.9375	23.813
29/64	.453125	11.509	61/64	.953125	24.209
15/32	.46875	11.906	31/32	.96875	24.606
31/64	.484375	12.303	63/64	.984375	25.003
1/2	.500	12.700	1	1.000	25.400

### VOLUME AND WEIGHT CONVERSION CONSTANTS — U.S. TO METRIC

Pints x .4732 = Liters  
 Quarts x .9463 = Liters  
 Gallons x 3.7853 = Liters  
 Pounds x .4536 = Kilograms