

MICHIGAN

PARTS MANUAL

No. 4038 R-2

Michigan

Model 110-15

ELEVATING SCRAPER

Information contained herein pertains to Tractor Serial Numbers 224A-101 and after. Also Scraper Serial Numbers 225A-101 and after.

Record Your Machine Serial Number Here _____
--

CLARK EQUIPMENT COMPANY

Construction Machinery Division

CLARK EQUIPMENT COMPANY

INDEX – MODEL 110-15 TRACTOR SCRAPER

A			D	
Absorber, Air Shock - Seat	S 5-3	Decals and Nameplates	N 2-3	
Accelerator Linkage	E 27-3	Differential and Carrier Assemblies	A 13-3	
Accessories Group		Disc, Brake	A 3-7	
Cab and Accessories	Z 3-4	E		
Options and Accessories	Z 2-5	Electrical System	E 11-4	
Accumulator Assy, Hydraulic—Tractor—Elevator		Electrical System	E 11-4	
Accumulator Assy, Hydraulic—Tractor Suspension		Elevator Assembly	E 13-5	
Air Cleaner Group		Elevator Axle	A 9-4	
Air Cleaner	E 23-1	Elevator Charge Pump	P 19-1	
Air Cleaner and Connections	E 25-4	Elevator Control Lever	E 17-3	
Air Conditioner	Z 7-1	Elevator Chain	E 15-3	
Air Conditioner Compressor—Attaching Parts ...	Z 9-2	Elevator Flywheel	A 17-2	
Air Suspension — Seat	S 5-3	Elevator Manifold Valve	E 19A-1	
Air System — Scraper	B 3-4	Elevator Motor Hydraulic	E 19-2	
Air System — Tractor	B 11-6	Elevator Pump Control Valve	P 21-1	
Attaching Parts, Pump	P 6-3	Emergency Brake Valve	B 11-6	
Attaching Parts, Pump Suspension Charging	P 7-2	Emergency Kill and Normal Kill Cables	E 28-2	
Axle Group		Endgate and Stabilizer	E 21-5	
Axle - Elevator	A 9-4	Engine and Accessories	E 26-3	
Axle - Scraper	A 11-3	Engine Air Cleaner	E 23-1	
Axle - Tractor	A 3-7	Engine Controls	E 27-3	
Axle Bevel Gear Carrier & Flywheel Assy — Elev.	A 17-2	Exhaust System	E 29-1	
Axle Differential & Carrier Assembly—Tractor ...	A 13-3	Element Filter	E 26-3	
Axle Planet Carrier Assembly — Elevator	A 9-4	Ejection and Lift Valve	V 5-3	
Axle Planet Carrier Assembly — Tractor	A 18-2	F		
B		Fenders	S 7-5	
Batteries	E 11-4	Filter, Hydraulic	H 6-1	
Battery Cables	E 11-4	Floor, Scraper Rolling	F 5-5	
Battery Compartment	S 7-5	Floor Roller	F 3-1	
Brake Group		Flywheel, Elevator	A 17-2	
Brake Cluster — Tractor & Scraper	B 9-3	Frame Group		
Brake Head Assembly — Scraper & Tractor .	B 6-3	Frame — Scraper	F 7-6	
Brake Parking	B 4-1	Frame — Tractor	F 9-5	
Brake Parking, Controls	B 5-2	Fuel Tank and Lines	F 11-5	
Brake Parking, Lever	B 8-2	G		
Brake Pedal	B 11-6	Grille	S 7-5	
Breather, Converter and Transmission	H 21A-4	Guards, Engine	F 9-5	
C		Guards, Transmission	F 9-5	
Cab Assembly — Rollover	C 3-5	H		
Cables, Battery	E 11-4	Headlight Assembly	S 7-5	
Cables, Emergency Kill & Normal Kill	E 28-2	Heater, Pressurizer & Defroster	Z 5-1	
Chain Elevator	E 15-3	Horn, Air	B 11-6	
Charging Pump, Elevator	P 13-1	Hitch, Yoke	Y 3-4	
Charging Pump, Converter	C 9-5	Hydraulic Group		
Charging Pump, Suspension	P 14-1	Hydraulic Accumulator — Elevator	H 3-3	
Clip, Wiring, Pipe and Hose	C 5-1	Hydraulic Accumulator, Suspension	H 4-2	
Cockpit	S 7-5	Hydraulic Cylinder, Endgate & Rolling Floor	C 14-2	
Compressor—Air Conditioner	Z 9-2	Hydraulic Cylinder, Lift	C 15-3	
Control Valve, Elevator Pump	P 21-1	Hydraulic Cylinder, Steering	C 16-4	
Converter, Torque	C 7-1	Hydraulic Cylinder, Susp.—L.H. & R.H.	C 17-2, C 19-4	
Cooling System	H 21-4	Hydraulic Motor — Elevator	E 19-2	
Cowling Group — Tractor & Scraper	S 7-5	Hydraulic Filters	E 26-3	
Cylinders, Hydraulic		Hydraulic System, Elevator	E 13-5	
Cylinder, Endgate and Rolling Floor	C 14-2	Hydraulic System, Main	H 17-5	
Cylinder, Lift	C 15-3	Hydraulic System, Scraper Ejection ...	H 9-4	
Cylinder, Steering	C 16-4	Hydraulic System, Scraper Lift	H 11-5	
Cylinder, Suspension — L. H.	C 19-4	Hydraulic System, Tractor Steering	H 13-6	
Cylinder, Suspension — R. H.	C 17-2			

CLARK EQUIPMENT COMPANY

INDEX — MODEL 110-15 TRACTOR SCRAPER

H		S	
Hydraulic System, Tractor Suspension	H15-6	Shock Absorber, Seat	S5-3
Hydraulic System, Transmission & Converter	H21-4	Stabilizer and Endgate	E21-5
Hydraulic System, Transmission Shift Control ..	H23-3	Steering Column and Pump Assembly	S11-4
Hydraulic Pump — Elevator	P9-1	Steering, Hydraulic System.....	H13-6
Hydraulic Pump, Lift and Ejection	P13-1	Steering Linkage	S12-1
Hydraulic Pump, Steering	P13-1	Steering Pump	S11-4
Hydraulic Pump, Suspension	P14-1	Steering Valve	V11-3
Hydraulic Reservoir	H7-5	Suspension, Hydraulic System	H15-6
Hydraulic Valve, Converter Press. Regulating	V3-2	Suspension, Linkage	F9-5
Hydraulic Valve, Steering	V11-3	Switches, Electrical	E11-4
Hydraulic Valve, Suspension Press. Relief	V13-1		
I		T	
Instruments	E3-3	Tank, Air	B11-6
Indicator Air Cleaner	E23-1	Tank, Fuel	F11-5
Inline Filter, Hydraulic Suspension	H5-1	Tank, Hydraulic	H7-5
L		Tire and Wheel Data	W2-2
Lights, Head	S7-5	Torque Converter	C7-1
Linkage, Steering	S12-1	Transmission Group:	
Linkage, Suspension	F9-5	Breather, Transmission and Converter	H21A-4
Lubrication, Scraper Central	L3-4	Transmission Assy and Clutch Cover.....	T3-2
M		Transmission Case and Internal Tubing	T5-2
Manifold, Valve	E19A-1	Transmission Control Valve and Cover	T7-3
Motor, Elevator Hydraulic	E19-2	Transmission Mounts	F9-5
Mounts and Guards — Transmission and Engine	F9-5	Transmission First & Second Clutch Group	T8-2
Muffler and Connections	E29-1	Transmission First & Third Shaft Group	T9-3
N		Transmission Idler Shaft Group	T10-2
Nameplates and Decals	N2-3	Transmission Input Clutch Group	T11-2
O		Transmission Input Shaft Group	T12-2
Oil Cooler, Radiator and Connections	R2-4	Transmission Output Shaft Group	T13-1
Options and Accessories	Z2-5	Transmission Reverse Clutch Group	T14-1
Override Valve, Pressure	P18-1	Transmission Reverse Shaft Group	T15-2
P		Transmission Second & Fourth Shaft Group	T16-3
Parking Brake Assembly	B4-1	Transmission Splitter Clutch Group	T17-1
Parking Brake Controls	B5-2	Transmission Third & Fourth Clutch Group	T18-1
Parking Brake Lever Assembly	B8-2	Transmission Underdrive Clutch Group	T19-2
Planet Carrier Assembly — Elevator	A9-4	Transmission Underdrive Shaft Group	T20-1
Planet Carrier Assembly — Tractor	A18-2	Transmission Valve, Shift Control	V9-2
Pressure Override Valve	P18-1		
Propeller Shafts	P2-3	U	
Pumps, Hydraulic:		Underdrive Clutch Group	T19-2
Pump, Converter Charging	C9-5	Underdrive Shaft Group	T20-1
Pump Elevator	P9-1	V	
Pump Charging, Elevator	P19-1	Valve, Air Control — Seat	S5-3
Pump, Lift and Ejection	P13-1	Valve, Control Assembly — Lift and Ejection	V5-3
Pump, Steering	P13-1	Valve, Converter Regulating	V3-2
Pump, Attaching Parts	P6-3	Valve, Elevator Pump Control	P21-1
Pump, Attaching Parts — Suspension Charging	P7-2	Valve, Emergency Brake	B11-6
Pump, Suspension Charging	P14-1	Valve, Foot Brake	B11-6
R		Valve, Lift and Ejection	V5-3
Radiator, Oil Cooler and Connections	R2-4	Valve, Lock-up	H23-3
Receiver, Hitch Yoke	Y3-4	Valve, Manifold	E19A-1
Reservoir, Hydraulic Oil	H7-5	Valve Steering	V11-3
Restrictor Air Cleaner	E23-1	Valve, Suspension Relief — Hydraulic	V13-1
Roller, Rolling Floor	F3-1	Valve, Transmission Control and Cover	T7-3
Rolling Floor	F5-5	Valve, Transmission Shift Control	V9-2
S		Valve, Pressure Override	P18-1
Seat, Tractor	S3-2	W	
Seat, Tractor Suspension Air	S5-3	Wheel and Tire Data	W2-2
Sheet Metal Group	S7-5		

CLARK EQUIPMENT COMPANY

INDEX – MODEL 110-15 TRACTOR SCRAPER

W

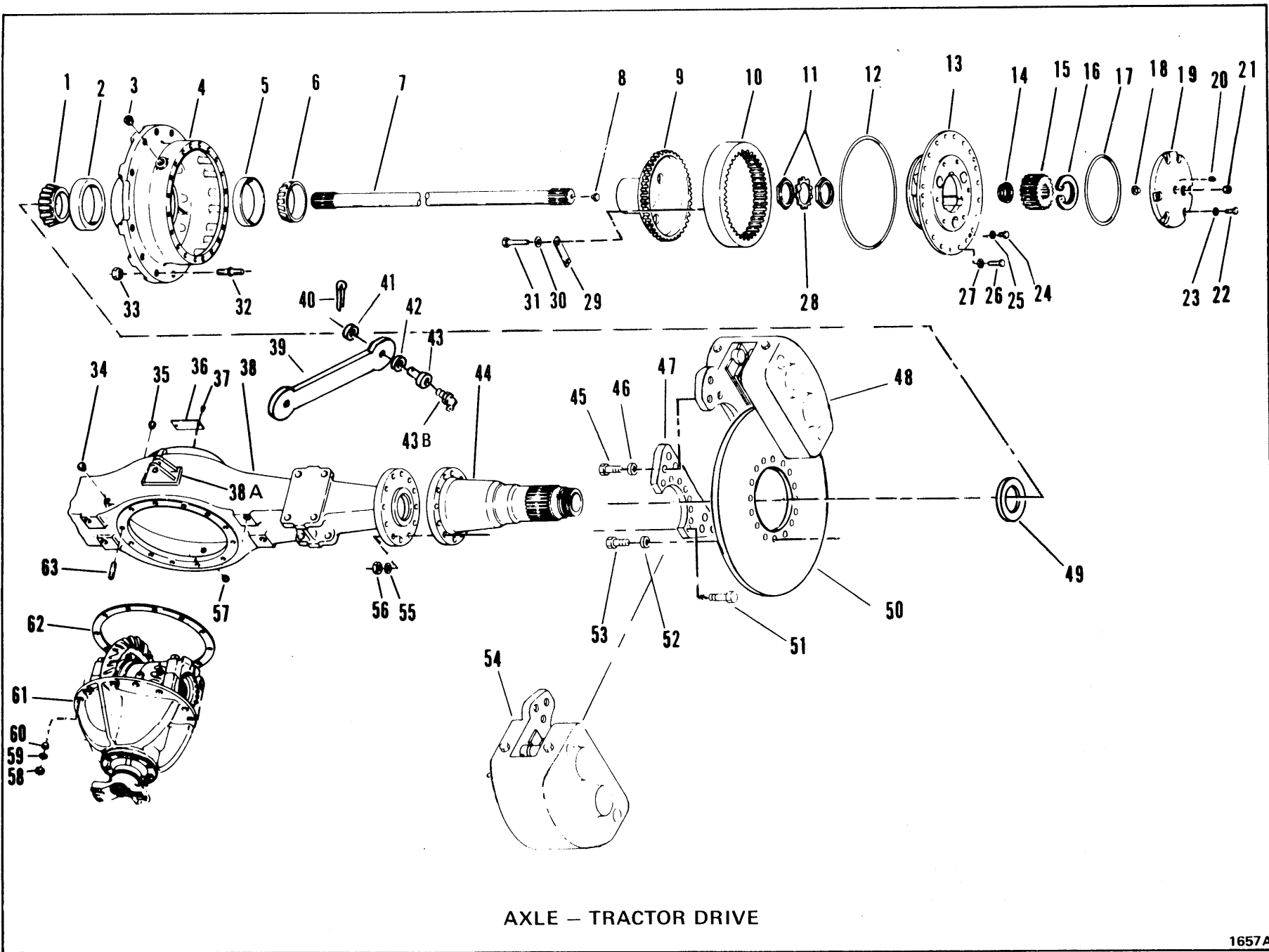
Windshield Wiper Assy	Z10-1
Wiring, Pipe and Hose Clips	C5-1

Y

Yoke, Hitch	Y3-4
Yoke, Scraper	Y4-4

Z

Options and Accessories	Z2-5
Heater Pressurizer & Defroster	Z5-1
Air Conditioner	Z7-1
Air Conditioner Compressor	Z9-2
Windshield Wiper Assy	Z10-1



AXLE - TRACTOR DRIVE

CLARK EQUIPMENT COMPANY

AXLE ASSEMBLY - DRIVE

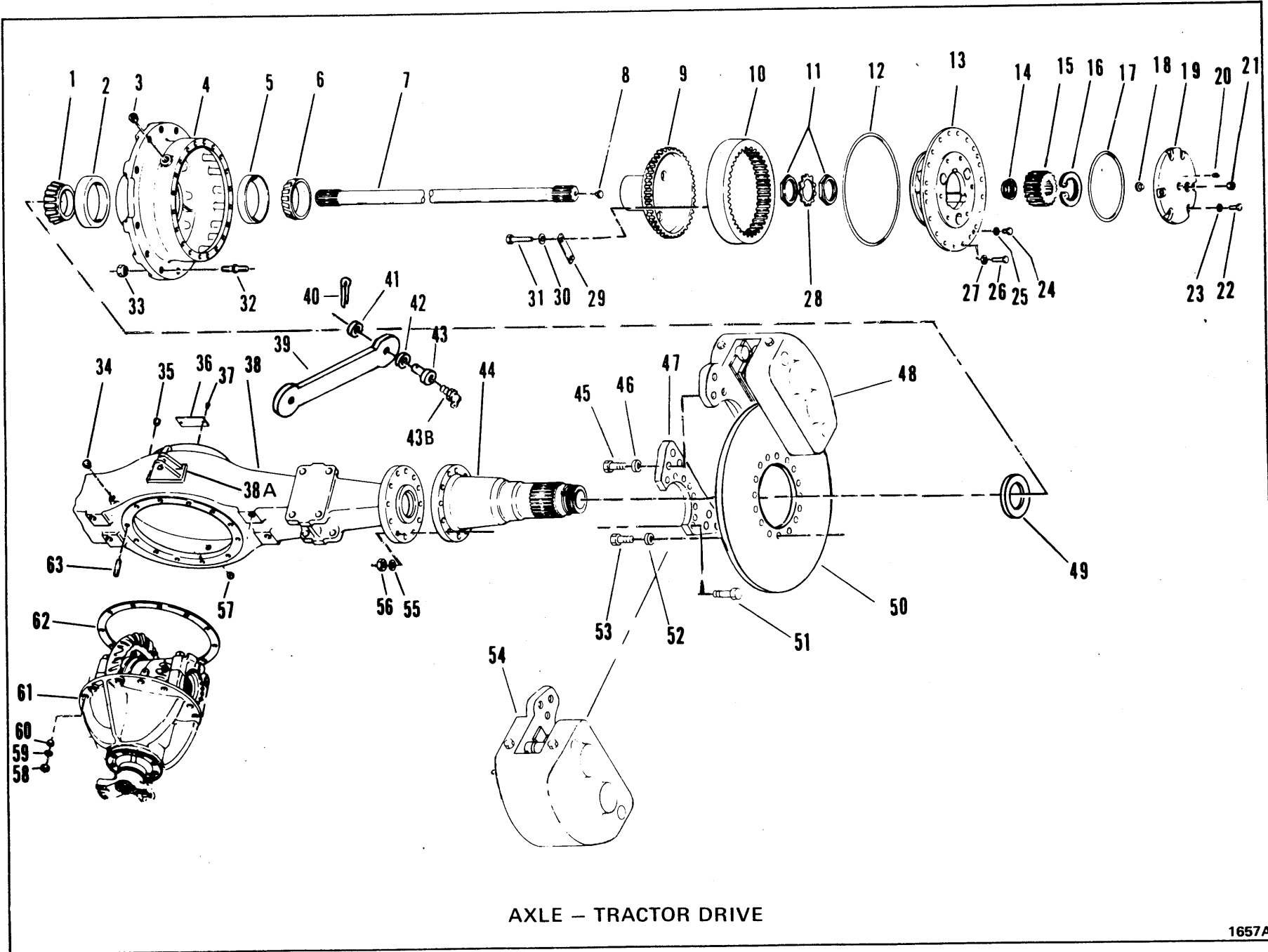
For Serial: 224A-101 thru 164

Item	Part No.	Description	Qty.	Item	Part No.	Description	Qty.
A	1572843	AXLE ASSY	1	32B	111656	†WASHER	38
B	122621	†HUB & DISC ASSY (Inc. 2, 4, 5, 32,33, 45, 47 & 48)	2	33	86D-12	NUT	38
C	119215	†GEAR & HUB ASSY, Internal (Inc 9, 10, 29, 30 & 31)	1	34	121214	BREATHER, Air	1
1	127819	CONE, Inner Hub Bearing	2	35	11F-12	PLUG	1
2	774024	CUP, Inner Hub Bearing	2	36	120707	NAMEPLATE	1
3	119469	PLUG	2	37	6C-605	SCREW	2
4	122622	HUB & CUP ASSY (Inc 2, 5)	2	38	124471	*HOUSING, Axle	1
5	1304047	CUP, Outer Hub Bearing	2	38A	1577781	*BRACKET	1
6	1304048	CONE, Outer Hub Bearing	2	39	1572820	ARM, Stabilizer (Inc 39A)	1
7	113783	AXLE SHAFT ASSY (Inc 8)	2	39A	1574466	†BUSHING	2
8	118785	BUTTON, Thrust	2	40	1F-636	COTTER	2
9	119218	HUB, Internal Gear	2	41	1572811	SPACER	2
10	119217	GEAR, Internal	2	42	1572811	SPACER.....	2
11	110559	NUT, Spindle	4	43	1572821	PIN (For Serial: 224A-101 thru 164)	2
12	118791	O-RING	2	43A	1577810	†PIN (For Serial: 224A-165 & After) ...	2
13	---	PLANET CARRIER ASSY - See Index	2	43B	12H-25	FITTING, 90°	1
14	118787	WASHER	2	43C	10H-25	†FITTING	1
15	118782	GEAR, Sun	2	44	123840	END, Spindle	2
16	224066	RING, Sun Gear Snap	2	45	17C-1232	BOLT	24
17	118790	O-RING	2	46	111656	WASHER	24
18	118785	BUTTON, Thrust	2	47	123839	PLATE, Disc Brake Adapter	4
19	118788	THRUST CAP ASSY (Inc 18)	2	48	---	BRAKE HEAD ASSY - See Index	2
20	---	OMIT	-	49	2106027	SEAL	2
21	11F-12	PLUG	2	50	128379	DISC, Brake	2
22	1C-720	BOLT	18	51	18C-1256	BOLT	32
23	112278	WASHER	18	52	104412	WASHER	16
24	1C-908	SCREW	6	53	124158	BOLT	16
25	4E-09	LKWSHR	6	54	---	BRAKE HEAD ASSY - See Index	2
26	117225	BOLT	40	55	111656	WASHER.....	32
27	106547	WASHER	40	56	64D-12	NUT	32
28	118786	LOCKNUT, Spindle.....	2	57	119469	PLUG	1
29	119214	PLATE, Retainer	12	58	64D-10	NUT	14
30	4E-08	LKWSHR	24	59	104412	WASHER	14
31	4C-820	BOLT	24	60	119141	DOWEL	4
32	120218	STUD	38	61	---	DIFFERENTIAL & CARRIER ASSY - See Index	1
32A	64D-12	†NUT	38	62	---	OMIT	-
				63	120771	STUD	10

* See Service Gram 678

† Not Illustrated

WHEN ORDERING PARTS, ALWAYS STATE MODEL AND SERIAL NO. OF MACHINE



AXLE - TRACTOR DRIVE

A4-1

1A7

PM 4038
Printed in U.S.A.

1657A

CLARK EQUIPMENT COMPANY

AXLE ASSEMBLY DRIVE

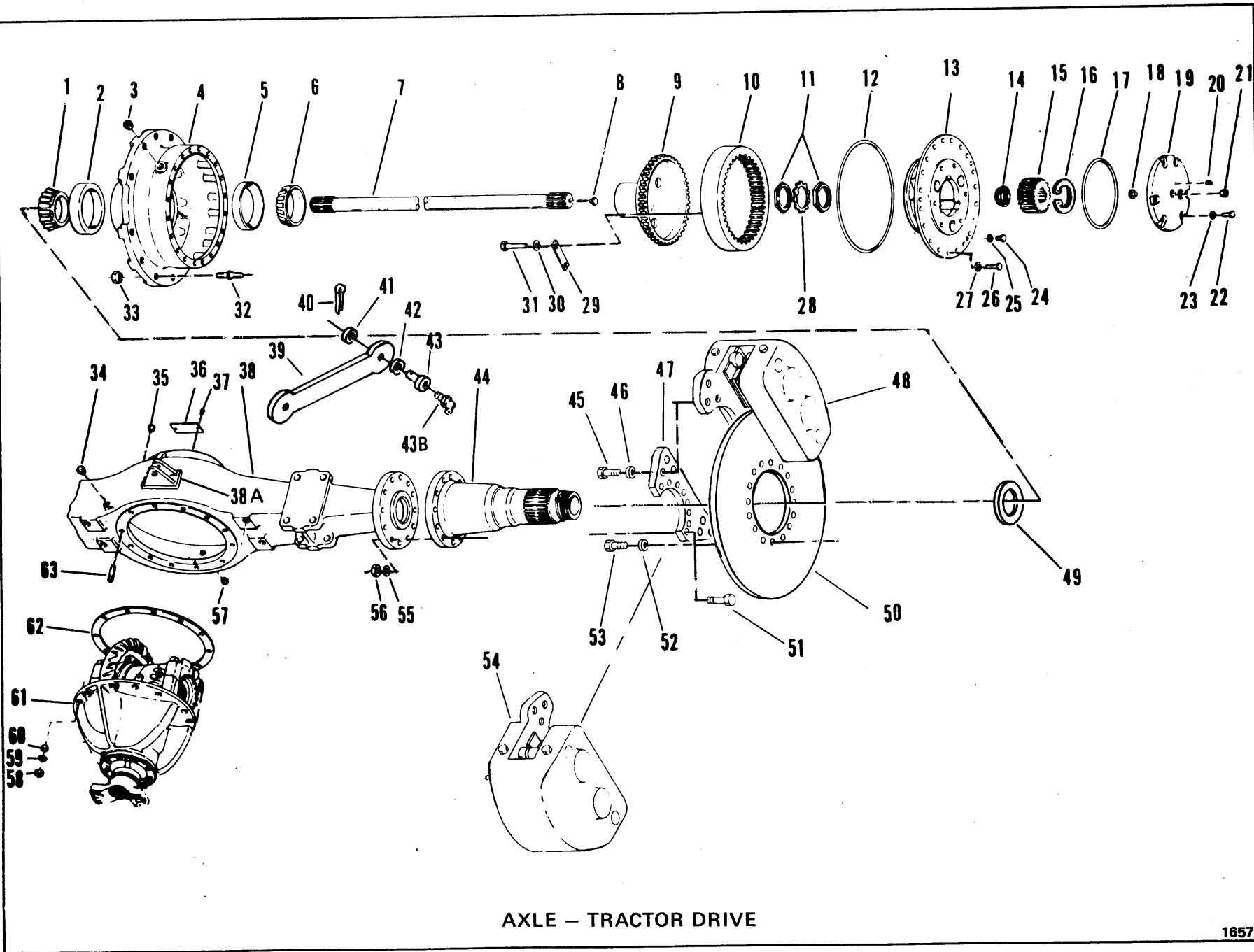
For Serial: 224A-165 thru 174, 176, 186

Item	Part No.	Description	Qty.	Item	Part No.	Description	Qty.
A	1578767	AXLE ASSY	1	32B	111656	†WASHER	38
B	122621	†HUB & DISC ASSY (Inc 2, 4, 5, 32, 33, 45, 47 & 48)	2	33	86D-12	NUT	38
C	119215	†GEAR & HUB ASSY, Internal (Inc. 9, 10, 29, 30 & 31)	1	34	121214	BREATHER, Air	1
1	127819	CONE, Inner Hub Bearing	2	35	11F-12	PLUG	1
2	774024	CUP, Inner Hub Bearing	2	36	120707	NAMEPLATE	1
3	119469	PLUG	2	37	6C-605	SCREW	2
4	122622	HUB & CUP ASSY Inc 2, 5)	2	38	124471	*HOUSING, Axle	1
5	1304047	CUP, Outer Hub Bearing	2	38A	1577781	*BRACKET	1
6	1304048	CONE, Outer Hub Bearing	2	39	1572820	ARM, Stabilizer	1
7	118783	AXLE SHAFT ASSY (Inc 8)	2	39A	1574466	†BUSHING	2
8	118785	BUTTON, Thrust	2	40	1F-636	COTTER	2
9	119218	HUB, Internal Gear	2	41	1572811	SPACER	2
10	119217	GEAR, Internal	2	42	1572811	SPACER	2
11	110559	NUT, Spindle	4	43	1572821	PIN (For Serial: 224A-101 thru 164)	2
12	118791	O-RING	2	43A	1577810	†PIN (For Serial: 224A-165 & After)	2
13	---	PLANET CARRIER ASSY - See Index	2	43B	12H-25	FITTING 90°	1
14	118787	WASHER	2	43C	10H-25	†FITTING	1
15	118782	GEAR, Sun	2	44	123840	END, Spindle	2
16	224066	RING, Sun Gear Snap	2	45	17C-1232	BOLT	24
17	118790	O-RING	2	46	111656	WASHER	24
18	118785	BUTTON, Thrust	2	47	123839	PLATE, Disc Brake Adapter	4
19	118788	THRUST CAP ASSY (Inc 18)	2	48	---	BRAKE HEAD ASSY -See Index	2
20	---	OMIT	-	49	2106027	SEAL	2
21	11F-12	PLUG	2	50	128379	DISC, Brake	2
22	1C-720	BOLT	18	51	18C-1256	BOLT	32
23	112278	WASHER	18	52	104412	WASHER	16
24	1C-908	SCREW	6	53	124158	BOLT	16
25	4E-09	LKWSHR	6	54	---	BRAKE HEAD ASSY-See Index	2
26	117225	BOLT	40	55	111656	WASHER	32
27	106547	WASHER	40	56	64D-12	NUT	32
28	118786	LOCKNUT, Spindle	2	57	119469	PLUG	1
29	119214	PLATE, Retainer	12	58	64D-10	NUT	14
30	4E-08	LKWSHR	24	59	104412	WASHER	14
31	4C-820	BOLT	24	60	119141	DOWEL	4
32	120218	STUD	38	61	---	DIFFERENTIAL & CARRIER ASSY - See Index	1
32A	64D-12	†NUT	38	62	---	OMIT	-
				63	120771	STUD	10

*NOTE: See Service Gram 678

† Not Illustrated

WHEN ORDERING PARTS, ALWAYS STATE MODEL AND SERIAL NO. OF MACHINE



AXLE - TRACTOR DRIVE

1657A

AG-1

1A9

PM 4038
Printed in U.S.A.

CLARK EQUIPMENT COMPANY

AXLE ASSEMBLY – DRIVE

For Serial: 224A-175, 177 thru 185, 187 & After

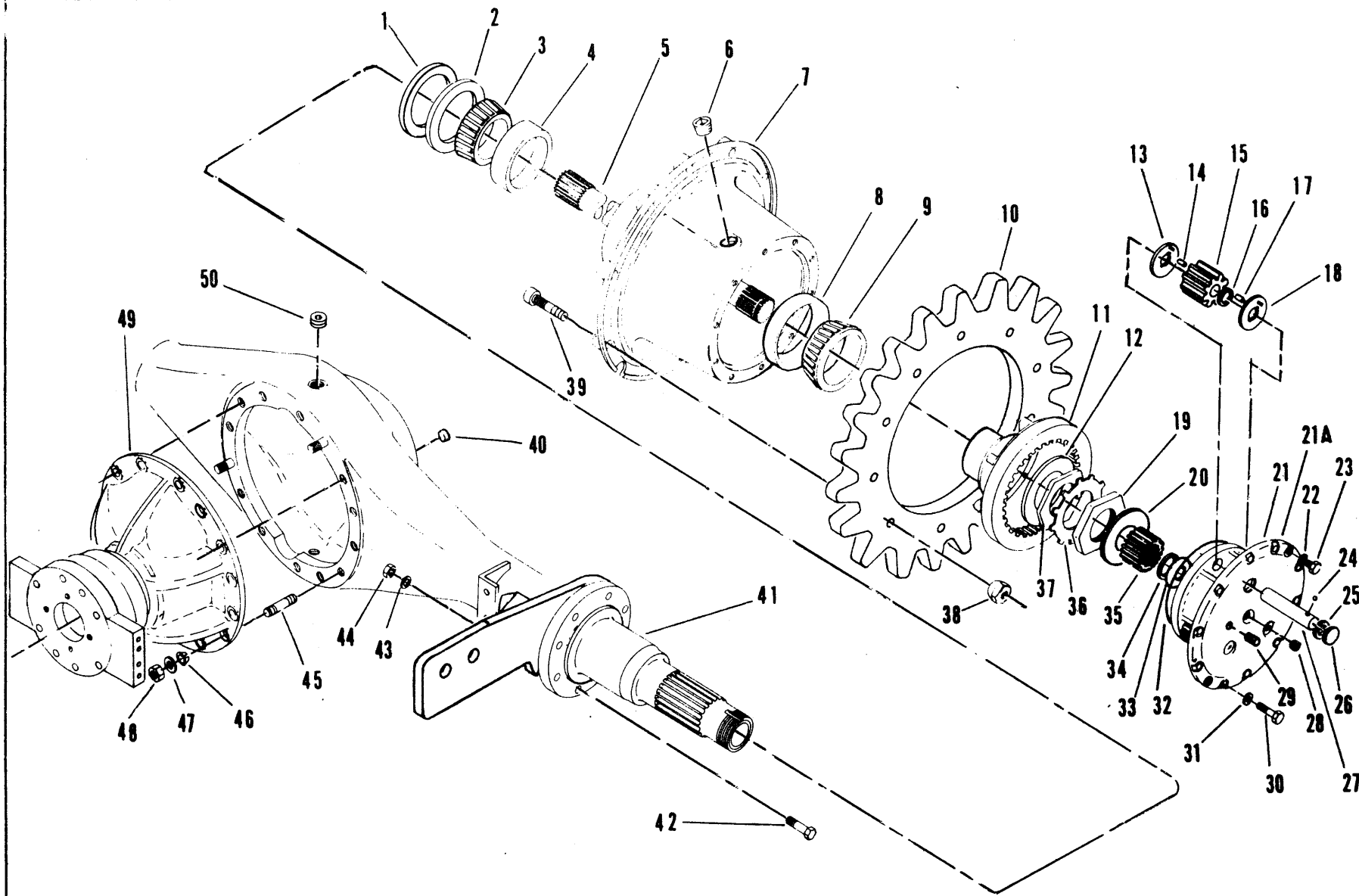
Item	Part No.	Description	Qty.	Item	Part No.	Description	Qty.
A	192287	** AXLE ASSY	1	32B	111656	† WASHER.	38
B	122621	† HUB & DISC ASSY (Inc 2, 4, 5, 32, 33, 45, 47 & 48).	2	33	86D-12	NUT.	38
C	119215	† GEAR & HUB ASSY, Internal (Inc 9, 10, 29, 30 & 31)	1	34	121214	BREATHER, Air.	1
1	127819	CONE, Inner Hub Bearing.	2	35	11F-12	PLUG	1
2	774024	CUP, Inner Hub Bearing	2	36	120707	NAMEPLATE.	1
3	119469	PLUG	2	37	6C-605	SCREW.	2
4	122622	HUB & CUP ASSY (Inc 2, 5).	2	38	124471	* HOUSING, Axle	1
5	1304047	CUP, Outer Hub Bearing.	2	38A	1577781	* BRACKET.	1
6	1304048	CONE, Outer Hub Bearing	2	39	1572820	ARM, Stabilizer	1
7	118783	AXLE SHAFT ASSY (Inc 8)	2	39A	1574466	† BUSHING	2
8	118785	BUTTON, Thrust	2	40	1F-636	COTTER.	2
9	119218	HUB, Internal Gear	2	41	1572811	SPACER	2
10	119217	GEAR, Internal.	2	42	1572811	SPACER	2
11	110559	NUT, Spindle	4	43	1572821	† PIN (For Serial: 224A-101 thru 164) 2	2
12	118791	O-RING.	2	43A	1577810	PIN (For Serial: 224A-165 & After). 2	2
13	-----	PLANET CARRIER ASSY – See Index	2	43B	12H-25	FITTING, 90°.	1
14	118787	WASHER.	2	43C	10H-25	† FITTING.	1
15	118782	GEAR, Sun	2	44	123840	END, Spindle	2
16	224066	RING, Sun Gear Snap	2	45	17C-1232	BOLT	24
17	118790	O-RING.	2	46	111656	WASHER.	24
18	118785	BUTTON, Thrust	2	47	123839	PLATE, Disc Brake Adapter	4
19	118788	THRUST CAP ASSY (Inc 18)	2	48	-----	BRAKE HEAD ASSY – See Index . 2	2
20	-----	OMIT	-	49	2106027	SEAL	2
21	11F-12	PLUG	2	50	128379	DISC, Brake.	2
22	1C-720	BOLT	18	51	18C-1256	BOLT	32
23	112278	WASHER.	18	52	104412	WASHER.	16
24	1C-908	SCREW.	6	52A	124543	† NUT	16
25	4E-09	LKWSHR.	6	53	117336	STUD	16
26	117225	BOLT	40	54	-----	BRAKE HEAD ASSY – See Index. . 2	2
27	106547	WASHER.	40	55	111656	WASHER.	32
28	118786	NUT, Spindle	2	56	64D-12	NUT.	32
29	119214	PLATE, Retainer.	12	57	119469	PLUG	1
30	4E-08	LKWSHR.	24	58	64D-10	NUT	14
31	4C-820	BOLT	24	59	104412	WASHER.	14
32	120218	STUD	38	60	119141	DOWEL.	4
32A	64D-12	† NUT.	38	61	-----	DIFFERENTIAL & CARRIER ASSY – See Index.	1
				62	-----	OMIT	-
				63	120771	STUD	10

*NOTE: See Service Gram 678

**NOTE: 1577781 Bracket must be ordered when Axle Assy 192287 is used.

† Not Illustrated

WHEN ORDERING PARTS, ALWAYS STATE MODEL AND SERIAL NO. OF MACHINE



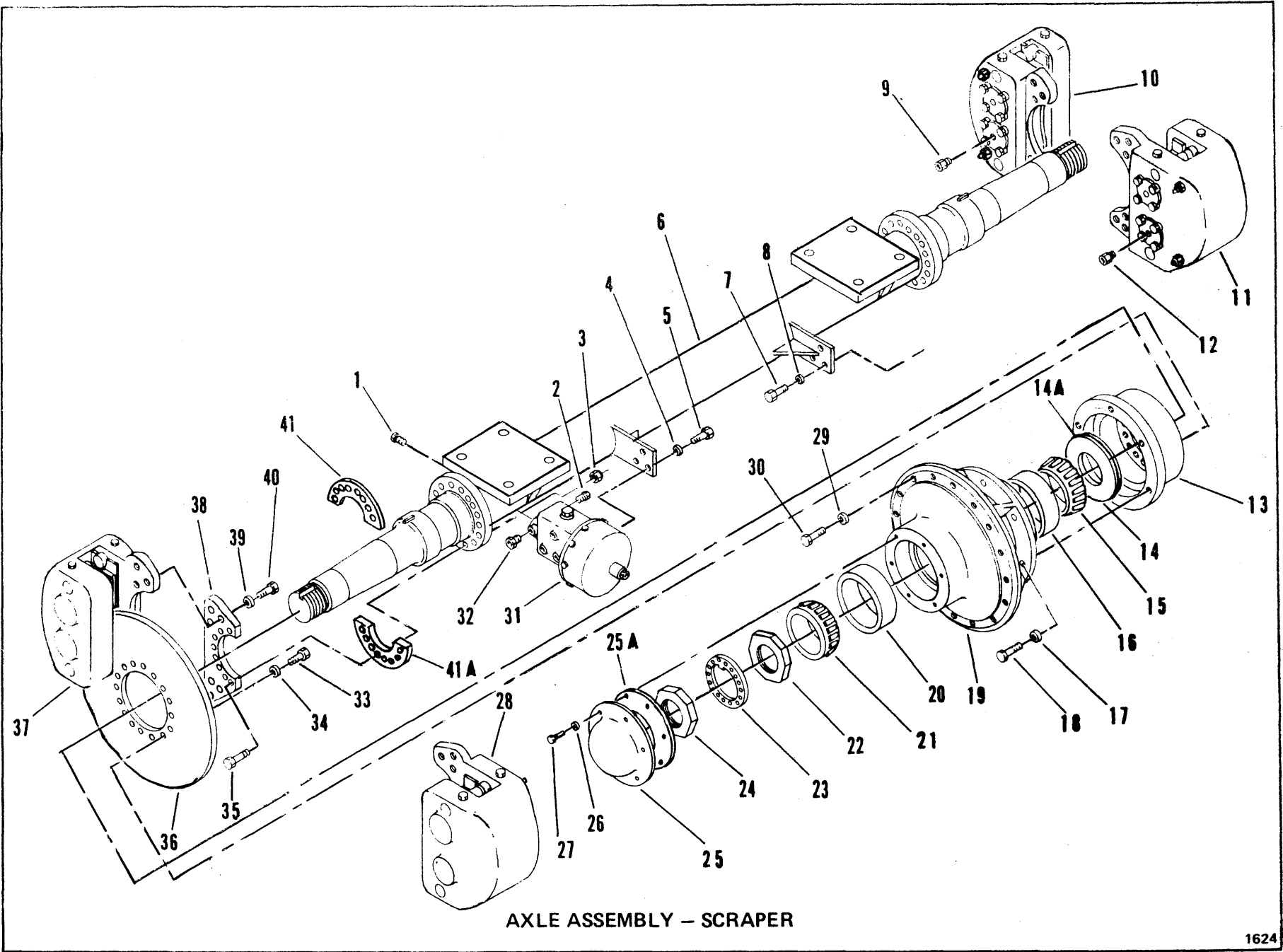
AXLE ASSEMBLY - ELEVATOR

CLARK EQUIPMENT COMPANY

AXLE ASSEMBLY – ELEVATOR

Item	Part No.	Description	Qty.
A	1580712	AXLE KIT (Inc. 1 thru 50)	1
1	123849	PROTECTOR, Hub Oil Seal	2
2	123848	SEAL, Hub Oil	2
3	1318334	CONE, Hub Bearing – Inner	2
4	1318336	CUP, Bearing – Inner	2
5	123859	SHAFT, Axle	2
6	119469	PLUG, Hub Drain.....	2
7	123856	HUB ASSY (Inc. 4, 8)	2
8	1318337	CUP, Bearing – Outer	2
9	1318335	CONE, Hub Bearing – Outer	2
10	1573286	SPROCKET	2
11	123860	HUB, Internal Gear	2
12	106572	WASHER, Housing Tube	2
13	124574	WASHER, Thrust	6
14	124576	ROLLER, Planet Gear	174
15	124573	GEAR, Planet	6
16	124577	SPACER, Roller	6
17	124576	ROLLER, Planet Gear	174
18	124574	WASHER, Thrust.....	3
19	102313	NUT, Outer Spindle	2
20	121166	WASHER, Sun Gear Thrust	2
21	124578	PLANET CARRIER ASSY (Inc. 13 thru 18, 21A, 24 thru 28, 33)	2
21A	124579	CARRIER, Planet	2
22	4E-08	LKWSHR	8
23	1C-808	BOLT, Planet Carrier Puller	8
24	10J-12	BALL, Planet Shaft	6
25	672907	RING, Planet Shaft Retaining	6
26	12F-200	PLUG, Planet Expansion	6
27	124575	SHAFT, Planet	6
28	10F-02	PLUG, Planet Carrier	2
29	16F-4	PLUG, Planet Oil Level	2
30	100970	BOLT, Planet Carrier	24
31	106762	WASHER	24
32	107348	O-RING, Planet Carrier	2
33	119983	WASHER, Axle Shaft Thrust	2
34	224031	RING, Sun Gear Retaining	2
35	124095	GEAR, Sun	2
36	102314	LOCK, Spindle Nut	2
37	102313	NUT, Inner Spindle	4
38	59D-10	LOCKNUT	20
39	17C-1048	BOLT	20
40	16F-12	PLUG, Housing Drain	1
41	2105444	HOUSING	1
42	17C-1040	BOLT	16
43	4E-10	LKWSHR	16
44	61D-10	NUT	16
45	120546	STUD, Carrier to Housing	12
46	103216	DOWEL, Carrier Stud	3
47	112278	WASHER, Carrier Stud	12
48	64D-07	NUT, Carrier Stud	12
49	-----	BEVEL GEAR CARRIER & FLYWHEEL ASSY – See Index	1
50	119469	PLUG, Housing	1

WHEN ORDERING PARTS, ALWAYS STATE MODEL AND SERIAL NO. OF MACHINE



A10-1

1A13

PM-4038
Printed in U.S.A.

CLARK EQUIPMENT COMPANY

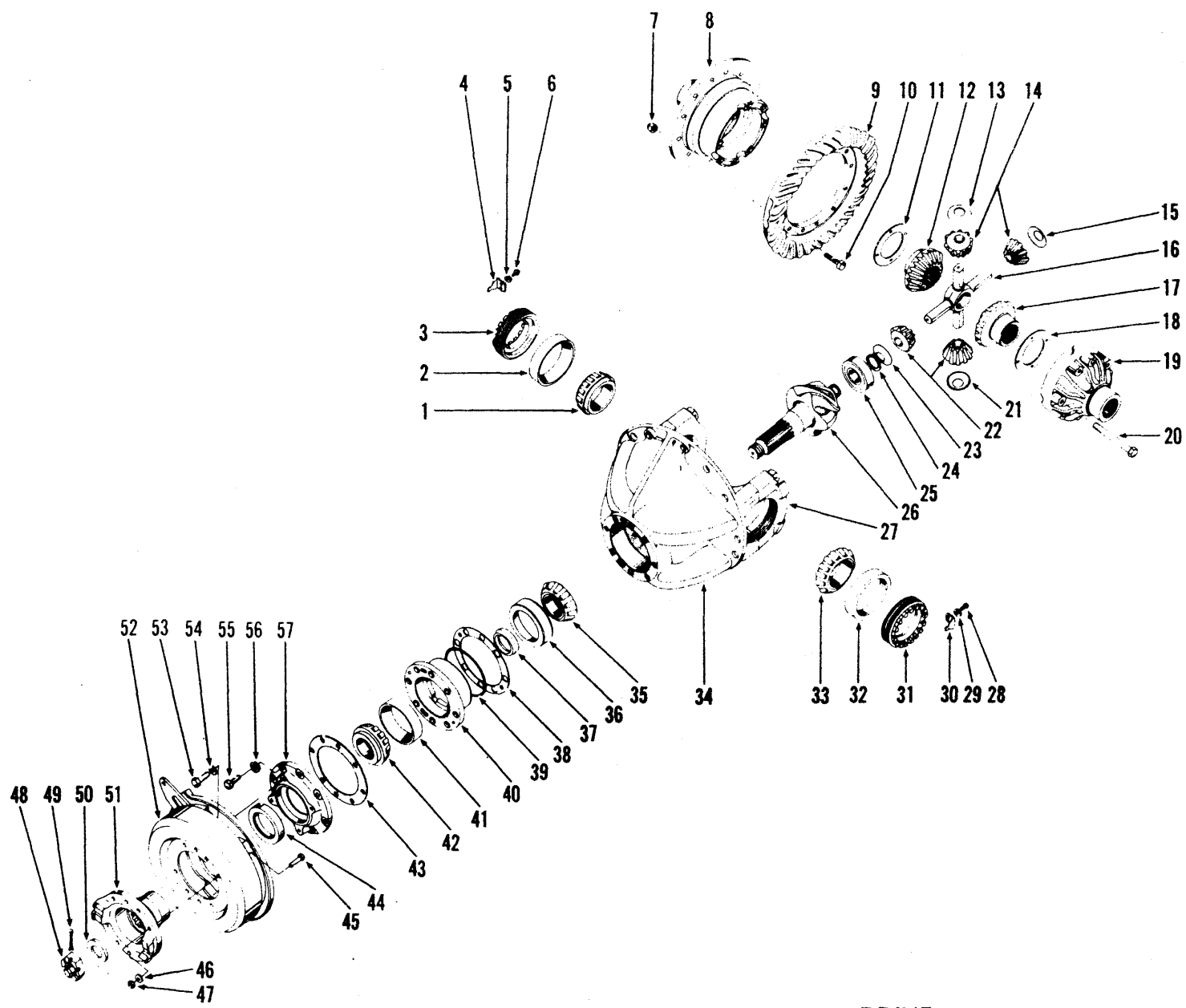
AXLE ASSEMBLY + SCRAPER

Item	Part No.	Description	Qty.
A	1579763	AXLE ASSY (Inc. 1 thru 41A)	1
1	24K-04	PLUG	2
2	24K-04	PLUG	2
3	59D-10	LOCKNUT	32
4	4E-07	LKWSHR	3
5	18C-716	BOLT	3
6	1572771	AXLE ASSY	1
7	18C-716	BOLT	3
8	4E-07	LKWSHR	3
9	711257	ADAPTER	2
10	-----	BRAKE HEAD ASSY - See Index	1
11	-----	BRAKE HEAD ASSY - See Index	1
12	711257	ADAPTER	2
13	1572262	ADAPTER	2
14	1559315	RETAINING ASSY	2
14A	1559172	†FELT	2
15	711154	CONE	2
16	711153	CUP	2
17	4E-12	LKWSHR	12
18	17C-1236	BOLT	12
19	1559775	HUB	2
20	1313653	CUP	2
21	1313685	CONE	2
22	1550973	NUT, Spindle	2
23	1550842	WASHER	2
24	1550974	NUT, Spindle	2
25	1559774	CAP, Hub	2
25A	1559162	GASKET	2
26	4E-06	LKWSHR	12
27	17C-610	BOLT	12
28	-----	BRAKE HEAD ASSY - See Index	1
29	4E-12	LKWSHR	40
30	17C-1228	BOLT	40
31	-----	POWER CLUSTER - See Index	-
32	711257	ADAPTER	2
33	110305	BOLT	24
34	111656	LKWSHR	24
35	17C-1036	BOLT	32
36	128379	DISC, Brake	2
37	-----	BRAKE HEAD ASSY - See Index	1
38	122559	PLATE	2
39	111656	WASHER	12
40	17C-1232	BOLT	12
41	1577382	‡SHIM	-
41A	1577381	‡SHIM	-
41B	1580933	‡SHIM	-

† Not Illustrated

‡ As Required

WHEN ORDERING PARTS, ALWAYS STATE MODEL AND SERIAL NO. OF MACHINE



AXLE DIFFERENTIAL AND CARRIER ASSEMBLY - DRIVE

TS-5235-P

CLARK EQUIPMENT COMPANY

AXLE DIFFERENTIAL AND CARRIER ASSEMBLY – DRIVE

For Serial: 224A-101 thru 144, 165 thru 174, 176 & 186

Item	Part No.	Description	Qty.	Item	Part No.	Description	Qty.
A	119263	DIFF. & CARRIER ASSY KIT (Inc. 1 thru 57)	1	33	742261	CONE, Differential Bearing	1
1	742261	CONE, Differential Bearing	1	34	815780	*CARRIER ASSY KIT, Differential (Inc. 27, 27A, 27B)	1
2	675255	CUP, Differential Bearing	1	35	710034	CONE, Center Pinion Bearing	1
3	110539	NUT, Differential Adjusting	1	36	710035	CUP, Center Pinion Bearing	1
4	100941	LOCK, Differential Adjusting Nut	1	37	815377	KIT, Pinion Bearing Spacer	1
5	4E-06	LKWSHR, Adjusting Nut Lock	1	38	110543	‡ SHIM, Pinion Bearing Cage (.004)	—
6	3C-614	BOLT, Adjusting Nut Lock	1	38A	125573	‡ SHIM, Pinion Bearing Cage (.007)	—
7	86D-10	NUT, Ring Gear	12	38B	125574	‡ SHIM, Pinion Bearing Cage (.010)	—
8	-----	DIFF. CASE, Flange Half—See 61	1	39	25K-40616	O-RING, Pinion Bearing Cage	1
9	-----	§ RING GEAR — See 60	1	40	111691	CAGE ASSY, Pinion Bearing (Inc. 36, 41)	1
10	110522	BOLT, Ring Gear	12	41	774198	CUP, Outer Pinion Bearing	1
11	119139	WASHER, Side Gear Thrust	1	42	774197	CONE, Outer Pinion Bearing	1
12	110528	GEAR, Differential Side	1	43	-----	OMIT	—
13	119138	WASHER, Differential Pinion Thrust	1	44	111750	SEAL, Pinion Oil	1
14	815747	PINION KIT, Differential (Inc. 22)	1	45	104471	BOLT, Drum to Flange	8
15	119138	WASHER, Differential Pinion Thrust	1	46	4E-07	LKWSHR, Drum to Flange	8
16	110529	SPIDER, Differential	1	47	62D-07	NUT, Drum to Flange	8
17	110528	GEAR, Differential Side	1	48	107977	NUT, Pinion Shaft	1
18	119139	WASHER, Side Gear Thrust	1	49	1F-748	COTTER, Pinion Shaft Nut	1
19	-----	§ DIFF. CASE, Plain Half — See 61	1	50	107978	WASHER, Pinion Shaft	1
20	110532	BOLT, Differential Case	8	51	114259	FLANGE, Companion	1
21	119138	WASHER, Differential Pinion Thrust	1	52	-----	PARKING BRAKE — See Index ...	—
22	-----	§ PINION, Differential — See 14	—	52A	107481	† DRUM, Brake	1
23	119138	WASHER, Differential Pinion Thrust	1	53	1C-924	BOLT, Brake Attaching	4
24	224083	RING, Inner Pinion Retaining	1	54	4E-09	LKWSHR, Brake Attaching	4
25	774199	BEARING, Inner Pinion	1	55	1C-1036	BOLT, Oil Seal Retainer	8
26	-----	§ PINION — See 60	1	56	4E-10	LKWSHR, Oil Seal Retainer	8
27	-----	§ CAP, Differential — See 34	2	57	111695	RETAINER, Pinion Oil Seal	1
27A	110536	† BOLT, Carrier Cap	4	58	119430	† DIFF. ASSY (Inc. 7 thru 23, 26)	1
27B	111658	† WASHER, Carrier Cap	4	59	119431	† DIFF. BODY SUB-ASSY (Inc. 8, 11 thru 23)	1
28	3C-614	BOLT, Adjusting Nut Lock	1	60	118982	† GEAR & PINION SET (Inc. 9, 26)	1
29	4E-06	LKWSHR, Adjusting Nut Lock	1	61	815786	† DIFF. CASE KIT (Inc. 8, 13, 15, 19 thru 21, 23)	1
30	100941	LOCK, Differential Adjusting Nut	1				
31	110539	NUT, Differential Adjusting	1				
32	675255	CUP, Differential Bearing	1				

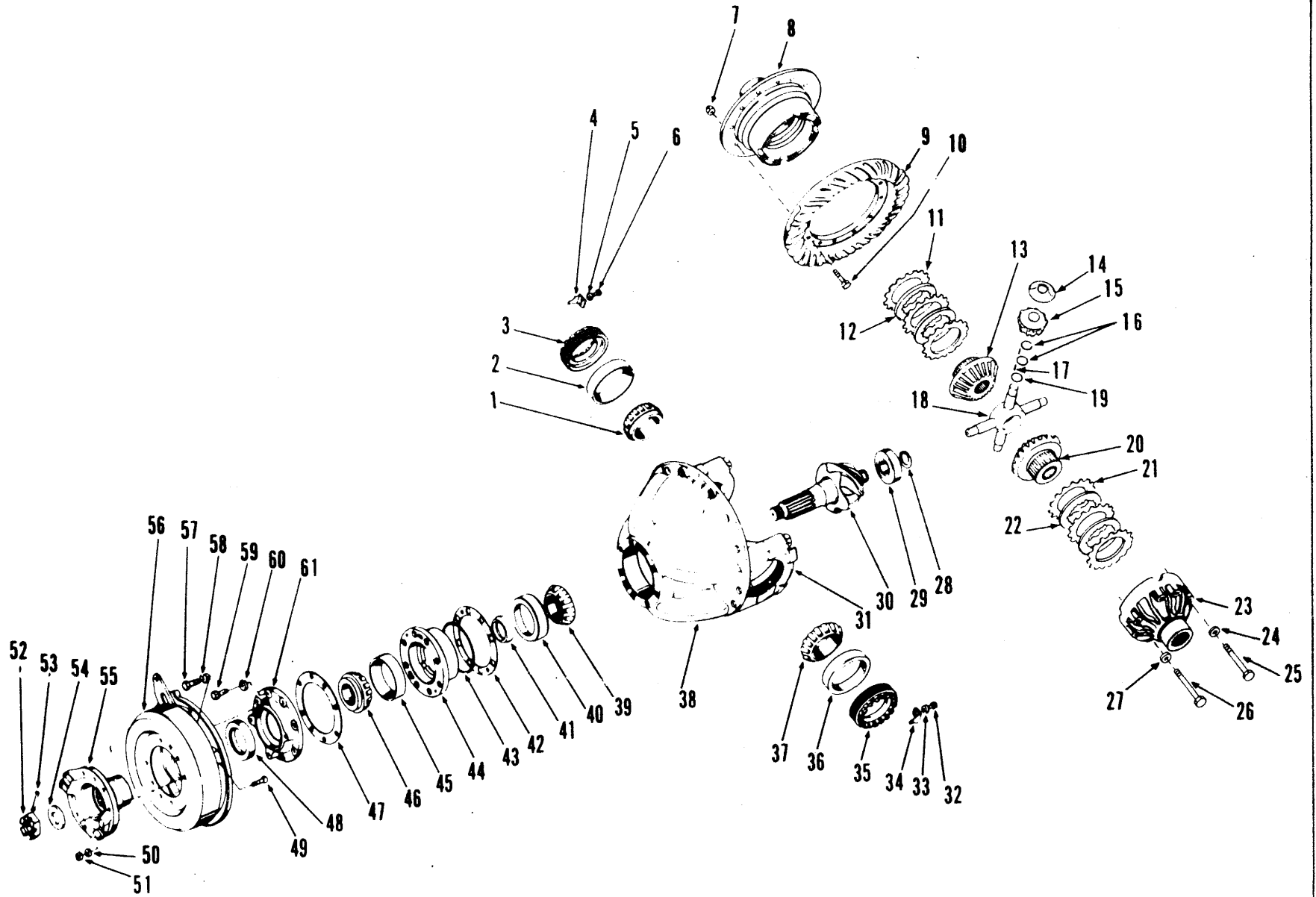
*NOTE: 815780 Kit also includes 4 – 117336 Std, 4 – 119141 Dowel and 4 – 64D-10 Nut for mounting Differential and Carrier Assembly to Axle Housing.

† Not Illustrated

‡ As Required

§ Not Sold Separately

WHEN ORDERING PARTS, ALWAYS STATE MODEL AND SERIAL NO. OF MACHINE



TRACTOR DIFFERENTIAL AND CARRIER ASSEMBLY - LIMITED SLIP

CLARK EQUIPMENT COMPANY

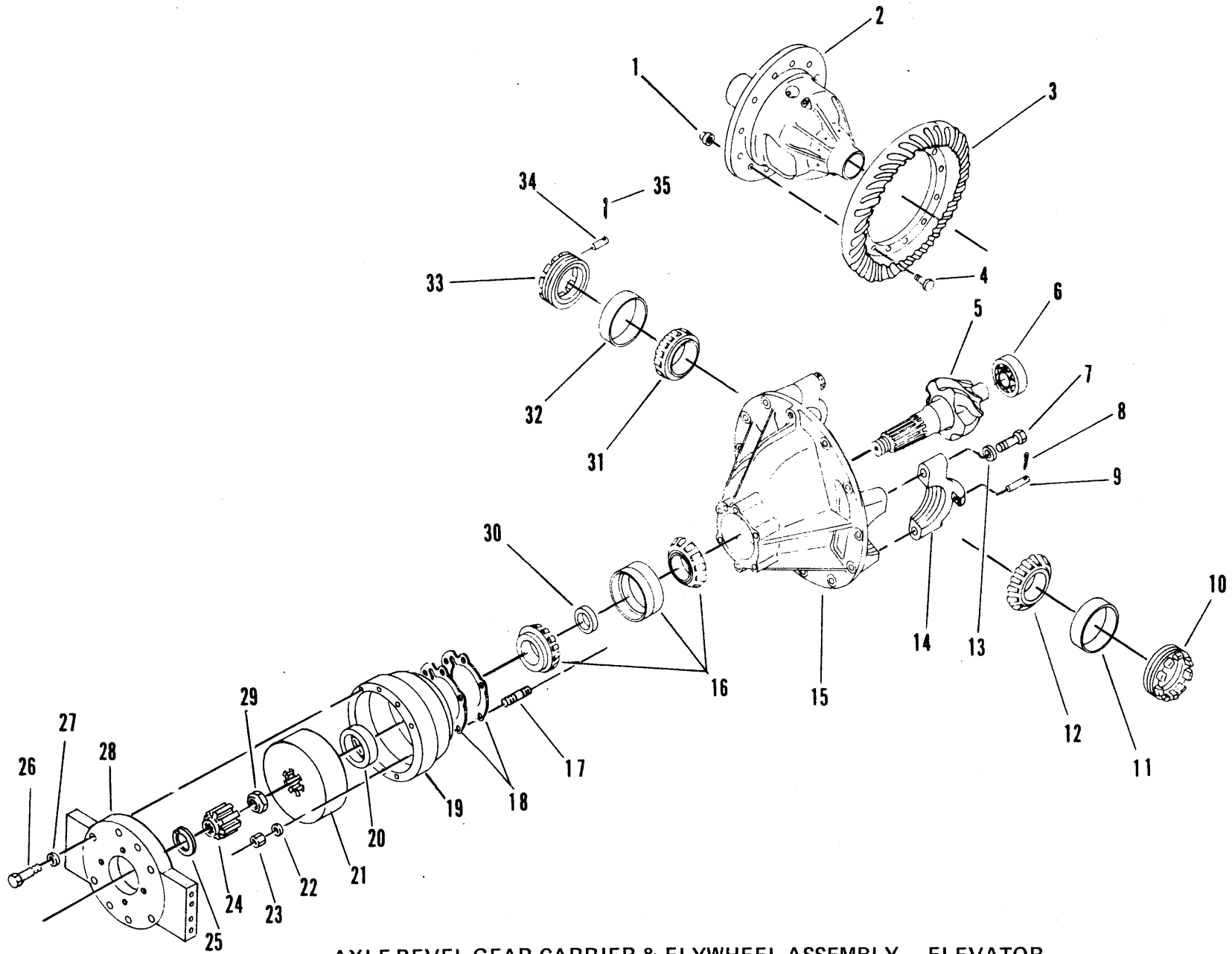
TRACTOR DIFFERENTIAL & CARRIER ASSEMBLY – "LIMITED SLIP"

For Serial: 224A-175, 177 thru 185, 187 & After

Item	Part No.	Description	Qty.	Item	Part No.	Description	Qty.
A	124460	DIFF. & CARRIER ASSY KIT (Inc. 1 thru 61)	1	34	100941	LOCK	1
1	4148127	CONE	1	35	123876	NUT, Adjusting	1
2	4148124	CUP	1	36	4148124	CUP	1
3	123876	NUT	1	37	4148127	CONE	1
4	100941	LOCK	1	38	123873	CARRIER ASSY KIT, Differential (Inc. 31, 31A & 31B)	1
5	4E-06	LKWSHR	1	39	710034	CONE	1
6	1C-614	BOLT	1	40	710035	CUP	1
7	86D-10	NUT	12	41	100547	SPACER.....	1
8	-----	§ DIFF. CASE, Flange Half – See 63	1	42	110543	‡ SHIM (.004)	—
9	-----	§ RING GEAR – See 64	1	42A	125573	‡ SHIM (.007)	—
10	110522	BOLT	12	42B	110545	‡ SHIM (.010)	—
11	123871	DISC, Outer Clutch	3	42C	125575	‡ SHIM (.020)	—
12	123872	DISC, Inner Clutch	2	43	25K-40616	O-RING	1
13	123870	GEAR	1	44	111691	CAGE ASSY (Inc. 40, 45)	1
14	123382	WASHER, Thrust	4	45	774198	CUP	1
15	124242	PINION	4	46	774197	CONE	1
16	124246	SPACER, Center & Outer	8	47	-----	OMIT	—
17	124244	ROLLER, Needle	232	48	111750	SEAL	1
18	124243	SPIDER	1	49	104471	BOLT	8
19	125069	SPACER, Inner	4	50	4E-07	LKWSHR	8
20	123870	GEAR.....	1	51	62D-07	NUT	8
21	123871	DISC, Outer Clutch	3	52	107977	NUT	1
22	123872	DISC, Inner Clutch	2	53	1F-748	COTTER	1
23	-----	§ DIFF. CASE, Plain Half – See 63	1	54	107978	WASHER	1
24	106547	WASHER	4	55	114259	FLANGE, Companion	1
25	123869	BOLT	4	56	-----	PARKING BRAKE – See Index ...	—
26	123868	BOLT	8	56A	107481	† DRUM, Brake	1
27	106547	WASHER	8	57	1C-924	BOLT.....	4
28	224083	RETAINER.....	1	58	4E-09	LKWSHR	4
29	774199	BEARING	1	59	1C-1036	BOLT	8
30	-----	§ PINION – See 64	1	60	4E-10	LKWSHR	8
31	-----	§ CAP, Differential – See 38	2	61	111695	RETAINER.....	1
31A	124090	† BOLT	4	62	124241	† DIFF. ASSY (Inc. 7 thru 27, 30)	1
31B	3E-14	† WASHER	4	63	123865	† DIFF. BODY SUB-ASSY	1
32	1C-614	BOLT	1			(Inc. 8, 23, 24, 25, 26 & 27) ...	1
33	4E-06	LKWSHR	1	64	118982	† GEAR & PINION SET (Inc. 9, 30)	1

† Not Illustrated
‡ As Required
§ Not Sold Separately

WHEN ORDERING PARTS, ALWAYS STATE MODEL AND SERIAL NO. OF MACHINE



AXLE BEVEL GEAR CARRIER & FLYWHEEL ASSEMBLY – ELEVATOR

CLARK EQUIPMENT COMPANY

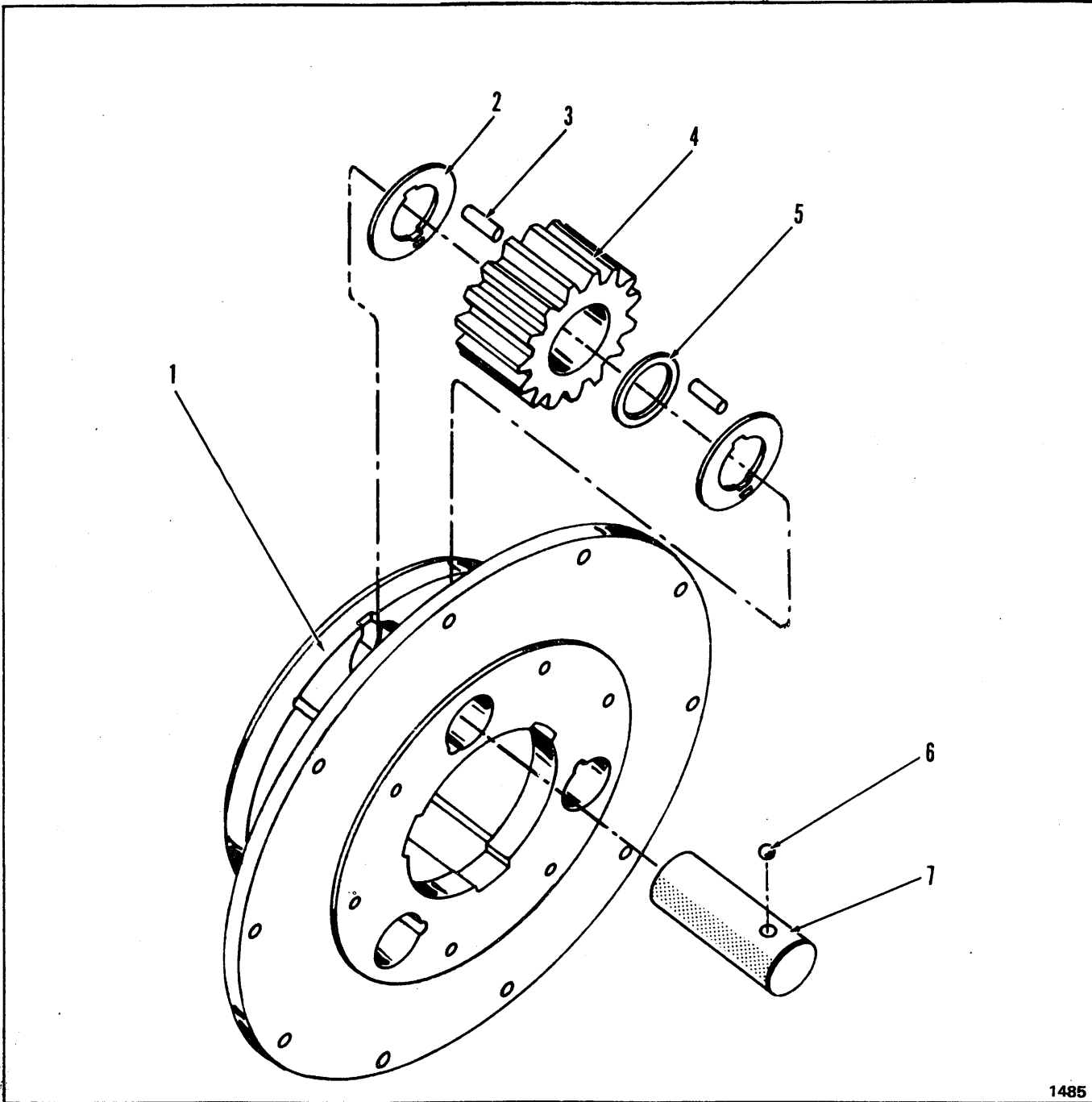
AXLE BEVEL GEAR CARRIER & FLYWHEEL ASSEMBLY – ELEVATOR

Item	Part No.	Description	Qty.
A	123850	BEVEL GEAR & CARRIER ASSY (Inc. 1 thru 35)	1
1	86D-07	NUT	12
2	123851	CARRIER	1
3	122443	RING GEAR & PINION SET (Inc. 5)	1
4	101424	BOLT	12
5	-----	§ PINION – See 3	—
6	111437	BEARING	1
7	1C-1040	BOLT	4
8	1F-428	COTTER	1
9	101411	PIN	1
10	123746	NUT, Adjusting	1
11	667279	CUP	1
12	648334	CONE	1
13	3E-10	LKWSHR	4
14	-----	§ CAP	2
15	113124	CARRIER (Inc. 7, 13, 14)	1
16	111735	BEARING ASSY	1
17	112923	STUD	6
18	102359	‡ SHIM	—
18A	102360	‡ SHIM	—
19	125492	HOUSING	1
20	111646	SEAL	1
21	125493	FLYWHEEL ASSY	1
22	106762	WASHER	6
23	64D-08	NUT	6
24	125528	COUPLING	1
25	223862	RETAINER	1
26	17C-828	BOLT	8
27	106762	WASHER	8
28	127454	ADAPTER	1
29	216058	NUT	1
30	101409	SPACER	1
31	648334	CONE	1
32	667279	CUP	1
33	123746	NUT	1
34	101411	PIN	1
35	1F-428	COTTER	1

‡ As Required § Not Sold Separately

WHEN ORDERING PARTS, ALWAYS STATE MODEL AND SERIAL NO. OF MACHINE

CLARK EQUIPMENT COMPANY



1485

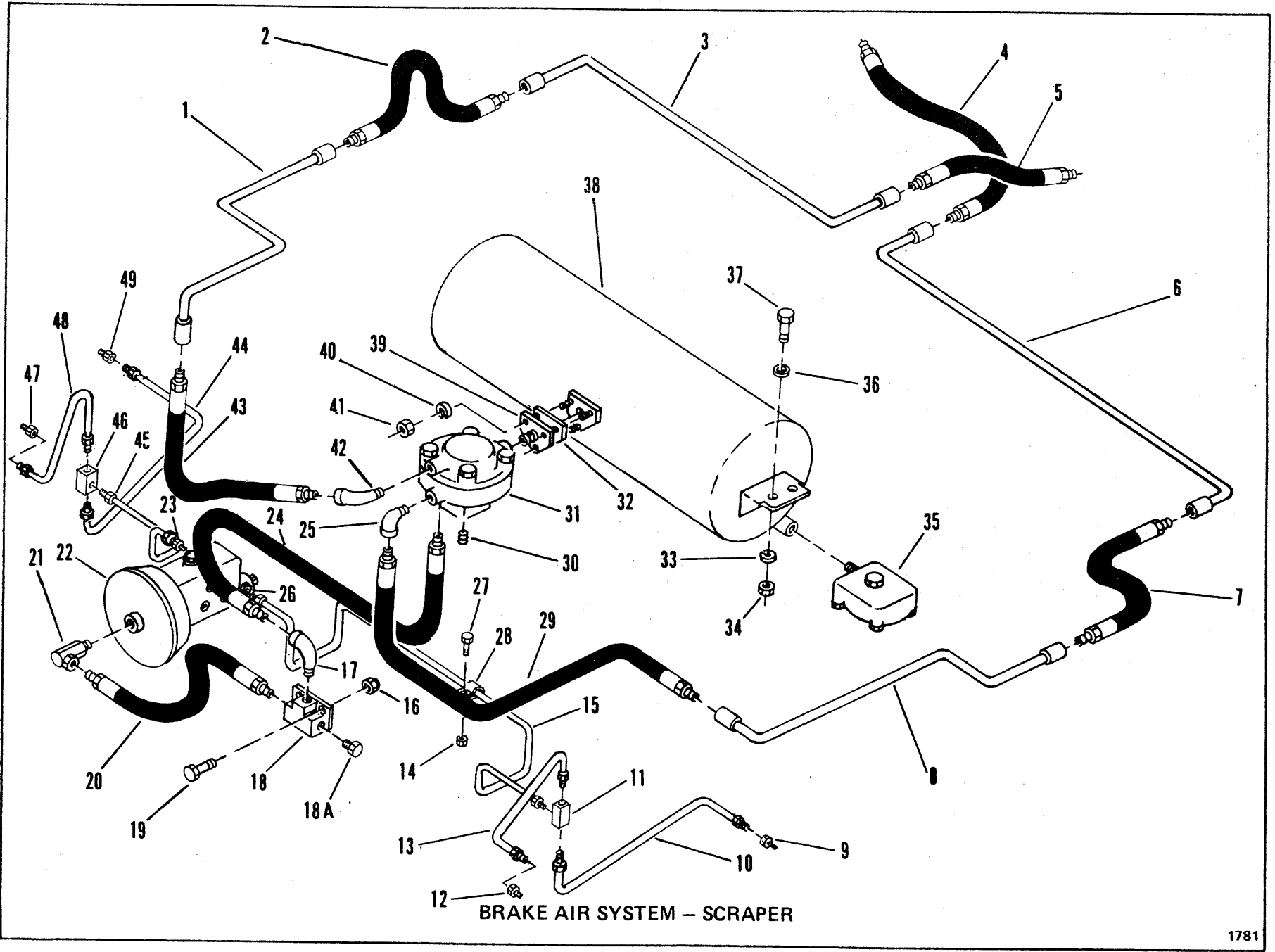
AXLE PLANET CARRIER ASSEMBLY – TRACTOR

Item	Part No.	Description	Qty.
A	121933	PLANET CARRIER ASSY (Inc. 1 thru 7)	2

NOTE: Two (2) Planet Carriers are used per tractor – Quantities listed below are for one (1) Planet Carrier.

Item	Part No.	Description	Qty.
1	121934	SPIDER, Planet	1
2	118774	WASHER, Thrust	6
3	118803	ROLL, Pinion Needle	168
4	118776	PINION, Planet	3
5	118775	SPACER, Pinion Roll	3
6	10J-12	BALL, Pinion Shaft Lock	3
7	118773	SHAFT, Pinion	3

WHEN ORDERING PARTS, ALWAYS STATE MODEL AND SERIAL NO. OF MACHINE



BRAKE AIR SYSTEM - SCRAPER

B2-1

(1B11)

PM 4038
Printed in U.S.A.

CLARK EQUIPMENT COMPANY

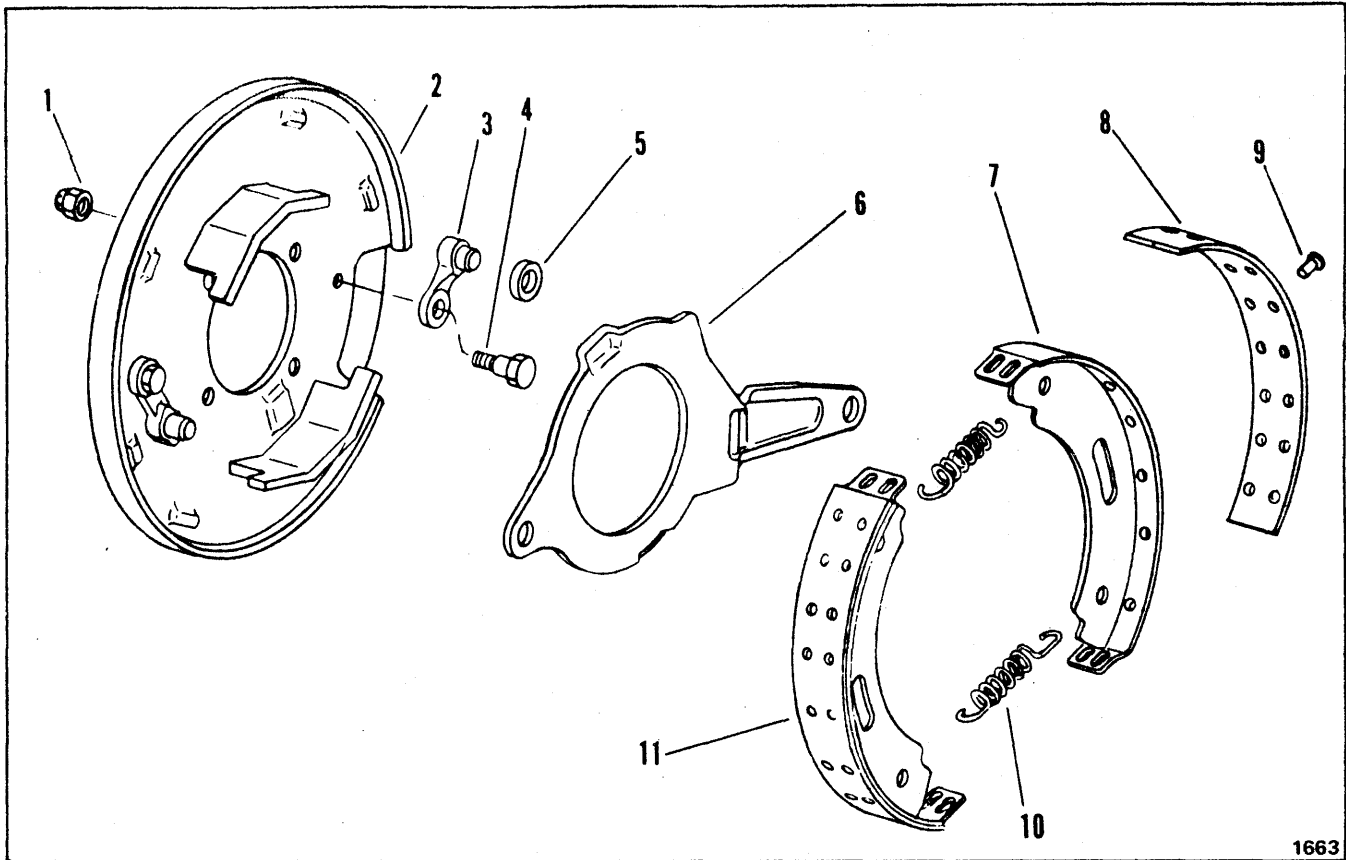
BRAKE AIR SYSTEM — SCRAPER

Item	Part No.	Description	Qty.	Item	Part No.	Description	Qty.
1	1581909	TUBE	1	25	26F-02	ELBOW	1
2	1550532	HOSE	1	26	711257	ADAPTER	1
3	1574512	TUBE	1	26A	850786	†WASHER	1
4	1567163	HOSE	1	27	17C-412	BOLT	2
5	1567163	HOSE	1	28	30H-18	CLIP	2
6	1574510	TUBE	1	29	1564725	HOSE	1
7	1550532	HOSE	1	30	13F-04	PLUG	1
8	1581910	TUBE	1	31	1567182	*VALVE (B. W. No. 281863)	1
9	711257	ADAPTER	1	32	1551321	GASKET, Adapter	1
9A	850786	†WASHER	1	33	4E-06	LKWSHR	4
10	1574891	TUBE	1	34	61D-06	NUT	4
11	659624	TEE	1	35	1574308	*VALVE, Automatic Drain (B. W. No. 281924)	1
12	711257	ADAPTER	1	36	25E-16	WASHER	4
12A	850786	†WASHER	1	37	17C-620	BOLT	4
13	1574894	TUBE	1	38	1567189	AIR RESERVOIR ASSY (Inc 31, 32, 38A, 39, 40 & 41)	1
14	59D-04	LOCKNUT	2	38A	527684	RESERVOIR, Air	1
15	1578635	TUBE	1	39	1011127	ADAPTER	1
16	59D-05	NUT	2	40	4E-06	LKWSHR	3
17	26F-02	FITTING	1	41	61D-06	NUT	3
18	1010658	*VALVE, Quick Release (B. W. No. 229813)	1	42	26F-02	ELBOW	1
18A	40K-4	PLUG	1	43	1564725	HOSE	1
19	17C-520	BOLT	2	44	1574893	TUBE	1
20	1567155	HOSE	1	45	1574877	TUBE	1
21	31F-02	ADAPTER	1	46	659624	TEE	1
22	— — — —	POWER CLUSTER ASSY (Inc 22A, 22B) — See Index	1	47	711257	ADAPTER	1
22A	24K-04	PLUG (Inc 22B)	1	47A	850786	†WASHER	1
22B	91F-04	O-RING	1	48	1574896	TUBE	1
23	711257	ADAPTER	1	49	711257	ADAPTER	1
23A	850786	†WASHER	1	49A	850786	†WASHER	1
24	1564725	HOSE	1				

*NOTE: Your local Bendix-Westinghouse Distributor is equipped to service components of these parts.

WHEN ORDERING PARTS, ALWAYS STATE MODEL AND SERIAL NO. OF MACHINE

CLARK EQUIPMENT COMPANY



1663

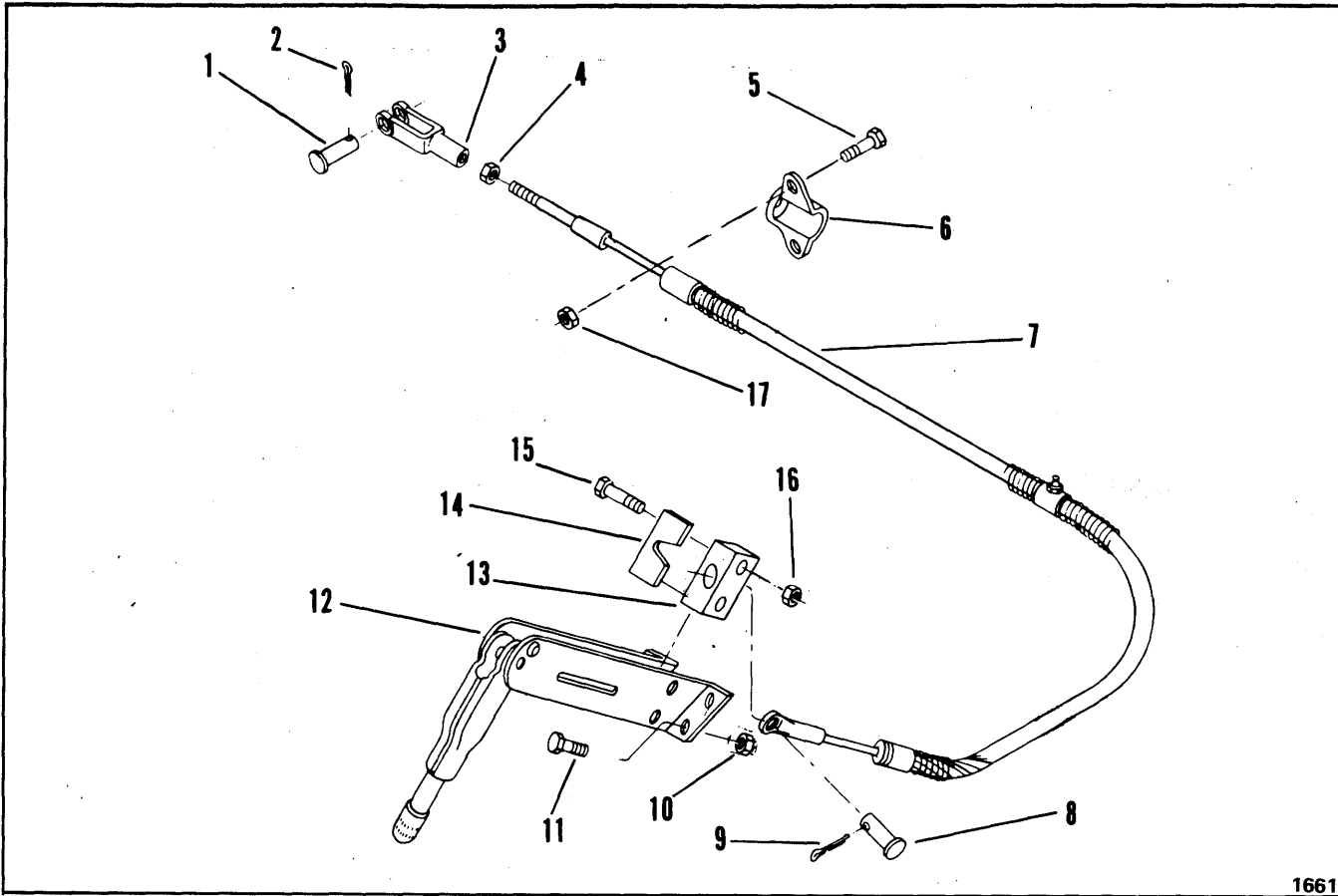
BRAKE ASSEMBLY – PARKING

Item	Part No.	Description	Qty.
A	111696	BRAKE ASSY (Inc.1 thru 11)	1
1	----	§ NUT, Pawl to Plate – See 3	2
2	945047	PLATE, Brake Backing	1
3	886719	BRAKE PAWL KIT (Inc.1, 4 & 5)	2
4	----	§ BOLT, Pawl to Plate – See 3	2
5	220968	ROLLER, Brake Actuating	1
6	220965	LEVER, Cam Operating	1
7	----	§ SHOE, Brake – See 11	2
8	942405	LINING KIT, Brake Shoe (Inc.9)	1
9	945051	RIVET, Lining to Shoe	28
10	220969	SPRING, Shoe Return	2
11	872712	SHOE ASSY, Brake (Inc. 7, 8 & 9)	2

§ Not Sold Separately

WHEN ORDERING PARTS, ALWAYS STATE MODEL AND SERIAL NO. OF MACHINE

CLARK EQUIPMENT COMPANY



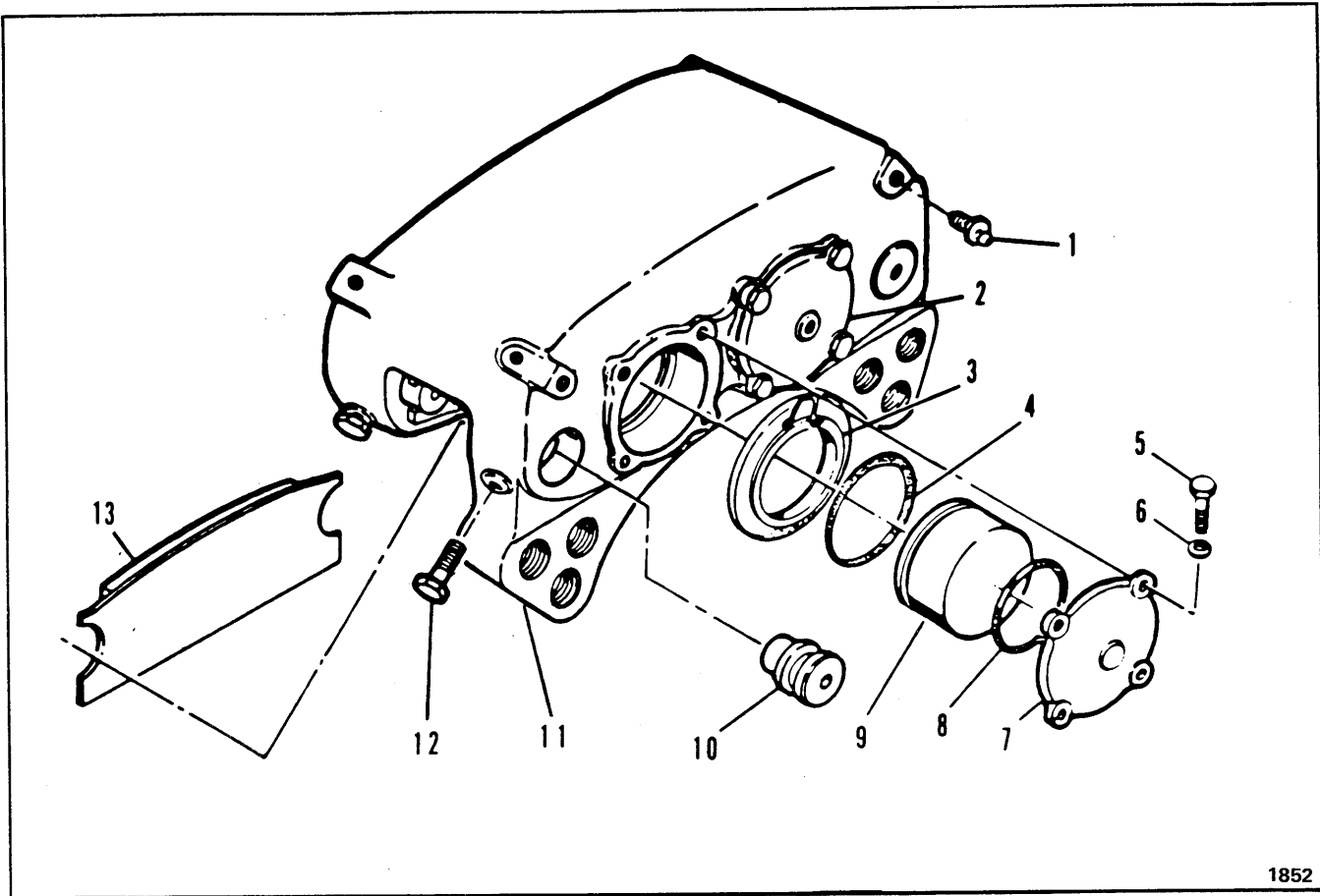
1661

BRAKE CONTROLS – PARKING

Item	Part No.	Description	Qty.
1	4F-060106	PIN	1
2	1F-312	COTTER	1
3	2J-6208	CLEVIS	1
4	60D-06	NUT, Jam	1
5	18C-514	BOLT	2
6	104645	CLAMP, Cable	1
7	1527543	CABLE, Parking Brake	1
8	4F-04051	PIN	1
9	1F-208	COTTER	1
10	8D-05	LOCKNUT	4
11	8C-520	BOLT	4
12	---	LEVER, Brake – See Index	1
13	593027	BLOCK	1
14	593028	RETAINER	1
15	18C-528	BOLT	2
16	60D-05	LOCKNUT	2
17	60D-05	LOCKNUT	2

WHEN ORDERING PARTS, ALWAYS STATE MODEL AND SERIAL NO. OF MACHINE

CLARK EQUIPMENT COMPANY



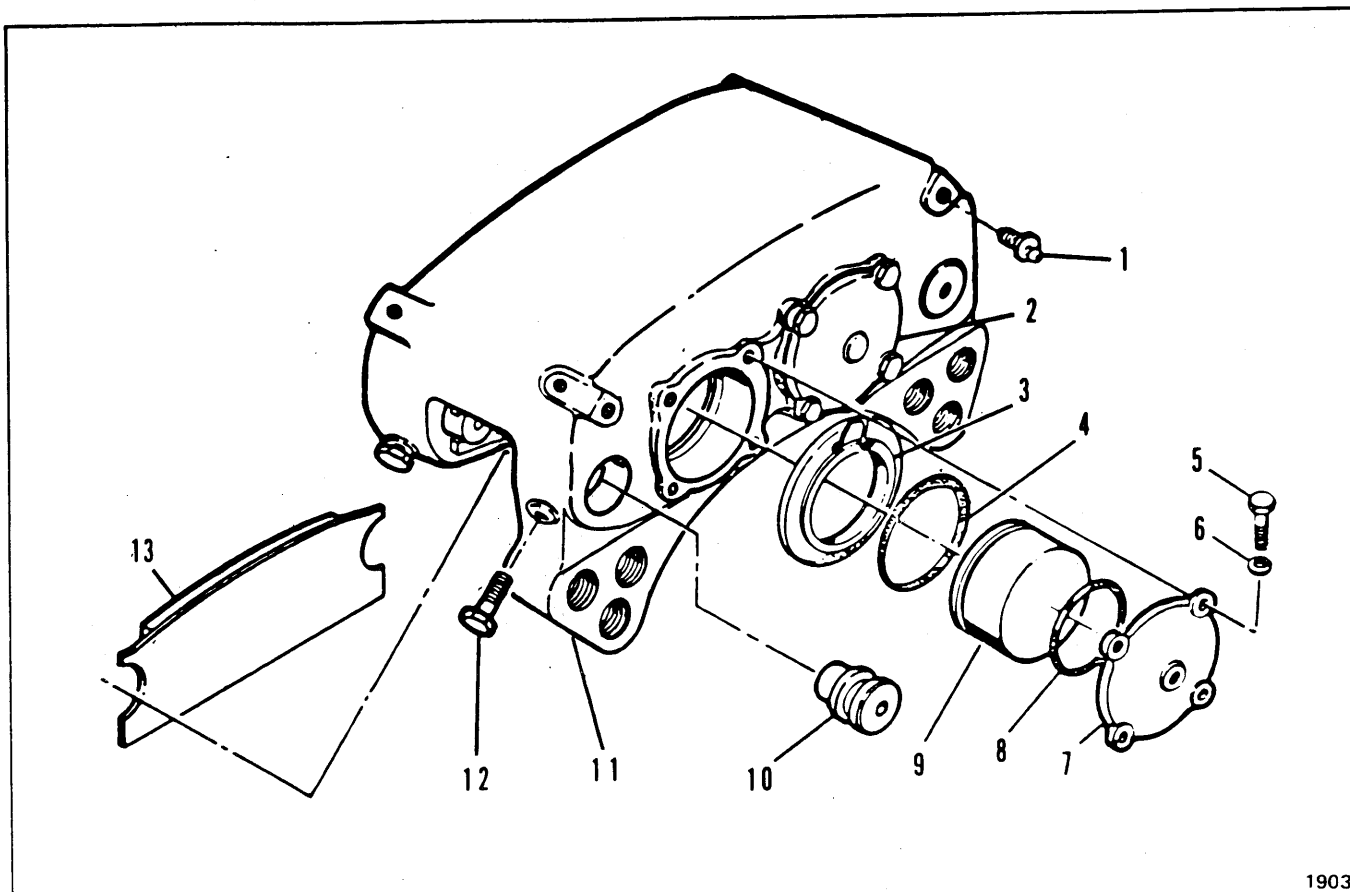
**BRAKE HEAD ASSY – TRACTOR & SCRAPER
L. H. FRONT & R. H. REAR**

Item	Part No.	Description	Qty.
A	128852	BRAKE HEAD ASSY (Inc 1 thru 13)	2
NOTE: Two (2) Brake Head Assy's. used per machine. Quantities listed are for one (1) brake head assy.			
B	840535	REPAIR KIT (Inc 3, 4, & 8)	1
1	947927	VALVE	2
2	947933	CAP	1
3	---	§BOOT (Inc w/B)	4
4	---	§SPACKING (Inc w/B)	4
5	1C-620	BOLT	8
6	25E-17	WASHER	8
7	947934	CAP	1
8	---	§SPACKING (Inc w/B)	2
9	947935	PISTON	4
10	947931	PIN	4
11	---	§TORQUE PLATE ASSY	1
12	961901	BOLT	4
13	947932	CARRIER & LINING ASSY	2
14	947926	†TUBE & NUT ASSY (Use where applicable)	1
15	947928	†VALVE (Use where applicable)	1

§ Not Sold Separately
† Not Illustrated

WHEN ORDERING PARTS, ALWAYS STATE MODEL AND SERIAL NO. OF MACHINE

CLARK EQUIPMENT COMPANY



1903

BRAKE HEAD ASSY—TRACTOR & SCRAPER L. H. Rear & R. H. Front

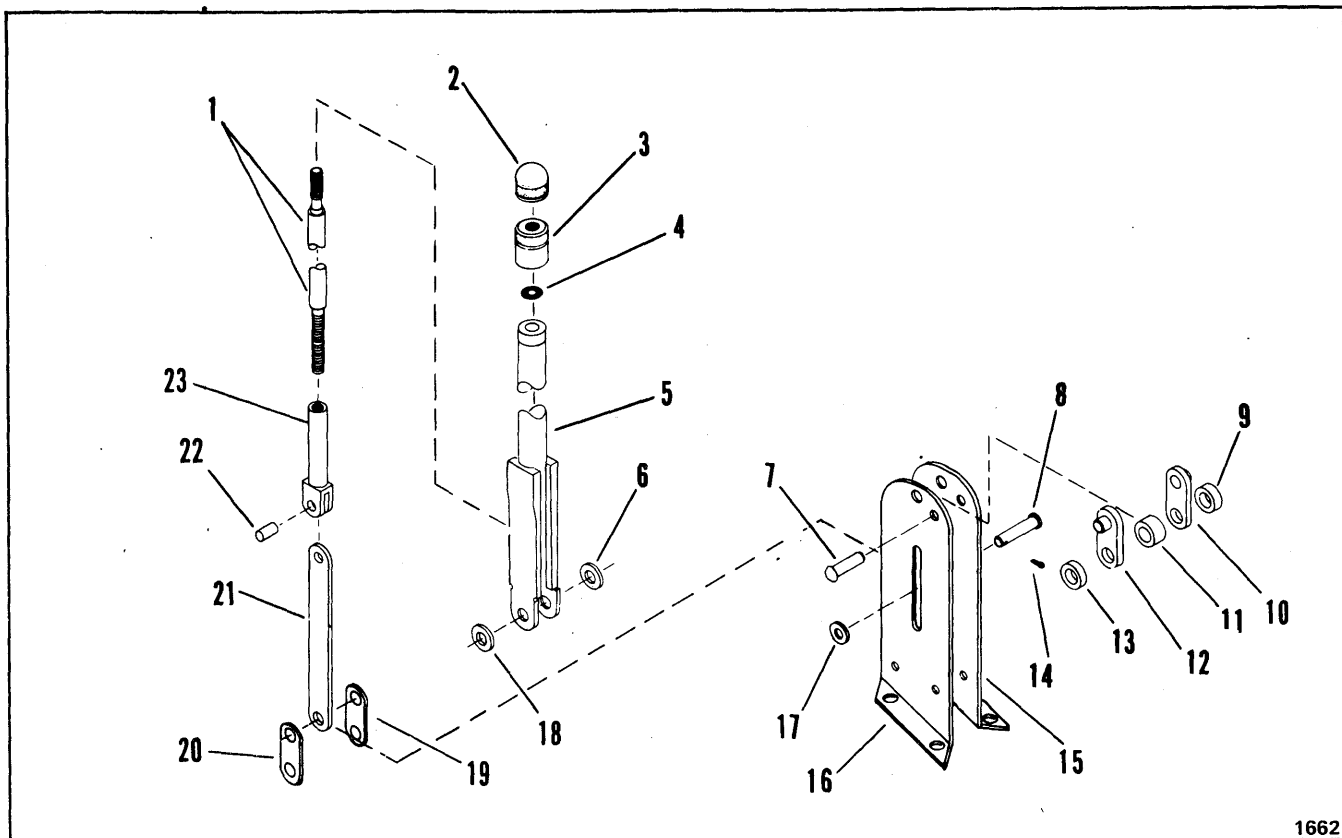
Item	Part No.	Description	Qty.
A	128853	BRAKE HEAD ASSY (Inc 1 thru 13)	2
NOTE: Two (2) Brake Head Assy's used per machine. Quantities shown are for one (1) brake head assy.			
B	840535	REPAIR KIT (Inc 3,4, & 8)	1
1	947927	VALVE	2
2	947934	CAP	1
3	-----	§BOOT (Inc w/B)	4
4	-----	§PACKING (Inc w/B)	4
5	1C-620	BOLT	8
6	25E-17	WASHER	8
7	947933	CAP	1
8	-----	§PACKING (Inc w/B)	2
9	947935	PISTON	4
10	947931	PIN	4
11	-----	§TORQUE PLATE ASSY	1
12	961901	BOLT	4
13	947932	CARRIER & LINING ASSY	2
14	947926	†TUBE & NUT ASSY (use where applicable)	1
15	947928	†VALVE (use where applicable)	1

§Not Sold Separately

†Not Illustrated

WHEN ORDERING PARTS, ALWAYS STATE MODEL AND SERIAL NO. OF MACHINE

CLARK EQUIPMENT COMPANY



1662

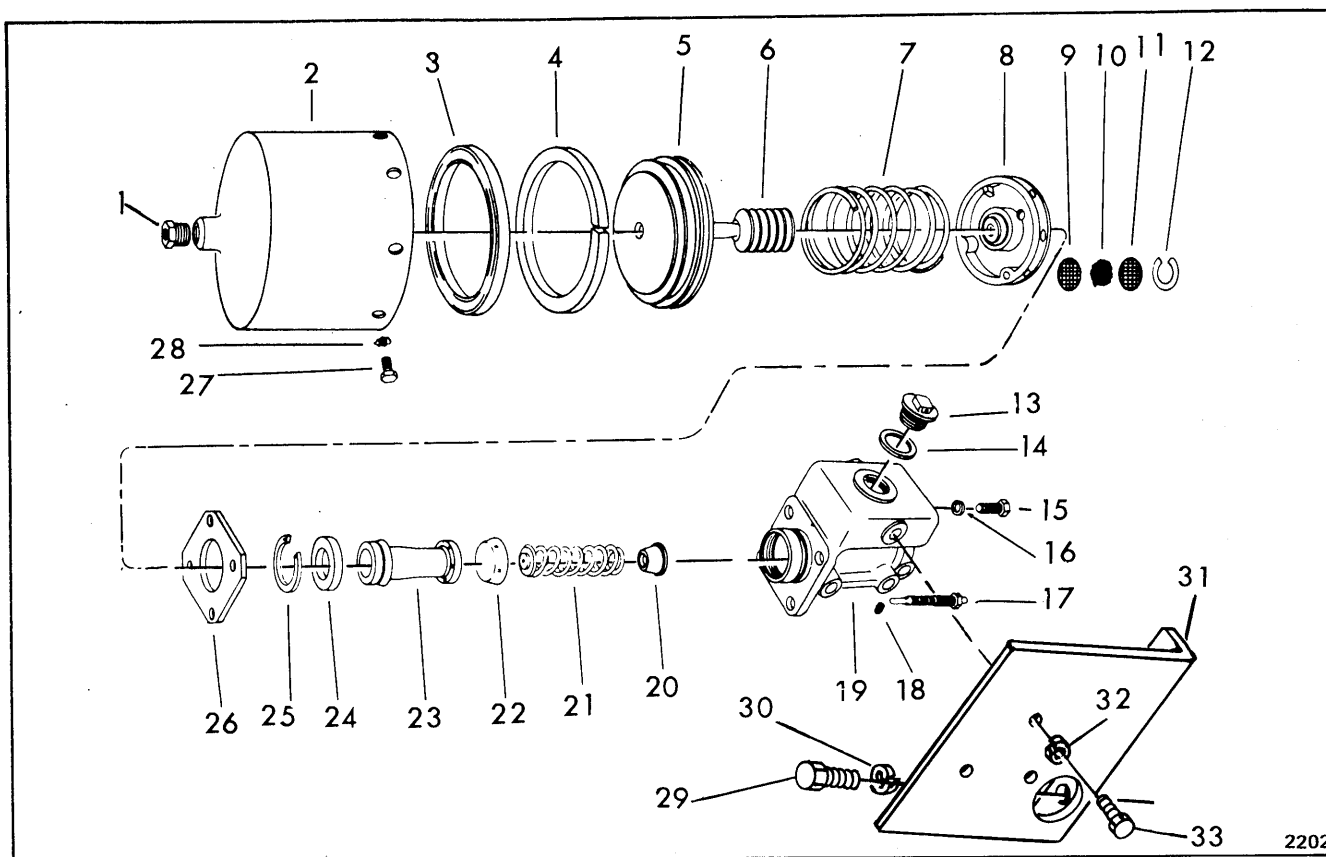
BRAKE LEVER ASSEMBLY – PARKING

Item	Part No.	Description	Qty.
A	593026	LEVER ASSY (Inc. 1 thru 23)	1
1	946940	SCREW, Adjusting	1
2	949370	CAP KIT (Inc 3)	1
3	----	§BASE, Adjusting Knob (See 2)	1
4	25K-30014	O-RING	1
5	946936	BODY, Brake Lever	1
6	25E-18	WASHER, Body to Bracket	1
7	----	§ RIVET, Pivot Bracket (See A)	1
8	862738	PIN, Adjusting Screw	1
9	862656	SPACER, Pivot Bracket	1
10	862653	BRACKET, Pivot	1
11	862655	SPACER, Pivot Bracket	1
12	862653	BRACKET, Pivot	1
13	862656	SPACER, Pivot Bracket	1
14	1F-312	COTTER, Link Pivot Pin	1
15	946938	BRACKET, Lever Mounting – R.H.	1
16	946937	BRACKET, Lever Mounting – L.H.	1
17	25E-15	WASHER, Link Pivot Pin	1
18	25E-18	WASHER	1
19	946939	LINK	1
20	946939	LINK	1
21	862652	LINK, Adjusting Screw	1
22	941238	PIN, Link to Tube	1
23	862648	TUBE, Adjusting Screw	1

§ Not Sold Separately

WHEN ORDERING PARTS, ALWAYS STATE MODEL AND SERIAL NO. OF MACHINE

CLARK EQUIPMENT COMPANY

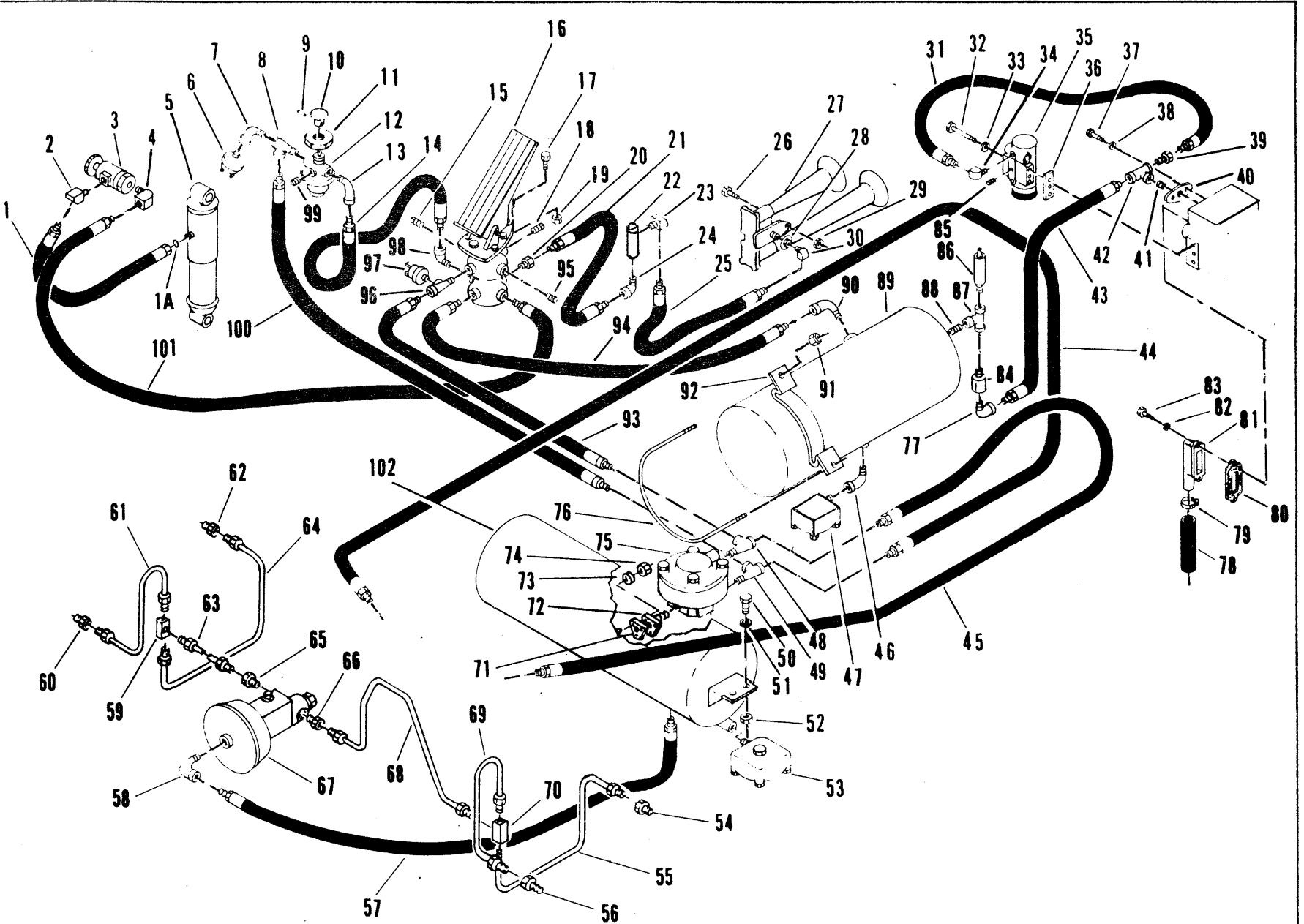


BRAKE POWER CLUSTER ASSEMBLY

Item	Part No.	Description	Qty.
A	1578774	POWER CLUSTER ASSY (Inc. 1 thru 28)	1
B	945041	REPAIR KIT (Inc. 3, 4, 6, 22, 23)	1
1	356612	BUSHING	1
2	945034	SHELL	1
3	---	§CUP (See "B")	1
4	---	§WIPER (See "B")	1
5	945035	PISTON	1
6	---	§BOOT (See "B")	1
7	945036	SPRING	1
8	945037	HEAD ASSY (Inc. 8 thru 11)	1
9	945029	SCREEN	1
10	945044	FILTER	1
11	945029	SCREEN	1
12	945043	RING, Retainer	1
13	892287	CAP	1
14	857933	GASKET	1
15	1C-624	BOLT	3
16	4E-06	LKWSHR	3
17	945038	INDICATOR	1
18	10F-02	PLUG	1
19	947740	HOUSING	1
20	945042	RETAINER	1
21	955321	SPRING	1
22	---	§CUP (See "B")	1
23	---	§PISTON ASSY (See "B")	1
24	955326	PLATE	1
25	955323	RING, Retainer	1
26	945040	PLATE	1
27	1C-510	BOLT	8
28	6E-05	LKWSHR	8
29	17C-1016	BOLT	2
30	4E-10	LKWSHR	2
31	1578618	BRACKET	1
32	4E-07	LKWSHR	3
33	18C-716	BOLT	3

§Not Sold Separately

WHEN ORDERING PARTS, ALWAYS STATE MODEL AND SERIAL NO. OF MACHINE



BRAKE, SEAT AND HORN AIR SYSTEM - TRACTOR

CLARK EQUIPMENT COMPANY

BRAKE—HORN—SEAT AIR SYSTEM — TRACTOR

Item	Part No.	Description	Qty.
1	947084	HOSE	1
1A	947166	GASKET	1
2	730618	ELBOW	1
3	-----	VALVE, Seat — See Index	1
4	31F-1	ELBOW	1
5	-----	ABSORBER, Shock — See Index	1
6	1578310	SWITCH, Low Air	1
7	25F-01	ELBOW	1
8	626582	TEE	1
9	-----	SPIN (Inc w/12)	1
10	-----	SKNOB (Inc w/12)	1
11	-----	NUT (Inc w/12)	1
12	1567200	VALVE, Emergency Brake	1
12A	-----	†*REPLACEMENT KIT (B. W. No. 281126)	1
13	26F-01	ELBOW	1
14	1564729	HOSE	1
15	13F-08	PLUG	1
16	1582672	**VALVE, Foot Brake	1
17	17C-520	BOLT	6
18	13F-08	PLUG	1
19	59D-05	NUT	6
20	19F-05	BUSHING	1
21	1567162	HOSE	1
22	1550934	VALVE, Horn	1
23	873039	ELBOW	1
24	26F-02	ELBOW	1
25	1567154	HOSE	1
26	17C-524	BOLT	1
27	593388	HORN (Inc 28)	1
28	-----	‡ADAPTER, Retainer (Inc w/27)	1
29	59D-05	NUT	1
30	873039	ELBOW	1
31	593650	HOSE	1
32	17C-548	BOLT	3
33	4E-05	LKWSHR	3
34	873039	ELBOW	1
35	540306	GOVERNOR	1
36	942646	ADAPTER	1
37	17C-516	BOLT	2
38	4E-05	LKWSHR	2
39	19F-04	REDUCER	1
40	510452	ADAPTER	1
41	5K-409	NIPPLE	1
42	20F-16	TEE	1
43	1567158	HOSE	1
44	1564726	HOSE	1
45	1564726	HOSE	1
46	26F-02	ELBOW	1
47	1574308	*VALVE, Drain (B.W. No. 281924)	1
48	17F-02	TEE	1
49	17F-02	TEE	1
50	17C-620	BOLT	4
51	25E-18	WASHER	4
52	59D-05	NUT	4
53	1574308	*VALVE, Drain (B.W. No. 281924)	1

Item	Part No.	Description	Qty.
54	711257	ADAPTER	1
55	1575039	TUBE	1
56	711257	ADAPTER	1
57	1567155	HOSE	1
58	26F-02	ELBOW	1
59	659624	TEE.....	1
60	711257	ADAPTER	1
61	1575033	TUBE	1
62	711257	ADAPTER	1
63	1575035	TUBE	1
64	1575037	TUBE	1
65	711257	ADAPTER	1
66	711257	ADAPTER	1
67	-----	POWER CLUSTER ASSY, Brake (Inc 67A, 67B) — See Index	1
67A	24K-06	†PLUG (Inc 67B)	1
67B	91F-04	†O-RING	1
68	1578619	TUBE	1
69	1575031	TUBE	1
70	659624	TEE	1
71	1551321	GASKET	1
72	1011127	ADAPTER	1
73	4E-06	LKWSHR	3
74	61D-06	NUT	3
75	1567182	*VALVE, Relay (B.W. No. 281863)	1
76	1550899	“U” BOLT	2
77	26F-03	ELBOW	1
78	1577541	HOSE (For Serial: 224A-101 thru 224A-176)	1
78A	1579527	HOSE (For Serial: 224A-177 & After)	1
79	1545186	CLAMP	2
80	875012	GASKET	1
81	540888	ADAPTER	1
82	4E-05	LKWSHR	2
83	17C-532	BOLT	2
84	425413	VALVE, Check	1
85	16F-02	PLUG	4
86	507815	VALVE, Safety	1
87	18F-03	TEE	1
88	5K-308	NIPPLE	1
89	527684	RESERVOIR	1
90	26F-02	ELBOW	1
91	59D-06	NUT	4
92	1551022	BRACKET	2
93	1567152	HOSE	1
94	1567154	HOSE	1
95	13F-08	PLUG	1
96	17F-02	TEE	1
97	1551751	SWITCH, Low Air	1
98	25F-02	ELBOW	1
99	15F-02	PLUG	1
100	1564730	HOSE	1
101	1567157	HOSE	1
102	1567189	TANK ASSY (Inc 71 thru 75, 102A)	1
102A	1566422	TANK	1

† Not Illustrated

‡ Not Sold Separately

*NOTE: Your local authorized Bendix-Westinghouse Distributor is equipped to furnish components for these parts.

**NOTE: Use Repair Kit 962369 for Brake Valve 1582672.

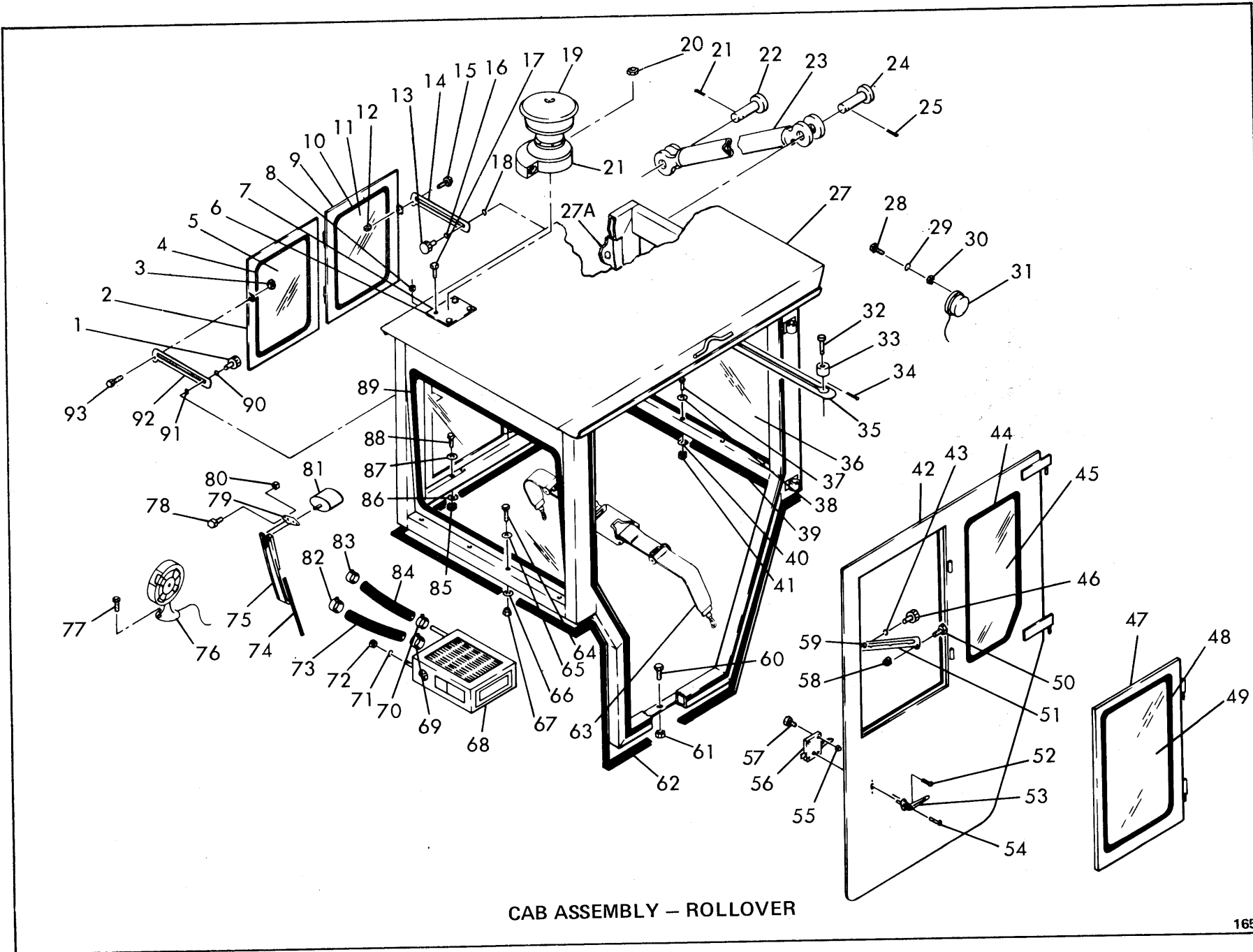
WHEN ORDERING PARTS, ALWAYS STATE MODEL AND SERIAL NO. OF MACHINE

P. M. 4038

Printed in U.S.A.

(1B24)

B11-6



CAB ASSEMBLY - ROLLOVER

CLARK EQUIPMENT COMPANY

CAB ASSEMBLY – ROLLOVER

Item	Part No.	Description	Qty.
A	1575437	ROLLOVER CAB & BELT OPTION ASSY (Inc. 1 thru 18, 22 thru 27, 32 thru 67, 74, 75, thru 81, 85, thru 93)	1
1	1573946	KNOB	1
2	1573858	WINDOW FRAME ASSY	1
3	59D-04	NUT	1
4	569694	MOULDING	7'
5	1573854	GLASS	1
6	1579959	CAULKING	1
7	1550135	PLATE, Cover	1
8	59D-04	NUT	1
9	1573856	WINDOW FRAME ASSY	1
10	569694	MOULDING	7'
11	1573854	GLASS	1
12	59D-04	NUT	1
13	1573946	KNOB	1
14	1573933	ARM, Window Adjuster	1
15	17C-412	BOLT	1
16	25E-18	WASHER	1
17	17C-412	BOLT	1
18	25E-18	WASHER	1
19	----	PRECLEANER – See Options	1
20	----	NUT – See Options	4
21	----	BLOWER ASSY—See Options	1
22	1F-740	COTTER	1
23	1564317	PIN	1
24	1574948	SUPPORT ASSY	1
25	1564317	PIN	1
26	1F-740	COTTER	1
27	1574918	ROLLOVER CAB ASSY (Inc. 1 thru 18, 27A, 32 thru 62, 64 thru 67, 85 thru 93)	1
27A	1574466	BUSHING	1
28	----	SCREW, Machine – See Options	3
29	----	WASHER	3
30	----	NUT	3
31	----	LIGHT, Dome	1
32	2F-06106	PIN, Clevis	1
33	1574262	BUSHING	2
34	1F-316	COTTER	1
35	1574263	ADJUSTER	1
36	1573869	GLASS—Front & Rear	2
37	18C-880	BOLT	4
38	25E-21	WASHER	4
39	569694	MOULDING	9'
40	25E-21	WASHER	4
41	60D-08	LOCKNUT	4
42	1574849	DOOR	1
43	25E-18	WASHER	1
44	569694	MOULDING	7'

Item	Part No.	Description	Qty.
45	1573877	GLASS	1
46	1573946	KNOB	1
47	1573856	WINDOW FRAME ASSY	1
48	569694	MOULDING	7'
49	1573854	GLASS	1
50	17C-412	BOLT	1
51	1573933	ARM, Window Adjuster	1
52	32G-1010	SCREW	2
53	1573917	HANDLE, Key	1
54	----	KEY	2
55	50D-12	NUT	4
56	1563297	LATCH AND HANDLE, Door	1
57	85G-1216	BOLT	4
58	59D-04	NUT	1
59	25E-18	WASHER	1
60	18C-1040	BOLT	5
61	60D-10	NUT	5
62	1574927	MOULDING	1
63	1573723	SEAT BELT ASSY	1
64	18C-880	BOLT	4
65	25E-21	WASHER	4
66	25E-21	WASHER	4
67	60D-08	NUT	4
68	----	HEATER – See Options	1
69	----	CLAMP – See Options	1
70	----	CLAMP – See Options	1
71	----	LKWSHR – See Options	2
72	----	NUT	2
73	----	HOSE, Heater	1
74	1572977	BLADE, Wiper	1
75	1572978	WIPER ARM ASSY	1
76	----	FAN, Defrost – See Options	1
77	----	BOLT – See Options	4
78	----	BOLT – See Options	2
79	1572979	WIPER ADAPTER KIT	1
80	----	NUT	2
81	1580689	WIPER, MOTOR & BRACKET ASSY – See Options	1
82	----	CLAMP – See Options	1
83	----	CLAMP – See Options	1
84	----	HOSE, Heater – See Options	1
85	60D-08	NUT	6
86	25E-21	WASHER	6
87	25E-21	WASHER	6
88	18C-856	BOLT	6
89	569694	MOULDING	9'
90	25E-18	WASHER	1
91	25E-18	WASHER	1
92	1573933	ADJUSTER, Window	1
93	17C-412	BOLT	1

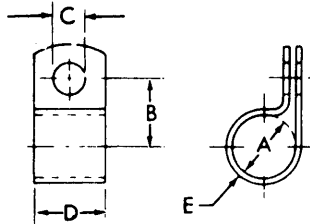
WHEN ORDERING PARTS, ALWAYS STATE MODEL AND SERIAL NO. OF MACHINE

CLARK EQUIPMENT COMPANY

CLIPS, WIRING, PIPE AND HOSE

The following types of clips are used in connection with the various wiring, fuel, air and hydraulic piping systems employed in this unit. When replacing clips identification can be made by checking type and physical dimensions listed to obtain part number.

CLOSED CLIP



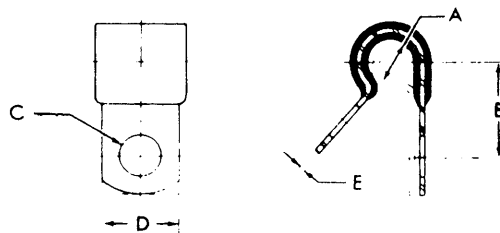
TS-5009-P

Item No.	PART NUMBER	A	B	C	D	E
1	6H-9	5/16	21/32	13/32	3/4	.032
2	6H-11	7/16	25/32	15/32	7/8	.032
3	6H-16	5/8	13/16	13/32	3/4	.048
4	6H-18	3/4	31/32	13/32	3/4	.060
5	6H-23	1 3/4	1 5/8	13/32	1	.060
6	6H-29	1/2	11/16	11/32	5/8	.048
7	6H-32	9/16	21/32	9/32	1/2	.048
8	6H-35	1 5/8	1 9/16	13/32	7/8	.060
9	6H-41	7/8	1 1/16	13/32	3/4	.060

CLIPS, WIRING, PIPE AND HOSE

The following types of clips are used in connection with the various wiring, fuel, air and hydraulic piping systems employed in this unit. When replacing clips identification can be made by checking type and physical dimensions listed to obtain part number.

INSULATED CLIP

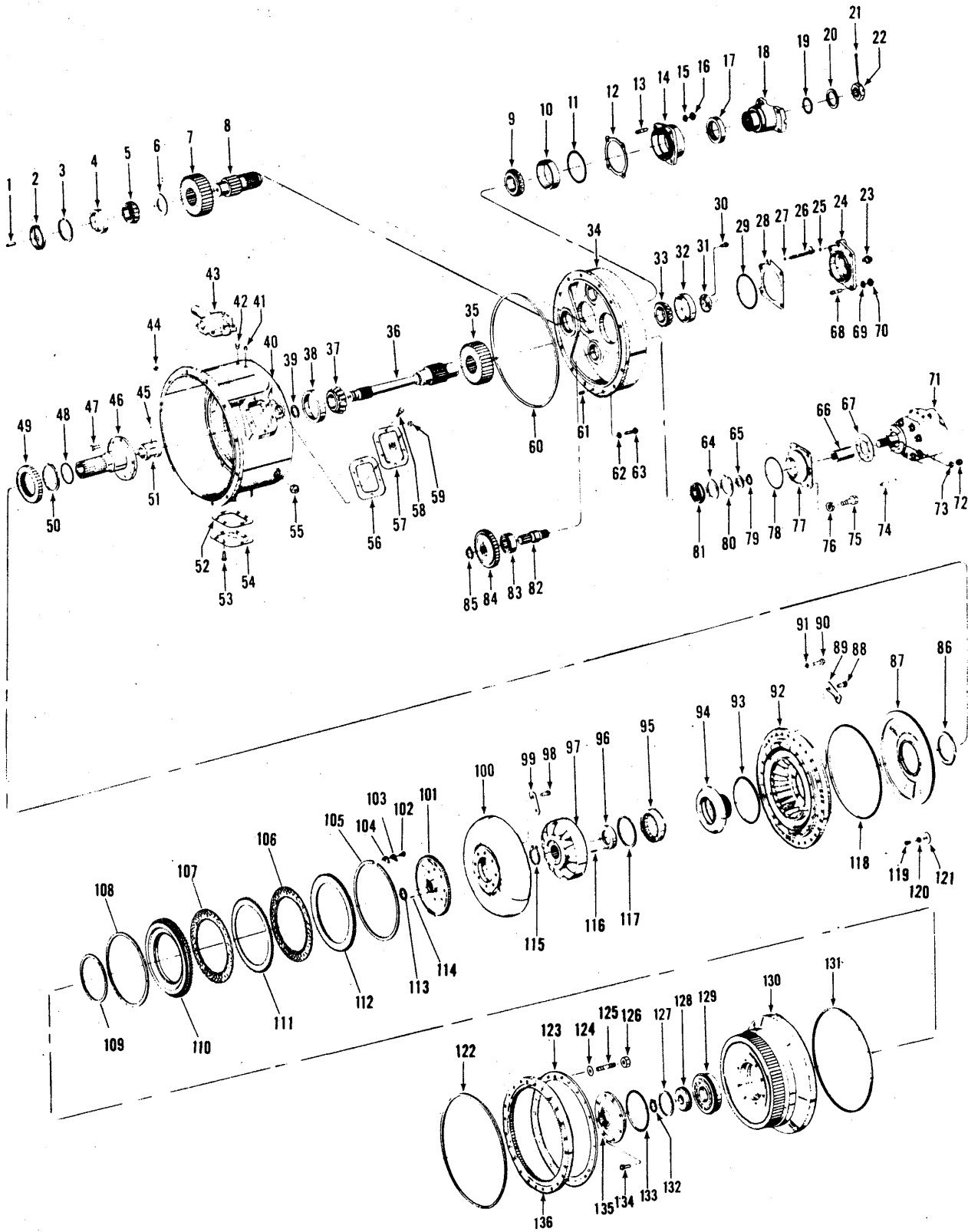


TS-5008-P

Item No.	PART NUMBER	A	B	C	D	E
1	30H-8	1/8	17/32	11/32	5/8	.025
2	30H-10	3/16	1/2	9/32	1/2	.032
3	30H-14	1/4	17/32	9/32	1/2	.032
4	30H-20	5/16	11/16	13/32	3/4	.036
5	30H-26	7/16	11/16	11/32	5/8	.048
6	30H-38	5/8	27/32	13/32	3/4	.050
7	30H-46	13/16	15/16	13/32	3/4	.048

WHEN ORDERING PARTS, ALWAYS STATE MODEL AND SERIAL NO. OF MACHINE

CLARK EQUIPMENT COMPANY



CONVERTER ASSEMBLY

For Serial: 224A-101 thru 127, 132 thru 224A-136

1671

CLARK EQUIPMENT COMPANY

CONVERTER ASSEMBLY

For Serial: 224A-101 thru 127, 132 thru 224A-136

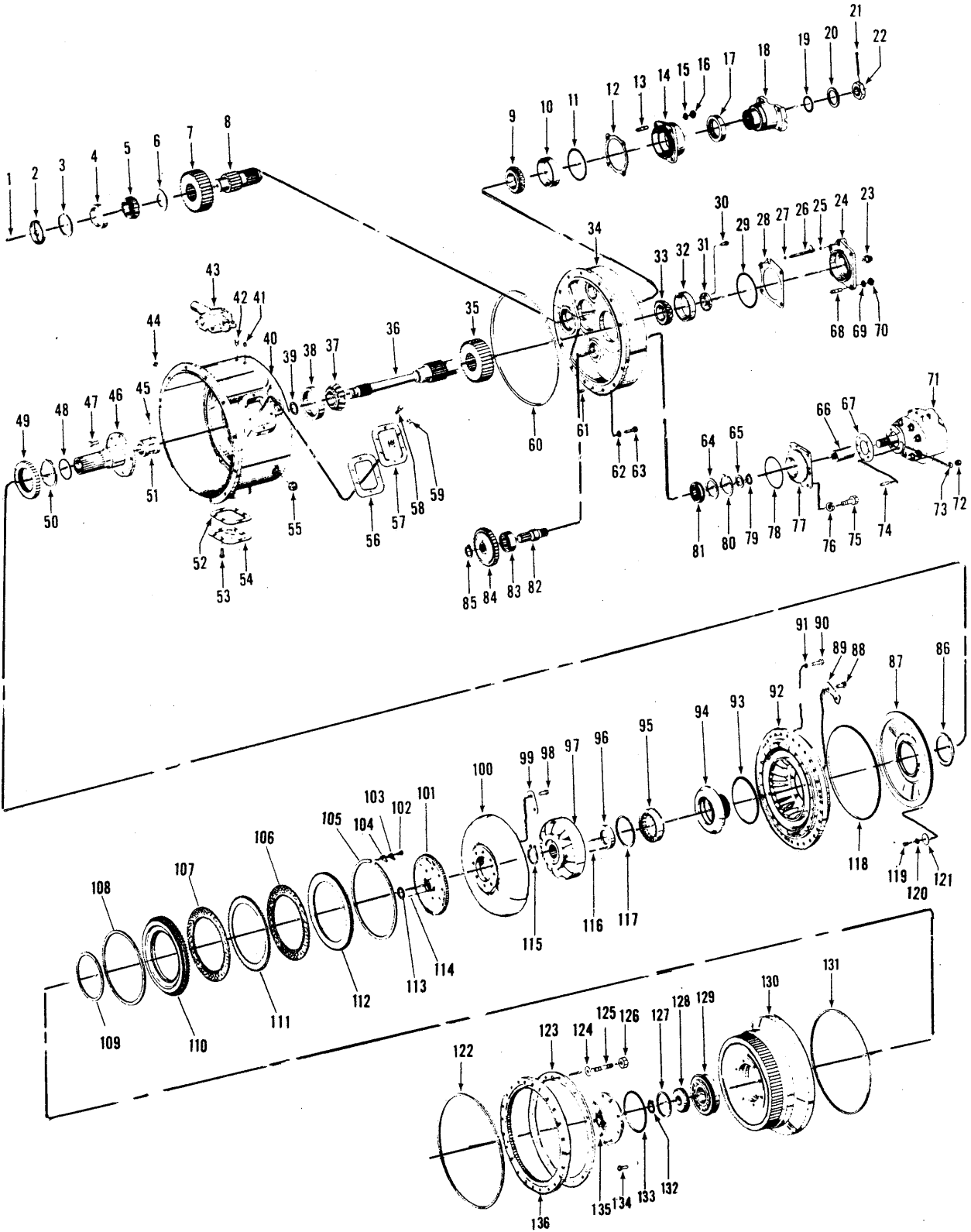
Item	Part No.	Description	Qty.	Item	Part No.	Description	Qty.
A	283716	* CONVERTER ASSY, Torque (CL-8602-18) (Inc. 1 thru 122, 127 thru 135)	1	31	218862	ADAPTER, Governor Drive	1
1	222031	TUBE, Oil	1	32	710790	CUP, Bearing	1
2	222027	BAFFLE, Oil	1	33	710791	CONE, Bearing	1
3	223900	RING, Front Bearing Retaining	1	34	227064	COVER, Rear Housing	1
4	675543	CUP, Front Bearing	1	35	218871	GEAR, Turbine Shaft (36T)	1
5	731283	CONE, Front Bearing	1	36	218731	SHAFT, Turbine	1
6	218738	SPACER, Front Bearing	1	37	226027	CONE, Bearing	1
7	218871	GEAR, Output Shaft (36T)	1	38	226026	CUP, Bearing	1
8	218733	SHAFT, Output	1	39	223570	RING, Piston	1
9	710791	CONE, Rear Bearing	1	40	231592	HOUSING, Converter	1
10	710790	CUP, Rear Bearing	1	41	40K-02	PLUG, Pipe	1
11	25K-40420	O-RING, Bearing Cap	1	42	40K-04	PLUG, Pipe	1
12	218742	‡ SHIM, Bearing Cap (.004)	—	43	-----	VALVE, Pressure Regulation — See Index	—
12A	218743	‡ SHIM, Bearing Cap (.007)	—	44	40K-04	PLUG, Pipe	1
12B	218744	‡ SHIM, Bearing Cap (.010)	—	45	10J-08	BALL, Oil Distributor Sleeve Lock	1
13	204347	STUD, Bearing Cap	4	46	218723	SUPPORT, Converter (Inc. 45, 51)	1
14	218791	CAP, Bearing (Inc. 17)	1	47	8C-820	BOLT, Sleeve to Housing	8
15	4E-08	LKWSHR, Bearing Cap Stud	4	48	209673	RING, Piston	1
16	8D-08	NUT, Bearing Cap Stud	4	49	222035	GEAR, Oil Pump Drive (37T)	1
17	225763	SEAL, Oil	1	50	224009	RING, Gear Retaining	1
18	217475	FLANGE ASSY, Output	1	51	218725	SLEEVE, Oil Distributor	1
19	25K-60204	O-RING, Flange	1	52	-----	OMIT	—
20	222181	WASHER, Flange	1	53	208261	BOLT & LKWSHR, Inspection Cover to Housing	6
21	1F-632	COTTER, Flange Nut	1	54	201398	COVER, Housing Inspection	3
22	201262	NUT, Flange	1	55	13F-20	PLUG, Drain	4
23	202459	NUT, Governor Drive Adapter	1	56	-----	OMIT	—
24	218734	CAP, Bearing	1	57	201398	COVER, Housing Inspection	1
24A	226056	† SEAL, Bearing Cap Oil	1	58	208261	BOLT & LKWSHR, Inspection Cover to Housing	2
25	25K-30012	O-RING, Lube Tube	1	59	-----	OMIT	—
26	218737	TUBE, Lube	1	60	218779	O-RING, Cover to Housing	1
27	25K-30012	O-RING, Lube Tube	1	61	214295	PIN, Cover to Housing Locating Dowel	1
28	218739	‡ SHIM, Bearing Cap (.004)	—	62	4E-07	LKWSHR, Cover to Housing	12
28A	218740	‡ SHIM, Bearing Cap (.007)	—	63	1C-722	BOLT, Cover to Housing	12
28B	218741	‡ SHIM, Bearing Cap (.010)	—	64	222038	WASHER, Rear Bearing — Outer ...	3
29	25K-40424	O-RING, Bearing Cap	1				
30	4C-612	BOLT, Governor Adapter to Shaft	3				

† Not Illustrated
‡ As Required

*NOTE: For complete replacement, use 284183. See page C11-1 and C13-1 for components of 284183.

WHEN ORDERING PARTS, ALWAYS STATE MODEL AND SERIAL NO. OF MACHINE

CLARK EQUIPMENT COMPANY



CONVERTER ASSEMBLY

For Serial: 224A-101 thru 127, 132 thru 224A-136

1671

CLARK EQUIPMENT COMPANY

CONVERTER ASSEMBLY (Continued)

For Serial: 224A-101 thru 127, 132 thru 224A-136

Item	Part No.	Description	Qty.
65	100838	WASHER, Rear Bearing—Inner	3
66	221992	SLEEVE, Charging Pump	1
67	551906	GASKET, Charging Pump	1
68	204347	STUD, Bearing Cap	4
69	4E-08	LKWSHR, Bearing Cap Stud	4
70	8D-08	NUT, Bearing Cap Stud	4
71	450246	*PUMP, Converter Charging	1
72	8D-06	NUT, Charging Pump Mounting	3
73	4E-06	LKWSHR, Charging Pump Mounting	3
74	203253	STUD, Charging Pump Mounting	3
75	1C-820	BOLT, Pump Adapter	4
76	4E-08	LKWSHR, Pump Adapter	4
77	227034	ADAPTER, Pump	1
78	25K-40416	O-RING, Adapter	1
79	224039	RING, Inner Washer Retaining	3
80	223961	RING, Bearing Washer Retaining	3
81	226025	BEARING, Pump Shaft Rear	3
82	216095	SHAFT, Pump Drive	3
83	225385	BEARING, Pump Shaft — Front	3
84	222035	GEAR, Pump Driven (37T)	3
85	224009	RING, Driven Gear Retaining	3
86	235593	SEAL	1
87	218721	BAFFLE, Oil	1
88	222221	BOLT	8
89	222019	LOCKPLATE	4
90	1C-724	BOLT	32
91	4E-07	LKWSHR	32
92	222017	IMPELLER	1
93	60K-40700	O-RING	1
94	222018	HUB, Impeller	1
95	225778	BEARING, Impeller Hub	1
96	218782	SPACER, Reaction Member	1
97	218781	MEMBER, Reaction	1
98	222223	BOLT	8
99	222008	LOCKPLATE	4
100	222002	TURBINE	1
101	218719	HUB, Turbine	1
102	1C-510	BOLT, Lockplate	1

Item	Part No.	Description	Qty.
103	218750	LOCKPLATE	1
104	218749	LOCKPLATE, Retaining Ring	1
105	218722	RING, Backing Plate Retaining	1
106	218715	DISC, Lock-Up—Inner	1
107	218715	DISC, Lock-Up—Inner	1
108	232166	RING, Piston — Outer	1
109	216615	RING, Piston — Inner	1
110	218713	PISTON, Lock-Up	1
110A	232167	†O-RING	1
111	218714	DISC, Lock-Up — Outer	1
112	218716	PLATE, Lock-Up Backing	1
113	223866	SNAP RING	1
114	221478	PIN, Dowel	1
115	711161	RING, Retaining	1
116	302602	PIN, Roll	1
117	223988	RING, Retaining	1
118	218777	O-RING	1
119	1C-612	BOLT	3
120	5E-06	LKWSHR	3
121	616786	WASHER	3
122	219234	O-RING	1
123	230594	RING, Ring Gear Mounting	1
124	228987	WASHER, Belleville (Cupped)	96
125	235050	STUD	24
126	229769	NUT	24
127	211323	RING, Piston	1
128	218855	RETAINER, Bearing	1
129	225781	BEARING, Front	1
130	218712	COVER, Impeller	1
131	218776	O-RING	1
132	663834	RING, Retaining	1
133	60K-40608	O-RING	1
134	8C-716	BOLT	8
135	218717	CAP, Impeller Cover	1
136	226595	GEAR, Flywheel Ring	1
137	17C-724	†BOLT	10
138	4E-07	†LKWSHR	10

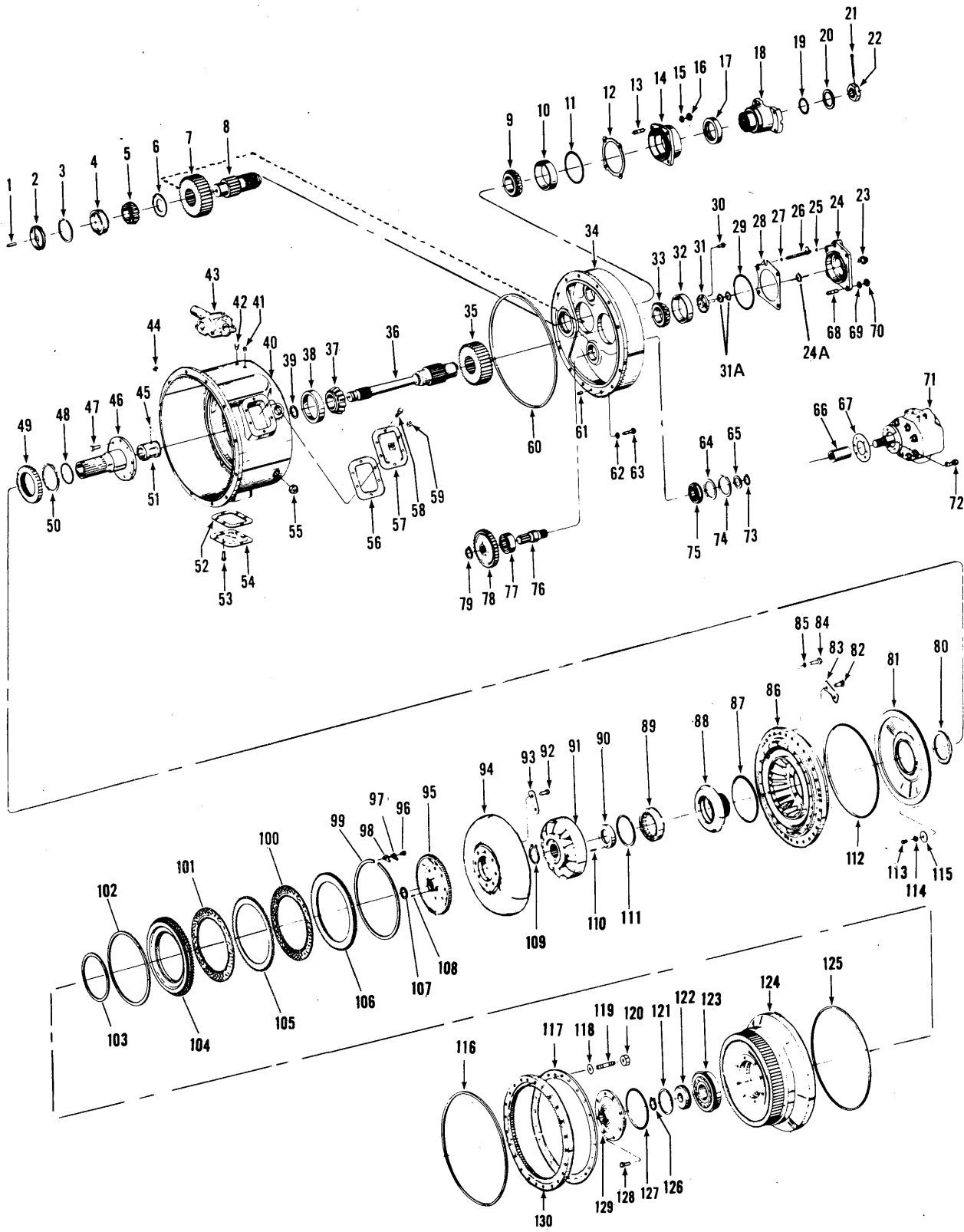
NOTE: For converter temperature switch, see
Electrical System — Tractor.

*NOTE: When Converter Charging Pump replacement is required, operation of converter and transmission is dependent on an efficient charging pump. Damage possible by use of a field rebuilt pump can result in repair cost exceeding cost of a new pump alone.

† Not Illustrated

only a new factory built and tested pump should be used. Proper charging pump. Damage possible by use of a field rebuilt pump

WHEN ORDERING PARTS, ALWAYS STATE MODEL AND SERIAL NO. OF MACHINE



CONVERTER ASSEMBLY

For Serial: 224A-128, 129, 130, 137 & After

1871

CLARK EQUIPMENT COMPANY

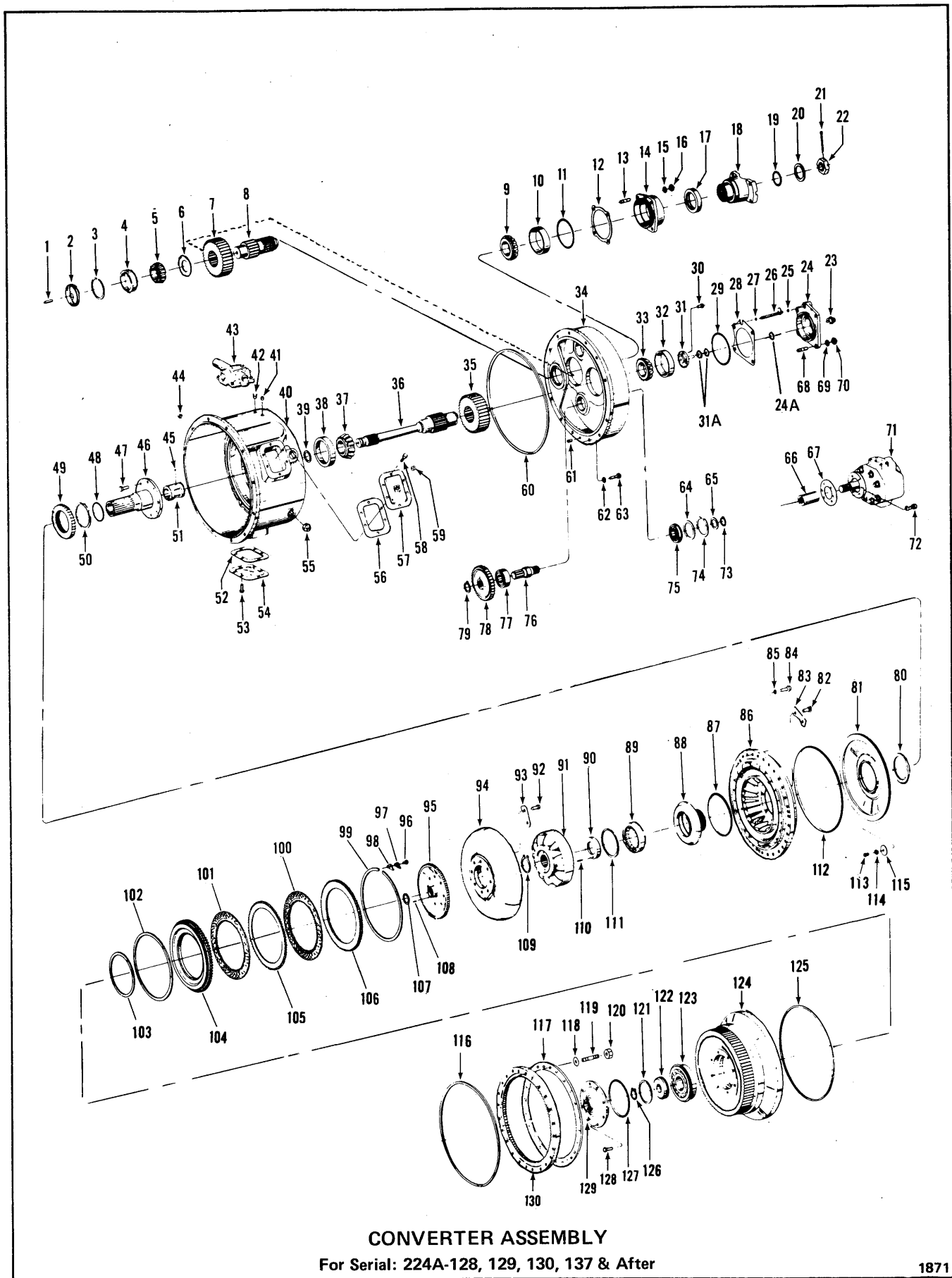
CONVERTER ASSEMBLY

For Serial: 224A-128, 129, 130, 137 & After

Item	Part No.	Description	Qty.	Item	Part No.	Description	Qty.
A	284183	CONVERTER ASSY, Torque (CL-8502-6) (Inc 1 thru 116, 121 thru 129)	1	31	218861	ADAPTER, Governor Drive	1
1	222031	TUBE, Oil	1	31A	209791	RING, Piston	2
2	222027	BAFFLE, Oil	1	32	710790	CUP, Bearing	1
3	223900	RING, Front Bearing Retaining	1	33	710791	CONE, Bearing	1
4	675543	CUP, Front Bearing	1	34	227064	COVER, Rear Housing	1
5	731283	CONE, Front Bearing	1	35	218729	GEAR, Turbine Shaft (34T)	1
6	218738	SPACER, Front Bearing	1	36	218731	SHAFT, Turbine	1
7	218728	GEAR, Output Shaft (38T)	1	37	226027	CONE, Bearing	1
8	218733	SHAFT, Output	1	38	226026	CUP, Bearing	1
9	710791	CONE, Rear Bearing	1	39	223570	RING, Piston	1
10	710790	CUP, Rear Bearing	1	40	231592	HOUSING, Converter	1
11	25K-40420	O-RING, Bearing Cap	1	41	40K-02	PLUG, Pipe	1
12	218742	‡SHIM, Bearing Cap (.004)	—	42	40K-04	PLUG, Pipe	1
12A	218743	‡SHIM, Bearing Cap (.007)	—	43	— — — —	VALVE, Pressure Regulation — See Index	—
12B	218744	‡SHIM, Bearing Cap (.010)	—	44	40K-04	PLUG, Pipe	1
13	204347	STUD, Bearing Cap	4	45	10J-08	BALL, Oil Distributor Sleeve Lock	1
14	218791	CAP, Bearing (Inc 17)	1	46	218723	SUPPORT, Converter (Inc 45, 51)	1
15	4E-08	LKWSHR, Bearing Cap Stud	4	47	8C-820	BOLT, Sleeve to Housing	8
16	8D-08	NUT, Bearing Cap Stud	4	48	209673	RING, Piston	1
17	225763	SEAL, Oil	1	49	222035	GEAR, Oil Pump Drive (37T)	1
18	217475	FLANGE ASSY, Output	1	50	224009	RING, Gear Retaining	1
19	25K-60204	O-RING, Flange	1	51	218725	SLEEVE, Oil Distributor	1
20	222181	WASHER, Flange	1	52	— — — —	OMIT	—
21	1F-632	COTTER, Flange Nut	1	53	208261	BOLT & LKWSHR, Inspection Cover to Housing	6
22	201262	NUT, Flange	1	54	201398	COVER, Housing Inspection	3
23	202459	NUT, Governor Drive Adapter	1	55	13F-20	PLUG, Drain	4
24	218734	CAP, Bearing	1	56	— — — —	OMIT	—
24A	226056	SEAL, Bearing Cap Oil	1	57	201398	COVER, Housing Inspection	1
25	25K-30012	O-RING, Lube Tube	1	58	208261	BOLT & LKWSHR, Inspection Cover to Housing	2
26	218737	TUBE, Lube	1	59	— — — —	OMIT	—
27	25K-30012	O-RING, Lube Tube	1	60	218779	O-RING, Cover to Housing	1
28	218739	‡SHIM, Bearing Cap (.004)	—	61	214295	PIN, Cover to Housing Locating Dowel	1
28A	218740	‡SHIM, Bearing Cap (.007)	—	62	4E-07	LKWSHR, Cover to Housing	12
28B	218741	‡SHIM, Bearing Cap (.010)	—	63	1C-722	BOLT, Cover to Housing	12
29	25K-40424	O-RING, Bearing Cap	1	64	222038	WASHER, Rear Bearing — Outer ...	3
30	4C-612	BOLT, Governor Adapter to Shaft	3				

‡ As Required

WHEN ORDERING PARTS, ALWAYS STATE MODEL AND SERIAL NO. OF MACHINE



CONVERTER ASSEMBLY

For Serial: 224A-128, 129, 130, 137 & After

1871

CLARK EQUIPMENT COMPANY

CONVERTER ASSEMBLY (Continued)

For Serial: 224A-128, 129, 130, 137 & After

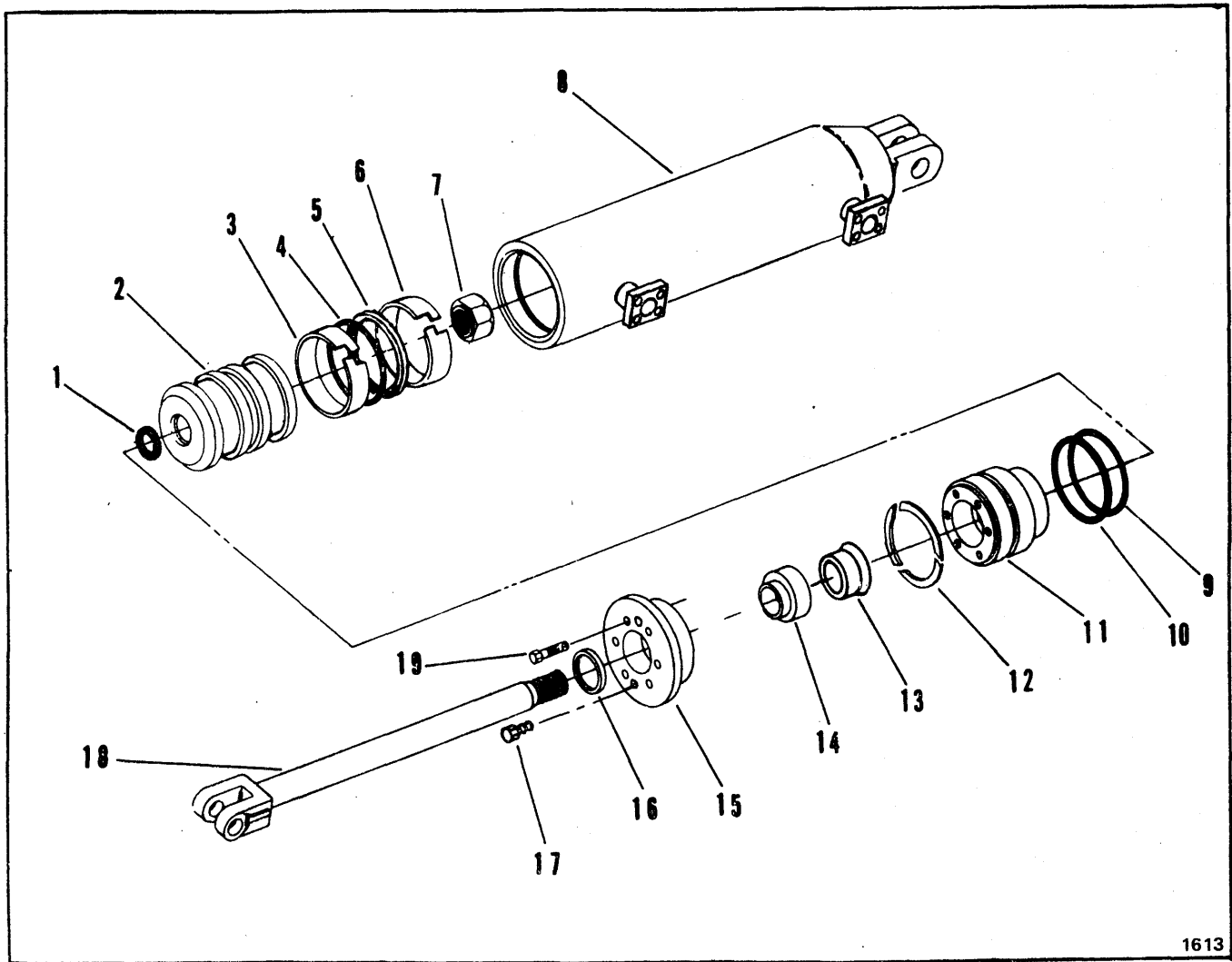
Item	Part No.	Description	Qty.	Item	Part No.	Description	Qty.
65	100838	WASHER, Rear Bearing – Inner	3	100	218715	DISC, Lock-Up – Inner	1
66	221992	SLEEVE, Charging Pump	1	101	218715	DISC, Lock-Up – Inner	1
67	551906	GASKET, Charging Pump	1	102	232166	RING, Piston – Outer	1
68	204347	STUD, Bearing Cap	4	103	216615	RING, Piston – Inner	1
69	4E-08	LKWSHR, Bearing Cap Stud	4	104	218713	PISTON, Lock-Up	1
70	8D-08	NUT, Bearing Cap Stud	4	105	218714	DISC, Lock-Up – Outer	1
71	450246	*PUMP, Converter Charging	1	106	218716	PLATE, Lock-Up Backing	1
72	233128	BOLT & LKWSHR	3	107	223866	SNAP RING	1
73	224039	RING, Inner Washer Retaining	3	108	221478	PIN, Dowel	1
74	223961	RING, Bearing Washer Retaining	3	109	711161	RING, Retaining	1
75	226025	BEARING, Pump Shaft Rear	3	110	302602	PIN, Roll	1
76	216095	SHAFT, Pump Drive	3	111	223983	RING, Retaining	1
77	225385	BEARING, Pump Shaft – Front	3	112	218777	O-RING	1
78	222037	GEAR, Pump Driven (35T)	3	113	1C-612	BOLT.....	3
79	224036	RING, Driven Gear Retaining	3	114	5E-06	LKWSHR	3
80	235593	SEAL.....	1	115	616786	WASHER	3
81	218721	BAFFLE, Oil	1	116	232167	O-RING	1
82	222221	BOLT	8	117	230594	RING, Ring Gear Mounting	1
83	222019	LOCKPLATE	4	118	228987	WASHER, Belleville (Cupped)	96
84	1C-622	BOLT	32	119	235050	STUD	24
85	4E-06	LKWSHR	32	120	60D-06	NUT	24
86	222265	IMPELLER.....	1	121	211323	RING, Piston	1
87	60K-40700	O-RING	1	122	218855	RETAINER, Bearing	1
88	222266	HUB, Impeller	1	123	225781	BEARING, Front	1
89	225778	BEARING, Impeller Hub	1	124	218757	COVER, Impeller	1
90	218782	SPACER, Reaction Member	1	125	218778	O-RING	1
91	218859	MEMBER, Reaction	1	126	663834	RING, Retaining	1
92	222223	BOLT	8	127	60K-40608	O-RING	1
93	222008	LOCKPLATE	4	128	8C-716	BOLT	8
94	122263	TURBINE	1	129	218717	CAP, Impeller Cover	1
95	218719	HUB, Turbine	1	130	226595	GEAR, Flywheel Ring	1
96	1C-510	BOLT, Lockplate	1	131	17C-724	†BOLT	10
97	218750	LOCKPLATE	1	132	4E-07	†LKWSHR	10
98	218749	LOCKPLATE, Retaining Ring	1	NOTE: For converter temperature switch, see			
99	218722	RING, Backing Plate Retaining	1	Electrical System – Tractor.			

*NOTE: When Converter Charging Pump replacement is required, only a new factory built and tested pump should be used. Proper operation of converter and transmission is dependent on an efficient charging pump. Damage possible by use of a field rebuilt pump can result in repair cost exceeding cost of a new pump alone.

†Not Illustrated

WHEN ORDERING PARTS, ALWAYS STATE MODEL AND SERIAL NO. OF MACHINE

CLARK EQUIPMENT COMPANY



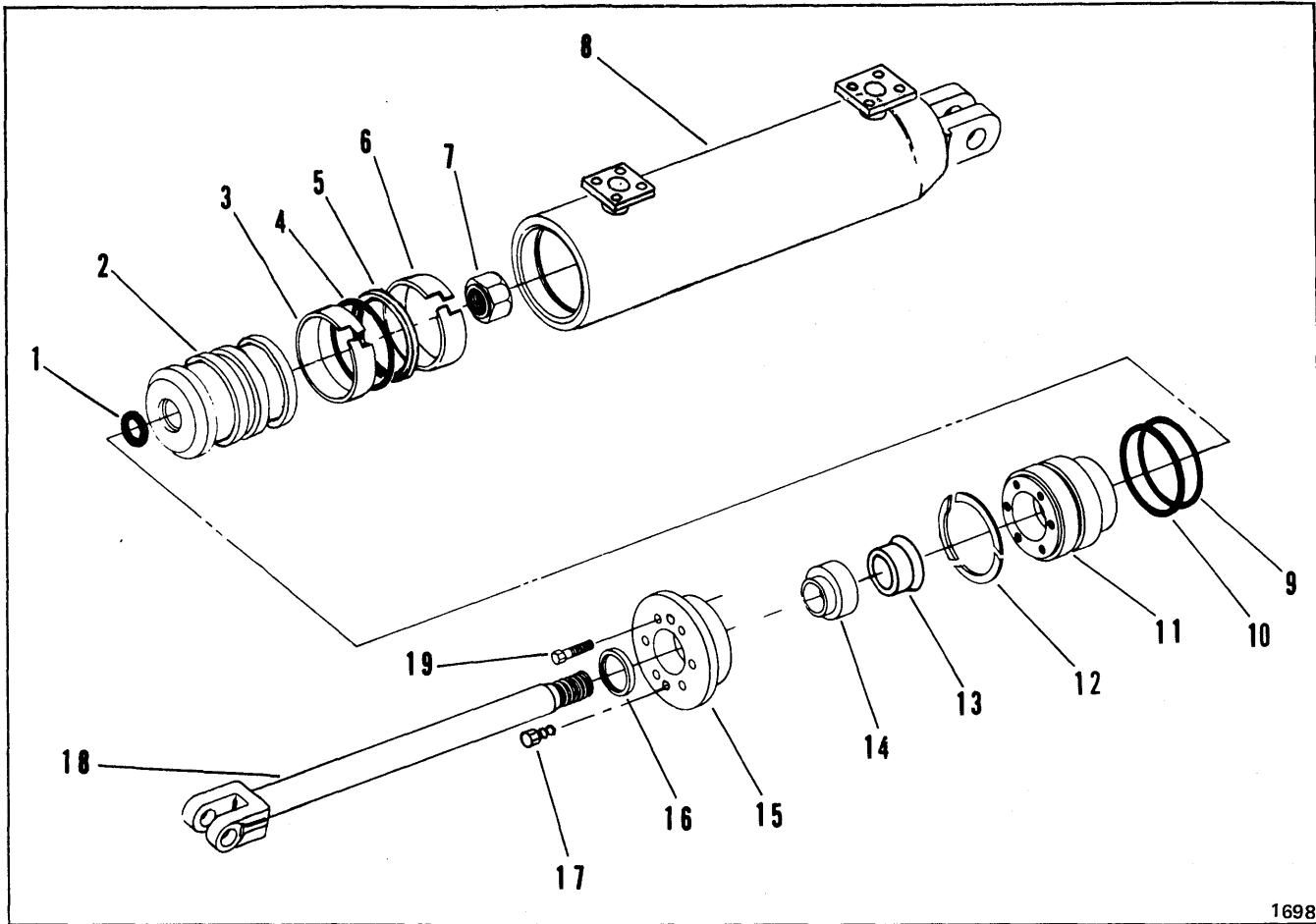
CYLINDER ASSEMBLY – 5" ENDGATE AND ROLLING FLOOR

Item	Part No.	Description	Qty.
A	1574819	CYLINDER ASSY (Inc. 1 thru 19)	2
B	1575780	REPAIR KIT (Inc. 1, 3, 4, 5, 6, 9, 10, 12, 13, 14 & 16)	—
NOTE: Two (2) Cylinder Assy's required per machine – Quantities listed below are for one (1) Cylinder Assembly only.			
1	25K-40108	O-RING	1
2	1574699	PISTON	1
3	1536234	RING, Wear	1
4	1503465	RING, Inner	1
5	1536235	RING, Outer	1
6	1536234	RING, Wear	1

Item	Part No.	Description	Qty.
7	1576230	LOCKNUT	1
8	1574706	BARREL, Cylinder	1
9	25K-40424	O-RING	1
10	73K-248	RING	1
11	1574698	HEAD	1
12	1574700	RETAINER	3
13	1569547	MONOSEAL	1
14	1574697	BUSHING	1
15	1574701	GLAND	1
16	1574802	WIPER	1
17	17C-812	BOLT	2
18	1574738	ROD, Cylinder	1
19	21C-824	BOLT	6

WHEN ORDERING PARTS, ALWAYS STATE MODEL AND SERIAL NO. OF MACHINE

CLARK EQUIPMENT COMPANY



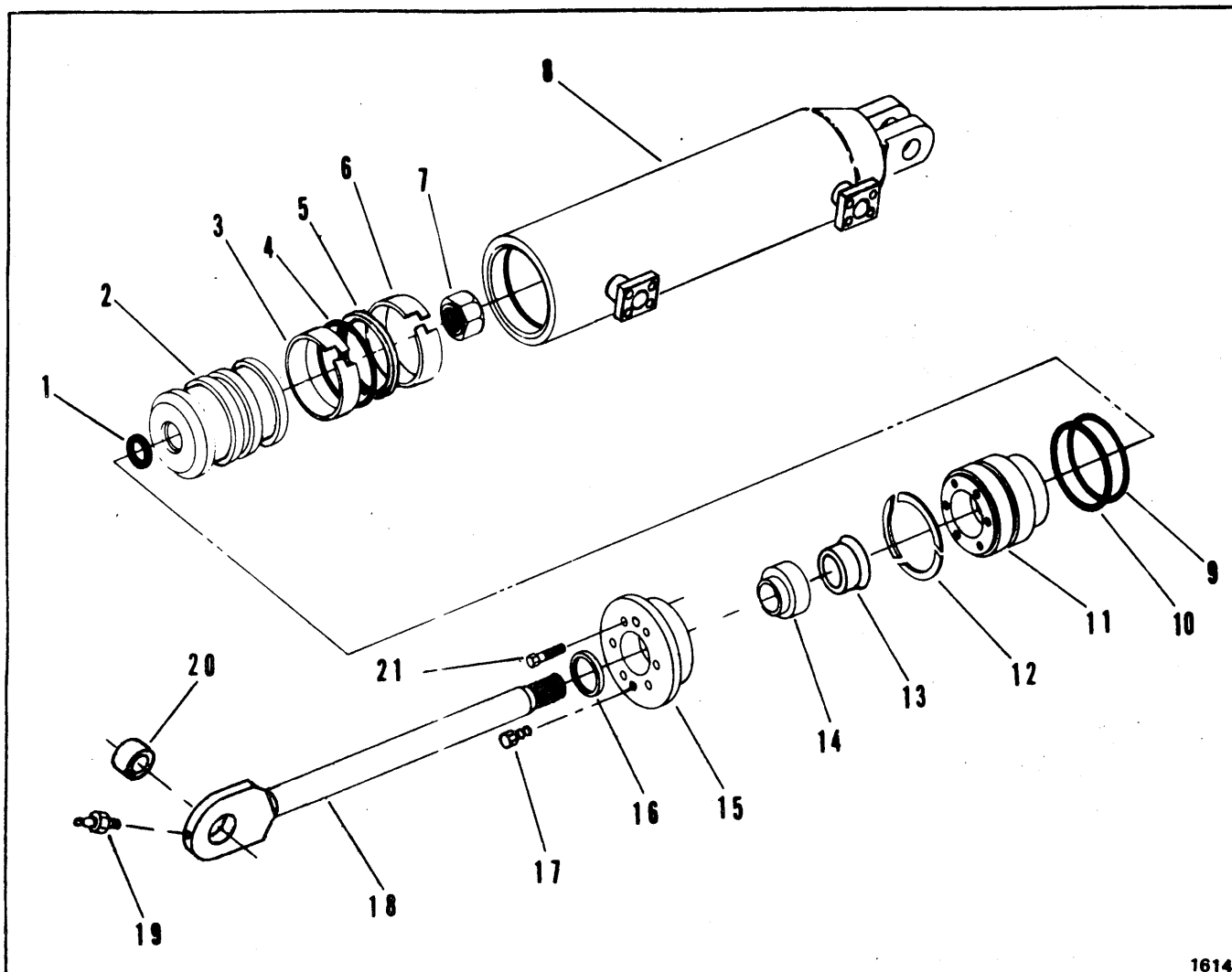
1698

CYLINDER ASSEMBLY – 5" LIFT

Item	Part No.	Description	Qty.
A	1574736	*HYDRAULIC CYLINDER ASSY – 5" (Inc 1 thru 19)	2
B	1575780	REPAIR KIT (Inc 1, 3, 4, 5, 6, 9, 10, 12, 13, 14 & 16)	—
NOTE: Two (2) Cylinder Assemblies required per machine – Quantities listed below are for one (1) Cylinder Assembly.			
1	25K-40108	"O" RING	1
2	1574699	PISTON	1
3	1536234	RING, Wear	1
4	1503465	RING, Inner	1
5	1536235	RING, Outer	1
6	1536234	RING, Wear	1
7	1576230	LOCKNUT	1
8	1574737	BARREL, Cylinder	1
9	25K-40424	"O" RING	1
10	73K-248	RING	1
11	1574698	HEAD	1
12	1574700	RETAINER	3
13	1569547	MONOSEAL	1
14	1574697	BUSHING	1
15	1574701	GLAND	1
16	1574802	WIPER	1
17	17C-812	BOLT	2
18	1574738	ROD, Cylinder	1
19	21C-824	BOLT	6

WHEN ORDERING PARTS, ALWAYS STATE MODEL AND SERIAL NO. OF MACHINE

CLARK EQUIPMENT COMPANY

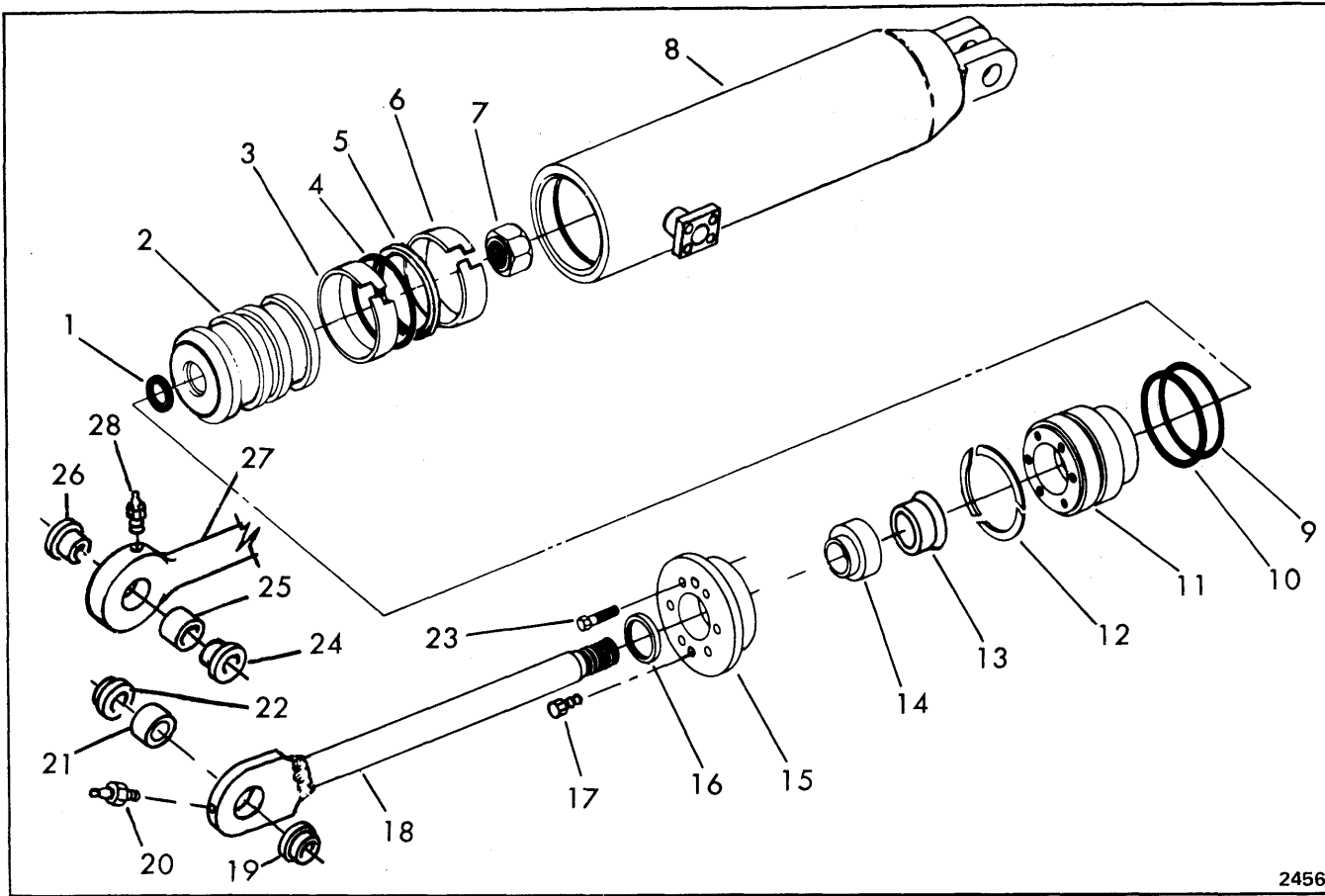


CYLINDER ASSEMBLY – 5" STEERING

Item	Part No.	Description	Qty.	Item	Part No.	Description	Qty.
A	1582308	CYLINDER ASSY (Inc. 1 thru 21)	2	8	1574706	BARREL, Cylinder	1
B	1575780	REPAIR KIT (Inc. 1, 3, 4, 5, 6, 9, 10, 12, 13, 14 & 16)	—	9	25K-40424	O-RING	1
<p>NOTE: Two (2) Cylinder Assy's required per machine — Quantities listed below are for one (1) Cylinder Assembly only.</p>				10	73K-248	RING	1
1	25K-40108	O-RING	1	11	1574698	HEAD	1
2	1574699	PISTON, Cylinder	1	12	1574700	RETAINER	3
3	1536234	RING, Wear	1	13	1569547	MONOSEAL	1
4	1503465	RING, Inner	1	14	1574697	BUSHING	1
5	1536235	RING, Outer	1	15	1574701	GLAND	1
6	1536234	RING, Wear	1	16	1574802	WIPER	1
7	1576230	LOCKNUT	1	17	17C-812	BOLT	2
				18	1582305	ROD, Cylinder (Inc. 20)	1
				19	10H-25	FITTING, Grease	1
				20	1564670	BUSHING	1
				21	21C-824	BOLT	6

WHEN ORDERING PARTS, ALWAYS STATE MODEL AND SERIAL NO. OF MACHINE

CLARK EQUIPMENT COMPANY



2456

CYLINDER ASSEMBLY – R. H. – 4" SUSPENSION

Item	Part No.	Description	Qty.
A	1585125	*CYLINDER ASSY (Inc 1 thru 17, 23, 25, 27 & 28)	1
B	1577635	REPAIR KIT (Inc 1, 4, 5, 6, 9, 10, 12, 13, 14 & 16)	—
1	25K-40104	O-RING	1
2	1575027	PISTON	1
3	1503012	RING, Wear	1
4	1503018	RING, Outer	1
5	1503463	RING, Inner	1
6	1503012	RING, Wear	1
7	1576229	NUT	1
8	1575514	BARREL, Cylinder	1
9	25K-40324	O-RING	1
10	743816	RING, Back-Up	1
11	1575021	HEAD	1
12	1575024	RETAINER, Segment	3

Item	Part No.	Description	Qty.
13	1569520	MONOSEAL	1
14	1575023	BUSHING	1
15	1575025	FLANGE	1
16	1564612	WIPER, Rod	1
17	21C-512	BOLT	2
18	— — —	ROD ASSY	1
19	1573953	**BUSHING	1
20	10H-25	FITTING, Grease	1
21	1564670	**BEARING	1
22	— — —	**BUSHING (See 19)	1
23	21C-520	BOLT	6
24	1585124	***BUSHING	1
25	1574466	***BEARING	1
26	— — —	***BUSHING (See 24)	1
27	1585128	****ROD ASSY (Inc 25 & 28)	1
28	10H-25	FITTING, Grease	1

*NOTE: Items 24 & 25 must be used when 1585125 Assy is ordered.

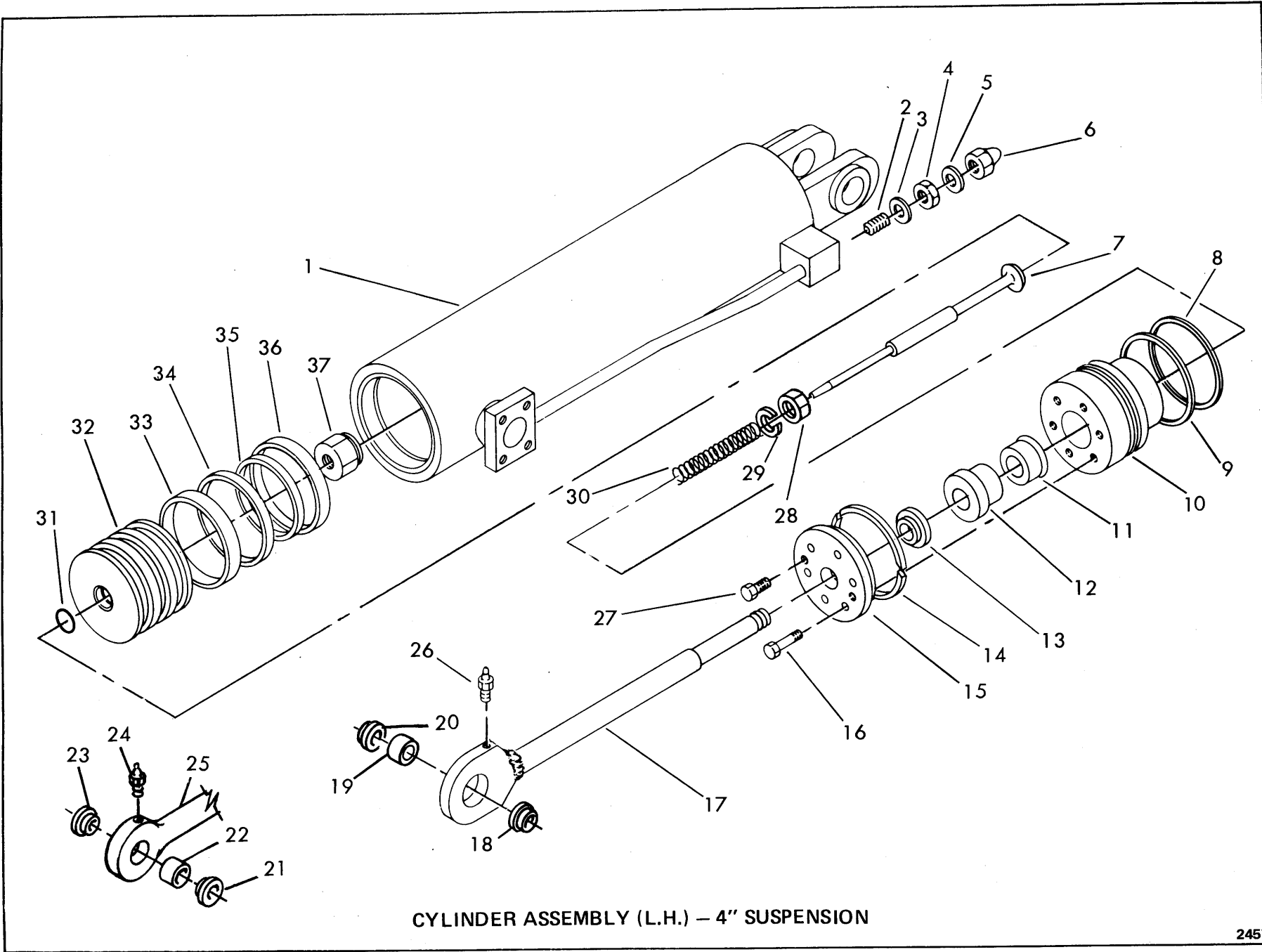
** NOTE: Items 19 & 21 must be used with Welded Rod.

*** NOTE: Items 24, 25 & 26 must be used with Forged Rod.

**** NOTE: Items 24 & 26 must be used when 1585128 Rod Assy is ordered.

See Service Gram 730A.

WHEN ORDERING PARTS, ALWAYS STATE MODEL AND SERIAL NO. OF MACHINE



CYLINDER ASSEMBLY (L.H.) - 4" SUSPENSION

CLARK EQUIPMENT COMPANY

CYLINDER ASSEMBLY – L.H. – 4" SUSPENSION

Item	Part No.	Description	Qty.
A	1585126	*CYLINDER ASSY (Inc 1 thru 16, 22, 24, 25, 27 thru 37)	1
B	1577635	REPAIR KIT (Inc 8, 9, 11, 12, 13, 14, 31, 33, 34, 35 & 36)	—
1	1576930	BARREL ASSY	1
2	1576688	SCREW, Set	1
3	954323	WASHER	1
4	8D-08	NUT	1
5	954323	WASHER	1
6	49D-08	NUT, Acorn	1
7	1572915	PLUNGER	1
8	25K-40324	O-RING	1
9	743816	RING, Back-Up	1
10	1575021	CAP, Cylinder	1
11	1569520	MONOSEAL	1
12	1575023	BUSHING	1
13	1564612	WIPER, Rod	1
14	1575024	RETAINER, Segment	3
15	1575025	FLANGE	1
16	17C-520	BOLT	6
17	— — —	ROD ASSY (Inc 26)	1
18	1573953	**BUSHING	1
19	1564670	**BEARING	1
20	— — —	**BUSHING (See 18)	1
21	1585124	***BUSHING	1
22	1574466	***BEARING	1
23	— — —	***BUSHING (See 21)	1
24	10H-25	FITTING, Grease	1
25	1585127	****ROD ASSY (Inc 22 & 24)	1
26	10H-25	FITTING, Grease	1
27	21C-512	BOLT, Puller	2
28	1578686	CAP	1
29	1525908	WASHER	1
30	1577936	SPRING	1
31	25K-40104	O-RING	1
32	1575027	PISTON	1
33	1503012	RING, Wear	1
34	1503018	RING, Outer	1
35	1503463	RING, Inner	1
36	1503012	RING, Wear	1
37	66D-18	NUT	1

*NOTE: Items 21 & 22 must be used when 1585126 Assembly is ordered.

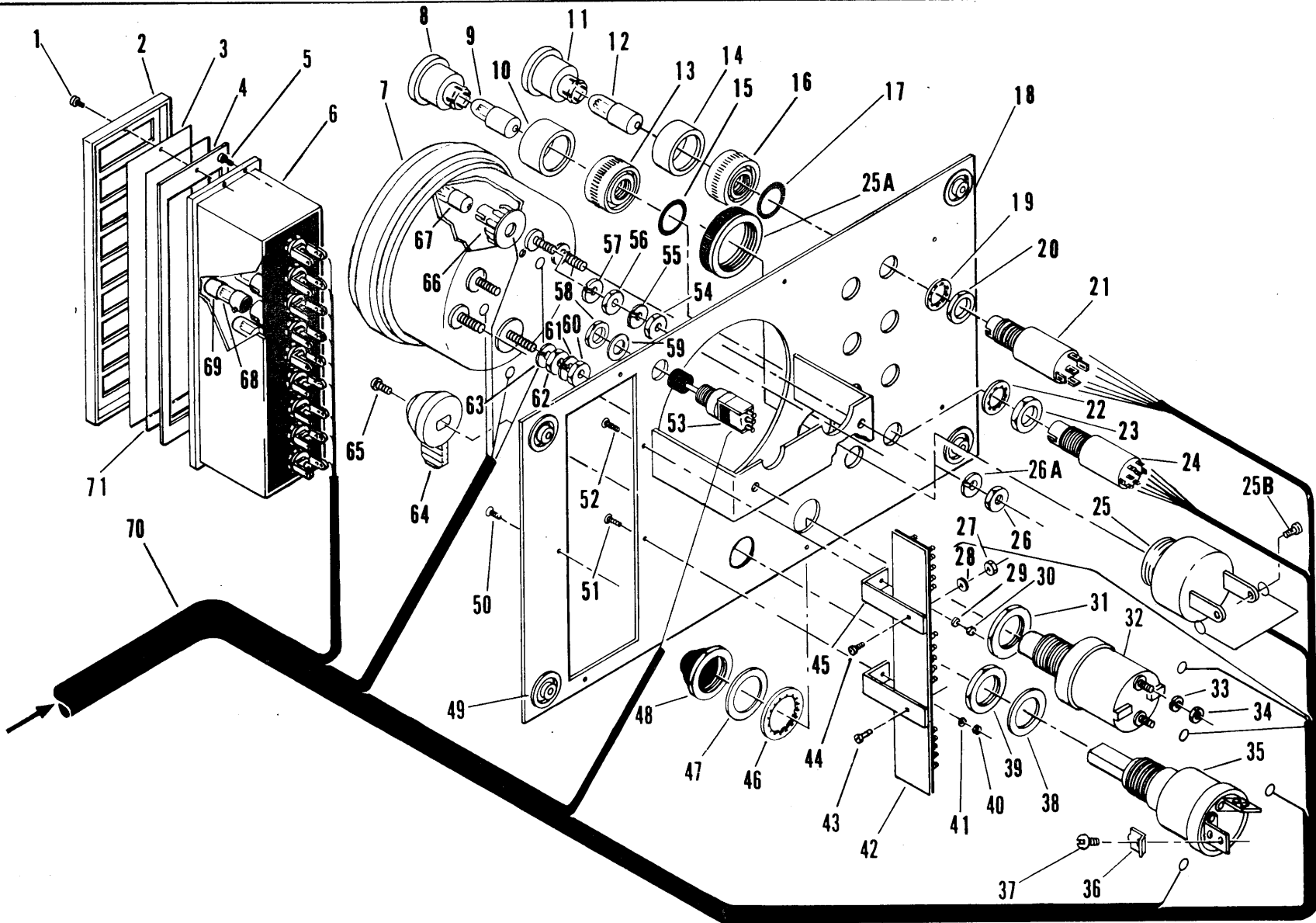
**NOTE: Items 18 & 19 must be used with Welded Rod.

***NOTE: Items 21 & 22 must be used with Forged Rod.

****NOTE: Items 21 & 22 must be used when 1585127 Rod Assembly is ordered.

See Service Gram 730A

WHEN ORDERING PARTS, ALWAYS STATE MODEL AND SERIAL NO. OF MACHINE



ELECTRICAL SWITCHES AND INSTRUMENT PANEL (FRONT)

1608B

E2-1

(1D9)

PM 4038
Printed in U.S.A.

CLARK EQUIPMENT COMPANY

ELECTRICAL SWITCHES AND INSTRUMENT PANEL – FRONT

For Serial: 224A-101 thru 206

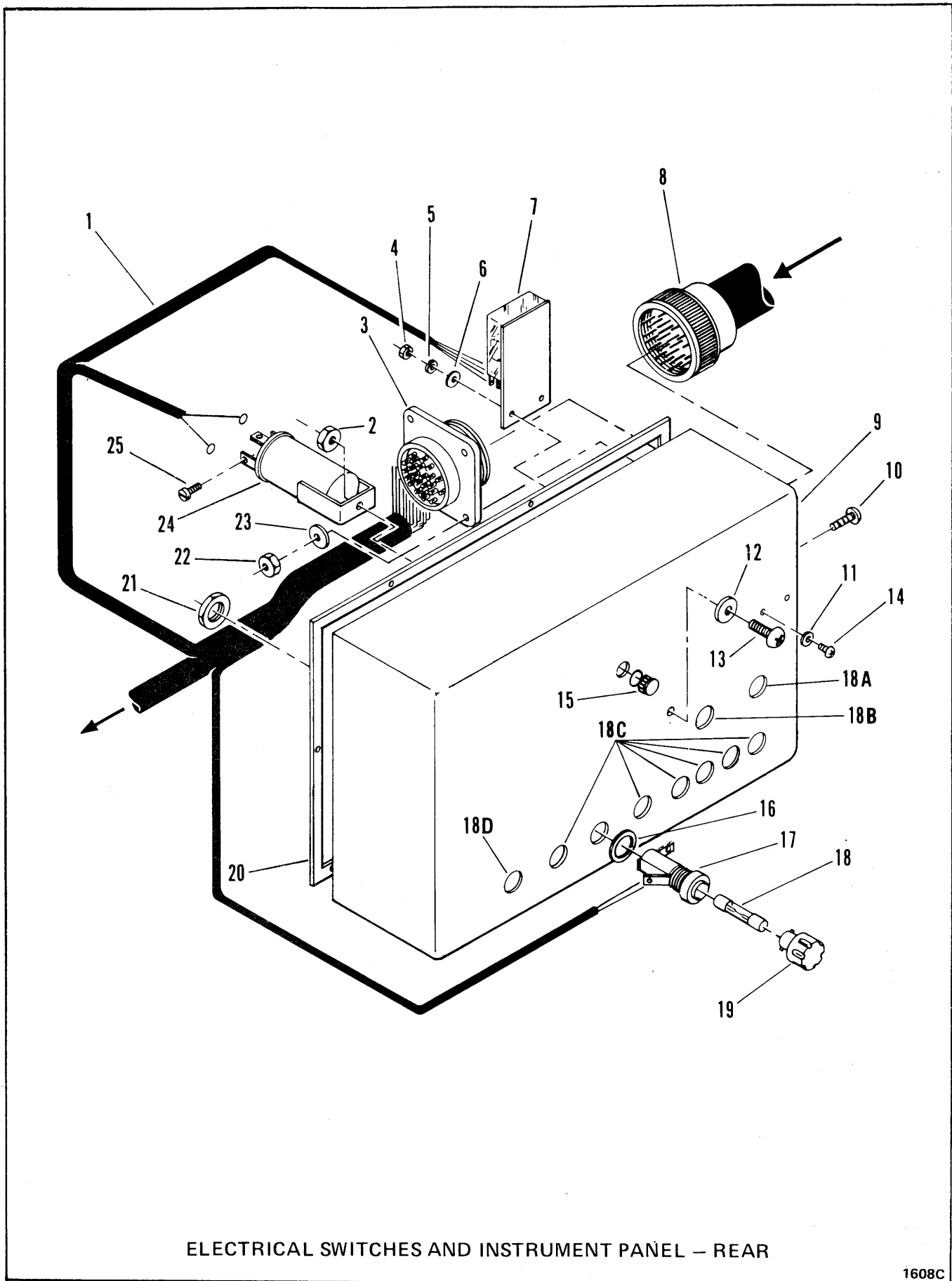
Item	Part No.	Description	Qty.	Item	Part No.	Description	Qty.
A	1574450	*INSTRUMENT PANEL (Inc. Front & Rear)	1	32	600259	SWITCH	1
1	85G-405	BOLT	2	33	-----	§LKWSHR	2
2	1564618	COVER	1	34	-----	§NUT (Inc. w/32)	2
3	1564619	LENS	1	35	1576774	SWITCH, Ignition (Inc. 36, 37 38, 39, 64, 65).....	1
4	1564621	SEAL	1	36	-----	§LKWSHR (Inc. w/35)	1
5	87G-408	BOLT	2	37	-----	§BOLT (Inc. w/35)	1
6	1576819	BOX, Lamp	1	38	-----	§WASHER (Inc. w/35)	1
7	1574862	TACHOMETER	1	39	-----	§NUT (Inc. w/35)	1
8	1564623	CAP, Left	1	40	50D-06	NUT	1
8A	1564624	†CAP, Right	1	41	763143	WASHER	1
9	1718767	BULB	2	42	1564680	BOARD, Terminal	1
10	1564625	COVER, Rubber	2	43	-----	§BOLT (Inc. w/42)	1
11	1564622	CAP	6	44	-----	§BOLT (Inc. w/42)	1
12	1718767	BULB	6	45	-----	§STRAP (Inc. w/42)	2
13	-----	§CAP (Inc. w/24)	2	46	-----	§LKWSHR (Inc. w/32)	1
14	1564625	COVER, Rubber	6	47	-----	§FLATWASHER (Inc. w/32)	1
15	-----	§O-RING (Inc. w/24)	2	48	-----	§COVER (Inc. w/32)	1
16	-----	§CAP (Inc. w/21)	6	49	1564616	MOUNT, Shock	4
17	-----	§O-RING (Inc. w/21)	6	50	1G-406	BOLT	6
18	1564679	PANEL	1	51	87G-405	BOLT	1
19	-----	§LKWSHR (Inc. w/21)	6	52	87G-405	BOLT	1
20	-----	§NUT (Inc. w/21)	6	53	1564617	SWITCH, Test (Inc. 58, 59)	1
21	1564682	SWITCH (Inc. 11, 12, 14, 16, 17, 19, 20)	6	54	-----	§NUT (Inc. w/7)	1
21A	1582251	†BODY, Switch.....	6	55	-----	§LKWSHR (Inc. w/7).....	1
22	-----	§LKWSHR (Inc. w/24)	2	56	-----	§NUT (Inc. w/7)	1
23	-----	§NUT (Inc. w/24)	2	57	-----	§LKWSHR (Inc. w/7).....	1
24	1564683	SWITCH, L.H. (Inc. 8, 9, 10, 13, 15, 22, 23).....	1	58	-----	§NUT (Inc. w/53)	1
24A	1564777	BODY, Switch.....	1	59	-----	§FLATWASHER (Inc. w/53)	1
24B	1564684	†SWITCH, R.H. (Inc. 8, 9, 10, 13, 15, 22, 23)	1	60	-----	§NUT (Inc. w/7)	1
24C	1564777	†BODY, Switch.....	1	61	-----	§LKWSHR (Inc. w/7).....	1
25	1782699	WARNING DEVICE	1	62	-----	§NUT (Inc. w/7)	1
25A	-----	§NUT (Inc. w/25)	1	63	-----	§NUT (Inc. w/7)	1
25B	-----	§BOLT (Inc. w/25)	2	64	-----	§LEVER (Inc. w/35)	1
26	-----	§NUT (Inc. w/7)	1	65	-----	§BOLT (Inc. w/35)	1
27	-----	§NUT	2	66	-----	§TACHOMETER LIGHT ASSY (Inc. w/7)	1
28	-----	§FLATWASHER	2	67	-----	§BULB (Inc. w/7)	1
29	763143	FLATWASHER	1	68	1564615	BULB	9
30	50D-06	NUT	1	69	-----	OMIT	-
31	-----	§NUT (Inc. w/32)	1	70	-----	§WIRE, Bundle (Inc. w/Panel)	1
				71	1564620	LEGEND, Film	1

*NOTE: For complete replacement use 1579722 Instrument Panel Assy and 1579931 Wiring Harness. See page E7-1 for components of 1579722.

†Not Illustrated

§Not Sold Separately

WHEN ORDERING PARTS, ALWAYS STATE MODEL AND SERIAL NO. OF MACHINE



ELECTRICAL SWITCHES AND INSTRUMENT PANEL - REAR

1608C

CLARK EQUIPMENT COMPANY

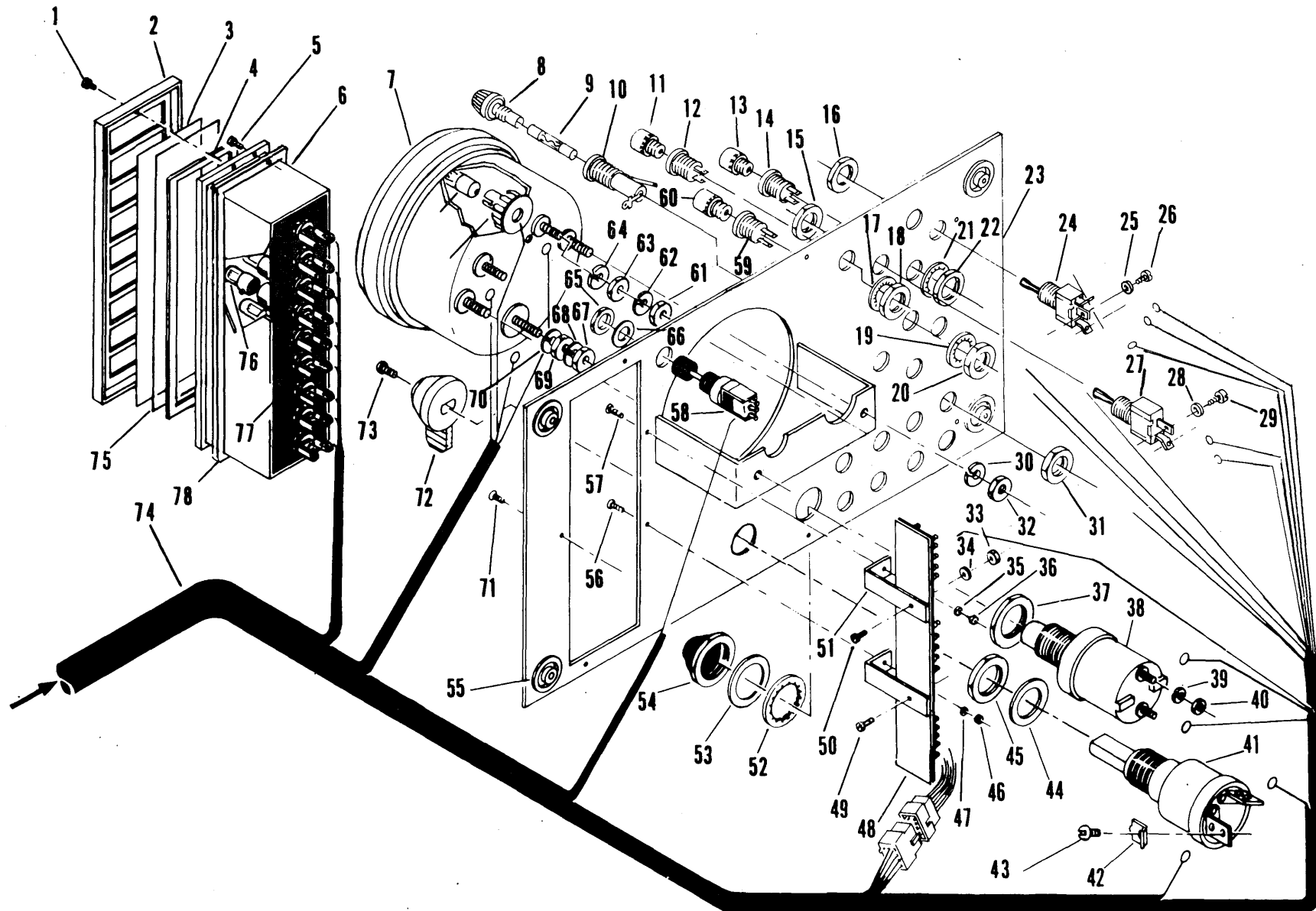
ELECTRICAL SWITCHES AND INSTRUMENT PANEL – REAR

For Serial: 224A-101 thru 206

Item	Part No.	Description	Qty.
1	----	§ WIRE BUNDLE (Inc. w/Panel)	1
2	50D-04	NUT	1
3	1564668	CONNECTOR	1
4	50D-02	NUT	2
5	----	§ LKWSHR	2
6	25E-02	FLATWASHER	2
7	1564776	RELAY	1
8	1574826	WIRE HARNESS	1
9	1564678	BOX, Panel Back	1
10	87G-608	BOLT	4
11	25E-02	FLATWASHER	2
12	791855	WASHER	1
13	87G-405	BOLT	1
14	87G-206	BOLT	2
15	1577738	PLUG	1
16	----	WASHER (Inc. w/17)	10
17	1577568	HOLDER, Fuse (Inc. 16, 19, 21)	10
18	1319451	FUSE	1
18A	1319451	FUSE	1
18B	1319452	FUSE	1
18C	601390	FUSE	6
18D	1319451	FUSE	1
19	----	§ CAP (Inc. w/17)	10
20	----	§ SEAL (Inc. w/9)	1
21	----	§ NUT (Inc. w/17)	10
22	50D-06	NUT	4
23	712093	FLATWASHER	4
24	1539031	FLASHER (Inc. 25)	1
25	----	§ SCREW (Inc. w/24)	3

§ Not Sold Separately

WHEN ORDERING PARTS, ALWAYS STATE MODEL AND SERIAL NO. OF MACHINE



ELECTRICAL SWITCHES AND INSTRUMENT PANEL (FRONT)

CLARK EQUIPMENT COMPANY

ELECTRICAL SWITCHES AND INSTRUMENT PANEL – FRONT

For Serial: 224A-207 thru 224A-235, 224A-237 thru 246

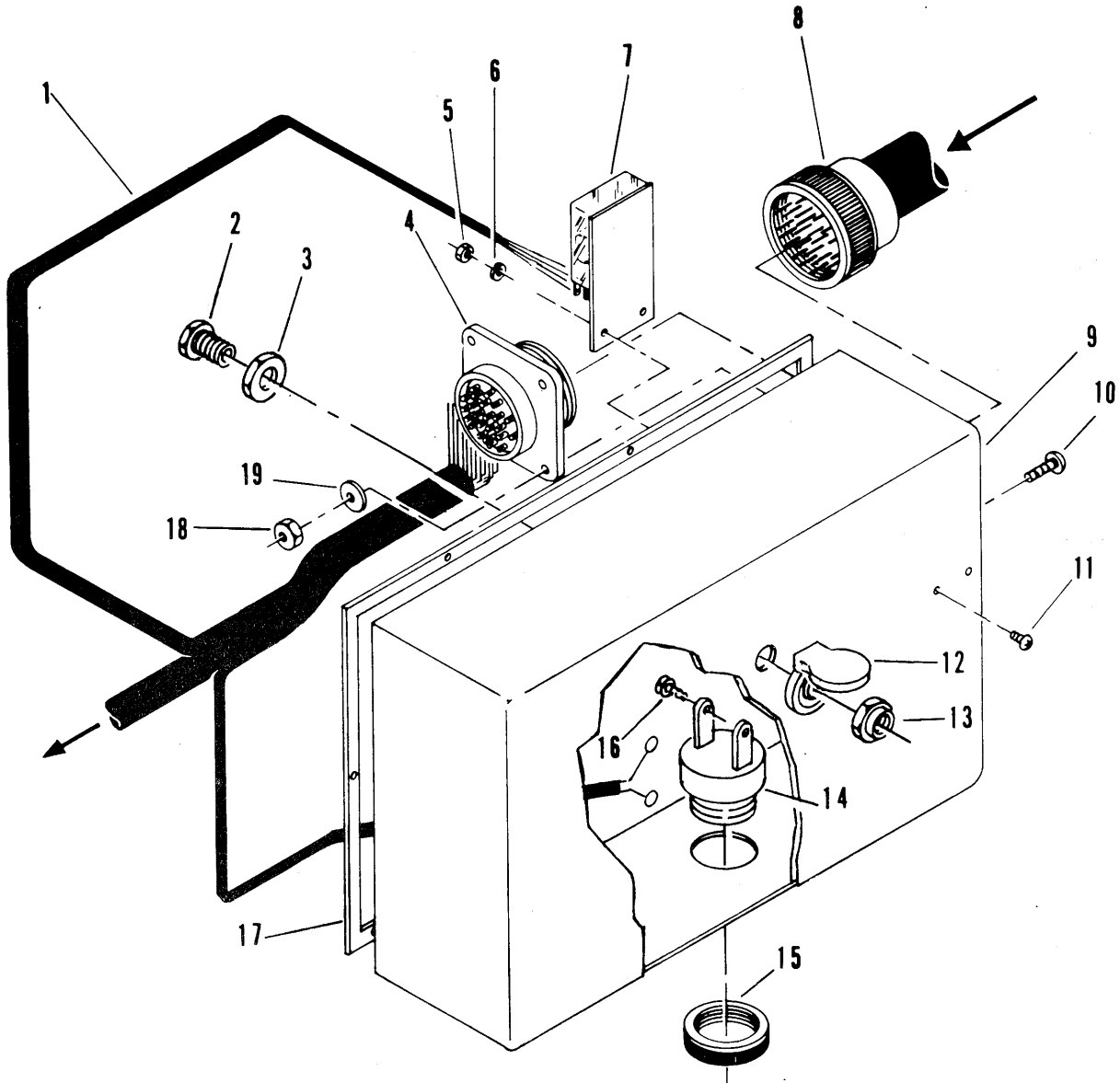
Item	Part No.	Description	Qty.	Item	Part No.	Description	Qty.
A	1579722	INSTRUMENT PANEL ASSY (Inc. Front & Rear)	1	38	600259	SWITCH, Starter (Inc. 37, 39, 40, 52, 53, 54)	1
1	87G-403	SCREW, Pan Head	2	39	-----	§ LKWSHR (Inc. w/ 38)	2
2	1564618	COVER, Bezel	1	40	-----	§ NUT (Inc. w/ 38).....	2
3	1579935	GLASS, Lens	1	41	1576774	SWITCH, Ignition	1
4	1579936	SEAL, Rubber	1	42	-----	§ LKWSHR (Inc. w/ 41)	2
5	75G-408	SCREW	2	43	85G-604	SCREW (Inc. w/ 41).....	2
6	1579932	BOX, Lamp	1	44	-----	§ WASHER (Inc. w/ 41)	1
7	1574862	TACHOMETER, Hour	1	45	-----	§ NUT (Inc. w/ 41).....	1
8	-----	§ CAP, Fuseholder (Inc. w/ 10).....	8	46	50D-06	NUT	1
9	601390	FUSE (10 Amp)	2	47	763143	WASHER	1
9A	1310700	† FUSE (2 Amp)	2	48	1579942	BOARD, Terminal	1
9B	1319451	† FUSE (25 Amp)	3	49	-----	§ SCREW, Pan Head (Inc. w/ 48)	1
9C	1319452	† FUSE (35 Amp)	1	50	-----	§ SCREW, Pan Head (Inc. w/ 48)	1
10	6519914	FUSEHOLDER	8	51	-----	§ STRAP, Steel (Inc. w/ 48)	2
11	-----	§ BULB (ON) (Inc. w/ 12)	2	52	-----	§ LKWSHR (Inc. w/ 38)	1
12	1579893	LIGHT ASSY (Inc. 11)	2	53	-----	§ WASHER (Inc. w/ 38)	1
13	-----	§ BULB (LO) (Inc. w/ 14)	2	54	-----	§ COVER, Start Button (Inc. w/ 38)	1
14	1579892	LIGHT ASSY (Inc. 13)	2	55	1564616	MOUNT, Shock	4
15	-----	§ NUT (Inc. w/ 27)	2	56	75G-406	SCREW	1
16	-----	§ NUT (Inc. w/ 24).....	2	57	75G-406	SCREW	1
17	-----	§ LKWSHR (Inc. w/ 12)	2	58	1564617	SWITCH, Test (Inc. 65, 66)	1
18	-----	§ NUT (Inc. w/ 12).....	2	59	1579891	LIGHT (Inc. 19, 20,60)	2
19	-----	§ LKWSHR (Inc. w/ 59)	2	60	-----	§ BULB, Light (HI) (Inc. w/ 59)	2
20	-----	§ NUT (Inc. w/ 59).....	2	61	-----	§ NUT (Inc. w/ 7)	1
21	-----	§ LKWSHR (Inc. w/ 14)	2	62	-----	§ LKWSHR (Inc. w/ 7)	1
22	-----	§ NUT (Inc. w/ 14).....	2	63	-----	§ NUT (Inc. w/ 7)	1
23	1579917	PANEL	1	64	-----	§ LKWSHR (Inc. w/ 7)	1
24	1579913	SWITCH (SPDT) (Inc. 16)	3	65	-----	§ NUT (Inc. w/ 58).....	1
25	15E-06	LKWSHR (Inc. w/ 24)	3	66	-----	§ WASHER (Inc. w/ 58)	1
26	85G-604	SCREW (Inc. w/ 24).....	3	67	-----	§ NUT (Inc. w/ 7)	1
27	1579912	SWITCH (SPST) (Inc. 15)	2	68	-----	§ LKWSHR (Inc. w/ 7)	1
28	15E-06	LKWSHR (Inc. w/ 27)	2	69	-----	§ NUT (Inc. w/ 7)	1
29	85G-604	SCREW (Inc. w/ 27).....	2	70	-----	§ LKWSHR (Inc. w/ 7)	1
30	-----	§ LKWSHR (Inc. w/ 7)	1	71	75G-406	SCREW	5
31	-----	§ NUT (Inc. w/ 10).....	1	72	-----	§ LEVER (Inc. w/ 41).....	1
32	-----	§ NUT (Inc. w/ 7)	1	73	-----	§ SCREW (Inc. w/ 41).....	1
33	-----	§ NUT (Inc. w/ 48).....	2	74	-----	§ WIRE BUNDLE (Inc. w/ Inst. Panel)	1
34	-----	§ WASHER (Inc. w/ 48)	2	75	1579937	LEGEND, Film	1
35	763143	WASHER	1	76	1564615	LAMP	9
36	50D-06	NUT	1	77	1579933	SOCKET, Strip	1
37	-----	§ NUT (Inc. w/ 38).....	1	78	1576821	GASKET, Box	1

† Not Illustrated

§ Not Sold Separately

*NOTE: For complete replacement use 1584274 Instrument Panel Assy and 1584275 Wiring Harness. See Page E9B-1 for components of 1584274.

WHEN ORDERING PARTS, ALWAYS STATE MODEL AND SERIAL NO. OF MACHINE



ELECTRICAL SWITCHES AND INSTRUMENT PANEL - REAR

1936

CLARK EQUIPMENT COMPANY

ELECTRICAL SWITCHES AND INSTRUMENT PANEL – REAR

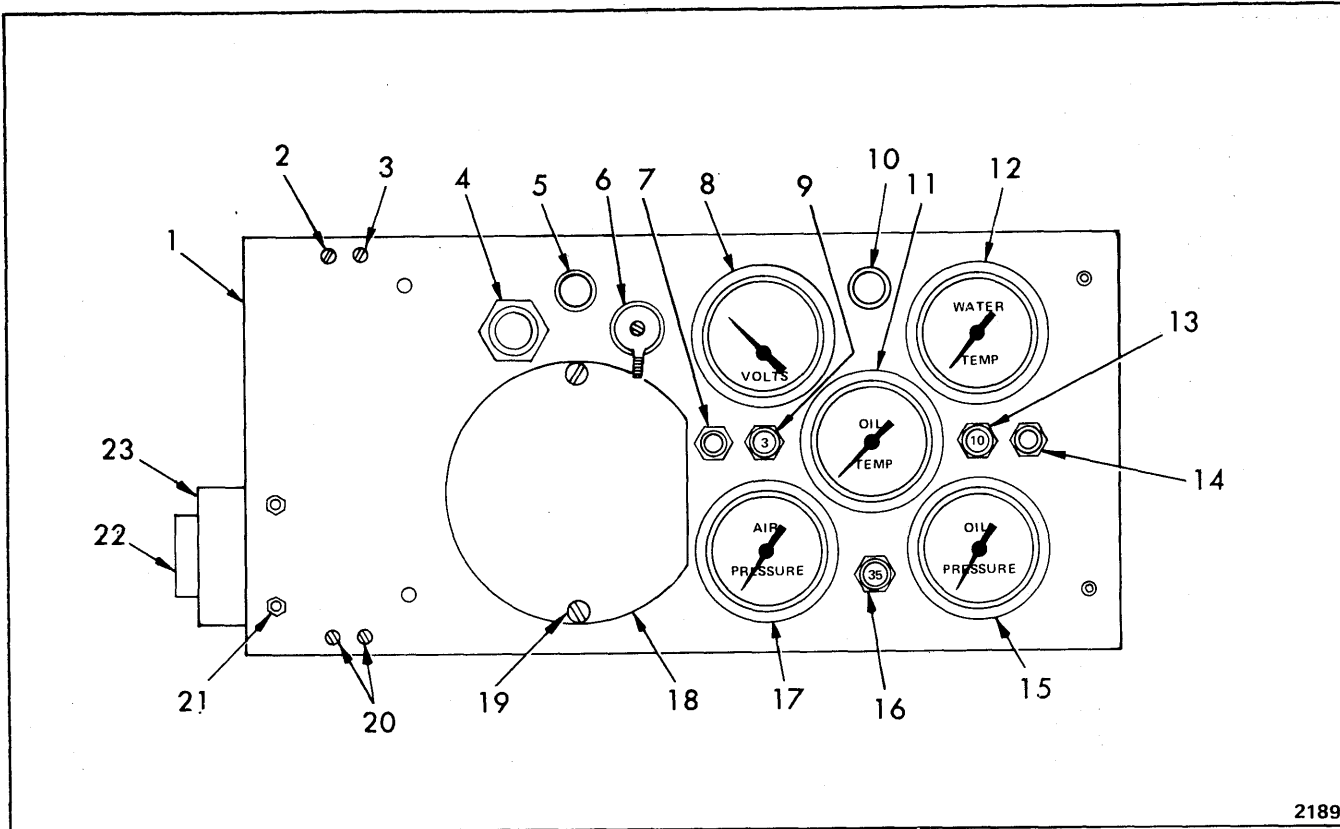
For Serial: 224A-207 thru 224A-235, 224A-237 thru 246

Item	Part No.	Description	Qty.
1	----	§ WIRE BUNDLE (Inc. w/ Instrument Panel)	1
2	1579929	BUSHING (Inc. 3)	1
3	----	§ NUT (Inc. w/ 2)	1
4	----	CONNECTOR (Inc. w/ 1)	1
5	50D-02	NUT	2
6	15E-4	LKWSHR	2
7	1564776	RELAY ASSY	1
8	1579931	WIRING HARNESS	1
9	1579927	BOX, Panel Back (Inc. w, 3, 12, 13)	1
10	87G-608	SCREW, Pan Head	4
11	87G-406	SCREW	2
12	1579928	COVER (Inc. 13)	1
13	----	§ NUT (Inc. w/ 12)	1
14	1782699	ALARM (Inc. 15, 16)	1
15	----	§ RETAINER (Inc. w/ 14)	1
16	85G-604	SCREW (Inc. w/ 14)	2
17	----	SEAL (Inc. w/ 9)	1
18	50D-06	NUT	4
19	712093	WASHER	4

§ Not Sold Separately

WHEN ORDERING PARTS, ALWAYS STATE MODEL AND SERIAL NO. OF MACHINE

CLARK EQUIPMENT COMPANY

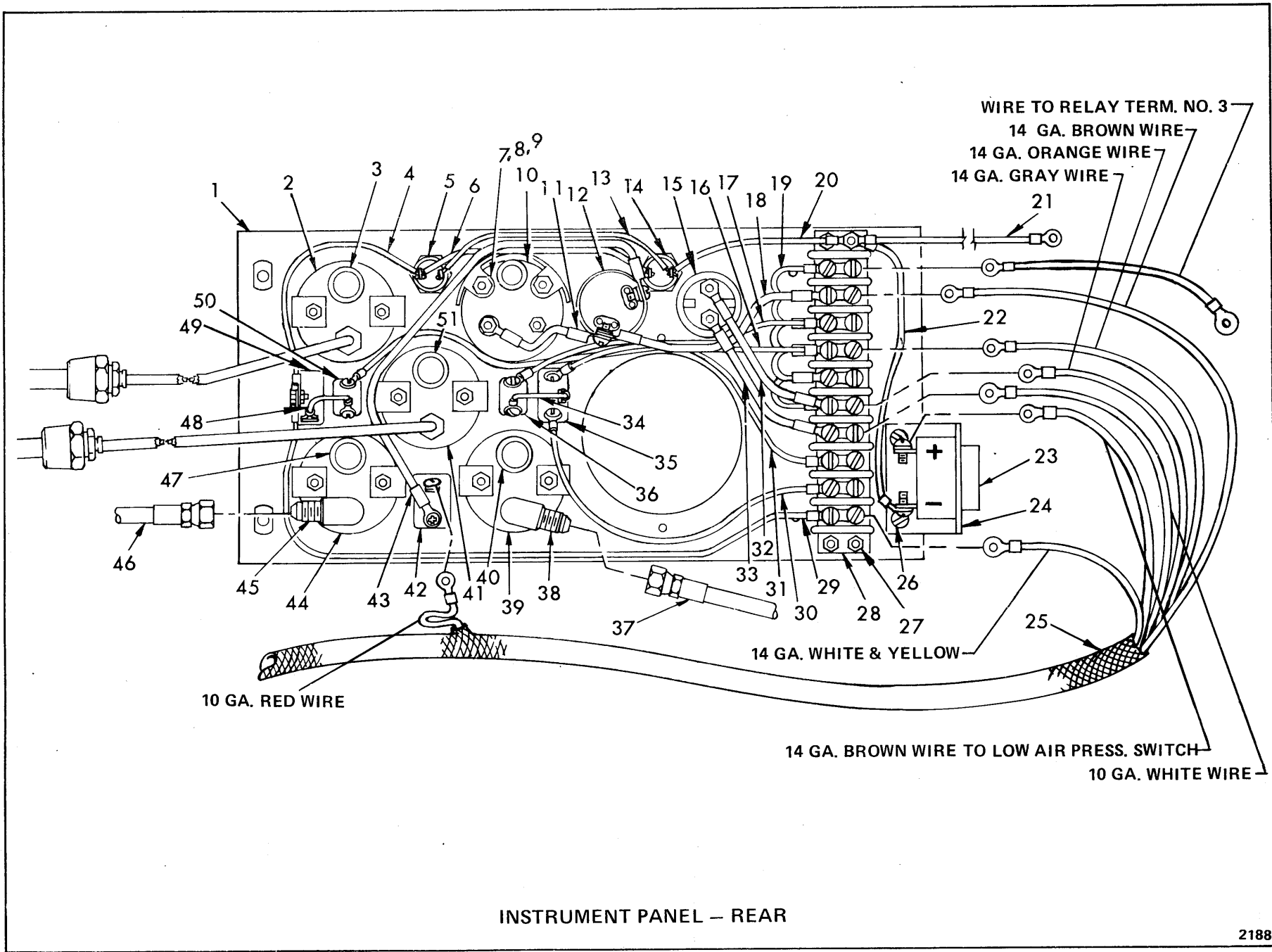


INSTRUMENT PANEL (FRONT)

For Serial: 224A-236, 224A-247 & After

Item	Part No.	Description	Qty.
A	1584274	INSTRUMENT PANEL ASSY (Inc. Front and Rear)	1
1	1584229	PANEL	1
2	41G-816	SCREW	1
3	41G-812	SCREW	1
4	600259	SWITCH, Starter	1
5	1583984	LIGHT, Instrument Panel	1
6	1576774	SWITCH, Ignition	1
7	1579913	SWITCH, S. P. D. T.	1
8	1534305	VOLTMETER	1
9	949743	CIRCUIT BREAKER, 3 AMP	1
10	1583984	LIGHT, Instrument Panel	1
11	1584254	GAGE, Oil Temp.	1
12	1564927	GAGE, Water Temp.	1
13	1513548	CIRCUIT BREAKER, 10 AMP	1
14	1579912	SWITCH, S. P. S. T.	1
15	955249	GAGE, Oil Pressure	1
16	2503216	CIRCUIT BREAKER, 35 AMP	1
17	1569676	GAGE, Air Pressure	1
18	1543286	COVER	1
19	18G-804	SCREW	2
20	41G-812	SCREW	2
21	50D-8	LOCKNUT	2
22	1782699	ALARM, Low Air Pressure	1
23	1584249	BRACKET	1

WHEN ORDERING PARTS, ALWAYS STATE MODEL AND SERIAL NO. OF MACHINE



CLARK EQUIPMENT COMPANY

CLARK EQUIPMENT COMPANY

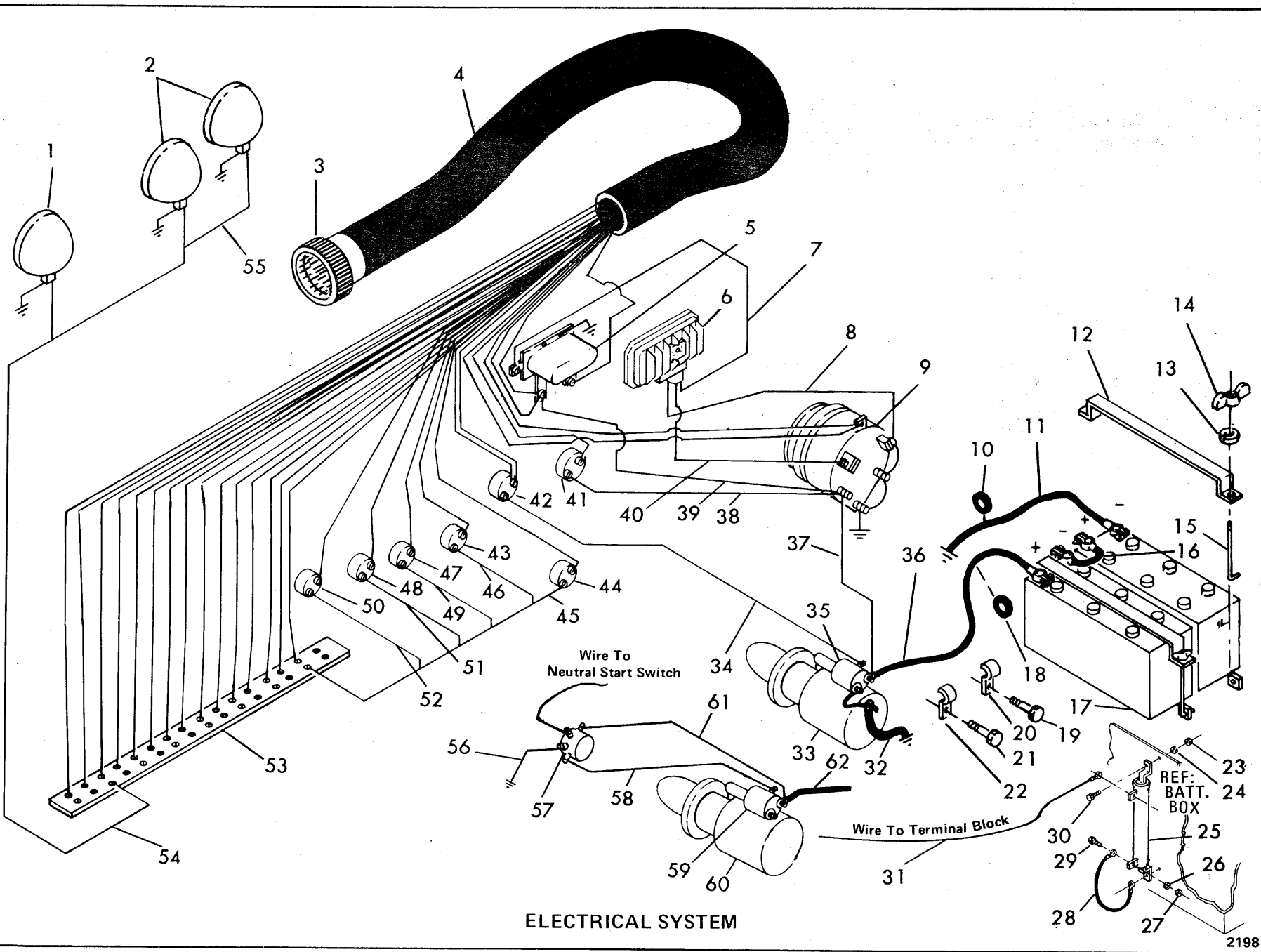
INSTRUMENT PANEL (REAR)

For Serial: 224A-236, 224A-247 & After

Item	Part No.	Description	Qty.
A	1584274	INSTRUMENT PANEL ASSY (Inc. 1 thru 24, 26 thru 36, 38 thru 45, 47 thru 51)	1
1	1584229	PANEL, Instrument	1
2	1564927	GAUGE, Water Temp.	1
3	1584256	PLUG	1
4	1584235	WIRE ASSY	1
5	1583984	LIGHT, Instrument Panel	1
6	1584234	WIRE	1
7	1534136	CLAMP	1
8	12E-10	LKWSHR	2
9	14D-10	NUT	2
10	1534305	VOLTMETER	1
11	1584231	WIRE ASSY	1
12	1576774	SWITCH, Ignition	1
13	1584233	WIRE	1
14	1583984	LIGHT, Instrument Panel	1
15	600259	SWITCH, Starter	1
16	1584241	WIRE ASSY	1
17	1584244	WIRE ASSY	1
18	1584237	WIRE ASSY	1
19	1584246	WIRE, Jumper	1
20	1584232	WIRE ASSY	1
21	1584247	WIRE ASSY	1
22	1584265	WIRE ASSY	1
23	1782699	ALARM, Low Air Pressure	1
24	1584249	BRACKET	1
25	1584275	LOOM ASSY	1
26	41G-810	SCREW	2
27	12D-08	NUT	5
28	632336	BLOCK, Terminal	1
29	1584239	WIRE ASSY	1
30	1584245	WIRE ASSY	1
31	1584242	WIRE ASSY	1
32	1584236	WIRE ASSY	1
33	1584236	WIRE ASSY	1
34	1584243	WIRE ASSY	1
35	1579913	SWITCH, S. P. D. T.	1
36	949743	CIRCUIT BREAKER, 3 AMP	1
37	— — —	HOSE (See Air System)	1
38	85F-3	ELBOW, 90° Female	1
39	1569676	GAUGE, Air Pressure	1
40	1584256	PLUG	1
41	1584254	GAUGE, Oil Temp.	1
42	2503216	CIRCUIT BREAKER, 35 AMP	1
43	1584238	WIRE ASSY	1
44	955249	GAUGE, Oil Pressure	1
45	85F-3	ELBOW, 90° Female	1
46	1582266	HOSE	1
47	1584256	PLUG	1
48	1584240	WIRE ASSY	1
49	1579912	SWITCH, S. P. S. T.	1
50	1513548	CIRCUIT BREAKER, 10 AMP	1
51	1584256	PLUG	1

WHEN ORDERING PARTS, ALWAYS STATE MODEL AND SERIAL NO. OF MACHINE

ELECTRICAL SYSTEM



E10-2

(1D21)

PMA038
Printed in U. S. A.

CLARK EQUIPMENT COMPANY

ELECTRICAL SYSTEM

For Serial: 224A-101 thru 235, 237 thru 246

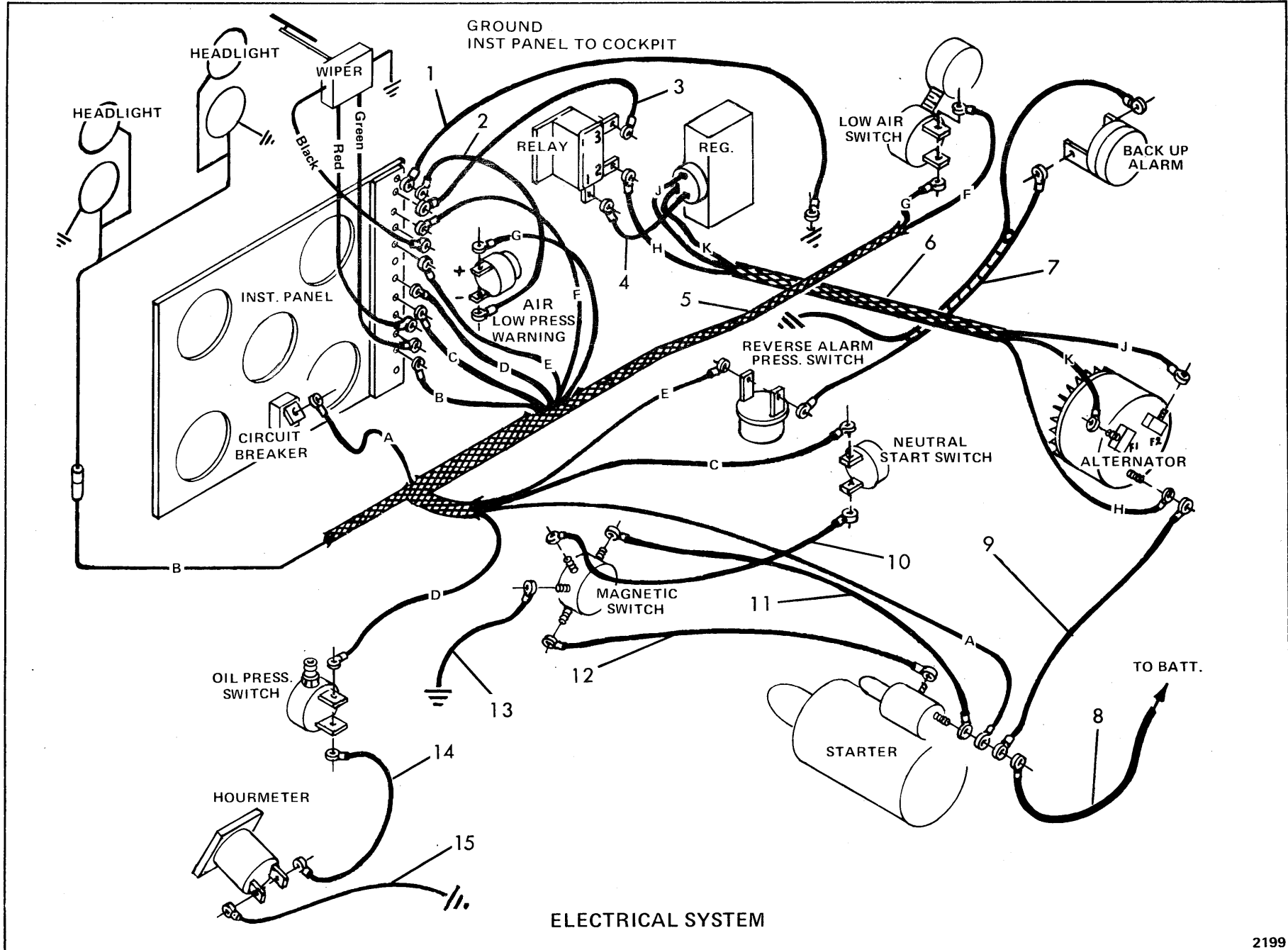
Item	Part No.	Description	Qty.
1	----	HEADLIGHT - L. H. - See Index	2
2	----	HEADLIGHT - R. H. - See Index	2
3	----	SPLUG, Cannon	1
4	----	*HARNES, Loom (Inc. 7,8, 34, 37, 38, 39, 40, 45, 46, 49, 51, 52 & 54)	1
5	----	RELAY (Inc. w/Engine)	1
6	----	REGULATING (Inc. w/Engine)	1
7	----	SWIRE (Inc. w/4)	1
8	----	SWIRE (Inc. w/4)	1
9	----	§ALTERNATOR (Inc. w/Engine)	1
10	1551008	GROMMET	1
11	582702	CABLE, Ground	1
12	1558821	CLAMP, Battery	2
13	4E-06	LKWSHR	4
14	16D-06	NUT, Wing	4
15	1555455	"J" BOLT	4
16	584891	CABLE, Battery	1
17	1310121	BATTERY (Dry)	2
18	1551008	GROMMET	1
19	----	BOLT (Inc. w/Engine)	1
20	30H-36	CLAMP	1
21	----	BOLT (Inc. w/Engine)	1
22	30H-36	CLAMP	1
23	12D-10	NUT (For Serial: 225A-237 thru 246)	2
24	17E-10	LKWSHR (For Serial: 225A-237 thru 246)	2
25	2505146	RESISTER (For Serial: 225A-237 thru 246)	1
26	17E-08	LKWSHR (For Serial: 225A-237 thru 246)	2
27	12D-08	NUT (For Serial: 225A-237 thru 246)	2
28	535423	WIRE (For Serial: 225A-237 thru 246)	1
29	45G-1010	SCREW (For Serial: 225A-237 thru 246)	2
30	45G-812	SCREW (For Serial: 225A-237 thru 246)	2
31	1580845	WIRE (For Serial: 225A-237 thru 246)	1
32	581063	STRAP, Ground	1
33	----	STARTER (Inc. w/Engine)	1
34	----	SWIRE (Inc. w/4)	1
35	----	SOLENOID (Inc. w/Engine)	1
36	593227	CABLE, Battery	1
37	----	SWIRE	1
38	----	SWIRE (Inc. w/4)	1
39	----	SWIRE (Inc. w/4)	1
40	----	SWIRE (Inc. w/4)	1
41	1550963	SWITCH, Hourmeter (Inc. 41C)	1
41A	91F-01	†BUSHING	1
41B	5K-106	†NIPPLE	1
41C	18F-01	†TEE (Inc. w/41, 44)	1
42	236395	SWITCH	1
43	1564604	SWITCH, Water Temp.	1
44	1578369	SWITCH, Oil Pressure (Inc. 41C)	1
45	----	SWIRE (Inc. w/4)	1
46	----	SWIRE (Inc. w/4)	1
47	1578310	SWITCH, Low Brake Pressure	1
48	1564603	SWITCH, Converter Temp.	1
49	----	SWIRE (Inc. w/4)	1
50	1551751	SWITCH, Brake Input	1
51	----	SWIRE (Inc. w/4)	1
52	----	SWIRE (Inc. w/4)	1
53	1564671	BOARD, Terminal	1
54	----	SWIRE (Inc. w/4)	1
55	653967	WIRE	2
56	1582740	WIRE	1
57	1529233	SWITCH, Magnetic	1
58	1582462	WIRE	1
59	----	SOLENOID (Inc. w/Engine)	1
60	----	STARTER (Inc. w/Engine)	1
61	1581831	WIRE ASSY	1
62	----	CABLE (See Item 36)	1

†Not Illustrated

§Not Sold Separately

*NOTE: 1574450 Instrument Panel & 1574826 Harness - For Serial: 224A-101 thru 206; use 1579722 Instrument Panel & 1579931 Harness - For Serial: 224A-207 & After.

WHEN ORDERING PARTS, ALWAYS STATE MODEL AND SERIAL NO. OF MACHINE



ELECTRICAL SYSTEM

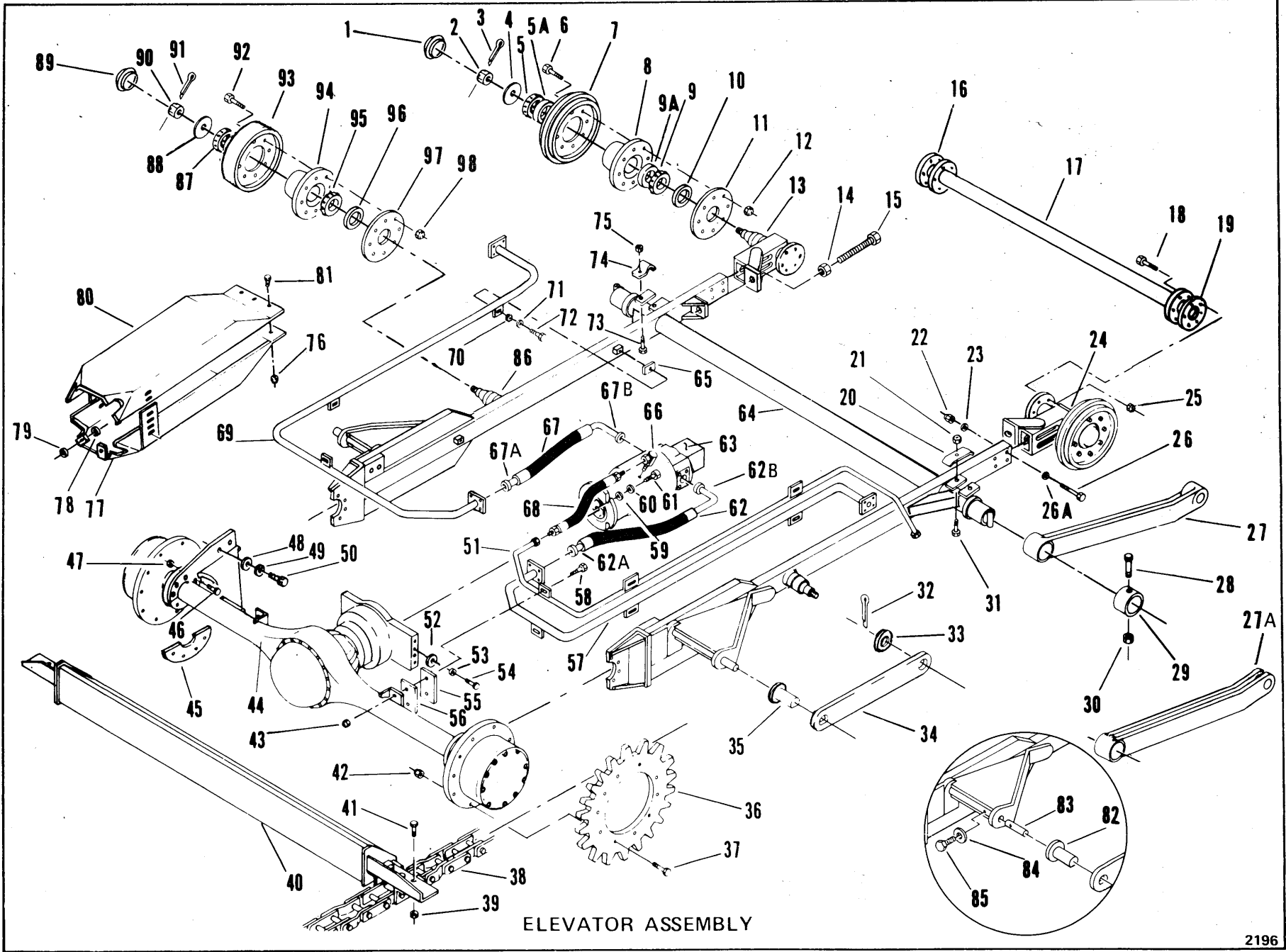
CLARK EQUIPMENT COMPANY

ELECTRICAL SYSTEM For Serial: 224A-236, 224A-247 & After

Item	Part No.	Description	Qty.
1	1584247	WIRE ASSY	1
2	1584265	WIRE ASSY	1
3	1584237	WIRE ASSY	1
4	-----	WIRE (Inc. w/6)	1
5	1584275	LOOM ASSY	1
6	1584276	LOOM ASSY	1
7	1575041	WIRE ASSY	1
8	593227	CABLE	1
9	2502552	WIRE	1
10	-----	SWIRE (Inc. w/5)	1
11	1581831	WIRE	1
12	1582462	WIRE	1
13	1582740	WIRE	1
14	1584251	WIRE ASSY	1
15	1584252	WIRE ASSY	1

§Not Sold Separately

WHEN ORDERING PARTS, ALWAYS STATE MODEL AND SERIAL NO. OF MACHINE



CLARK EQUIPMENT COMPANY

ELEVATOR ASSEMBLY

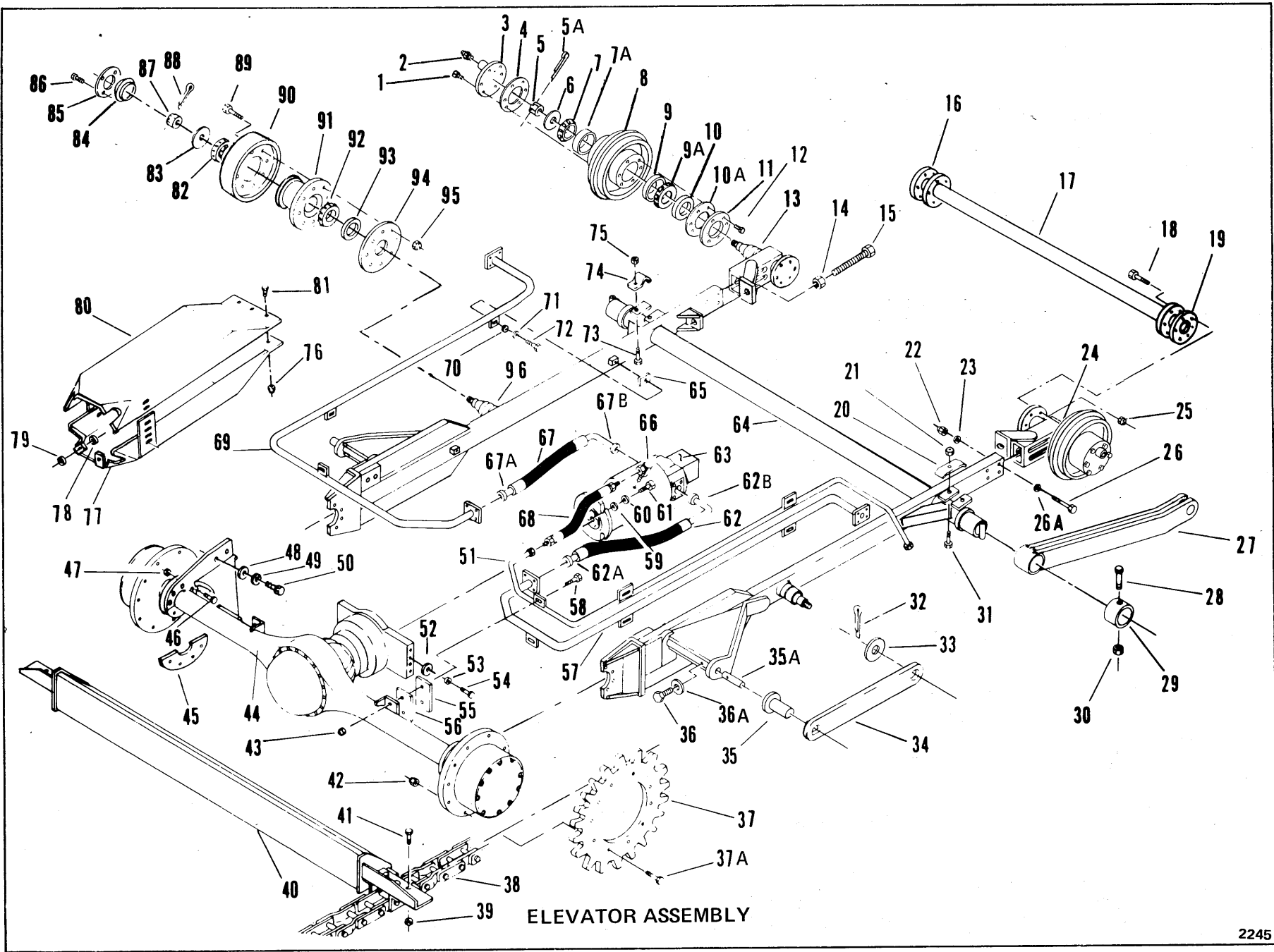
For Serial: 224A-101 thru 293, 295, 297, 298

Item	Part No.	Description	Qty.	Item	Part No.	Description	Qty.
A	1579426	ELEVATOR ASSY (Inc 1 thru 26A, 31, 36 thru 81)	1	50	17C-1636	BOLT	4
1	1577404	CAP	2	51	1579277	TUBE	1
2	4D-10	NUT	2	52	25E-19	WASHER	8
3	1F-628	COTTER	2	53	4E-07	LKWSHR	8
4	1575083	WASHER	2	54	17C-716	BOLT	8
5	1575082	CONE	2	55	1575821	‡SHIM	1
5A	654154	CUP	2	56	1575820	‡SHIM	1
6	18C-928	BOLT	16	57	1579275	TUBE	1
7	1584671	ROLLER, Idler	2	58	17C-820	BOLT	3
8	1584784	*HUB	2	58A	4E-08	†LKWSHR	3
9	731284	CONE	2	59	616792	WASHER	4
9A	660181	CUP	2	60	4E-12	LKWSHR	4
10	1584174	SEAL	2	61	17C-1236	BOLT	4
11	1584668	PLATE	2	62	1576059	HOSE	1
12	66D-09	NUT	16	62A	-----	†FLANGE HALF - See Group "A"	1
13	1575159	HANGER (For Serial: 101 thru 236)	2	62B	-----	†FLANGE HALF - See Group "A"	1
13A	1581978	HANGER (For Serial: 237 & After)	2	63	-----	MOTOR ASSY - See Index	1
14	8D-16	NUT	2	64	1579643	FRAME, Elevator	1
15	1574255	BOLT	2	65	523921	‡SHIM	1
16	1577559	‡SHIM	1	66	531684	ADAPTER	1
17	1577441	BRACE	1	67	1576059	HOSE	1
18	17C-840	BOLT	12	67A	-----	†FLANGE HALF - See Group "A"	1
19	1577559	‡SHIM	1	67B	-----	†FLANGE HALF - See Group "A"	1
20	1574253	CLAMP	2	68	1564782	HOSE	1
21	59D-06	NUT	2	69	1579280	TUBE	1
22	59D-12	NUT	8	70	25E-18	WASHER	6
23	1562676	WASHER	8	71	4E-06	LKWSHR	6
24	1575172	WHEEL ASSY (Inc 1 thru 13) (For Serial: 101 thru 236)	2	72	18C-620	BOLT	6
24A	1582046	*WHEEL ASSY (Inc 1 thru 13) (For Serial: 237 & After)	2	73	17C-632	BOLT	2
25	59D-08	NUT	12	74	1574253	CLAMP	2
26	17C-1288	BOLT	8	75	59D-06	NUT	2
26A	1574492	WASHER	8	76	59D-06	NUT	3
27	1576087	ARM (For Serial: 224A-101 thru 234, 247 thru 251)	2	77	1579272	MOTOR GUARD	1
27A	1581197	ARM (For Serial: 224A-287 & After)	2	78	25E-19	WASHER	2
28	17C-880	BOLT	2	79	25E-19	WASHER	2
29	1585280	***RETAINER (For Serial: 101 thru 239)	2	80	1579480	MOTOR GUARD	1
29A	1581226	RETAINER (For Serial: 240 & After)	2	81	17C-616	BOLT	3
30	59D-08	NUT	2	82	1579586	**BUSHING	2
31	17C-648	BOLT	2	83	1579583	**ARM	2
32	1F-1648	COTTER	2	84	25E-26	**LKWSHR	2
33	1313624	WASHER	2	85	17C-1052	**BOLT	2
34	1552046	ARM (For Serial: 101 thru 236)	2	86	1582731	SPINDLE (For Serial: 224A-246 thru 293)	2
34A	1581074	ARM (For Serial: 237 & After)	2	87	1575082	CONE (For Serial: 224A-246 thru 293)	2
35	1562382	**BUSHING	2	88	1575083	WASHER (For Serial: 224A-246 thru 293)	2
36	1573286	SPROCKET	2	89	1577404	CAP, Hub (For Serial: 224A-246 thru 293)	2
37	17C-1052	BOLT	20	90	4D-14	NUT (For Serial: 224A-246 thru 293)	2
38	-----	CHAIN SET - See Index	1	91	1F-628	PIN, Cotter (For Serial: 224A-246 thru 293)	2
39	59D-08	NUT	144	92	18C-928	BOLT (For Serial: 224A-246 thru 293)	16
40	1578794	DRAG	18	93	1582732	ROLLER (For Serial: 224A-246 thru 293)	2
41	17C-828	BOLT	144	94	1575173	HUB, Modified (For Serial: 224A-246 thru 293)	2
42	59D-10	NUT	20	95	731284	CONE (For Serial: 224A-246 thru 293)	2
43	59D-08	NUT	3	96	1584174	SEAL, Oil (For Serial: 224A-246 thru 293)	2
44	-----	AXLE KIT - See Index	1	97	1575102	PLATE, Cover (For Serial: 224A-246 thru 293)	2
45	-----	OMIT	1	98	66D-09	LOCKNUT (For Serial: 224A-246 thru 293)	16
45A	1578853	†SPACER	1				
46	17C-1040	BOLT	16				
47	59D-10	NUT	16				
48	25E-32	WASHER	4				
49	4E-16	LKWSHR	4				

* NOTE: See Service Gram 637 †Not Illustrated
 ** NOTE: Used where applicable ‡ As Required
 ***NOTE: Also order 1 - 17C-688 & 1 - 59D-06

GROUP	FLANGE HALF	O-RING	BOLT	LKWSHR	SIZE
No. Req'd Per Connection	2	1	4	4	
A	20J-16	58K-219	17C-728	4E-07	1"

WHEN ORDERING PARTS, ALWAYS STATE MODEL AND SERIAL NO. OF MACHINE



CLARK EQUIPMENT COMPANY

ELEVATOR ASSEMBLY For Serial: 224A-294, 296, 299 & After

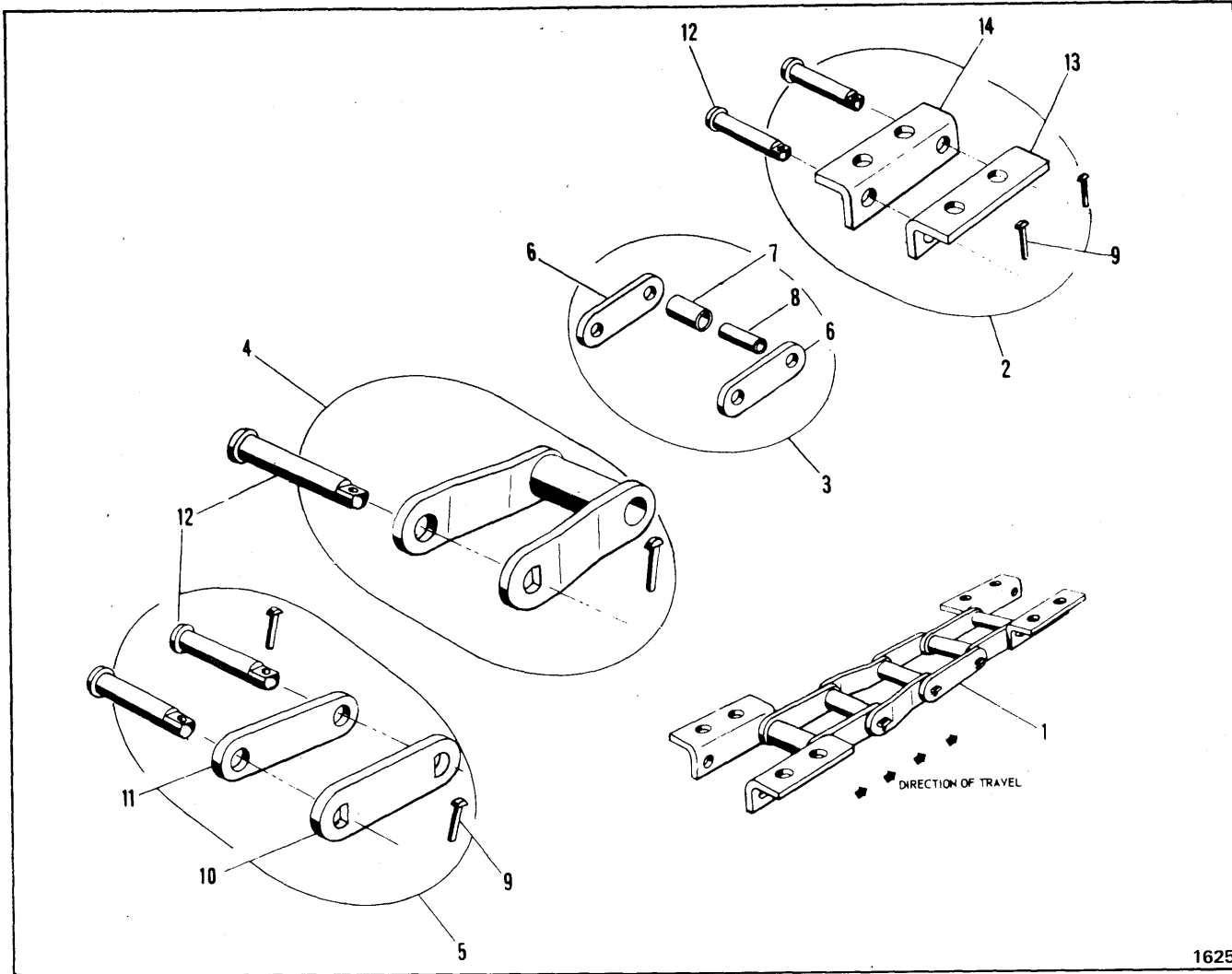
Item	Part No.	Description	Qty.	Item	Part No.	Description	Qty.
A	1579426	ELEVATOR ASSY (Inc. 1 thru 26, 31, 36 thru 96)	1	45A	1578857	†SPACER, R. H.	1
1	21C-616	BOLT	24	46	17C-1052	BOLT	16
2	10H-25	FITTING, Grease	2	47	59D-10	LOCKNUT	16
3	1584670	COVER	2	48	25E-32	WASHER	4
4	1584669	GASKET	2	49	4E-16	LKWSHR	4
5	4D-14	NUT	2	50	17C-1636	BOLT	4
5A	1F-624	PIN, Cotter	2	51	1579277	TUBE	1
6	1575083	WASHER	2	52	25E-19	WASHER	8
7	1575082	CONE	2	53	4E-07	LKWSHR	8
7A	654154	CUP	2	54	17C-716	BOLT	8
8	1584671	ROLLER ASSY	2	55	1575820	‡SHIM	—
9	660181	CUP	2	56	1575821	‡SHIM	—
9A	731284	CONE	2	57	1579275	TUBE	1
10	1584174	SEAL, Oil	2	58	17C-820	BOLT	3
10A	1584669	GASKET	2	59	1574492	WASHER	4
11	1584668	COVER	2	60	4E-12	LKWSHR	4
12	21C-616	BOLT	24	61	17C-1236	BOLT	4
13	1581978	HANGER ASSY	2	62	1576059	HOSE	1
14	7D-16	NUT	2	62A	— — — —	†FLANGE HALF—See Group "A"	—
15	1574255	BOLT	2	62B	— — — —	†FLANGE HALF—See Group "A"	—
16	1577559	‡SHIM	—	63	— — — —	MOTOR ASSY — See Index	—
17	1577441	PIPE, Cross	1	64	1579643	FRAME, Elevator	1
18	17C-840	BOLT	12	65	523921	‡LUG	—
19	1577559	‡SHIM	—	66	711328	ADAPTER	1
20	1574254	CLAMP	2	67	1576059	HOSE	1
21	59D-06	LOCKNUT	2	67A	— — — —	†FLANGE HALF — See Group "A"	—
22	59D-12	LOCKNUT	8	67B	— — — —	†FLANGE HALF — See Group "A"	—
23	1562676	WASHER	8	68	1564782	HOSE	1
24	1584667	WHEEL & HANGER ASSY (Inc. 1 thru 13)	2	69	1579280	TUBE	1
25	59D-08	LOCKNUT	12	70	25E-18	WASHER	6
26	17C-1288	BOLT	8	71	4E-06	LKWSHR	6
26A	1574492	WASHER	8	72	18C-620	BOLT	6
27	1581197	ARM	2	73	17C-632	BOLT	2
28	17C-880	BOLT	2	74	1574253	CLAMP	2
29	1581226	RETAINER	2	75	59D-06	NUT	2
30	59D-08	NUT	2	76	59D-06	NUT	3
31	17C-648	BOLT	2	77	1579272	MOTOR GUARD	1
32	1F-1648	COTTER	2	78	25E-19	WASHER	2
33	1313624	WASHER	2	79	25E-19	WASHER	2
34	1581081	ARM	2	80	1579480	MOTOR GUARD	1
35	1579586	BUSHING	2	81	17C-616	BOLT	3
35A	1579583	ARM	2	82	1575082	CONE	2
36	17C-1052	BOLT	2	83	1575083	WASHER	2
36A	25E-26	WASHER	2	84	1577404	CAP, Hub	2
37	1573286	SPROCKET	2	85	1584786	PLATE, Retainer	2
37A	17C-1052	BOLT	36	86	21C-512	BOLT	8
38	1576041	CHAIN SET — See Index	1	87	4D-14	NUT	2
39	59D-08	LOCKNUT	144	88	1F-628	PIN, Cotter	2
40	1578794	DRAG	18	89	18C-928	BOLT	16
41	17C-824	BOLT	144	90	1582732	ROLLER	2
42	59D-10	NUT	36	91	1584784	HUB, Modified	2
43	59D-08	LOCKNUT	4	92	731284	CONE	2
44	1580712	AXLE KIT — See Index	1	93	1584174	SEAL, Oil	2
45	1579047	SPACER, R. H.	1	94	1575102	PLATE, Cover	2
				95	66D-09	LOCKNUT	16
				96	1582731	SPINDLE	2

† Not Illustrated
‡ As Required

GROUP	FLANGE HALF	O-RING	BOLT	LKWSHR	SIZE
No. Req'd Per Connection	2	1	4	4	
A	20J-16	58K-219	17C-728	4E-07	1"

WHEN ORDERING PARTS, ALWAYS STATE MODEL AND SERIAL NO. OF MACHINE

CLARK EQUIPMENT COMPANY



1625

ELEVATOR CHAIN

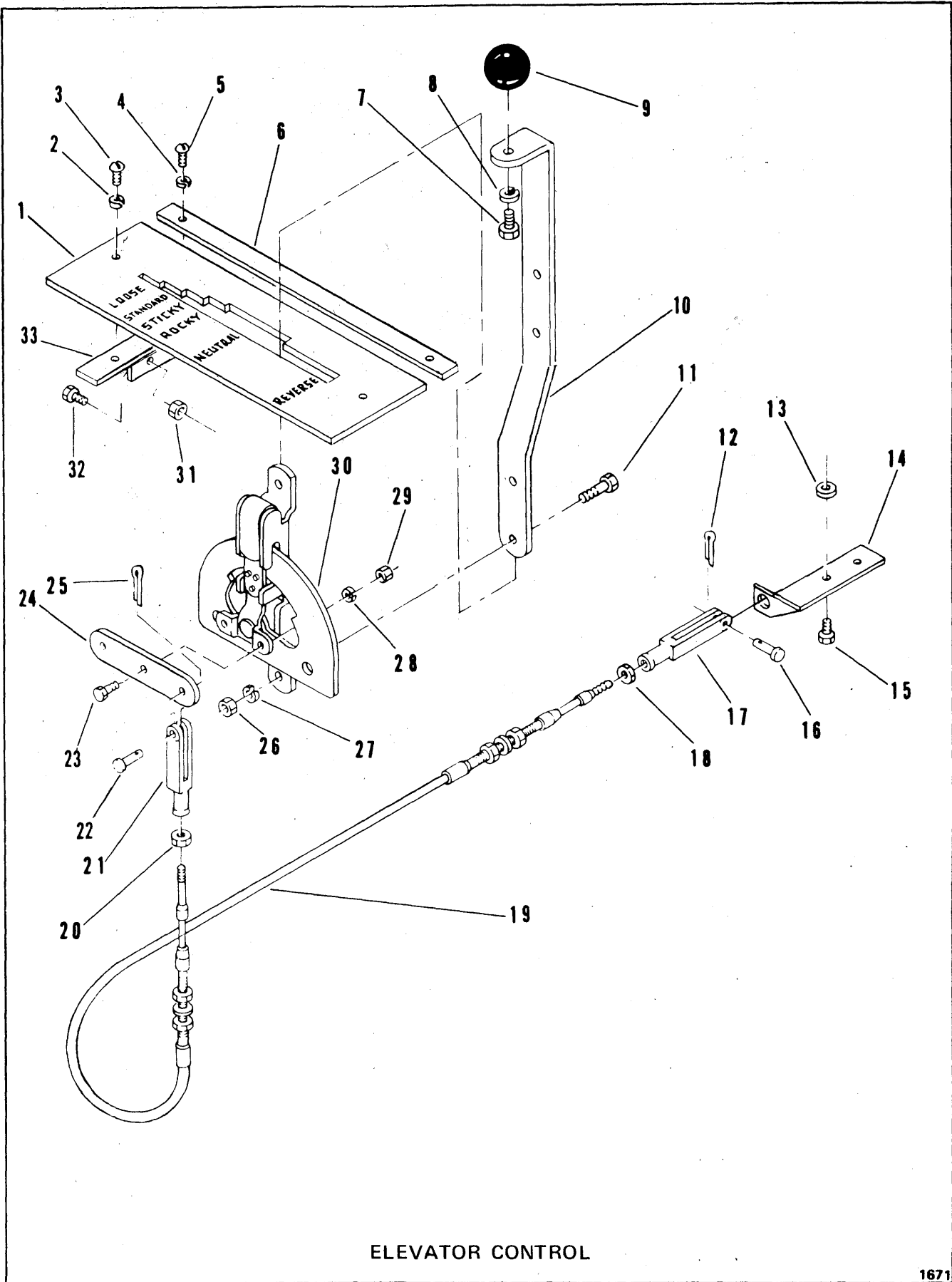
Item	Part No.	Description	Qty.
1	1576041	CHAIN SET (Inc. L.H. Assy & R.H. Assy)	1
<p>NOTE: One (1) Chain Set required per Elevator — Quantities listed below are for one (1) Chain Assembly. It is recommended that chains be installed in sets to assure equal lengths.</p>			
2	949176	LINK ATTACHMENT ASSY (Inc. 9, 12, 13 & 14).....	18
3	949175	LINK BLOCK ASSY (Inc. 6, 7 & 8)	36
4	949173	LINK MASTER ASSY (Inc. 9, 12)	18

5Not Sold Separately

Item	Part No.	Description	Qty.
5	949174	LINK CONNECTING ASSY (Inc. 9, 10, 11 & 12).....	18
6	---	5LINK (See Item 3)	36
7	---	5ROLLER (See Item 3)	90
8	---	5BUSHING (See Item 3)	90
9	1566481	KEY	90
10	---	5LINK, Key Side (See Item 5)	18
11	---	5LINK, Head Side (See Item 5)	18
12	1574846	PIN	90
13	---	5LINK, Key Side (See Item 2)	18
14	---	5LINK, Head Side (See Item 2)	18

WHEN ORDERING PARTS, ALWAYS STATE MODEL AND SERIAL NO. OF MACHINE

CLARK EQUIPMENT COMPANY



ELEVATOR CONTROL

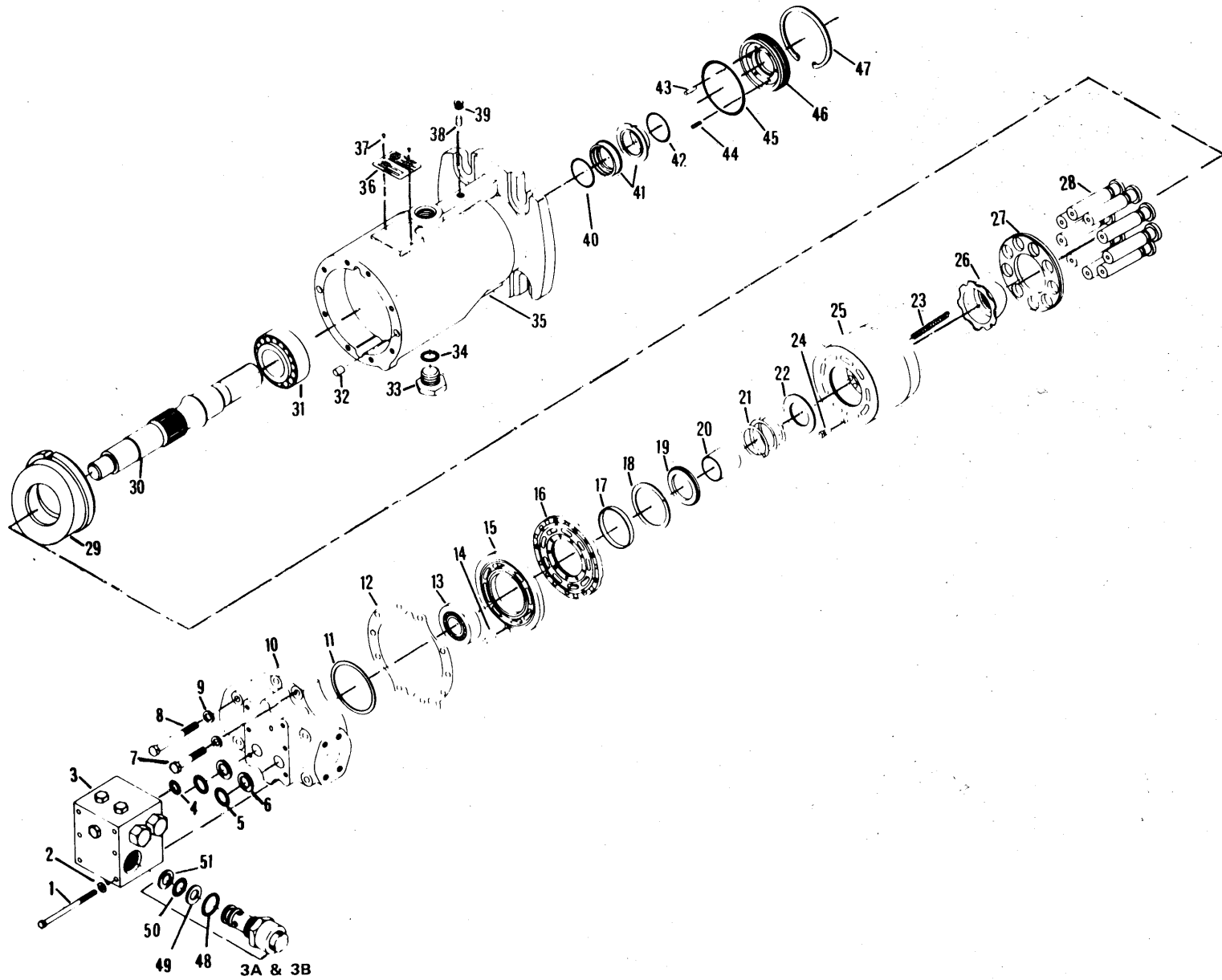
1671

CLARK EQUIPMENT COMPANY

ELEVATOR CONTROL

Item	Part No.	Description	Qty.
1	1577338	CONSOLE	1
2	4E-04	LKWSHR	2
3	89G-416	SCREW	2
4	4E-04	LKWSHR	2
5	89G-416	SCREW	2
6	1577354	SPACER	1
7	18C-608	BOLT	1
8	4E-06	LKWSHR	1
9	509772	KNOB	1
10	1576802	LEVER	1
11	17C-416	BOLT	2
12	1F-207	COTTER	1
13	1577437	SPACER	2
14	1574832	BRACKET	1
15	17C-440	BOLT	2
16	4F-04051	PIN	1
17	2J-4200	CLEVIS	1
18	8D-04	NUT, Jam	1
19	1564650	CABLE	1
20	8D-04	NUT, Jam	1
21	2J-4200	CLEVIS	1
22	4F-04051	PIN	1
23	18C-436	BOLT	2
24	1575931	ARM	1
25	1F-207	COTTER	1
26	8D-04	NUT	2
27	4E-04	LKWSHR	2
28	4E-04	LKWSHR	2
29	8D-04	NUT	2
30	1564843	CONTROL, Lever	1
31	59D-04	LOCKNUT	2
32	17C-416	BOLT	2
33	1577347	ANGLE	1

WHEN ORDERING PARTS, ALWAYS STATE MODEL AND SERIAL NO. OF MACHINE



MOTOR - ELEVATOR

CLARK EQUIPMENT COMPANY

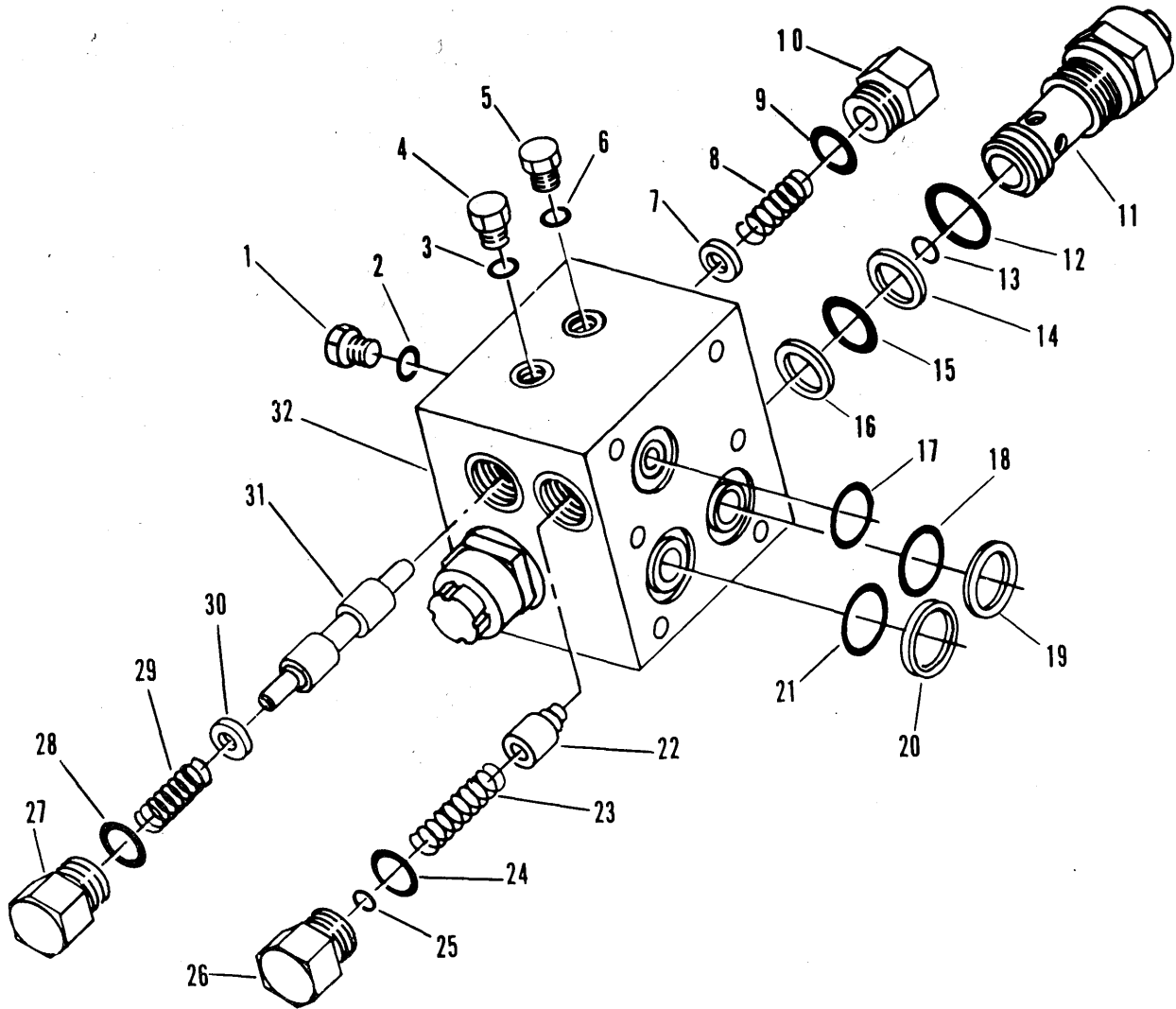
MOTOR – ELEVATOR

Item	Part No.	Description	Qty.
A	1578825	MOTOR ASSY, Elevator (Inc. 1 thru 51)	1
B	960081	CYLINDER BLOCK KIT (Inc. 16 thru 28) – For Serial: 224A-169 & After	1
C	1577539	CYLINDER BLOCK KIT (Inc. 16 thru 28) – For Serial: 224A-101 thru 224A-168	1
D	6518528	SEAL KIT (Inc. 40 thru 47)	1
E	6518500	SEAL KIT (Inc. 4, 5, 6)	1
F	1579678	MANIFOLD VALVE KIT (Inc. 1, 2, 3, 3A, 4, 5, 6) – For Serial: 224A-169 & After	1
G	6518452	MANIFOLD VALVE KIT (Inc. 1, 2, 3, 3A, 4, 5, 6) – For Serial: 224A-101 thru 224A-168	1
1	1C-560	SCREW	6
2	6518414	WASHER	6
3	-----	MANIFOLD, Valve –See Index	1
3A	1579751	VALVE, Relief (See "F") – For Serial: 224A-169 & After	2
3B	6518416	VALVE, Relief (See "G" – For Serial: 224A-101 thru 224A-168	2
4	5290879	O-RING	1
5	58K-119	O-RING	2
6	6518417	RING, Back-Up	2
7	71G-864	SCREW	4
8	1C-860	SCREW	4
9	1311148	WASHER	8
10	1577538	CAP, End	1
11	1577536	‡ SHIM	—
12	1577532	GASKET	1
13	1577540	BEARING	1
14	6518423	PIN	1
15	1577537	PLATE	1
16	961354	PLATE	1
17	4149796	PILOT	1
18	4149797	RING	1
19	4149798	RETAINER	1
20	4149799	GUIDE	1
21	961355	SPRING	1
22	4149801	SEAT	1
23	961356	SPRING	6
24	6518438	PIN	1
25	961357	CYLINDER	1
26	4149803	GUIDE	1
27	4149805	RETAINER	1
28	961358	PISTON	9
29	1577534	SWASH	1
30	1577535	SHAFT	1
31	1577496	BEARING	1
32	6518460	PIN	2
33	24K-07	PLUG	1
34	91F-7	O-RING	1
35	1577533	HOUSING	1
36	6518462	NAMEPLATE	1
37	6C-403	DRIVE SCREW	2
38	1577531	PIN	1
39	6518510	PLUG	1
40	6518468	O-RING	1
41	6518469	SEAL KIT	1
42	6518468	O-RING	1
43	6518470	PIN	1
44	6518471	SPRING	8
45	25K-40216	O-RING	1
46	6518472	RETAINER	1
47	1320110	RING	1
48	91F-9	O-RING	1
49	6518728	RING, Back-Up	1
50	893679	O-RING	1
51	6518728	RING, Back-Up	1

‡ As Required

§ Not Sold Separately

WHEN ORDERING PARTS, ALWAYS STATE MODEL AND SERIAL NO. OF MACHINE



MANIFOLD VALVE-ELEVATOR

2114

CLARK EQUIPMENT COMPANY

MANIFOLD VALVE ASSEMBLY

Item	Part No.	Description	Qty.
A	1579678	MANIFOLD VALVE KIT (Inc B thru 34)	1
B	-----	MANIFOLD VALVE ASSY (Inc 1 thru 32)	-
1	24K-03	PLUG (Inc 2)	1
2	91F-03	O-RING	1
3	91F-03	O-RING	1
4	24K-03	PLUG (Inc 3)	1
5	24K-03	PLUG (Inc 6)	1
6	91F-03	O-RING	1
7	6518727	WASHER	1
8	6518650	SPRING	1
9	91F-07	O-RING	1
10	961451	PLUG ASSY (Inc 9)	1
11	1579751	VALVE, Relief (Inc 12 thru 16)	2
12	91F-09	O-RING	2
13	995493	‡SHIM	-
14	6518728	RING, Back-Up	2
15	58K-117	O-RING	2
16	5618728	RING, Back-Up	2
17	5290879	O-RING	1
18	58K-119	O-RING	1
19	6518417	RING, Back-Up	1
20	6518417	RING, Back-Up	1
21	58K-119	O-RING	1
22	961441	PISTON	1
23	961442	SPRING	1
24	91F-07	O-RING	1
25	6518642	‡SHIM	-
26	4149486	PLUG (Inc 24)	1
27	961451	PLUG (Inc 28)	1
28	91F-07	O-RING	1
29	6518650	SPRING	1
30	6518727	WASHER	1
31	-----	§SHUTTLE—See 'A'	1
32	-----	§HOUSING —See 'A'	1
33	1C-560	†BOLT	6
34	6518414	†WASHER	6

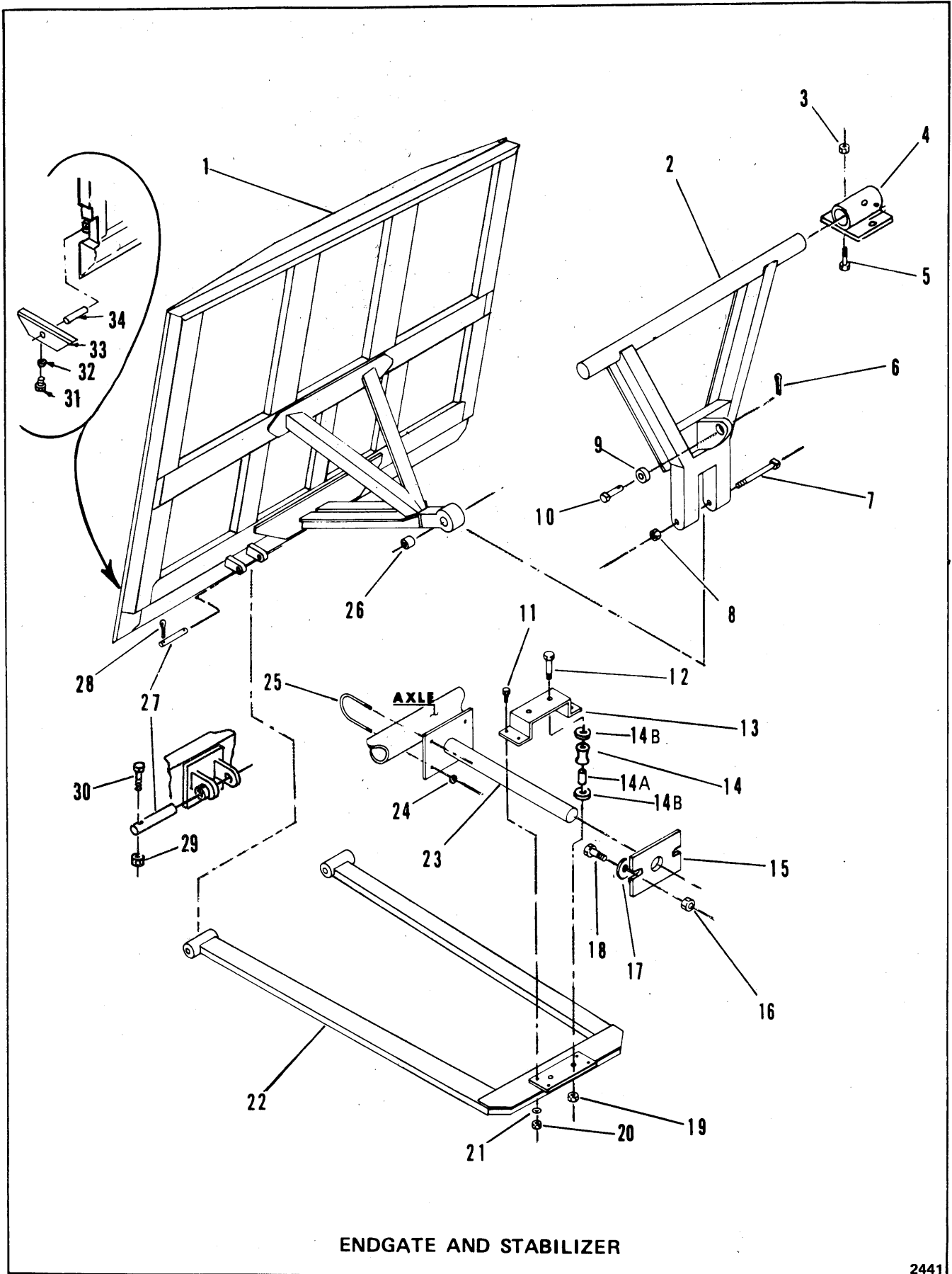
‡As Required

§Not Sold Separately

†Not Illustrated

WHEN ORDERING PARTS, ALWAYS STATE MODEL AND SERIAL NO. OF MACHINE

CLARK EQUIPMENT COMPANY



ENDGATE AND STABILIZER

2441

CLARK EQUIPMENT COMPANY

ENDGATE AND STABILIZER

Item	Part No.	Description	Qty.
1	1574083	ENDGATE.	1
2	1575278	ACTUATOR, Endgate	1
3	59D-16	** NUT (For Serial: 225A-101 thru 239).	4
3A	59D-20	†NUT (For Serial: 225A-240 & After).	4
4	1556591	** RECEIVER, Actuator R.H. (For Serial: 225A-101 thru 239).	1
4A	1576610	†RECEIVER, Actuator R.H. (For Serial: 225A-240 & After)	1
4B	1556592	** RECEIVER, Actuator L.H. (For Serial: 225A-101 thru 239).	1
4C	1576611	†RECEIVER, Actuator L.H. (For Serial: 225A-240 & After)	1
5	17C-1632	** BOLT (For Serial: 225A-101 thru 239).	4
5A	17C-2048	†BOLT (For Serial: 225A-240 & After).	4
6	1F-840	COTTER	1
7	1555981	PIN, Actuator.	1
8	60D-22	NUT.	1
9	1564670	BEARING	1
10	1571282	PIN, Cylinder	1
11	17C-624	BOLT	4
12	17C-12112	BOLT	2
13	1569154	BRACKET.	1
14	1582623	* ROLLER, Traverse Rod	2
14A	1582635	SLEEVE	2
14B	1575682	WASHER.	2
15	1555186	HANGER, Track.	1
16	59D-12	NUT	2
17	25E-28	WASHER.	2
18	17C-1248	BOLT	2
19	59D-12	NUT	2
20	59D-06	NUT	4
21	4E-06	LKWSHR.	4
22	1572211	YOKE, Stabilizer.	1
23	1556542	ROD, Traverse	1
24	59D-08	NUT	4
25	1555901	"U" BOLT.	2
26	1574466	BEARING	1
27	1550951	PIN.	2
28	1F-832	COTTER	4
29	59D-06	*** NUT	2
30	17C-648	*** BOLT	2
31	15G-808	*** SCREW	2
32	4E-06	*** LKWSHR.	2
33	1585641	*** BLOCK	2
34	1584936	*** ROD.	2

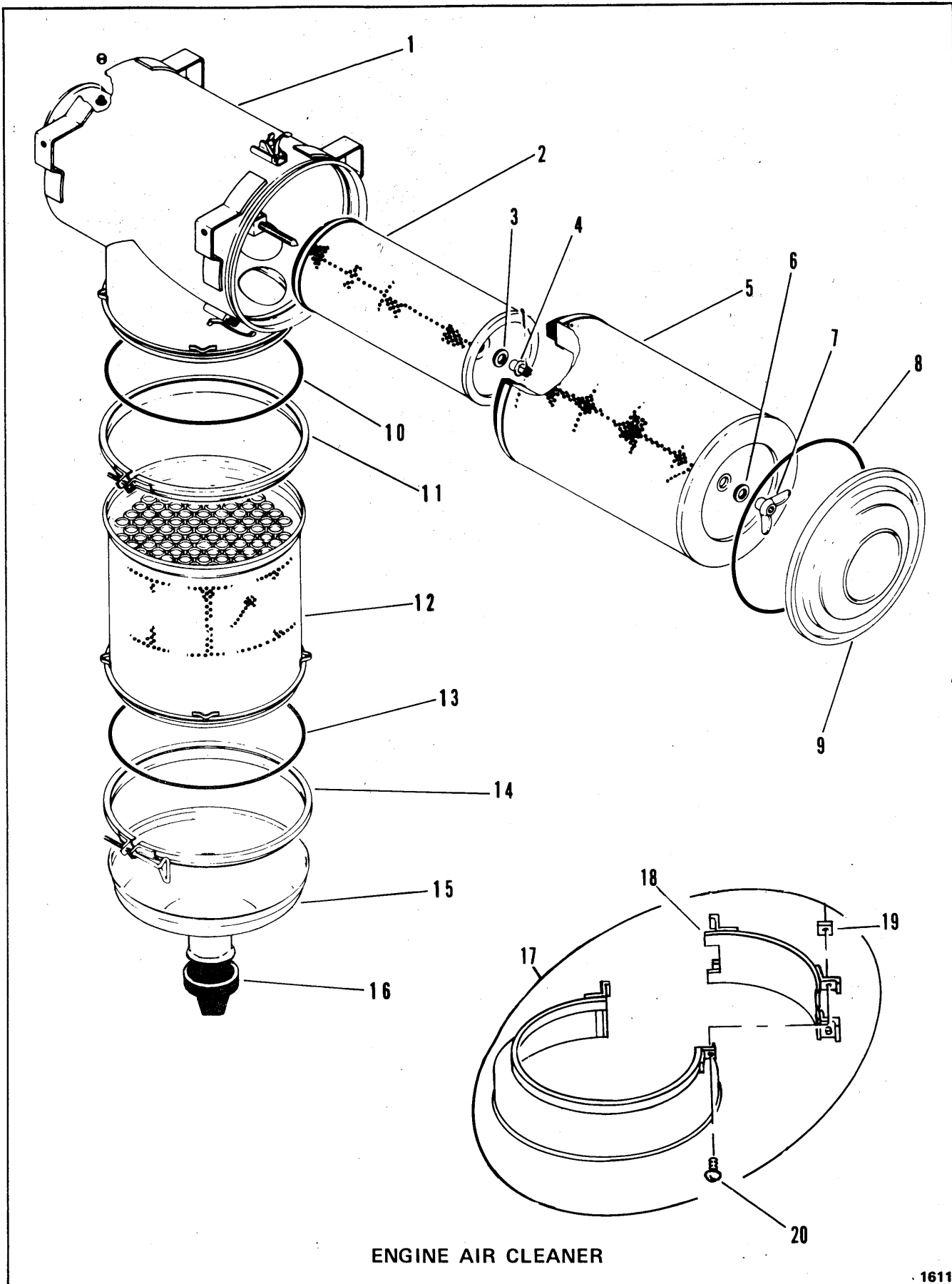
*NOTE: You must order 1582635 Sleeve and 1575682 Washer when ordering Roller.

**NOTE: See Service Gram 589

***NOTE: Use Where Applicable

† Not Illustrated

WHEN ORDERING PARTS, ALWAYS STATE MODEL AND SERIAL NO. OF MACHINE



ENGINE AIR CLEANER

1611

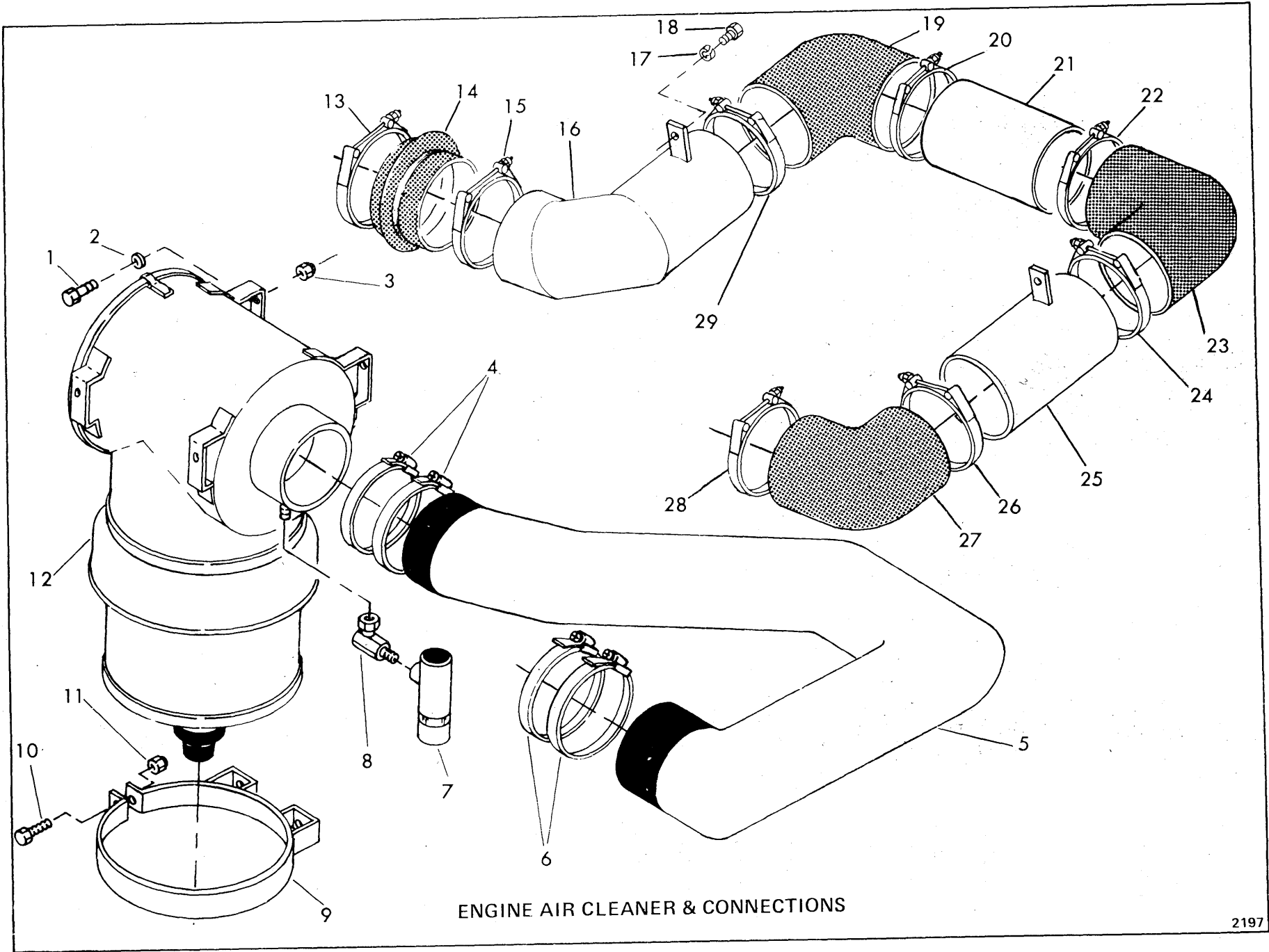
CLARK EQUIPMENT COMPANY

ENGINE AIR CLEANER

Item	Part No.	Description	Qty.
A	1564837	AIR CLEANER ASSY (Inc. 1 thru 16)	1
1	1564834	BODY ASSY	1
2	1564832	ELEMENT ASSY (Safety)	1
3	1564804	GASKET	1
4	1564803	NUT	1
5	1564833	ELEMENT ASSY (Primary)	1
6	1564804	GASKET	1
7	1564802	NUT	1
8	1564838	GASKET	1
9	1564831	COVER ASSY	1
10	3984431	O-RING	1
11	945019	CLAMP ASSY	1
12	1564835	BODY ASSY	1
13	3984431	O-RING	1
14	945021	CLAMP ASSY	1
15	1564836	CUP ASSY	1
16	3739636	VALVE	1
17	3677674	SHROUD ASSY (Inc.18, 19 & 20)	1
18	----	§SHIELD (Inc. w/ 17)	-
19	----	§NUT (Inc. w/ 17)	-
20	----	§BOLT (Inc. w/ 17)	-

§ Not Sold Separately

WHEN ORDERING PARTS, ALWAYS STATE MODEL AND SERIAL NO. OF MACHINE



ENGINE AIR CLEANER & CONNECTIONS

CLARK EQUIPMENT COMPANY

ENGINE AIR CLEANER & CONNECTIONS

Item	Part No.	Description	Qty.
1	17C-720	BOLT	4
2	25E-19	WASHER	4
3	59D-07	NUT	4
4	1576186	*CLAMP	2
5	1575999	*TUBE, Air Intake	1
6	42H-86	*CLAMP	2
7	1525205	INDICATOR, Restriction	1
8	31F-01	ADAPTER	1
9	1529624	BAND, Mounting	1
10	17C-716	BOLT	1
11	59D-07	NUT	1
12	1564837	AIR CLEANER ASSY	1
13	43H-1775	CLAMP	1
14	1513244	HOSE, Hump	1
15	43H-1650	CLAMP	1
16	1584429	TUBE, Air Intake	1
17	25E-18	WASHER	2
18	1550938	SCREW	2
19	1529315	ELBOW	1
20	43H-1650	CLAMP	1
21	1584424	TUBE, Beaded	1
22	43H-1650	CLAMP	1
23	1529315	ELBOW	1
24	43H-1650	CLAMP	1
25	1584426	TUBE ASSY	1
26	43H-1650	CLAMP	1
27	1518361	ELBOW	1
28	43H-2619	CLAMP	1
29	43H-1650	CLAMP	1

*NOTE: For complete replacement use Items 13 thru 29.

WHEN ORDERING PARTS, ALWAYS STATE MODEL AND SERIAL NO. OF MACHINE

CLARK EQUIPMENT COMPANY

ENGINE AND ACCESSORIES

Item	Part No.	Description	Qty.
------	----------	-------------	------

All orders for engine assembly or components thereof should be placed with the nearest Detroit Diesel Engine Distributor. Always give model, specifications and serial number of the engine when ordering parts. This data will be found on option plate attached to the side of the rocker cover.

ENGINE ACCESSORIES

1	----	*ALTERNATOR – 24 Volt, 45 Amp. (G. M. 1117785)	1
1A	3575883	ALTERNATOR – 24 Volt, 65 AMP (D.R. 1100077) (For Serial: 224A-247, 301 & After)	1
2	----	*AIR COMPRESSOR (G. M. 5144303)	1
3	----	*VOLTAGE REGULATOR (G. M. 9000591)	1
4	----	*STARTING MOTOR – 24 Volt (G. M. 1113824)	1
5	----	*FAN – 32", Suction (G. M. 5137483)	1

ALTERNATOR, FAN AND WATER PUMP DRIVE BELTS

6	3678221	FAN BELT SET (3 per set)	1
7	----	ALTERNATOR BELT (G. M. 5140927)	1

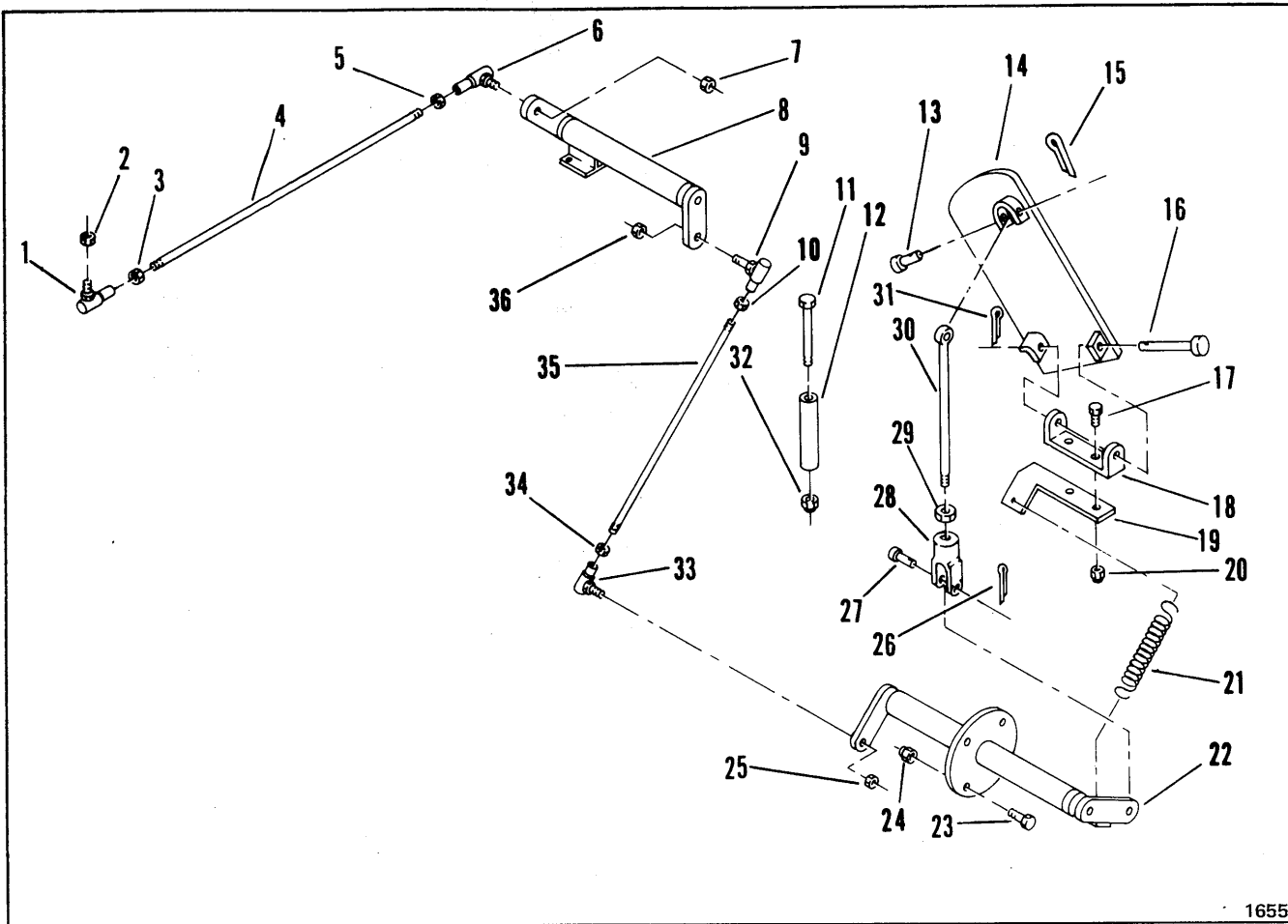
REPLACEMENT FILTERS AND ELEMENTS

8	949838	ELEMENT, Engine Fuel Filter, Primary, Spin-On Type	1
9	949839	ELEMENT, Engine Fuel Filter, Secondary, Spin-On Type	1
10	1564832	ELEMENT, Inner Air Cleaner	1
11	1564833	ELEMENT, Outer Air Cleaner	1
12	947575	ELEMENT, Primary Fuel Strainer, Can Type	1
13	945446	ELEMENT, Engine Fuel Filter, Can Type	1
14	215502	ELEMENT, Engine Oil	1
15	215502	ELEMENT, Transmission & Converter Hydraulic System	1
16	948983	ELEMENT, Major Hydraulic	2
17	1566622	ELEMENT, Minor Hydraulic	2
18	949543	ELEMENT, Inline	1

* The above listed accessory items are serviced by the engine manufacturer. Specifications on these items are subject to change without notice. It is, therefore, recommended that complete model, specifications and serial number of the engine be provided to your Detroit Diesel Engine Distributor when ordering these parts.

WHEN ORDERING PARTS, ALWAYS STATE MODEL AND SERIAL NO. OF MACHINE

CLARK EQUIPMENT COMPANY



1655

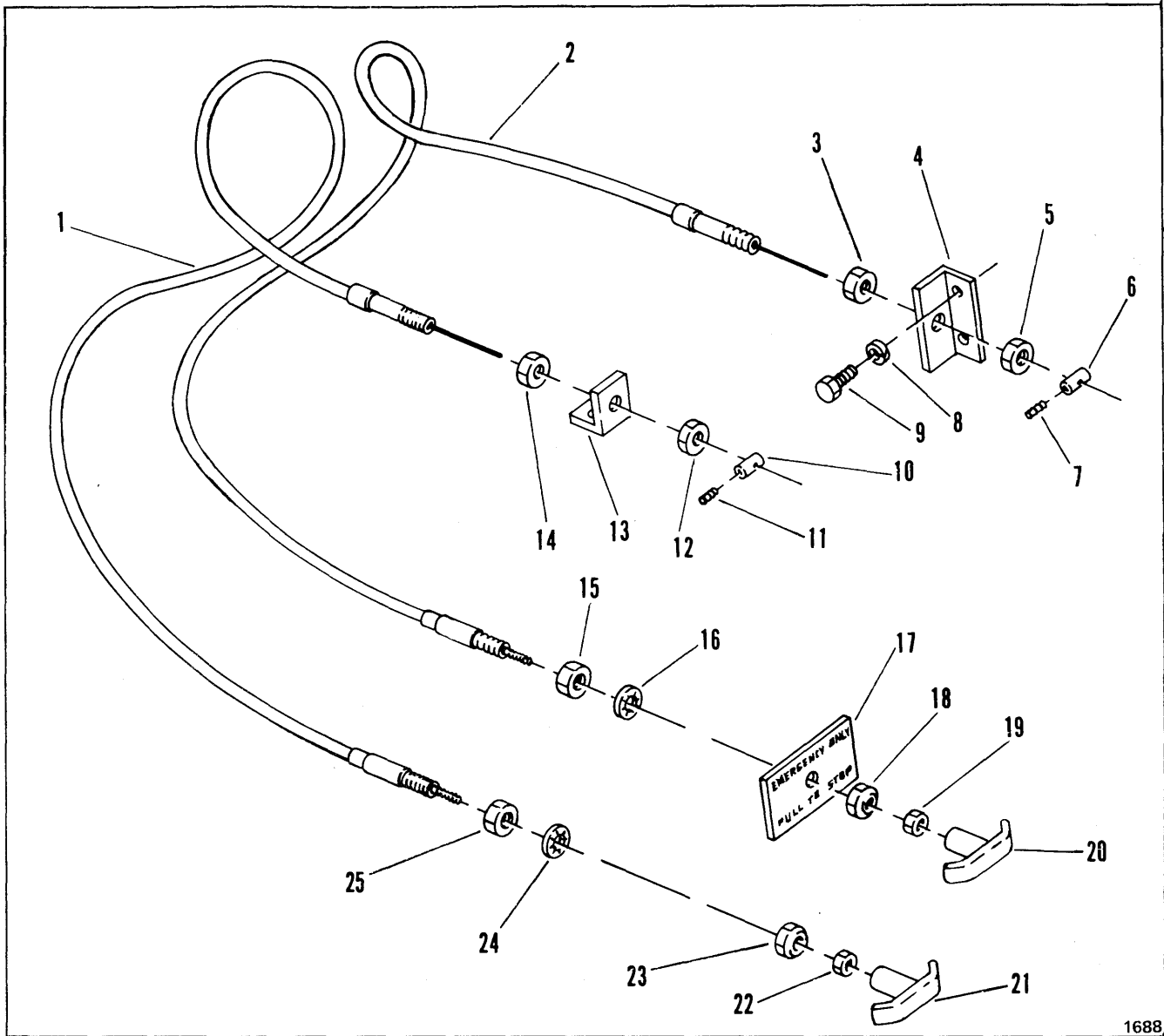
ENGINE CONTROLS

Item	Part No.	Description	Qty.
1	1301361	END, Rod	1
2	66D-05	NUT	1
3	8D-05	NUT	1
4	1535938	ROD	1
5	8D-05	NUT	1
6	1301361	END, Rod	1
7	66D-05	NUT	1
8	1571745	BELLCRANK ASSY	1
9	2520346	END, Rod	1
10	8D-05	NUT	1
11	18C-456	BOLT	1
12	593196	STOP	1
13	4F-04051	PIN	1
14	1536030	PEDAL	1
15	1F-207	COTTER	1
16	1585088	PIN	1
17	17C-412	BOLT	2
18	551015	BRACKET	1

Item	Part No.	Description	Qty.
19	1572223	BRACKET	1
20	59D-04	LOCKNUT	2
21	551090	SPRING	1
22	1574746	BELLCRANK ASSY	1
23	17C-412	BOLT	4
24	59D-04	NUT	4
25	66D-05	NUT	1
26	1F-207	COTTER	1
27	4F-04051	PIN	1
28	2J-4200	CLEVIS	1
29	8D-04	NUT	1
30	1577435	ROD	1
31	1F-316	COTTER	1
32	60D-04	LOCKNUT	1
33	2520346	END, Rod	1
34	8D-05	NUT	1
35	1573571	ROD	1
36	66D-05	NUT	1

WHEN ORDERING PARTS, ALWAYS STATE MODEL AND SERIAL NO. OF MACHINE

CLARK EQUIPMENT COMPANY



EMERGENCY KILL AND NORMAL KILL CABLES

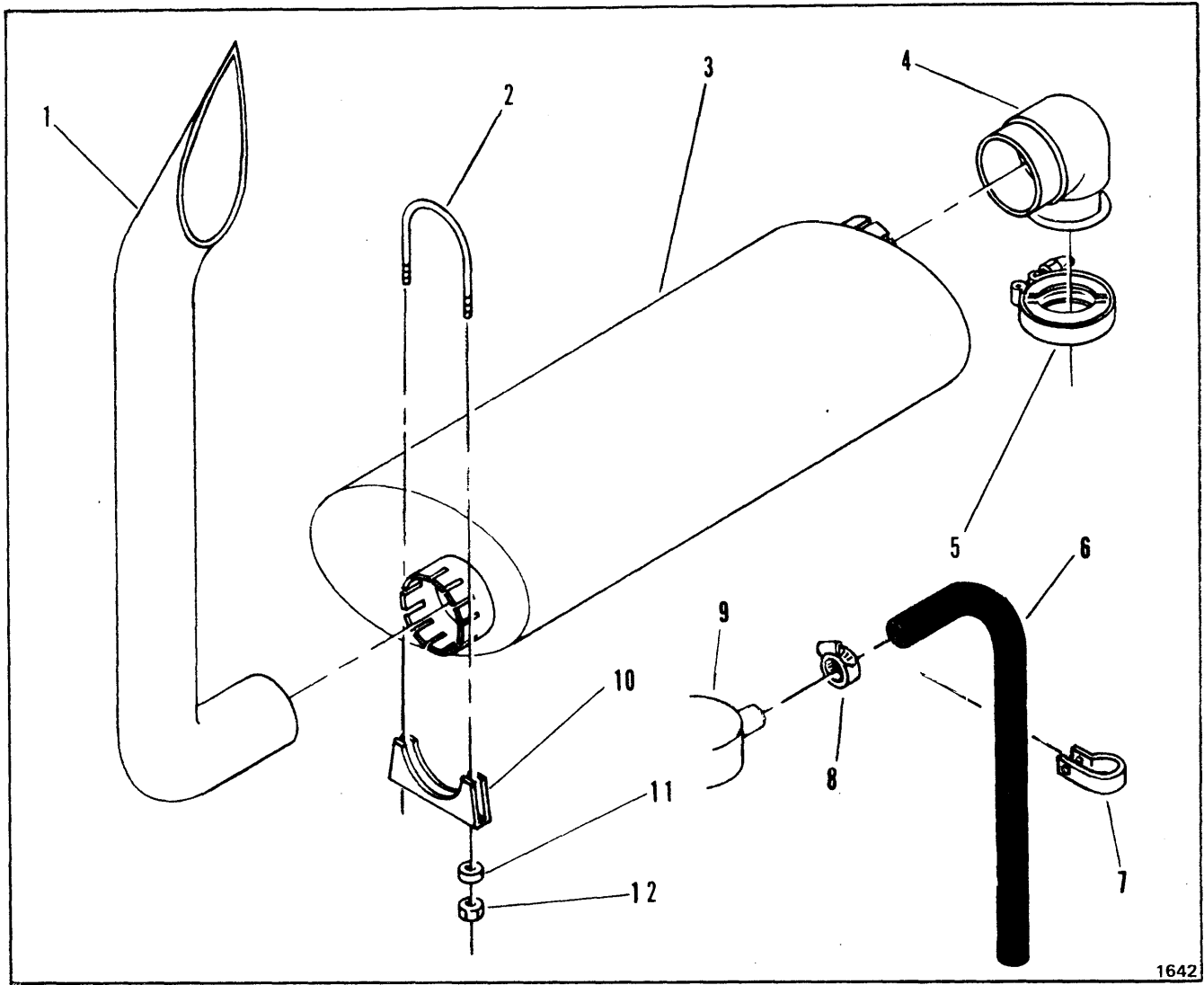
Item	Part No.	Description	Qty.
1	1564651	CABLE (Inc. 12, 14, 21, 22, 23, 24, & 25)	1
2	1564651	CABLE (Inc. 3, 5, 15, 16, 18, 19 & 20)	1
3	-----	§ NUT, Jam (Inc. w/ 2)	—
4	1572396	BRACKET	1
5	-----	§ NUT, Jam (Inc. w/ 2)	—
6	1523210	GUIDE	1
7	35G-806	SCREW	1
8	4E-04	LKWSHR	2
9	17C-412	BOLT	2
10	1523210	GUIDE	1
11	35G-806	SCREW	1
12	-----	§ NUT, Jam (Inc. w/ 1)	—

Item	Part No.	Description	Qty.
13	1572397	ANGLE	1
14	-----	§ NUT, Jam (Inc. w/ 1)	—
15	-----	§ NUT, Jam (Inc. w/ 2)	—
16	-----	§ LKWSHR (Inc. w/ 2)	—
17	1564254	PLATE, Emergency Stop	1
18	-----	§ NUT (Inc. w/ 2)	—
19	-----	§ NUT, Jam (Inc. w/ 2)	—
20	-----	§ HANDLE (Inc. w/ 2)	—
21	-----	§ HANDLE (Inc. w/ 1)	—
22	-----	§ NUT, Jam (Inc. w/ 1)	—
23	-----	§ NUT (Inc. w/ 1)	—
24	-----	§ LKWSHR (Inc. w/ 1)	—
25	-----	§ NUT, Jam (Inc. w/ 1)	—

§ Not Sold Separately

WHEN ORDERING PARTS, ALWAYS STATE MODEL AND SERIAL NO. OF MACHINE

CLARK EQUIPMENT COMPANY



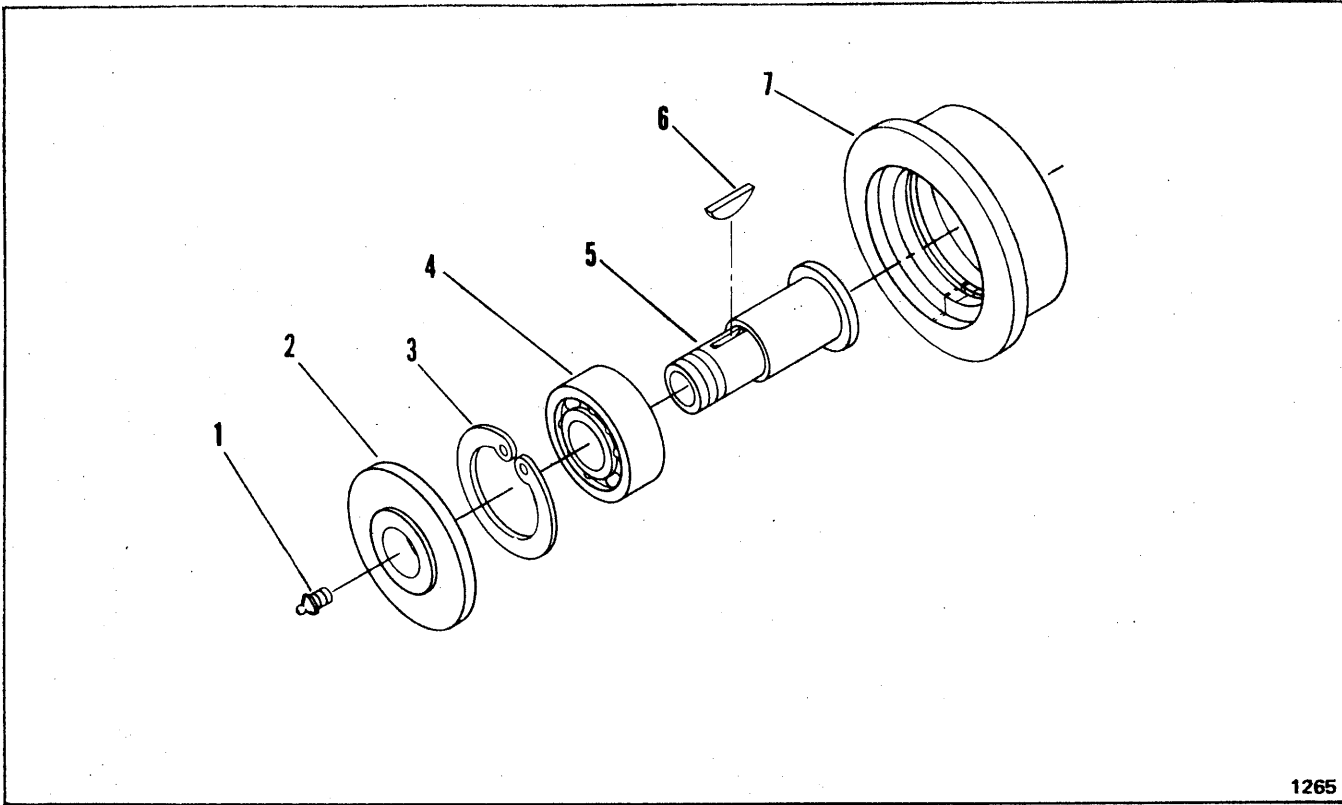
ENGINE EXHAUST PIPE, MUFFLER AND CONNECTIONS

Item	Part No.	Description	Qty.
1	1577190	PIPE, Exhaust	1
2	1516076	CLAMP (Inc. 10, 11, & 12)	2
3	1577127	MUFFLER	1
4	1577124	ELBOW	1
5	1524268	CLAMP, V-Band	1
6	730135	HOSE	2
7	6H-35	CLAMP	2
8	42H-28	CLAMP	2
9	----	BREATHER – Reference Only	–
10	----	§ CLAMP (Inc. w/ 2, 11 & 12)	–
11	----	§ WASHER (Inc. w/ 2, 10 & 12)	–
12	----	§ NUT (Inc. w/ 2, 10 & 11)	–

§ Not Sold Separately

WHEN ORDERING PARTS, ALWAYS STATE MODEL AND SERIAL NO. OF MACHINE

CLARK EQUIPMENT COMPANY



1265

FLOOR ROLLER

Item	Part No.	Description	Qty.
------	----------	-------------	------

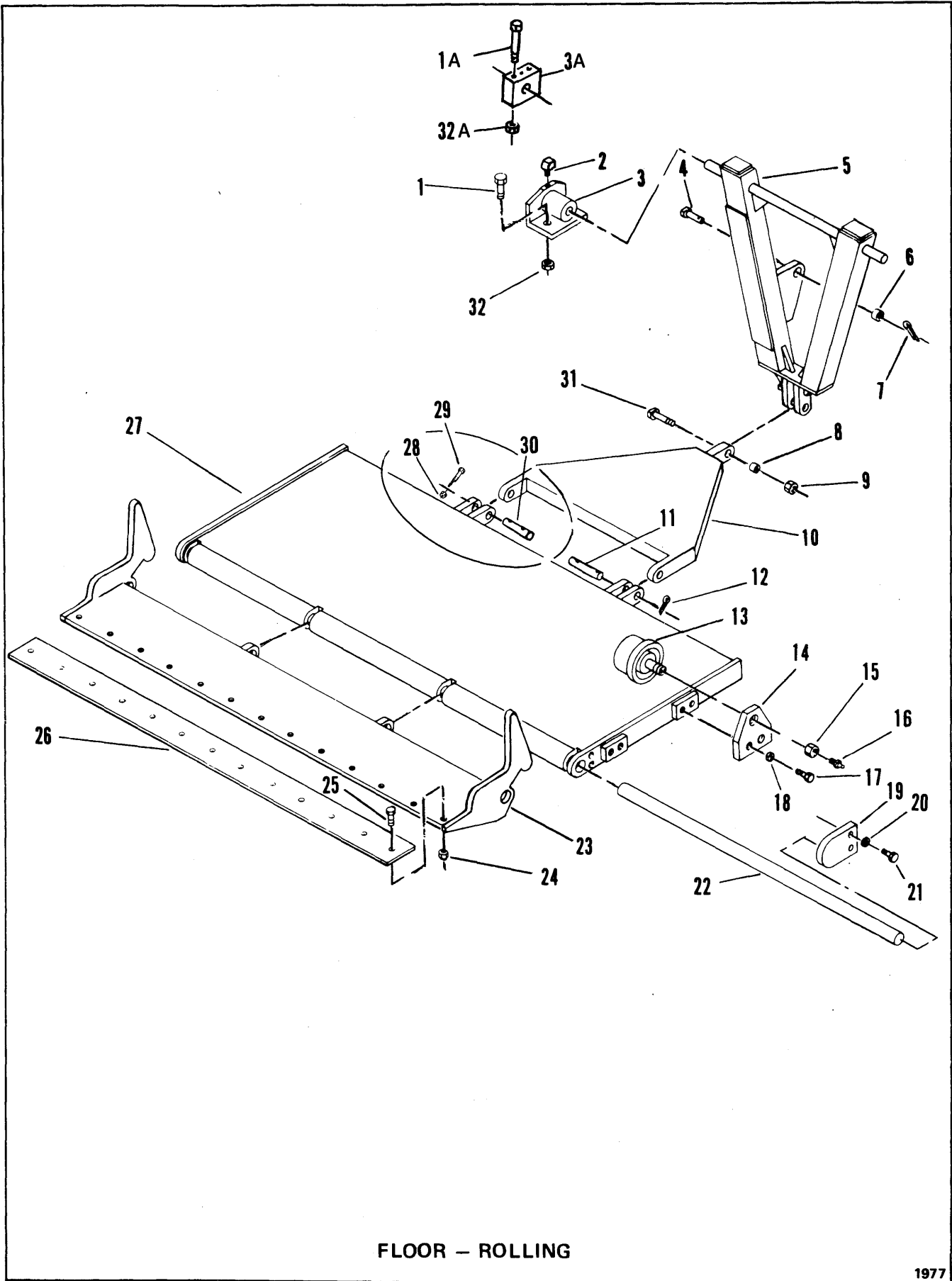
A	1556403	ROLLER, Rolling Floor (Inc.1 thru 7).....	4
---	---------	---	---

NOTE: Four (4) Rollers are used on machine – Quantities listed below are for one (1) Roller.

1	1550756	FITTING, Grease	1
2	1556401	SPACER, Roller	1
3	711406	RING, Bearing Retaining	1
4	1566152	BEARING, Roller	1
5	1556395	AXLE, Roller	1
6	5J-606	KEY, Woodruff	1
7	1556402	ROLLER	1

WHEN ORDERING PARTS, ALWAYS STATE MODEL AND SERIAL NO. OF MACHINE

CLARK EQUIPMENT COMPANY



FLOOR - ROLLING

1977

CLARK EQUIPMENT COMPANY

FLOOR – ROLLING

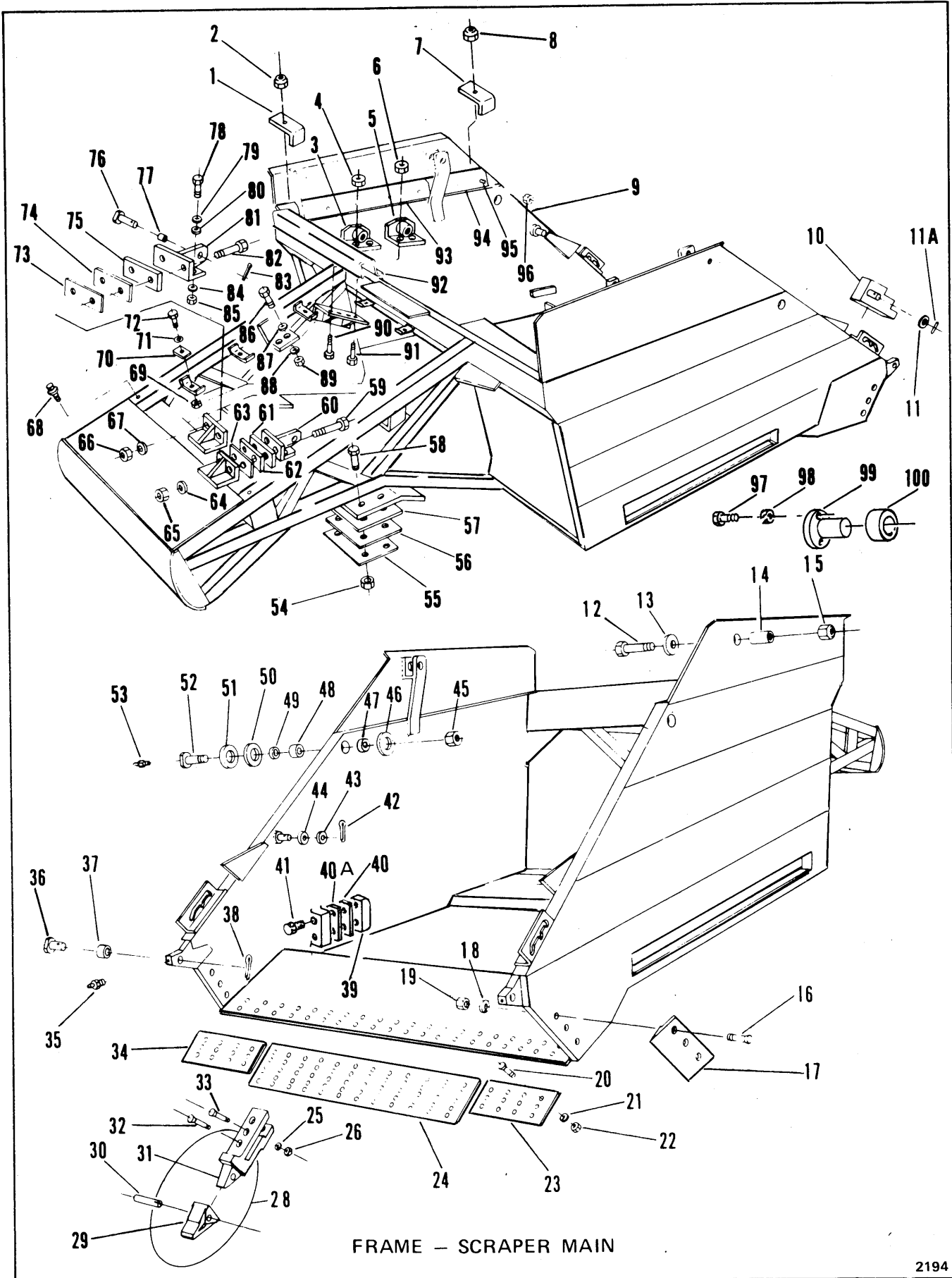
Item	Part No.	Description	Qty.
1	17C-1636	**BOLT (For Serial: 225A-101 thru 239)	4
1A	17C-2096	** BOLT (For Serial: 225A-240 & After)	4
2	26F-01	ADAPTER	2
3	1553690	**RECEIVER – R.H. (For Serial: 225A-101 thru 239)	1
3A	1575995	** RECEIVER – R. H. (For Serial: 225A-240 & After)	1
3B	1553690	**†RECEIVER – L.H. (For Serial: 225A-101 thru 239)	1
3C	1575995	**†RECEIVER – L. H. (For Serial: 225A-240 & After)	1
4	1571282	PIN, Actuator to Cylinder	1
5	1575277	ACTUATOR, Rolling Floor	1
6	1564670	BUSHING	1
7	1F-840	COTTER	1
8	1555857	BUSHING	1
9	60D-22	LOCKNUT	1
10	1556547	YOKE	1
11	1550948	*PIN (2 hole)	2
12	1F-840	*COTTER	4
13	1573369	ROLLER ASSY (Inc. 13A, 14, 15, 16)	4
13A	1556403	ROLLER – See Index	4
14	1573366	PLATE	4
14A	1574814	‡SHIM	—
15	5290493	NUT	4
16	1550756	FITTING, Grease	4
17	17C-1240	BOLT	8
18	4E-12	LKWSHR	8
19	1573325	PLATE, End	2
20	4E-06	LKWSHR	4
21	17C-1240	BOLT	4
22	1573370	BAR, Hinge	1
23	1580703	FRAME, Strike-Off	1
24	59D-08	LOCKNUT	13
25	17C-828	BOLT	13
26	1573368	BLADE, Strike-Off	1
27	1580940	FLOOR, Rolling	1
28	59D-04	*NUT	2
29	17C-432	*BOLT	2
30	1580719	*PIN (1 hole)	2
31	1555882	PIN, Actuator to Yoke	1
32	59D-16	** LOCKNUT (For Serial: 225A-101 thru 239)	4
32A	59D-20	** LOCKNUT (For Serial: 225A-240 & After)	4

†Not Illustrated
‡As Required

*Use where applicable. ** See SG-589

WHEN ORDERING PARTS, ALWAYS STATE MODEL AND SERIAL NO. OF MACHINE

CLARK EQUIPMENT COMPANY



FRAME - SCRAPER MAIN

2194

CLARK EQUIPMENT COMPANY

FRAME – SCRAPER MAIN

Item	Part No.	Description	Qty.	Item	Part No.	Description	Qty.
1	1574821	*CLAMP	2	47	1574790	SPACER	2
2	65D-06	*NUT	2	48	1573309	BUSHING	2
3	-----	OMIT	-	49	1574790	SPACER	2
4	-----	OMIT	-	50	1554857	‡SHIM	-
5	-----	OMIT	-	51	1554856	‡SHIM	-
5A	-----	OMIT	-	52	1554833	PIN	2
6	-----	OMIT	-	53	10H-25	FITTING	2
7	1574821	*CLAMP	2	54	59D-12	NUT (For Serial: 225A-101 thru 305)	8
8	65D-06	*NUT	2	54A	59D-14	NUT (For Serial: 225A-306 & After)	8
9	1582023	FRAME' Scraper Main	1	55	1575359	‡SHIM	-
10	1560945	BLOCK, Adjusting – R.H.	1	56	1575358	‡SHIM	-
10A	1560944	†BLOCK, Adjusting – L. H.	1	57	1574627	‡SHIM	-
11	25E-28	WASHER	2	58	17C-1248	BOLT (For Serial: 225A-101 thru 305)	8
11A	654722	PIN, Roll	2	58A	17C-1448	BOLT (For Serial: 225A-306 & After)	8
12	23C-1696	BOLT (For Serial: 224A-101 thru 239)	2	59	17C-1272	BOLT	2
13	25E-31	WASHER (For Serial: 224A-101 thru 239)	2	60	1579568	HANGER	1
14	1574642	BUSHING (For Serial: 224A-101 thru 239)	2	61	1553884	‡SHIM	-
15	59D-16	NUT (For Serial: 224A-101 thru 239)	2	62	1553885	‡SHIM	-
16	590828	PLOWBOLT	6	63	1553887	‡SHIM	-
17	1573685	BLADE, Router	2	64	1574492	WASHER	2
18	4E-12	LKWSHR	6	65	59D-12	NUT	2
19	61D-12	NUT	6	66	59D-12	NUT	2
20	1552071	PLOWBOLT	40	67	1574492	WASHER	2
21	4E-12	LKWSHR	40	68	1550938	BOLT	2
22	61D-12	NUT	40	69	17D-01	NUT	1
23	1574828	BLADE	1	70	1554860	PLATE	1
24	1574827	BLADE	1	71	25E-14	WASHER	1
25	4E-12	LKWSHR	12	72	17C-416	BOLT	1
26	61D-12	NUT (Inc w/33)	12	73	1553884	‡SHIM	-
27	-----	OMIT	-	74	1553885	‡SHIM	-
28	1572837	CHISEL ASSY (Inc 29 thru 31) ..	4	75	1553887	‡SHIM	-
29	1572836	POINT, Wear (Inc w/28)	4	76	1571282	PIN	2
30	1572890	PIN (Inc w/28)	4	77	1564670	BUSHING	2
31	-----	§ SHANK (Inc w/28)	4	78	17C-1248	BOLT	4
32	562741	PLOWBOLT (Inc 32B)	4	79	1574492	WASHER	4
32A	4E-12	†LKWSHR	4	80	1574492	WASHER	4
32B	61D-12	†NUT	4	81	1579598	HANGER	1
33	562741	PLOWBOLT (Inc 26)	8	82	17C-1256	BOLT	2
34	1574828	BLADE	1	83	1F-840	COTTER	2
35	10H-25	FITTING	2	84	1574592	WASHER	4
36	1571282	PIN	2	85	59D-16	NUT	4
37	1564670	BUSHING	2	86	17C-620	BOLT	4
38	1F-836	COTTER	2	87	25E-16	WASHER	4
39	1579829	BLOCK, Tapped	2	88	4E-06	LKWSHR	4
40	1579830	‡SHIM (.1250)	-	89	61D-06	NUT	4
40A	1579828	‡SHIM (.0625)	-	90	-----	OMIT	-
41	1575463	BOLT	6	91	-----	OMIT	-
42	1F-1648	COTTER	2	92	1578569	**GUARD, Tube – L.H.	1
43	25E-49	WASHER (For Serial: 224A-101 thru 236)	2	92A	1578570	†**GUARD, Tube – R.H.	1
43A	1581075	†WASHER (For Serial: 224A-237 & After)	2	93	1581282	**COVER, L. H.	1
44	1561002	BUSHING (For Serial: 224A-101 thru 236)	2	93A	1581286	†**COVER, R. H.	1
44A	1581074	†BUSHING (For Serial: 224A-237 & After)	2	94	1581279	**COVER, L. H.	1
45	65D-24	NUT	2	94A	1581284	†**COVER, R. H.	1
46	1554832	WASHER	2	95	17C-632	**BOLT	14
				96	65D-06	**NUT	14
				97	17C-820	***BOLT	4
				98	4E-08	***LKWSHR	4
				99	1572590	***PIN	2
				100	1574465	***BEARING	2

*NOTE: For Serial: 225A-101 thru 225A-135 & 225A-140

**NOTE: For Serial: 225A-135 & After except 225A-140.

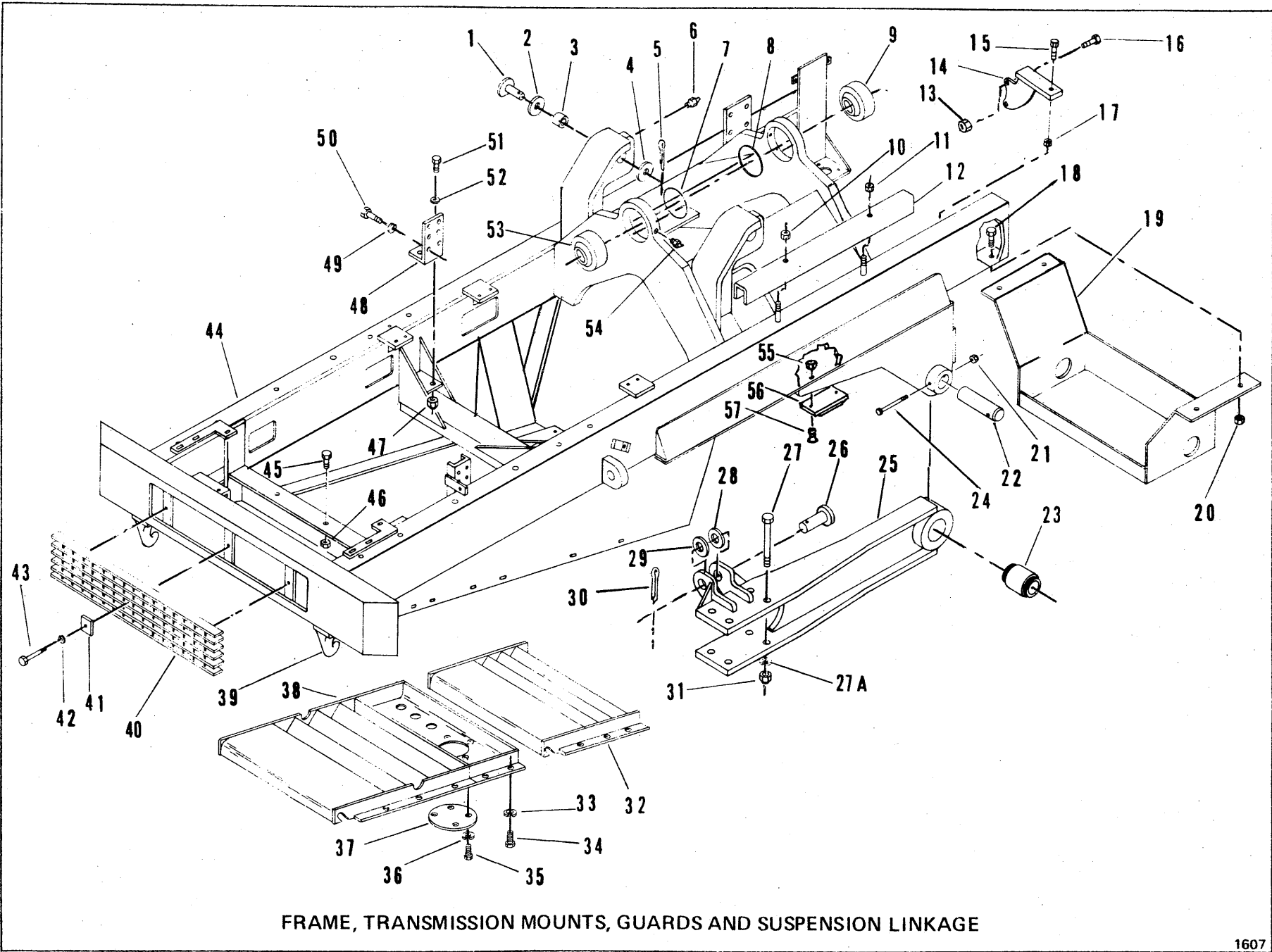
***NOTE: For Serial: 224A-240 & After

† Not Illustrated

‡ As Required

§ Not Sold Separately

WHEN ORDERING PARTS, ALWAYS STATE MODEL AND SERIAL NO. OF MACHINE



FRAME, TRANSMISSION MOUNTS, GUARDS AND SUSPENSION LINKAGE

CLARK EQUIPMENT COMPANY

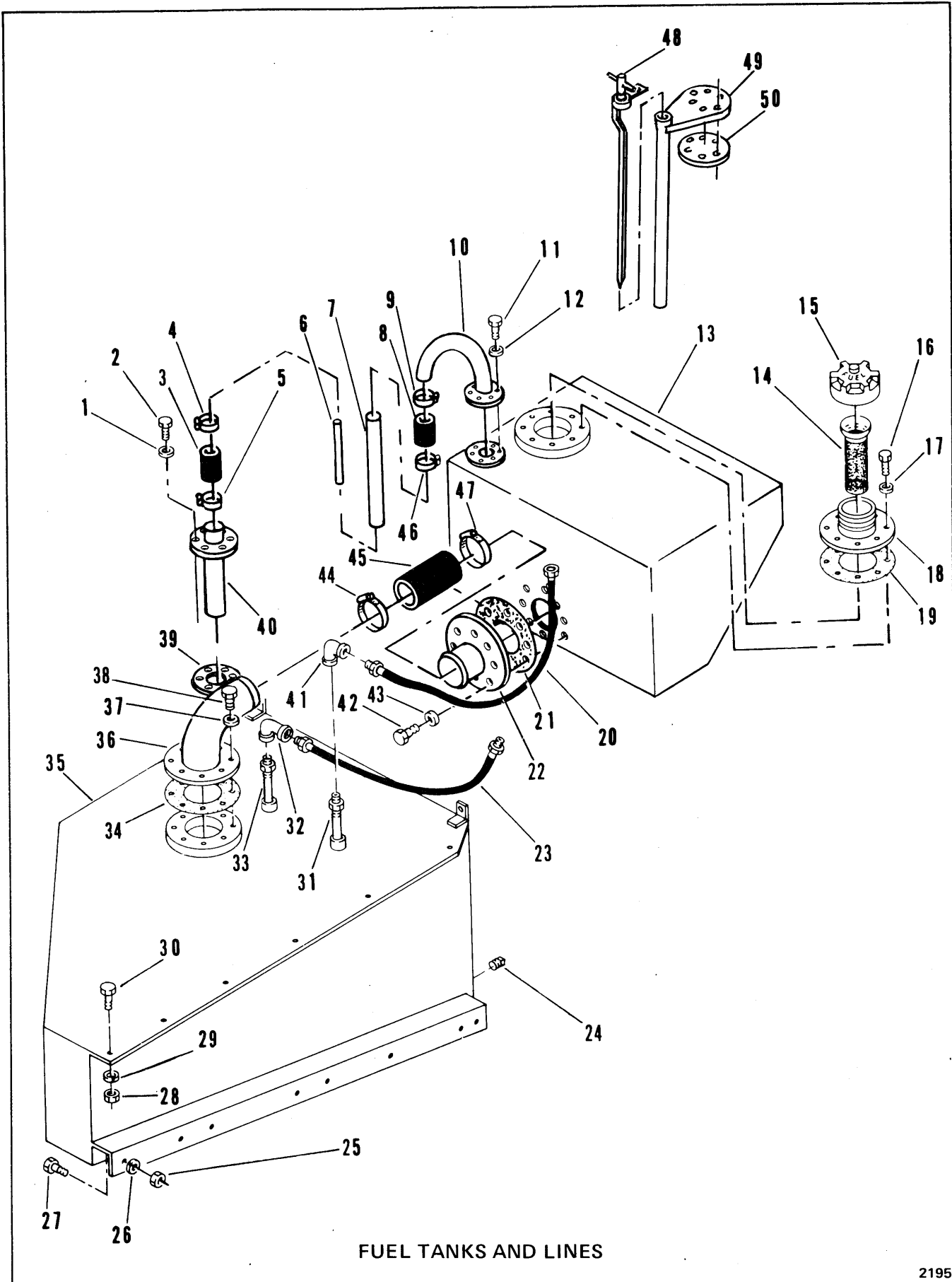
FRAME—TRANSMISSION MOUNTS—GUARDS AND SUSPENSION LINKAGE—TRACTOR

Item	Part No.	Description	Qty.	Item	Part No.	Description	Qty.
1	1573983	PIN	2	25E	1582013	†ARM, Suspension—R.H. (Inc. 23A) (For Serial: 224A-237 & After)	1
2	----	SPACER (See Suspension Cylinder)	2	26	1573983	PIN	2
3	----	BUSHING (See Suspension Cyl.)....	2	27	1582015	BOLT	8
4	----	SPACER(See Suspension Cylinder)	2	27A	1577320	WASHER	8
5	1F-632	COTTER	2	28	----	SPACER (See Suspension Cylinder)....	1
6	10H-25	FITTING, Grease	2	29	----	SPACER (See Suspension Cylinder)....	1
7	104450	SEAL—Front	1	30	1F-632	COTTER	2
8	104450	SEAL—Rear	1	31	1577321	NUT	8
9	1301478	BUSHING—Rear	1	32	1565036	PAN, Rear Belly	1
10	59D-06	NUT	1	33	655631	LKWSHR	18
11	59D-06	NUT	1	34	17C-720	BOLT	18
12	1568499	COVER	1	35	176616	BOLT	4
13	60D-16	NUT	8	36	4E-06	LKWSHR	4
14	1571025	MOUNT, Transmission	2	37	1559738	PLATE, Inspection	1
14A	1571023	†MOUNT, Transmission	2	38	1578376	PAN, Front Belly	1
15	18C-1656	BOLT	4	39	1555525	HOOK, Tow	2
16	18C-1656	BOLT	8	40	1576815	GRILLE	1
17	60D-16	NUT	4	41	1544899	CLAMP	3
18	17C-1028	BOLT, Transmission Guard	4	42	4E-08	LKWSHR	3
19	1572253	GUARD, Transmission	1	43	18C-828	BOLT	3
20	59D-12	NUT	4	44	1575591	FRAME, Main (For Serial: 224A- 101 thru 208)	1
21	60D-08	NUT	2	44A	1579067	†FRAME, Main (For Serial: 224A- 209 & After)	1
22	572876	PIN	2	45	17C-1040	BOLT	2
23	1572551	BUSHING (For Serial: 224A-101 thru 208)	2	46	59D-08	NUT	2
23A	106750	†BUSHING (For Serial: 224A-209 & After)	2	47	59D-08	NUT	4
24	18C-896	BOLT	2	48	1527092	MOUNT, Engine	2
25	1576111	ARM, Suspension—L. H. (Inc. 23) (For Serial: 224A-101 thru 208)	1	49	4E-10	LKWSHR	8
25A	1577760	†ARM, Suspension—L.H. (Inc. 23A) (For Serial: 209 thru 236)	1	50	17C-1024	BOLT	8
25B	1582014	†ARM, Suspension—L.H. (Inc. 23A) (For Serial: 224A-237 & After) ...	1	51	17C-1024	BOLT	4
25C	1576112	†ARM, Suspension—R. H. (Inc. 23) (For Serial: 224A-101 thur 208)	1	52	616800	LKWSHR	4
25D	1577759	†ARM, Suspension—R.H. (Inc. 23A) (For Serial: 224A-209 thru 236)	1	53	1301478	BUSHING—Front	1
				54	10H-25	FITTING, Grease	2
				55	59D-10	NUT	4
				56	1543010	BUMPER	2
				57	9G-1028	BOLT	4

†Not Illustrated

WHEN ORDERING PARTS, ALWAYS STATE MODEL AND SERIAL NO. OF MACHINE

CLARK EQUIPMENT COMPANY



FUEL TANKS AND LINES

2195

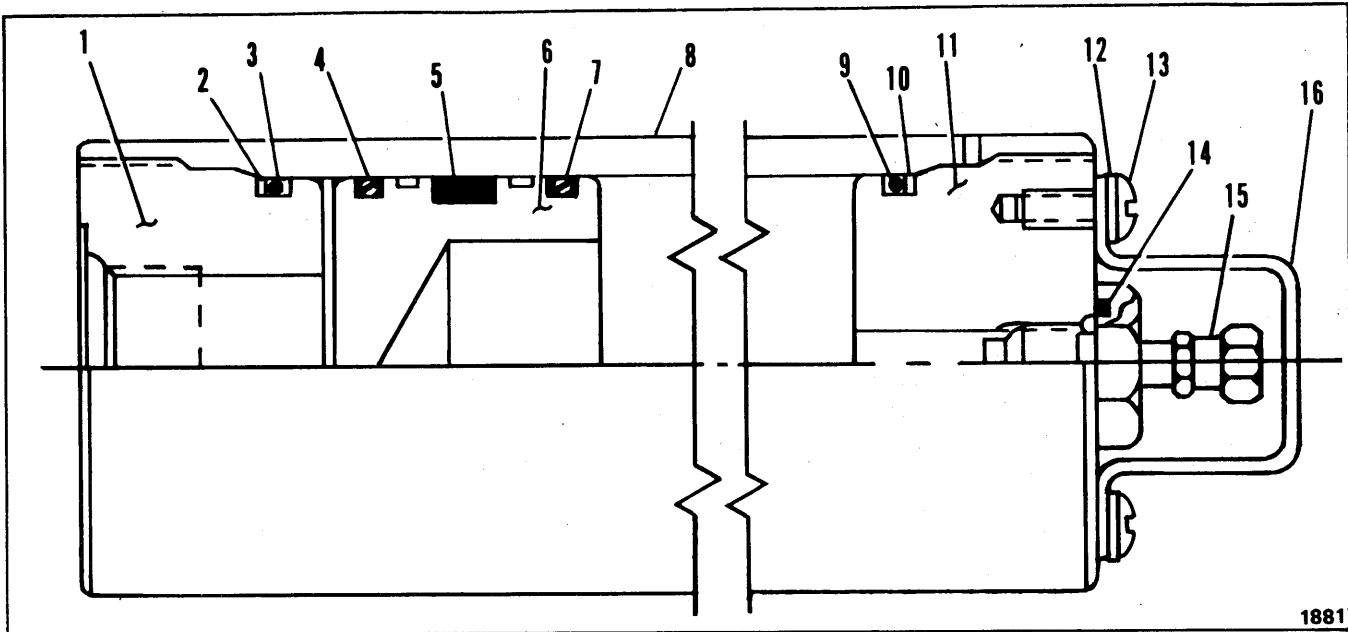
CLARK EQUIPMENT COMPANY

FUEL TANKS AND LINES

Item	Part No.	Description	Qty.
1	4E-06	WASHER	6
2	17C-612	BOLT	6
3	536749	HOSE	1
4	43H-1162	CLAMP	1
5	43H-1162	CLAMP	1
6	1572199	FLOAT, (For Serial: 224A-101 thru 224A-229)	1
7	1572146	TUBE (For Serial: 224A-101 thru 224A-229)	1
8	536749	HOSE (For Serial: 224A-101 thru 224A-229)	1
9	43H-1162	CLAMP (For Serial: 224A-101 thru 224A-229)	1
10	1573230	TUBE (For Serial: 224A-101 thru 224A-229)	1
11	17C-612	BOLT	6
12	4E-06	WASHER	6
13	1571032	TANK, Auxiliary Fuel	1
14	943957	STRAINER, Fuel Tank	1
15	1558644	CAP, Fuel	1
16	17C-612	BOLT	8
17	4E-06	WASHER	8
18	1575353	NECK, Filler	1
19	1557962	GASKET	1
20	1567103	HOSE	1
21	1577403	GASKET	1
22	1573223	TUBE	1
23	1572117	HOSE	1
24	200216	PLUG, Magnetic	1
25	59D-06	NUT	8
26	25E-18	WASHER	8
27	17C-620	BOLT	8
28	59D-06	NUT	8
29	25E-18	WASHER	8
30	17C-612	BOLT	8
31	1558645	TUBE	1
32	25K-204	ELBOW	1
33	1558645	TUBE	1
34	1557962	GASKET	1
35	1574431	TANK, Fuel	1
36	1573242	TUBE	1
37	4E-06	WASHER	8
38	17C-612	BOLT	8
39	1577180	GASKET	1
40	1571217	TUBE	1
41	1550958	ELBOW	1
42	17C-612	BOLT	8
43	4E-06	WASHER	8
44	547769	CLAMP	1
45	1574884	HOSE	1
46	43H-1162	CLAMP (For Serial: 224A-101 thru 224A-229)	1
47	547769	CLAMP	1
48	1582561	DIPSTICK, Fuel (For Serial: 224A-230 & After)	1
49	1532543	HOUSING, Dipstick (For Serial: 224A-230 & After)	1
50	1580938	GASKET (For Serial: 224A-230 & After)	1

WHEN ORDERING PARTS, ALWAYS STATE MODEL AND SERIAL NO. OF MACHINE

CLARK EQUIPMENT COMPANY



ACCUMULATOR – ELEVATOR

Item	Part No.	Description	Qty.
A	1579134	*ACCUMULATOR ASSY (2.75 DIAM.) (Inc. 1 thru 16)	1
B	1580648	KIT, Seal (Inc. 2, 3, 4, 5, 7, 9, 10) ...	1
1	1580654	CAP	1
2	----	§ WASHER, Back-Up – See "B"	1
3	----	§ O-RING – See "B"	1
4	1580649	RING – See "B"	1
5	----	§ V-O Ring – See "B"	1
6	1580652	PISTON	1
7	1580649	RING – See "B"	1
8	----	** § CYLINDER	1
9	----	§ O-RING – See "B"	1
10	----	§ WASHER, Back-Up – See "B"	1
11	1580653	CAP, Gas	1
12	17E-10	WASHER	2
13	85G-1008	SCREW	2
14	----	§ O-RING	1
15	1580650	VALVE (Inc. 14, 15A)	1
15A	----	§ † O-RING	1
16	1580655	PROTECTOR	1

§ Not Sold Separately

† Not Illustrated

*NOTE: For complete replacement use 1582769 Accumulator plus two (2) 1315861 Clamps, one (1) 1582767 Bracket and one (1) 1582768 Bracket.

**NOTE: For complete replacement use 1582769 Accumulator plus two (2) 1315861 Clamps, one (1) 1582767 Bracket and one (1) 1582768 Bracket.

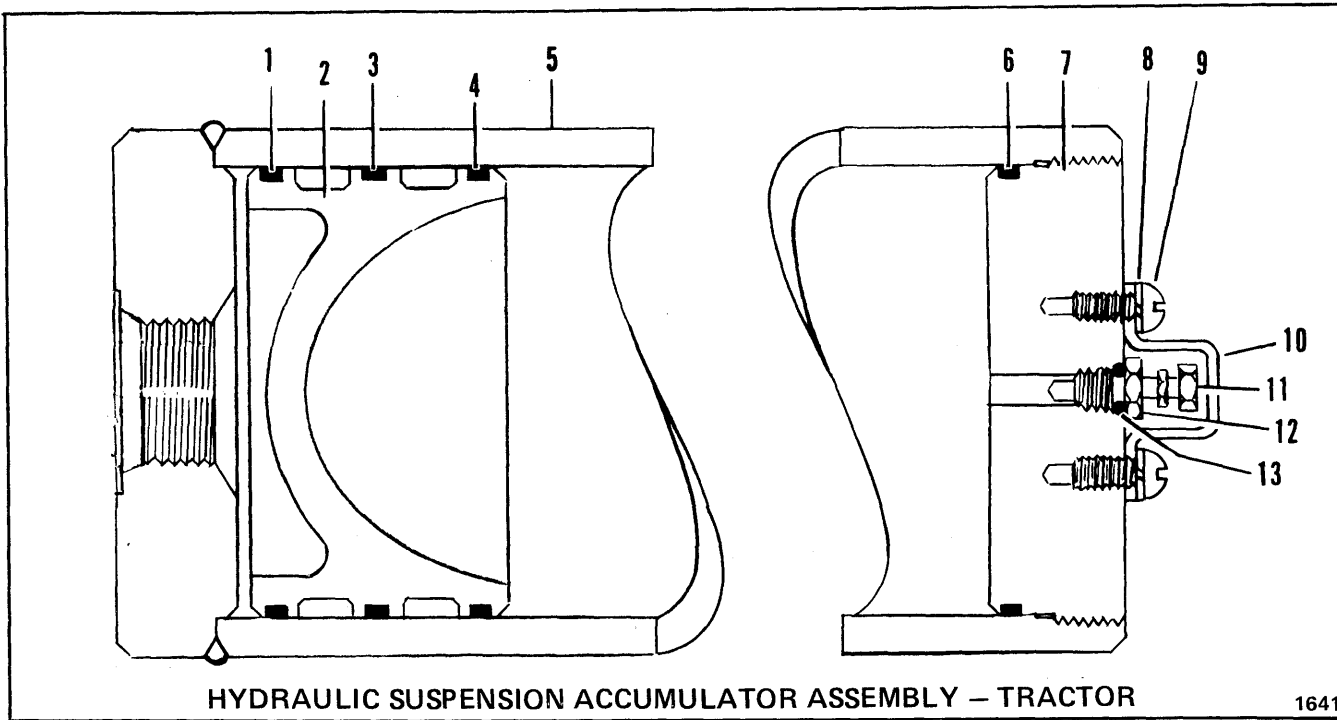
Item	Part No.	Description	Qty.
A	1582769	ACCUMULATOR ASSY (3.25 DIAM.) (Inc. 1 thru 16)	1
B	1580648	KIT, Seal (Inc. 2, 3, 4, 5, 7, 9, 10) ...	1
1	1580654	CAP	1
2	----	§ WASHER, Back-Up – See "B"	1
3	----	§ O-RING – See "B"	1
4	1580649	RING – See "B"	1
5	----	§ V-O Ring – See "B"	1
6	1580652	PISTON	1
7	1580649	RING – See "B"	1
8	----	§ CYLINDER	1
9	----	§ O-RING – See "B"	1
10	----	§ WASHER, Back-Up – See "B"	1
11	1580653	CAP, Gas	1
12	17E-10	WASHER	2
13	85G-1008	SCREW	2
14	----	§ O-RING	1
15	1580650	VALVE (Inc. 14, 15A)	1
15A	----	§ † O-RING	1
16	1580655	PROTECTOR	1

§ Not Sold Separately

† Not Illustrated

WHEN ORDERING PARTS, ALWAYS STATE MODEL AND SERIAL NO. OF MACHINE

CLARK EQUIPMENT COMPANY



HYDRAULIC SUSPENSION ACCUMULATOR ASSEMBLY – TRACTOR

1641

CAUTION

This is a Gas Pressurized System

Do not disconnect any part of system without first relieving accumulator pressure. To release pressure, back off suspension system relief valve screw until suspension arms are resting on their stops (with engine down).

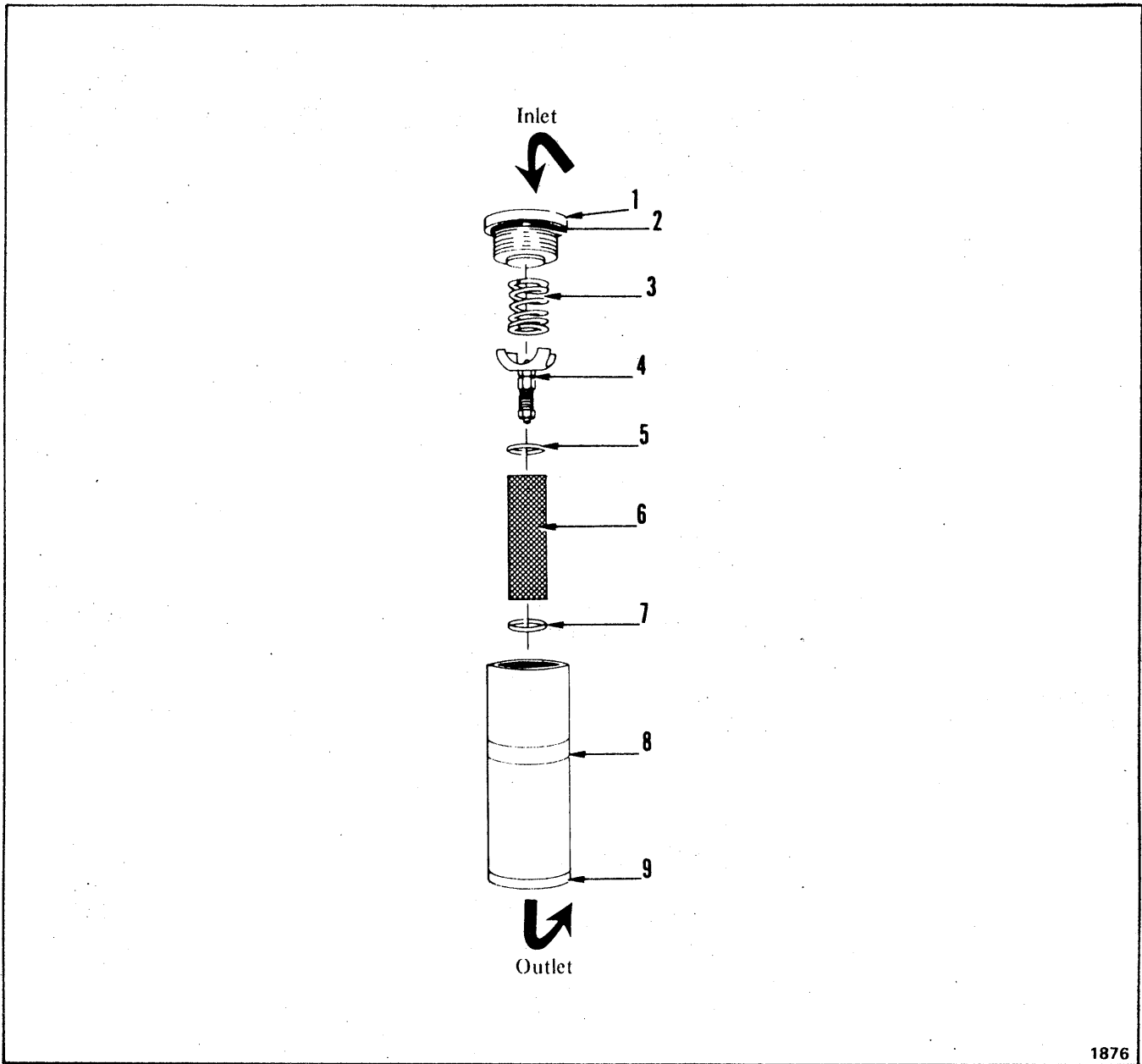
Before attempting to service components of accumulator, release gas by unscrewing gas valve until gas begins to escape through safety hole. When pressure is relieved, remove gas valve.

Item	Part No.	Description	Qty.
A	529792	ACCUMULATOR ASSY (Inc 1 thru 15)	1
B	949325	REPAIR KIT, Accumulator (Inc 3, 5, 6, 8, 13, 13A, 14A, 15)	1
1	----	§ RING, Piston Wear (See 'B')	1
2	----	§ PISTON (See 'A')	1
3	----	§ "O" RING, Piston (See 'B')	1
4	----	§ RING, Piston Wear (See 'B')	1
5	----	§ CYLINDER (See 'A')	1
6	----	§ "O" RING, Cylinder Cap (See 'B')	1
7	944746	CAP, Cylinder	1
8	4E-06	LKWSHR, Gas Valve Protector	2
9	89G-610	SCREW, Gas Valve Protector	2
10	944744	CAP, Gas Valve Protector	1
11	----	§ CAP, Gas Valve (See 'B')	1
11A	----	† § CAP, Gas Valve Core Remover (See 'B')	1
12	944745	VALVE ASSY, Gas (Inc 13, 14A)	1
12A	----	† § CORE, Gas Valve (See 'B')	1
13	----	§ "O" RING, Gas Valve (See 'B')	1

† Not Illustrated
 § Not Sold Separately

WHEN ORDERING PARTS, ALWAYS STATE MODEL AND SERIAL NO. OF MACHINE

CLARK EQUIPMENT COMPANY



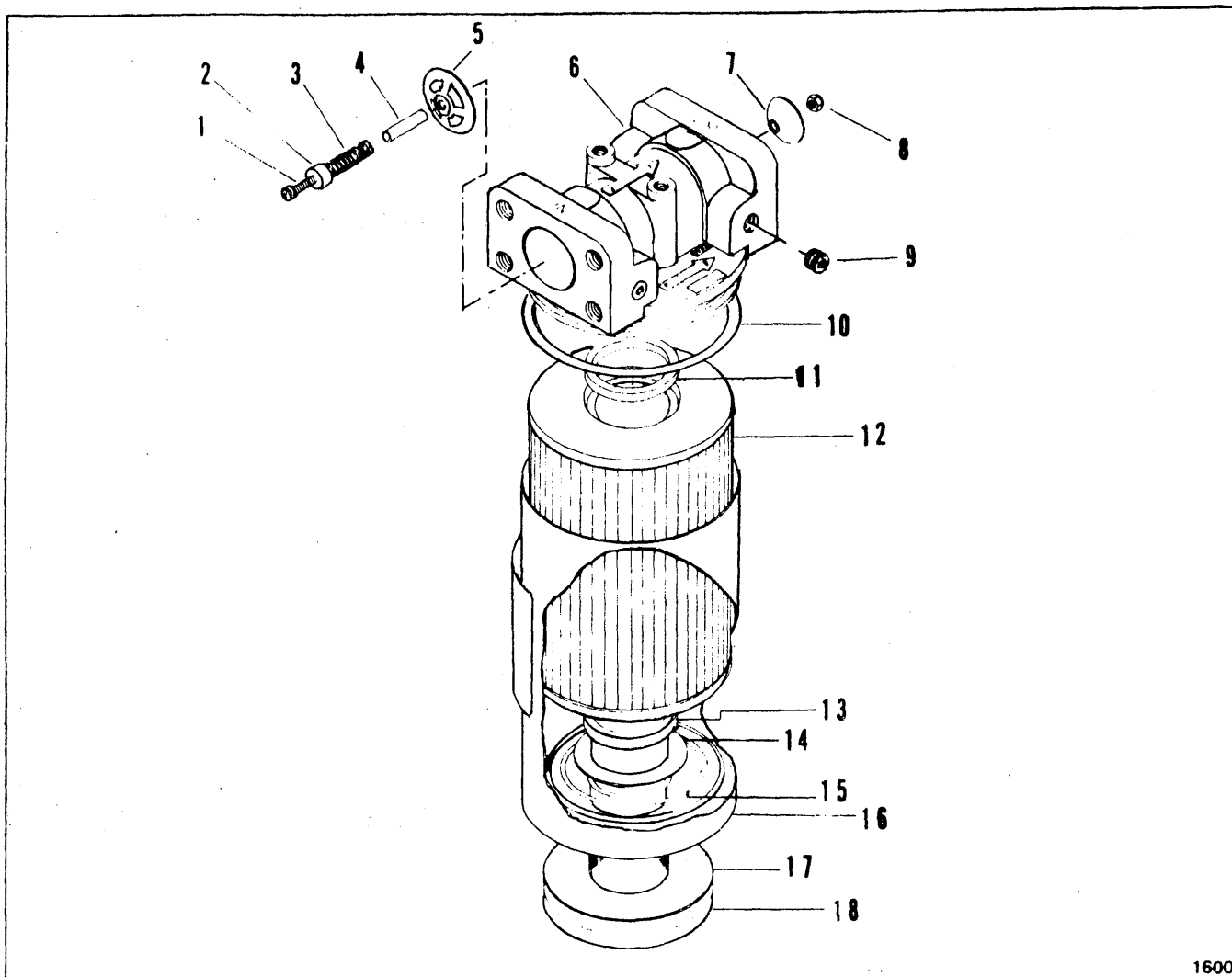
FILTER – INLINE SUSPENSION

Item	Part No.	Description	Qty.
A	573071	FILTER ASSY (Inc. 1 thru 9A)	1
1	960206	CAP	1
2	944640	O-RING	1
3	960205	SPRING	1
4	960204	VALVE ASSY, Relief	1
5	960203	GASKET	1
6	949543	ELEMENT (40 Micron)	1
7	960203	GASKET	1
8	960207	BARREL	1
9	960206	CAP	1
9A	944640	†O-RING	1

†Not Illustrated

WHEN ORDERING PARTS, ALWAYS STATE MODEL AND SERIAL NO. OF MACHINE

CLARK EQUIPMENT COMPANY



1600

HYDRAULIC – FILTER ASSEMBLY

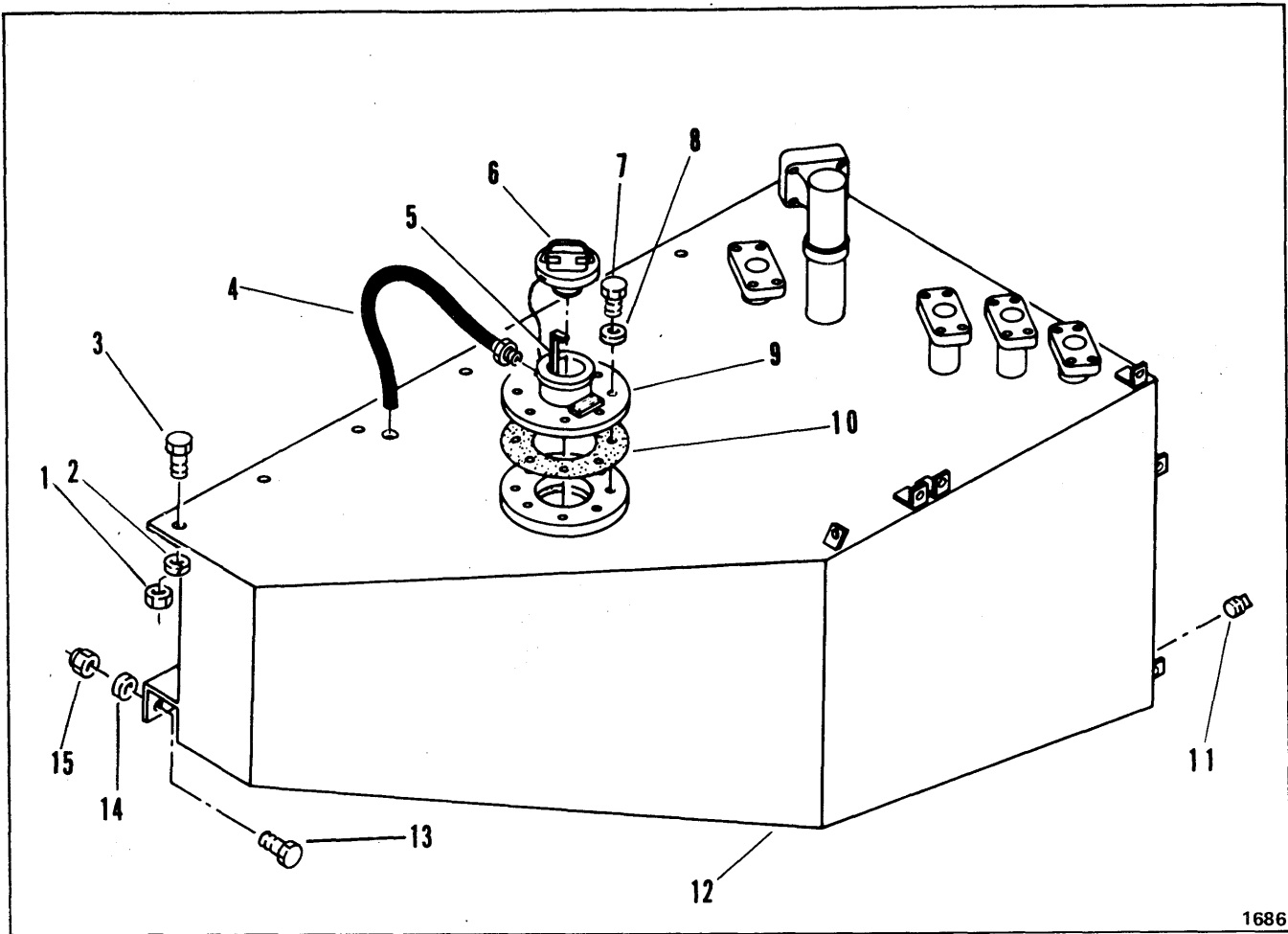
Item	Part No.	Description	Qty.
A	1577602	FILTER ASSY (Inc. 1 thru 18)	1
B	948983	ELEMENT KIT, Major (Inc. 10, 11, 12, 13, 14 & 17)	1
C	1566622	ELEMENT KIT, Minor (Inc. 11, 12 & 14)	1
D	1578130	BYPASS KIT (Inc. 1 thru 5, 7 & 8)	1
1	----	§ SCREW, Bypass – See “D”	1
2	----	§ CAP, Stem Bypass – See “D”	1
3	----	§ SPRING, Bypass – See “D”	1
4	----	§ SPACER, Bypass – See “D”	1
5	----	GUIDE, Bypass – See “D”	1
6	----	HEAD – See “A”	1

Item	Part No.	Description	Qty.
7	----	VALVE, Bypass – See “D”	1
8	----	LOCKNUT, Bypass – See “D”	1
9	16F-02	PLUG.....	2
10	25K-60412	O-Ring – See “B”	1
11	----	SEAL – See “B”	1
12	----	ELEMENT – See “B”	1
13	----	SEAL – See “B”	1
14	1566619	WASHER	1
15	896152	SPRING, Conical	1
16	1567065	HOUSING	1
17	1567066	GASKET – See “B”	1
18	896153	POST, Center	1

§ Not Sold Separately

WHEN ORDERING PARTS, ALWAYS STATE MODEL AND SERIAL NO. OF MACHINE

CLARK EQUIPMENT COMPANY

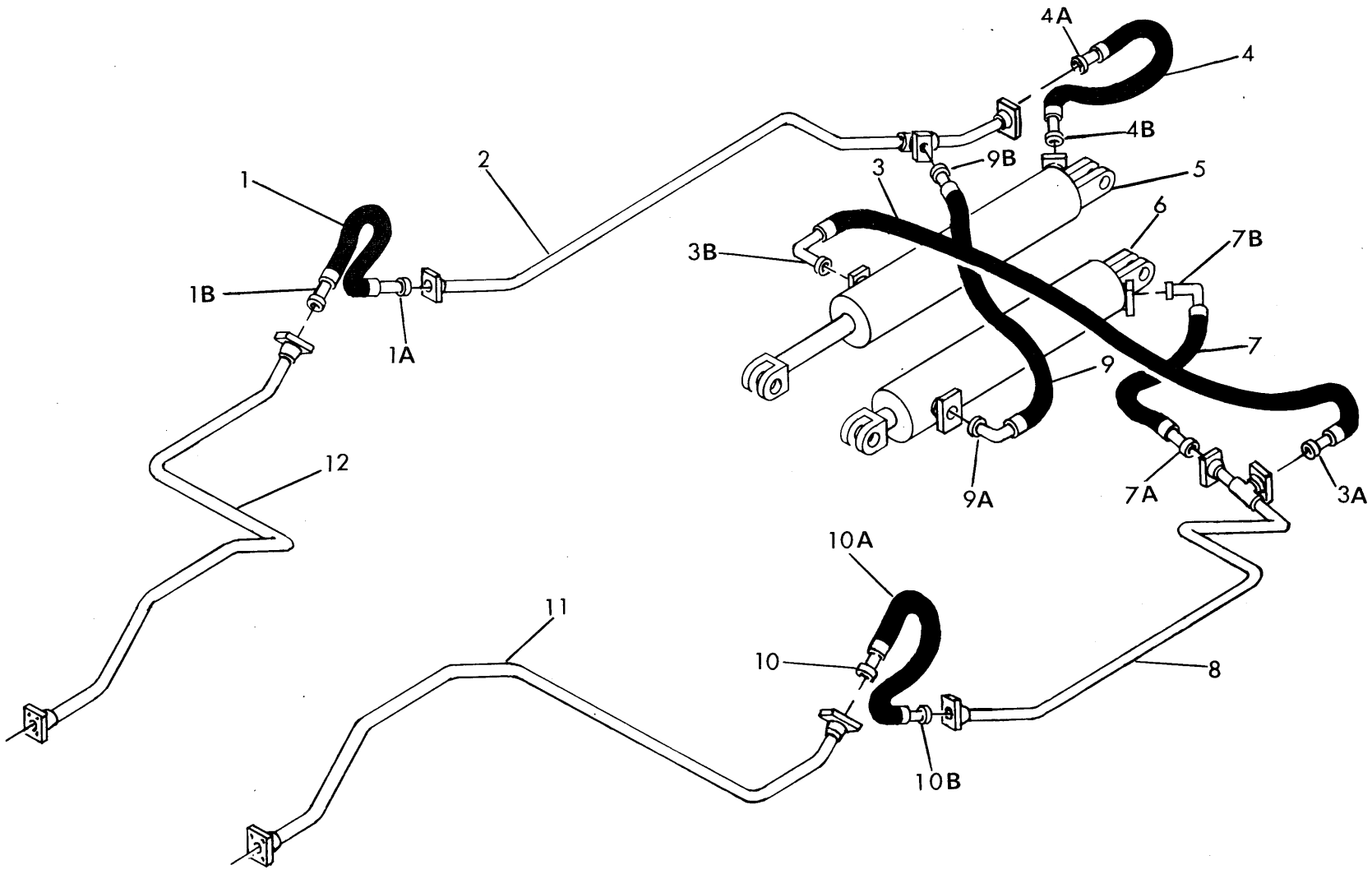


1686

HYDRAULIC OIL RESERVOIR

Item	Part No.	Description	Qty.
1	59D-08	NUT	8
2	4E-08	LKWSHR	8
3	17C-820	BOLT	8
4	1567156	HOSE	1
5	1558674	DIPSTICK	1
6	554843	CAP	1
7	17C-612	BOLT	8
8	4E-06	WASHER	8
9	1578330	FILLER ASSY	1
10	1557962	GASKET	1
11	200216	PLUG, Magnetic	1
12	1574448	TANK, Hydraulic.....	1
13	17C-620	BOLT	8
14	25E-14	WASHER	8
15	59D-08	LOCKNUT	8

WHEN ORDERING PARTS, ALWAYS STATE MODEL AND SERIAL NO. OF MACHINE



HYDRAULIC SYSTEM - EJECTION

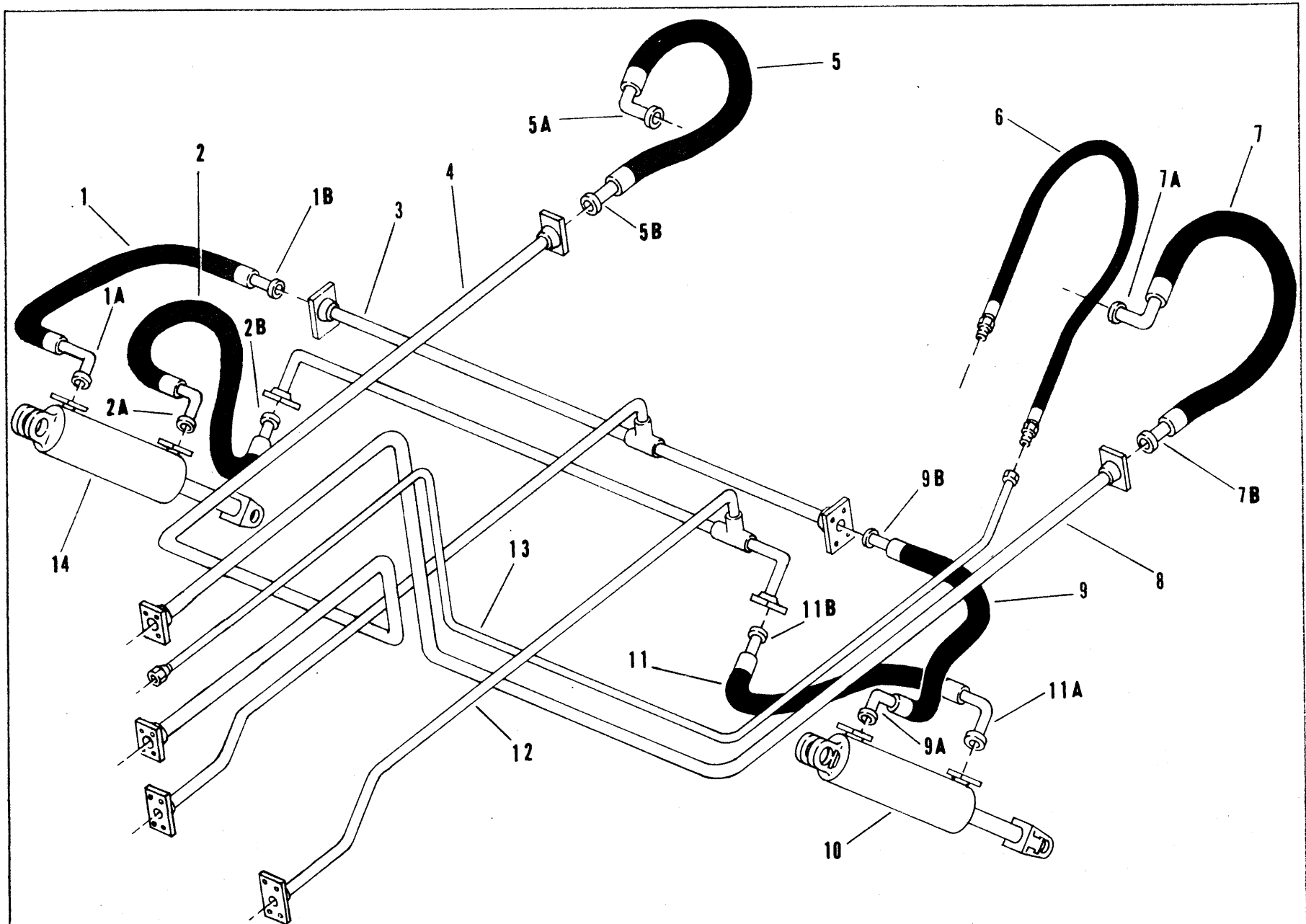
CLARK EQUIPMENT COMPANY

HYDRAULIC SYSTEM – EJECTION

Item	Part No.	Description	Qty.
1	1562536	HOSE	1
1A	----	FLANGE, Split – See Group "A"	-
1B	----	FLANGE, Split – See Group "A"	-
2	1582038	TUBE ASSY	1
3	1562536	HOSE	1
3A	----	FLANGE, Split – See Group "A"	-
3B	----	FLANGE, Split – See Group "A"	-
4	1562536	HOSE	1
4A	----	FLANGE, Split – See Group "A"	-
4B	----	FLANGE, Split – See Group "A"	-
5	----	CYLINDER, Rolling Door – See Index	1
6	----	CYLINDER, Endgate – See Index	1
7	1562536	HOSE	1
7A	----	FLANGE, Split – See Group "A"	-
7B	----	FLANGE, Split – See Group "A"	-
8	1582034	TUBE ASSY	1
9	1562536	HOSE	1
9A	----	FLANGE, Split – See Group "A"	-
9B	----	FLANGE, Split – See Group "A"	-
10	1562536	HOSE	1
10A	----	FLANGE, Split – See Group "A"	-
10B	----	FLANGE, Split – See Group "A"	-
11	1574507	TUBE ASSY	1
12	1574509	TUBE ASSY	1

GROUP	FLANGE HALF	O-RING	BOLT	LKWSHR	SIZE
No. Req'd Per Connection	2	1	4	4	
A	19J-12	58K-214	17C-620	4E-06	¾
B					

WHEN ORDERING PARTS, ALWAYS STATE MODEL AND SERIAL NO. OF MACHINE



HYDRAULIC SYSTEM -- LIFT AND ELEVATOR-- SCRAPER YOKE

CLARK EQUIPMENT COMPANY

HYDRAULIC SYSTEM – LIFT AND ELEVATOR – SCRAPER YOKE

Item	Part No.	Description	Qty.
1	1564841	HOSE, Lift	1
1A	-----	FLANGE, Split – See Group "A"	-
1B	-----	FLANGE, Split – See Group "A"	-
2	1562536	HOSE, Lift	1
2A	-----	FLANGE, Split – See Group "A"	-
2B	-----	FLANGE, Split – See Group "A"	-
3	1574501	TUBE ASSY	1
4	1574503	TUBE ASSY	1
5	1564690	HOSE, Elevator	1
5A	-----	FLANGE, Split – See Group "B"	-
5B	-----	FLANGE, Split – See Group "B"	-
6	1566957	HOSE, Drain	1
7	1564690	HOSE, Elevator	1
7A	-----	FLANGE, Split – See Group "B"	-
7B	-----	FLANGE, Split – See Group "B"	-
8	1574506	TUBE ASSY	1
9	1564841	HOSE, Lift	1
9A	-----	FLANGE, Split – See Group "A"	-
9B	-----	FLANGE, Split – See Group "A"	-
10	-----	CYLINDER, Lift – See Index	1
11	1562536	HOSE, Lift	1
11A	-----	FLANGE, Split – See Group "A"	-
11B	-----	FLANGE, Split – See Group "A"	-
12	1574500	TUBE ASSY	1
13	1574508	TUBE ASSY	1
14	-----	CYLINDER, Lift – See Index	1

GROUP	FLANGE HALF	O-RING	BOLT	LKWSHR	SIZE
No. Req'd Per Connection	2	1	4	4	
A	19J-12	58K-214	17C-620	4E-06	¾
B	20J-16	58K-219	17C-728	4E-07	1
C					

WHEN ORDERING PARTS, ALWAYS STATE MODEL AND SERIAL NO. OF MACHINE

CLARK EQUIPMENT COMPANY

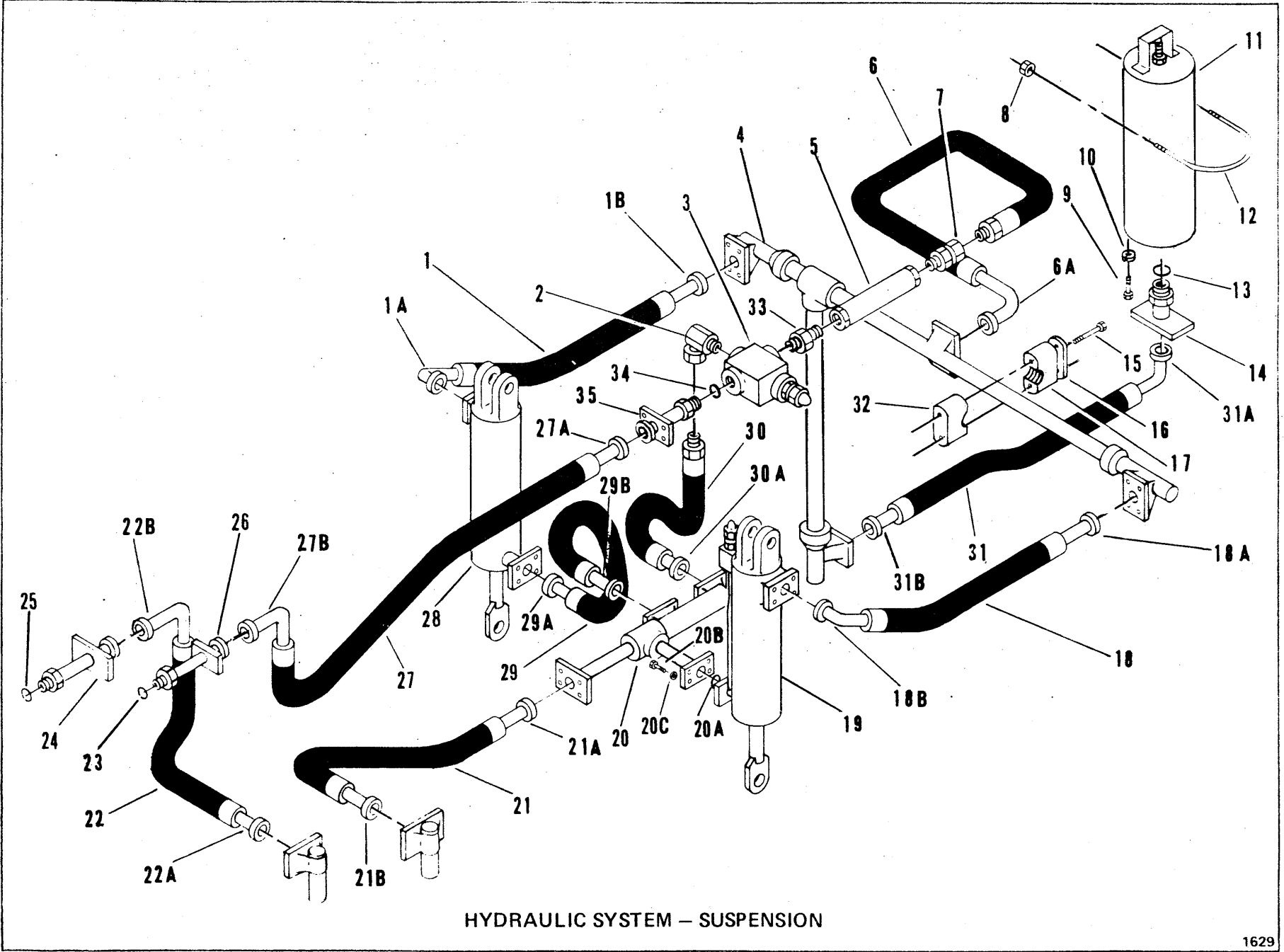
HYDRAULIC SYSTEM – STEERING

Item	Part No.	Description	Qty.
1	1562536	HOSE, Tube to Cylinder	1
1A	-----	FLANGE, Split – See Group "A"	—
1B	-----	FLANGE, Split – See Group "A"	—
2	-----	STEERING CYLINDER ASSY – See Index	1
3	1562536	HOSE, Tube to Cylinder	1
3A	-----	FLANGE, Split – See Group "A"	—
3B	-----	FLANGE, Split – See Group "A"	—
4	1581969	TUBE, Steering – R.H.	1
5	1581972	TUBE, Steering – L.H.	1
6	1562536	HOSE, Tube to Cylinder	1
6A	-----	FLANGE, Split – See Group "A"	—
6B	-----	FLANGE, Split – See Group "A"	—
7	-----	STEERING CYLINDER ASSY – See Index	1
8	17C-628	BOLT	4
9	4E-06	LKWSHR	4
10	1562536	HOSE, Tube to Cylinder	1
10A	-----	FLANGE, Split – See Group "A"	—
10B	-----	FLANGE, Split – See Group "A"	—
11	1564714	HOSE	1
11A	-----	FLANGE, Split – See Group "A"	—
11B	-----	FLANGE, Split – See Group "B"	—
12	1567216	CLAMP	2
13	4E-06	LKWSHR	4
14	17C- 648	BOLT.....	4
15	1567216	CLAMP	2
16	362653	ADAPTER (Inc. 16A)	1
16A	91F-06	†O-RING	1
17	1551317	HOSE.....	1
18	690279	ADAPTER (Inc. 18A)	1
18A	91F-06	†O-RING	1
19	-----	PUMP, Steering– (See Index)	1
20	690279	ADAPTER (Inc. 20A)	1
20A	91F-06	†O-RING	1
21	1550861	HOSE	1
22	1580922	TUBE	1
22A	17C-824	BOLT	4
22B	4E-08	LKWSHR	4
23	1564710	HOSE	1
23A	-----	FLANGE, Split – See Group "C"	—
23B	-----	†FLANGE, Split – See Group "C"	—
24	-----	VALVE, Steering – See Index	1
25	362653	ADAPTER (Inc. 25A)	1
25A	91F-06	†O-RING	1
26	1564714	HOSE	1
26A	-----	FLANGE, Split – See Group "A"	—
26B	-----	FLANGE, Split – See Group "B"	—
27	58K-222	"O" RING	1

† Not Illustrated

GROUP	FLANGE HALF	O-RING	BOLT	LKWSHR	SIZE
No. Req'd Per Connection	2	1	4	4	
A	19J-12	58K-214	17C-620	4E-06	¾
B	20J-16	58K-219	17C-728	4E-07	1
C	19J-20	58K-222	17C-824	4E-08	1¼

WHEN ORDERING PARTS, ALWAYS STATE MODEL AND SERIAL NO. OF MACHINE



HYDRAULIC SYSTEM - SUSPENSION

CLARK EQUIPMENT COMPANY

HYDRAULIC SYSTEM – SUSPENSION

Item	Part No.	Description	Qty.	Item	Part No.	Description	Qty.
1	1564742	HOSE	1	21	1564753	HOSE	1
1A	----	FLANGE HALF – See Group "A" –		21A	----	FLANGE HALF – See Group "A" –	
1B	----	FLANGE HALF – See Group "A" –		21B	----	FLANGE HALF – See Group "B" –	
2	31F-05	ADAPTER	1	22	1576192	HOSE	1
3	----	VALVE, Relief – See Index	1	22A	----	FLANGE HALF – See Group "B" –	
4	1575569	TUBE ASSY	1	22B	----	FLANGE HALF – See Group "B" –	
5	----	FILTER – See Index	1	23	----	*O-RING	1
5A	949543	†ELEMENT	1	24	----	*ADAPTER	1
6	1582407	HOSE	1	25	----	*O-RING	1
6A	----	FLANGE HALF – See Group "A" –		26	----	*ADAPTER	1
7	36F-04	ADAPTER	1	27	1564748	HOSE	1
8	59D-05	LOCKNUT	2	27A	----	FLANGE HALF – See Group "A" –	
9	18C-812	BOLT	3	27B	----	FLANGE HALF – See Group "A" –	
10	4E-08	LKWSHR	3	28	----	CYLINDER, R.H. – See Index	1
11	----	ACCUMULATOR – See Index	1	29	1564746	HOSE	1
12	737143	"U" BOLT	1	29A	----	FLANGE HALF – See Group "A" –	
13	91E-12	O-RING	1	29B	----	FLANGE HALF – See Group "A" –	
14	1575587	ADAPTER	1	30	1564743	HOSE	1
15	17C-424	BOLT	4	30A	----	FLANGE HALF – See Group "A" –	
16	1577576	PLATE	2	31	1576176	HOSE	1
17	1577577	CLAMP ASSY (Inc 15, 16,32)	2	31A	----	FLANGE HALF – See Group "B" –	
18	1564742	HOSE	1	31B	----	FLANGE HALF – See Group "B" –	
18A	----	FLANGE HALF – See Group "A" –		32	----	CLAMP – See 17	
18B	----	FLANGE HALF – See Group "A" –		33	36F-04	ADAPTER	1
19	----	CYLINDER, L.H. – See Index	1	34	91F-7	O-RING	1
20	1575570	TUBE ASSY	1	35	1575610	ADAPTER	1

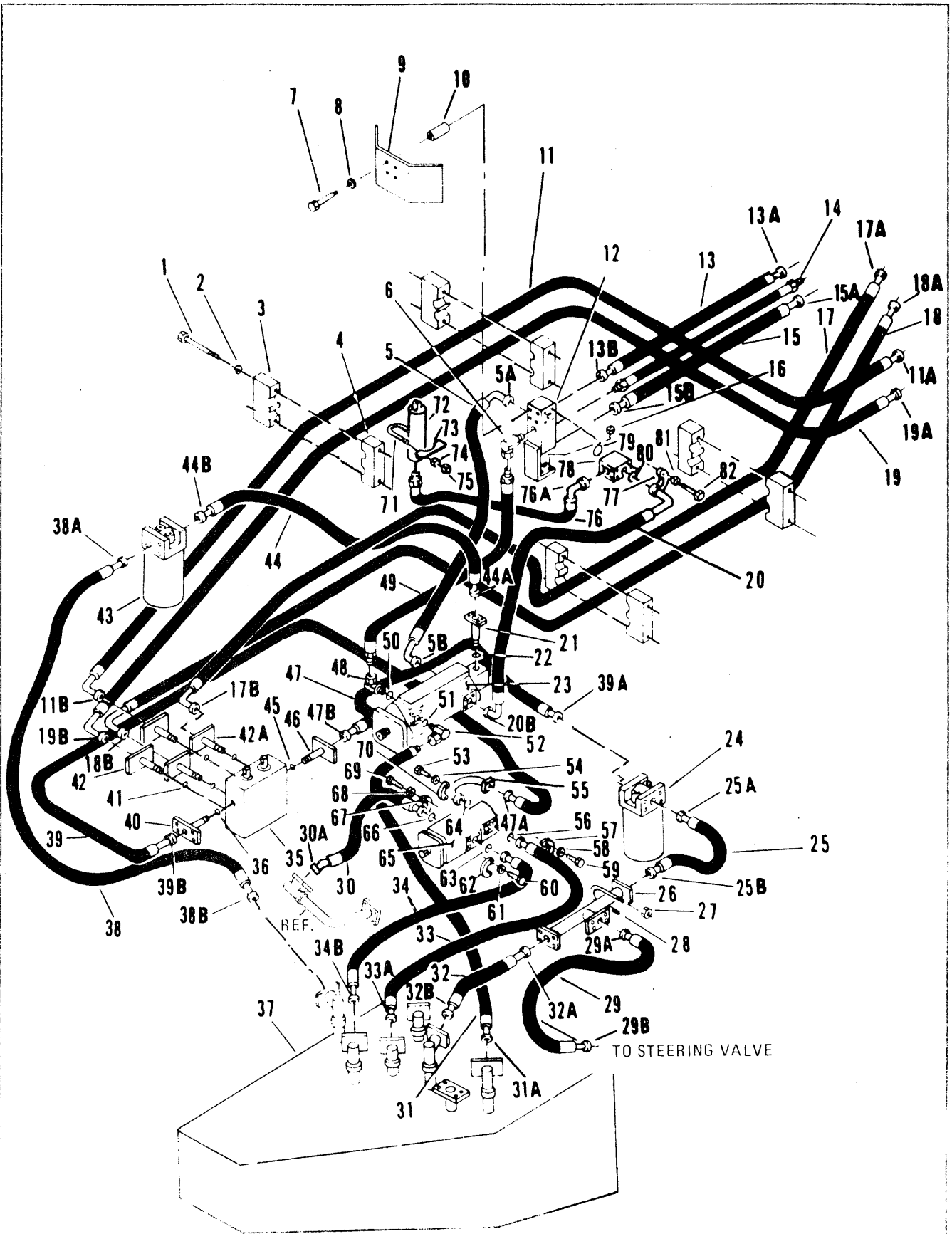
*NOTE: See Pump, Suspension – Charging

† Not Illustrated

GROUP	FLANGE HALF	O-RING	BOLT	LKWSHR	SIZE
No. Req'd Per Connection	2	1	4	4	
A	19J-12	58K-214	17C-620	4E-06	¾"
B	19J-16	58K-219	17C-620	4E-07	1"

WHEN ORDERING PARTS, ALWAYS STATE MODEL AND SERIAL NO. OF MACHINE

CLARK EQUIPMENT COMPANY



HYDRAULIC SYSTEM - TRACTOR

1983

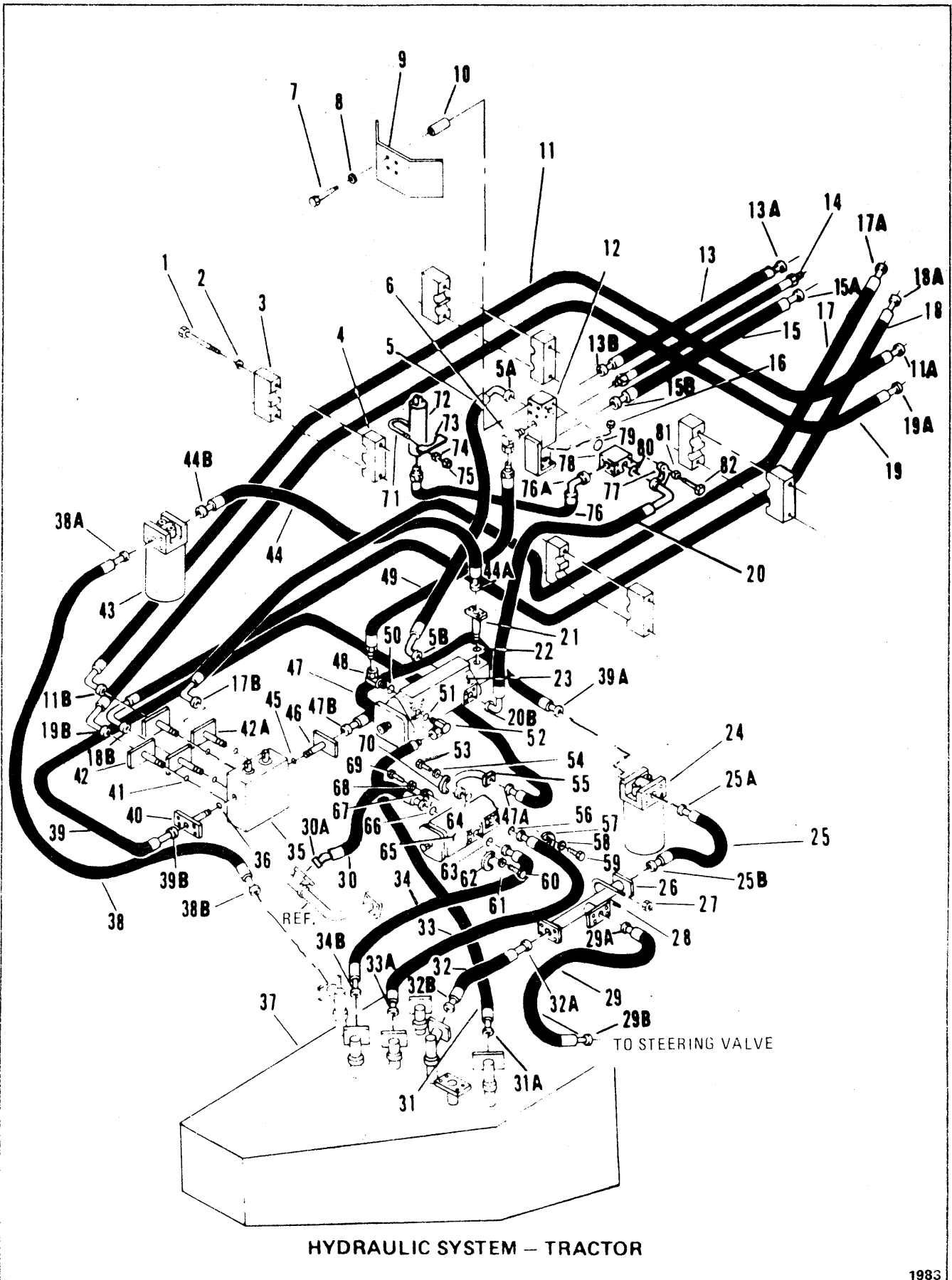
CLARK EQUIPMENT COMPANY

HYDRAULIC SYSTEM – TRACTOR

Item	Part No.	Description	Qty.	Item	Part No.	Description	Qty.
1	17C-648	BOLT	8	20B	-----	FLANGE HALF – See Group "B" –	–
2	4E-06	LKWSHR	8	21	1577986	ADAPTER	1
3	1568305	CLAMP	4	22	91F-07	O-RING	1
4	1568305	CLAMP	4	23	-----	PUMP, Elevator – See Index	1
5	1576151	HOSE	1	24	-----	FILTER ASSY – See Index	1
5A	-----	FLANGE HALF – See Group "B" –	–	24A	17C-524	† BOLT	2
5B	-----	FLANGE HALF – See Group "B" –	–	24B	4E-05	† LKWSHR	2
6	31F-05	ADAPTER	1	25	1564195	HOSE	1
7	17C-652	BOLT	4	25A	-----	FLANGE HALF – See Group "C" –	–
8	4E-06	LKWSHR	4	25B	-----	FLANGE HALF – See Group "C" –	–
9	1579209	SHIELD	1	26	1576190	TUBE ASSY	1
10	1576977	SPACER	4	27	60D-04	NUT	2
11	1564720	HOSE	1	28	731235	"U" BOLT	1
11A	-----	FLANGE HALF – See Group "A" –	–	29	1564710	HOSE	1
11B	-----	FLANGE HALF – See Group "A" –	–	29A	-----	FLANGE HALF – See Group "D" –	–
12	1582107	MANIFOLD	1	29B	-----	FLANGE HALF – See Group "D" –	–
13	1575443	HOSE, Elevator	1	30	1580959	HOSE	1
13A	-----	FLANGE HALF – See Group "B" –	–	30A	-----	FLANGE HALF – See Group "D" –	–
13B	-----	FLANGE HALF – See Group "B" –	–	31	1564712	HOSE	1
14	1575441	HOSE, Elevator	1	31A	-----	FLANGE HALF – See Group "B" –	–
15	1575443	HOSE, Elevator	1	32	1564716	HOSE	1
15A	-----	FLANGE HALF – See Group "B" –	–	32A	-----	FLANGE HALF – See Group "C" –	–
15B	-----	FLANGE HALF – See Group "B" –	–	32B	-----	FLANGE HALF – See Group "D" –	–
16	17D-06	NUT	4	33	1576153	HOSE	1
17	1564720	HOSE	1	33A	-----	FLANGE HALF – See Group "C" –	–
17A	-----	FLANGE HALF – See Group "A" –	–	34	1576153	HOSE	1
17B	-----	FLANGE HALF – See Group "A" –	–	34B	-----	FLANGE HALF – See Group "C" –	–
18	1564720	HOSE	1	35	-----	VALVE, Control – See Index	1
18A	-----	FLANGE HALF – See Group "A" –	–	36	91F-10	O-RING	1
18B	-----	FLANGE HALF – See Group "A" –	–	37	-----	TANK, Hydraulic – See Index	1
19	1564720	HOSE	1	38	1564704	HOSE.....	1
19A	-----	FLANGE HALF – See Group "A" –	–	38A	-----	FLANGE HALF – See Group "D" –	–
19B	-----	FLANGE HALF – See Group "A" –	–	38B	-----	FLANGE HALF – See Group "C" –	–
20	1576151	HOSE	1	39	1576195	HOSE	1

† Not Illustrated

WHEN ORDERING PARTS, ALWAYS STATE MODEL AND SERIAL NO. OF MACHINE



HYDRAULIC SYSTEM - TRACTOR

1983

CLARK EQUIPMENT COMPANY

HYDRAULIC SYSTEM – TRACTOR (Continued)

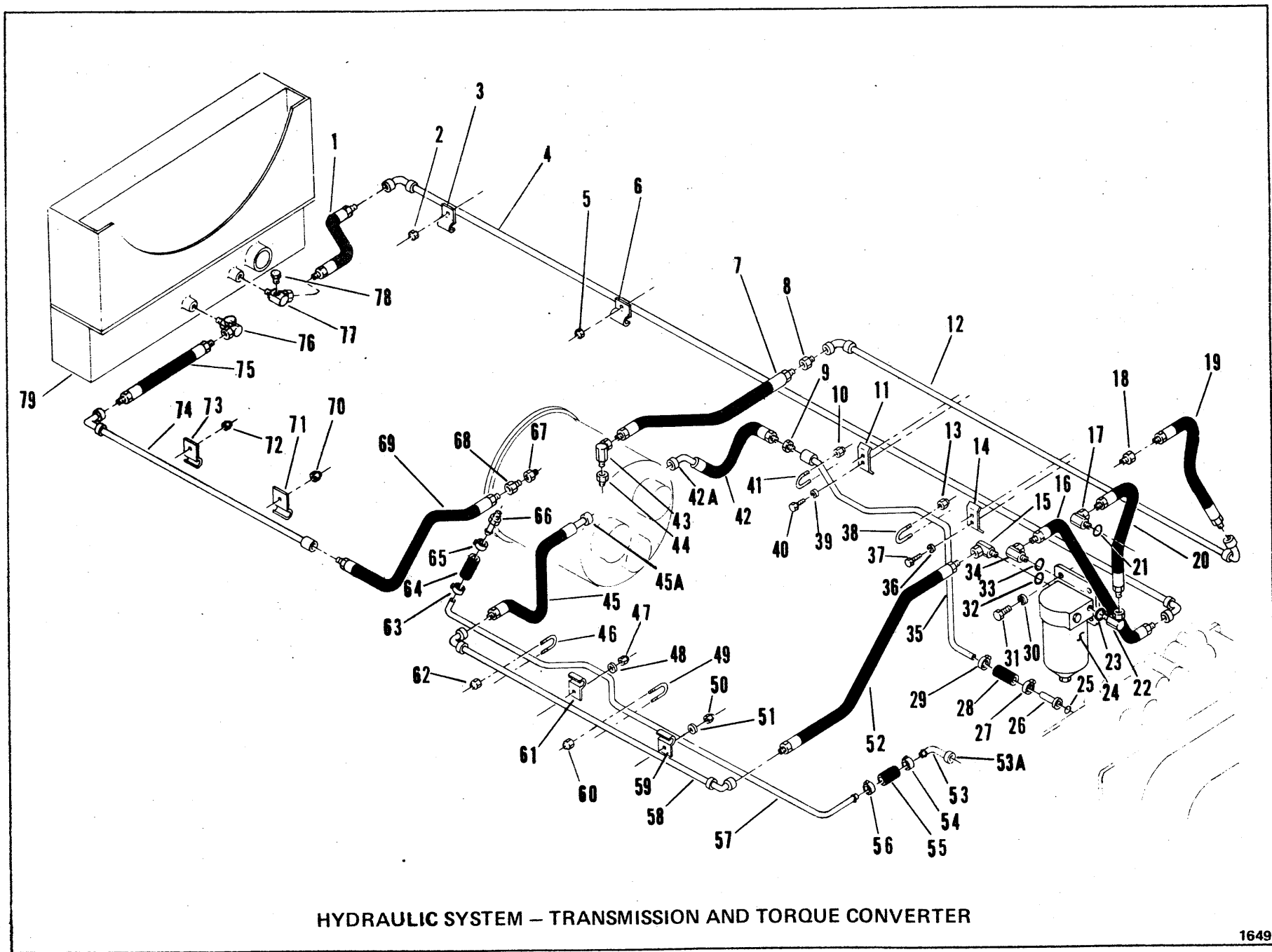
Item	Part No.	Description	Qty.	Item	Part No.	Description	Qty.
39A	----	FLANGE HALF – See Group "C"	—	58	4E-08	LKWSHR	4
39B	----	FLANGE HALF – See Group "C"	—	59	17C-820	BOLT	4
40	1576053	ADAPTER	1	60	17C-820	BOLT	4
41	91F-08	O-RING	4	61	4E-08	LKWSHR	4
42	1575906	ADAPTER (Inc 41).....	2	62	19J-24	FLANGE HALF	2
42A	1552293	ADAPTER (Inc 41).....	2	63	58K-225	O-RING	1
43	----	FILTER ASSY – See Index.....	1	64	58K-225	O-RING	1
43A	17C-524	† BOLT	2	65	----	PUMP, Lift, Ejection & Steering –	
43B	4E-05	† LKWSHR	2			See Index	1
44	1576193	HOSE	1	66	58K-222	O-RING	1
44A	----	FLANGE HALF – See Group "B"	—	67	19J-20	FLANGE HALF	2
44B	----	FLANGE HALF – See Group "C"	—	68	4E-07	LKWSHR	4
45	91F-09	O-RING	1	69	17C-720	BOLT	4
46	1577252	ADAPTER	1	70	19J-20	FLANGE HALF	2
47	1576196	HOSE	1	71	507070	*"U" BOLT (Inc 73, 74, 75)	2
47A	----	FLANGE HALF – See Group "D"	—	72	----	*ACCUMULATOR, Elev.—See Index	1
47B	----	FLANGE HALF – See Group "B"	—	73	----	BRACKET	2
48	531684	ADAPTER (Inc 50)	1	74	----	LKWSHR	4
49	1576197	HOSE	1	75	----	NUT	4
50	91F-08	O-RING (Inc w/48).....	1	76	1579211	HOSE	1
51	91F-08	O-RING (Inc w/52)	1	76A	----	FLANGE HALF – See Group "E"	1
52	5316843	ADAPTER (Inc 51)	1	77	20J-16	FLANGE HALF	2
53	17C-720	BOLT	4	78	1579208	MANIFOLD	1
54	4E-07	LKWSHR	4	79	58K-219	O-RING	1
55	1575335	TUBE	1	80	58K-219	O-RING	1
56	58K-223	O-RING	1	81	4E-07	LKWSHR	4
57	19J-20	FLANGE HALF	2	82	17C-760	BOLT	4

*NOTE: U-Bolt must be changed to 1315861 when 1582769 Accumulator is used. See Page H3-1.

† Not Illustrated

GROUP	FLANGE HALF	O-RING	BOLT	LKWSHR	SIZE
No. Req'd Per Connection	2	1	4	4	
A	19J-12	58K-214	17C-620	4E-06	¾"
B	20J-16	58K-219	17C-728	4E-07	1"
C	19J-24	58K-225	17C-824	4E-08	1½"
D	19J-20	58K-222	17C-724	4E-07	1¼"
E	19J-8	58K-210	17C-520	4E-05	½"

WHEN ORDERING PARTS, ALWAYS STATE MODEL AND SERIAL NO. OF MACHINE



HYDRAULIC SYSTEM – TRANSMISSION AND TORQUE CONVERTER

CLARK EQUIPMENT COMPANY

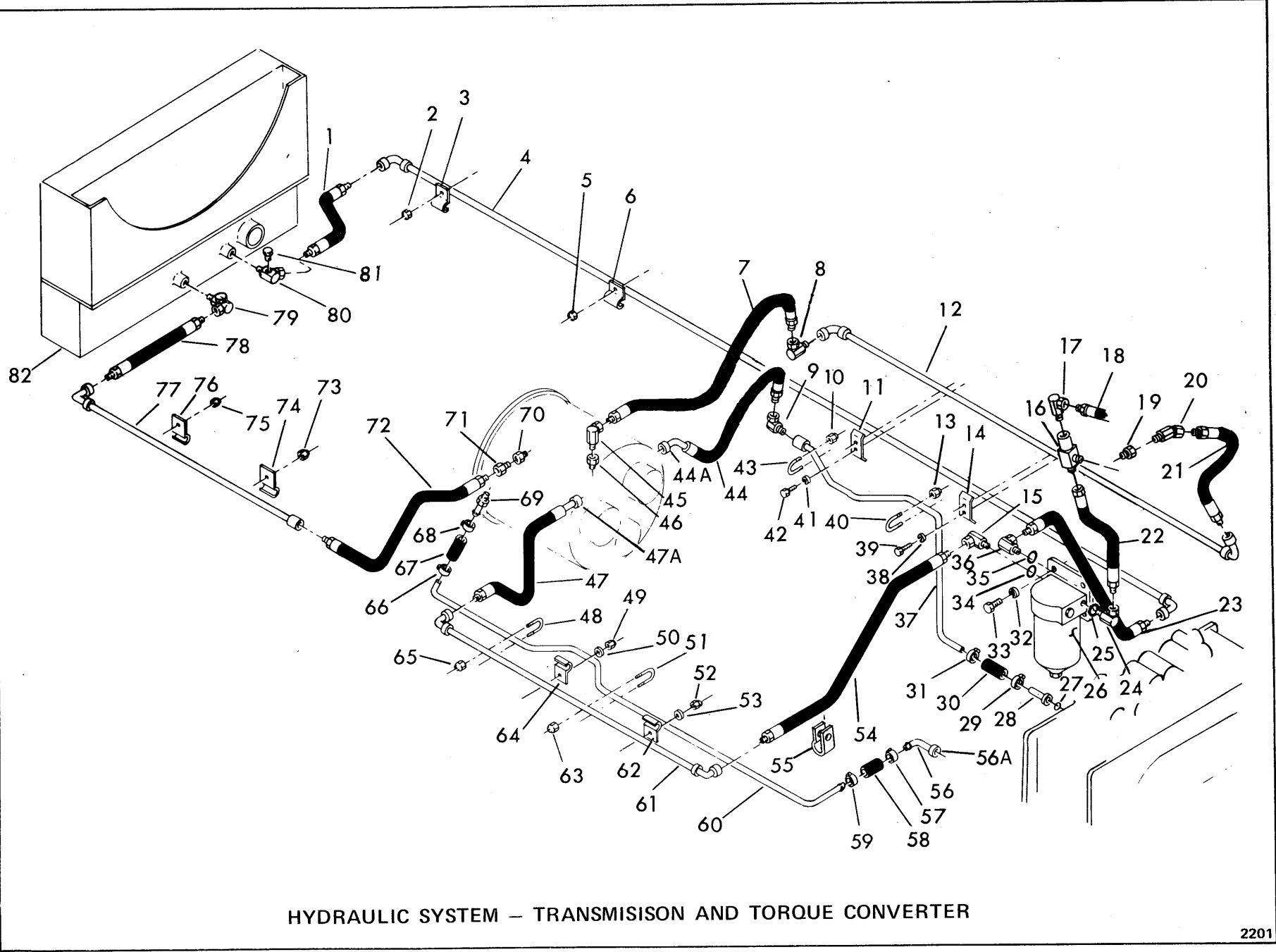
HYDRAULIC SYSTEM — TRANSMISSION AND TORQUE CONVERTER For Serial: 225A-101 thru 262

Item	Part No.	Description	Qty.	Item	Part No.	Description	Qty.
1	1566948	HOSE	1	42	1576194	HOSE	1
2	65D-06	NUT	1	42A	-----	FLANGE, Split — See Group "B"	—
3	1558167	CLAMP	1	43	633332	ADAPTER	1
4	1572235	TUBE	1	44	588399	ADAPTER	1
5	65D-06	NUT	1	45	1503830	HOSE	1
6	1558167	CLAMP	1	45A	-----	FLANGE, Split — See Group "A"	—
7	546803	HOSE	1	46	594355	"U" BOLT	1
8	31F-05	ADAPTER	1	47	65D-06	NUT	1
9	31F-06	ADAPTER	1	48	25E-18	WASHER	1
10	60D-04	NUT	2	49	594355	"U" BOLT	1
11	1558143	CLAMP	1	50	65D-06	NUT	1
12	1572229	TUBE	1	51	25E-18	WASHER	1
13	60D-04	NUT	2	52	1566955	HOSE	1
14	1558143	CLAMP	1	53	566092	STEM	1
15	526676	ADAPTER	1	53A	-----	FLANGE, Split — See Group "C"	—
16	546803	HOSE	1	54	43H-1162	CLAMP	1
17	1520566	ADAPTER	1	55	585884	HOSE	1
18	33F-05	ADAPTER	1	56	43H-1162	CLAMP	1
19	546818	HOSE	1	57	1572215	TUBE	1
20	1566948	HOSE	1	58	1572218	TUBE	1
21	91F-10	O-RING	1	59	1557540	CLAMP	1
22	526676	ADAPTER	1	60	60D-04	NUT	2
23	91F-08	O-RING	1	61	1557540	CLAMP	1
24	1533614	FILTER	1	62	60D-04	NUT	2
24A	215502	† ELEMENT, Filter	1	63	43H-1162	CLAMP	1
25	1306624	O-RING	1	64	585884	HOSE	1
26	559192	STEM	1	65	43H-1162	CLAMP	1
27	43H-1162	CLAMP	1	66	667291	STEM	1
28	585884	HOSE	1	67	588399	ADAPTER	1
29	43H-1162	CLAMP	1	68	661428	ADAPTER	1
30	4E-06	LKWSHR	4	69	547007	HOSE	1
31	17C-620	BOLT	4	70	65D-06	NUT	1
32	91F-10	O-RING	1	71	1558167	CLAMP	1
33	91F-08	O-RING	1	72	65D-06	NUT	1
34	1520566	ADAPTER	1	73	1558167	CLAMP	1
35	1572207	TUBE	1	74	1572245	TUBE	1
36	4E-06	LKWSHR	2	75	559194	HOSE	1
37	17C-640	BOLT	2	76	574018	ADAPTER	1
38	594355	"U" BOLT	1	77	593465	ADAPTER	1
39	4E-06	LKWSHR	2	78	40K-04	PLUG	2
40	17C-640	BOLT	2	79	-----	COOLER, Hydraulic Oil (Inc. w/ Radiator)	1
41	594355	"U" BOLT	1				

† Not Illustrated

GROUP	FLANGE HALF	O-RING	BOLT	LKWSHR	SIZE
No. Req'd Per Connection	2	1	4	4	
A	20J-16	58K-219	17C-728	4E-07	1
B	19J-20	58K-222	17C-824	4E-08	1¼
C	19J-24	58K-225	17C-824	4E-08	1½

WHEN ORDERING PARTS, ALWAYS STATE MODEL AND SERIAL NO. OF MACHINE



HYDRAULIC SYSTEM - TRANSMISSION AND TORQUE CONVERTER

CLARK EQUIPMENT COMPANY

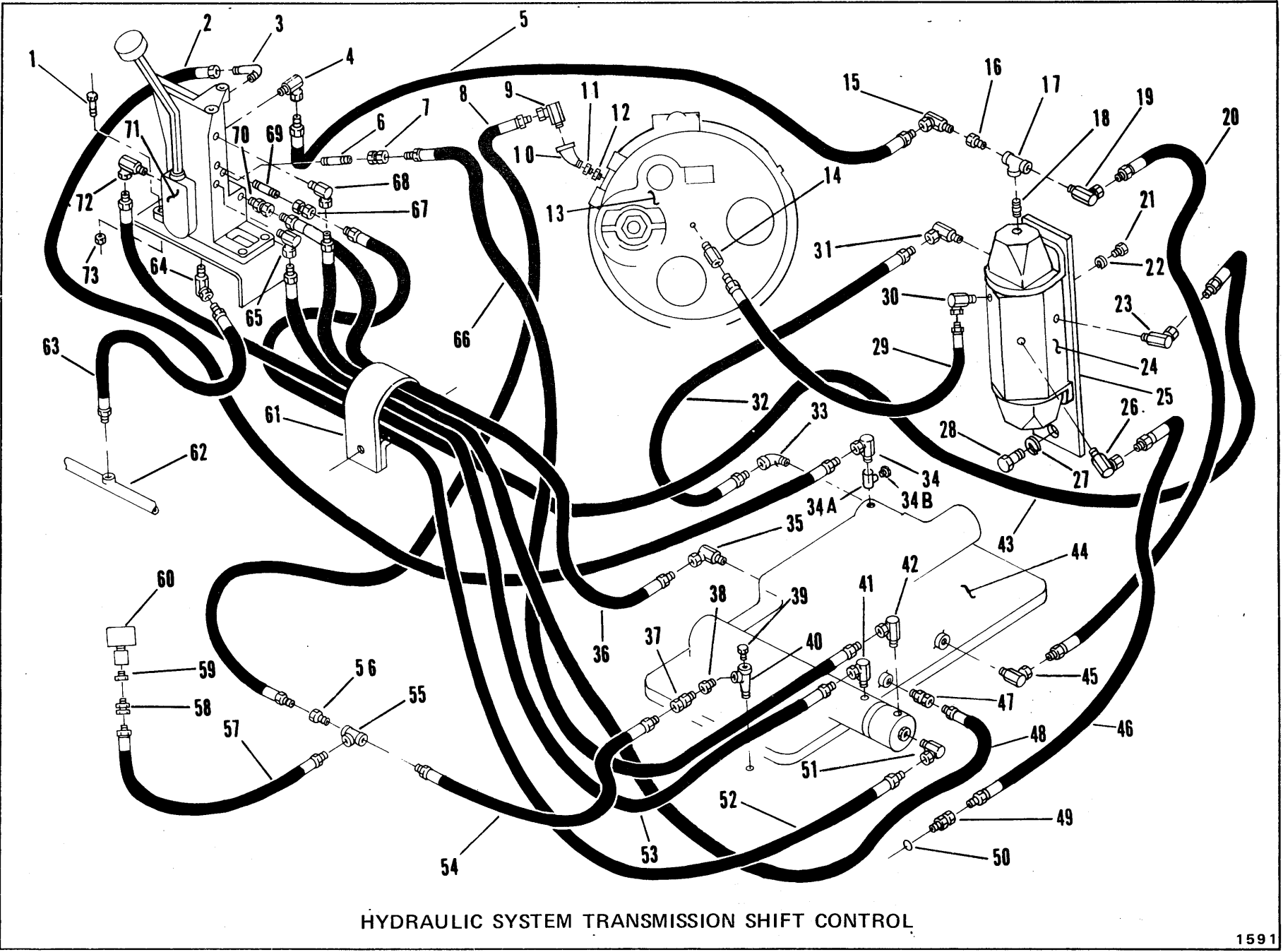
HYDRAULIC SYSTEM—TRANSMISSION & CONVERTER

For Serial: 225A-263 & After

Item	Part No.	Description	Qty.	Item	Part No.	Description	Qty.
1	1566948	HOSE	1	44	1576194	HOSE	1
2	65D-06	NUT	1	44A	-----	FLANGE, Split—See Group "B"	—
3	1558167	CLAMP	1	45	633332	ADAPTER	1
4	1572235	TUBE	1	46	588399	ADAPTER	1
5	65D-06	NUT	1	47	1503830	HOSE	1
6	1558167	CLAMP	1	47A	-----	FLANGE, Split —See Group "A" ...	—
7	546803	HOSE	1	48	594355	U-BOLT	1
8	31F-05	ADAPTER	1	49	65D-06	NUT	1
9	31F-06	ADAPTER	1	50	25E-18	WASHER	1
10	60D-04	NUT	2	51	594355	U-BOLT	1
11	1558143	CLAMP	1	52	65D-06	NUT	1
12	1572229	TUBE	1	53	25E-18	WASHER	1
13	60D-04	NUT	2	54	1566955	HOSE	1
14	1558143	CLAMP	1	55	6H-34	CLAMP	2
15	526676	ADAPTER	1	56	566092	STEM	1
16	1580182	TEE	1	56A	-----	FLANGE, Split — See Group "C" ...	—
17	31F-04	ADAPTER	1	57	43H-1162	CLAMP	1
18	1526383	HOSE	1	58	585884	HOSE	1
19	522469	BUSHING	1	59	43H-1162	CLAMP	1
20	33F-05	ADAPTER	1	60	1572215	TUBE	1
21	546618	HOSE	1	61	1572218	TUBE	1
22	1566948	HOSE	1	62	1557540	CLAMP	1
23	546803	HOSE	1	63	60D-04	NUT	2
24	526676	ADAPTER	1	64	1557540	CLAMP	1
25	91F-08	O-RING	1	65	60D-04	NUT	2
26	1533614	FILTER	1	66	43H-1162	CLAMP	1
27	1306624	O-RING	1	67	585884	HOSE	1
28	559192	STEM	1	68	43H-1162	CLAMP	1
29	43H-1162	CLAMP	1	69	667291	STEM	1
30	585884	HOSE	1	70	588399	ADAPTER	1
31	43H-1162	CLAMP	1	71	661428	ADAPTER	1
32	4E-06	LKWSHR	4	72	547007	HOSE	1
33	17C-620	BOLT	4	73	65D-06	NUT	1
34	91F-10	O-RING	1	74	1558167	CLAMP	1
35	91F-08	O-RING	1	75	65D-06	NUT	1
36	1520566	ADAPTER	1	76	1558167	CLAMP	1
37	1572207	TUBE	1	77	1572245	TUBE	1
38	4E-06	LKWSHR	2	78	559194	HOSE	1
39	17C-640	BOLT	2	79	574018	ADAPTER	1
40	594355	U-BOLT	1	80	593465	ADAPTER	1
41	4E-06	LKWSHR	1	81	40K-04	PLUG	2
42	17C-640	BOLT	1	82	-----	COOLER, Hydraulic Oil	
43	594355	U-BOLT	1			(Inc. w/Radiator)	1

GROUP	FLANGE HALF	O-RING	BOLT	LKWSHR	SIZE
No. Req'd Per Connection	2	1	4	4	
A	20J-16	58K-219	17C-728	4E-07	1
B	19J-20	58K-222	17C-824	4E-08	1¼
C	19J-24	58K-225	17C-824	4E-08	1½

WHEN ORDERING PARTS, ALWAYS STATE MODEL AND SERIAL NO. OF MACHINE



HYDRAULIC SYSTEM TRANSMISSION SHIFT CONTROL

H22-1

(1G21)

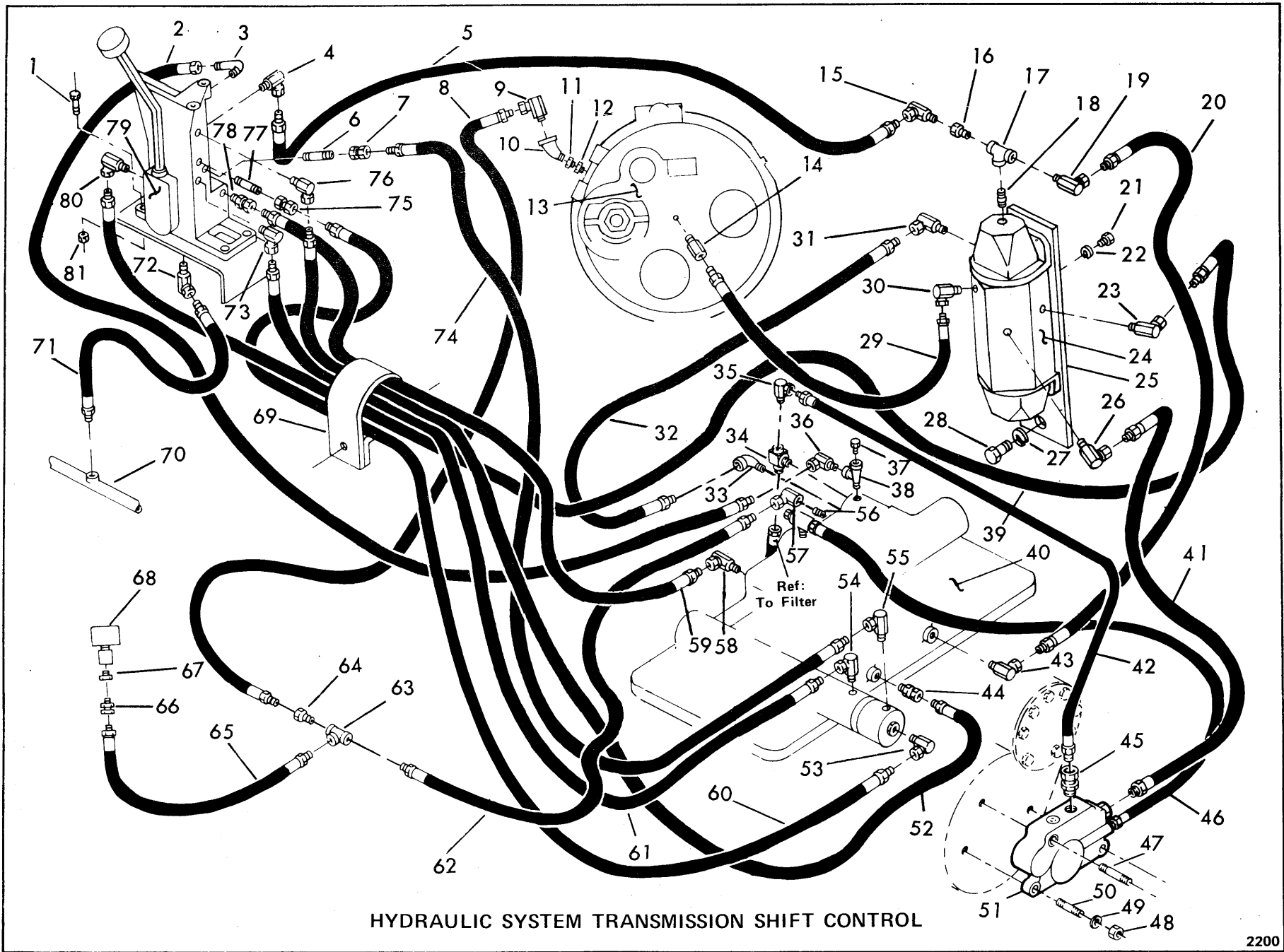
PM4038
Printed in U.S.A.

CLARK EQUIPMENT COMPANY

HYDRAULIC SYSTEM – TRANSMISSION SHIFT CONTROL

Item	Part No.	Description	Qty.	Item	Part No.	Description	Qty.
1	25C-620	BOLT	4	38	356621	BUSHING	1
2	1536095	HOSE, Supply	1	39	40K-16	PLUG	1
3	17K-05	ELBOW	1	40	17F-06	TEE, Street	1
4	31F-01	ADAPTER UNION	1	41	31F-01	ADAPTER UNION	1
5	1530638	HOSE, Neutral	1	42	31F-01	ADAPTER UNION	1
6	5K-114	NIPPLE	1	43	1536118	HOSE, Lo-Lo	1
7	37F-01	ADAPTER	1	44	-----	TRANSMISSION – See Index ...	1
8	1503712	HOSE	1	45	33F-01	ADAPTER	1
9	31F-03	ADAPTER	1	46	1503712	HOSE, Lo-Lo	1
10	25F-03	ELBOW	1	47	36F-01	ADAPTER UNION	1
11	233598	VALVE, Check	1	48	1530638	HOSE, Range	1
12	356626	BUSHING	1	49	6902793	ADAPTER UNION	1
13	-----	CONVERTER – See Index	1	50	91F-06	O-RING	1
14	531684	ADAPTER	1	51	31F-01	ADAPTER UNION	1
15	31F-01	ADAPTER UNION	1	52	1530638	HOSE, 3rd	1
16	19F-01	REDUCER, Bushing.....	1	53	1530638	HOSE, 1st	1
17	18F-02	TEE	1	54	1575442	HOSE	1
18	5K-207	NIPPLE, Close.....	1	55	18F-05	TEE	1
19	31F-02	ADAPTER	1	56	356618	BUSHING	1
20	539981	HOSE	1	57	536513	HOSE	1
21	17C-408	BOLT	2	58	36F-05	BUSHING	1
22	4E-04	LKWSHR	2	59	356621	BUSHING	1
23	31F-03	ADAPTER	1	60	230777	BREATHER	1
24	232976	VALVE, Lock-Up	1	61	586853	CLIP	1
25	1574889	BRACKET	1	62	1572215	DRAIN	1
26	31F-03	ADAPTER	1	63	1562568	HOSE, Drain	1
27	4E-10	LKWSHR	1	64	37F-04	ADAPTER	1
28	17C-1012	BOLT	1	65	33F-01	ADAPTER	1
29	713959	HOSE	1	66	1530638	HOSE, 2nd	1
30	31F-03	ADAPTER	1	67	37F-01	ADAPTER	1
31	31F-03	ADAPTER	1	68	33F-01	ADAPTER	1
32	1530089	HOSE, Drain	1	69	5K-110	NIPPLE	1
33	26F-03	ELBOW, Street	1	70	36F-01	ADAPTER	1
34	6K-04	VALVE, Check	1	71	-----	SHIFT CONTROL VALVE ASSY –	
34A	30F-1	TEE	1			See Index	1
34B	13F-4	PLUG	1	72	731163	ADAPTER	1
35	31F-01	ADAPTER	1	73	60D-06	LOCKNUT	4
36	1566413	HOSE, Reverse	1				
37	36F-05	BUSHING	1				

WHEN ORDERING PARTS, ALWAYS STATE MODEL AND SERIAL NO. OF MACHINE



HYDRAULIC SYSTEM TRANSMISSION SHIFT CONTROL

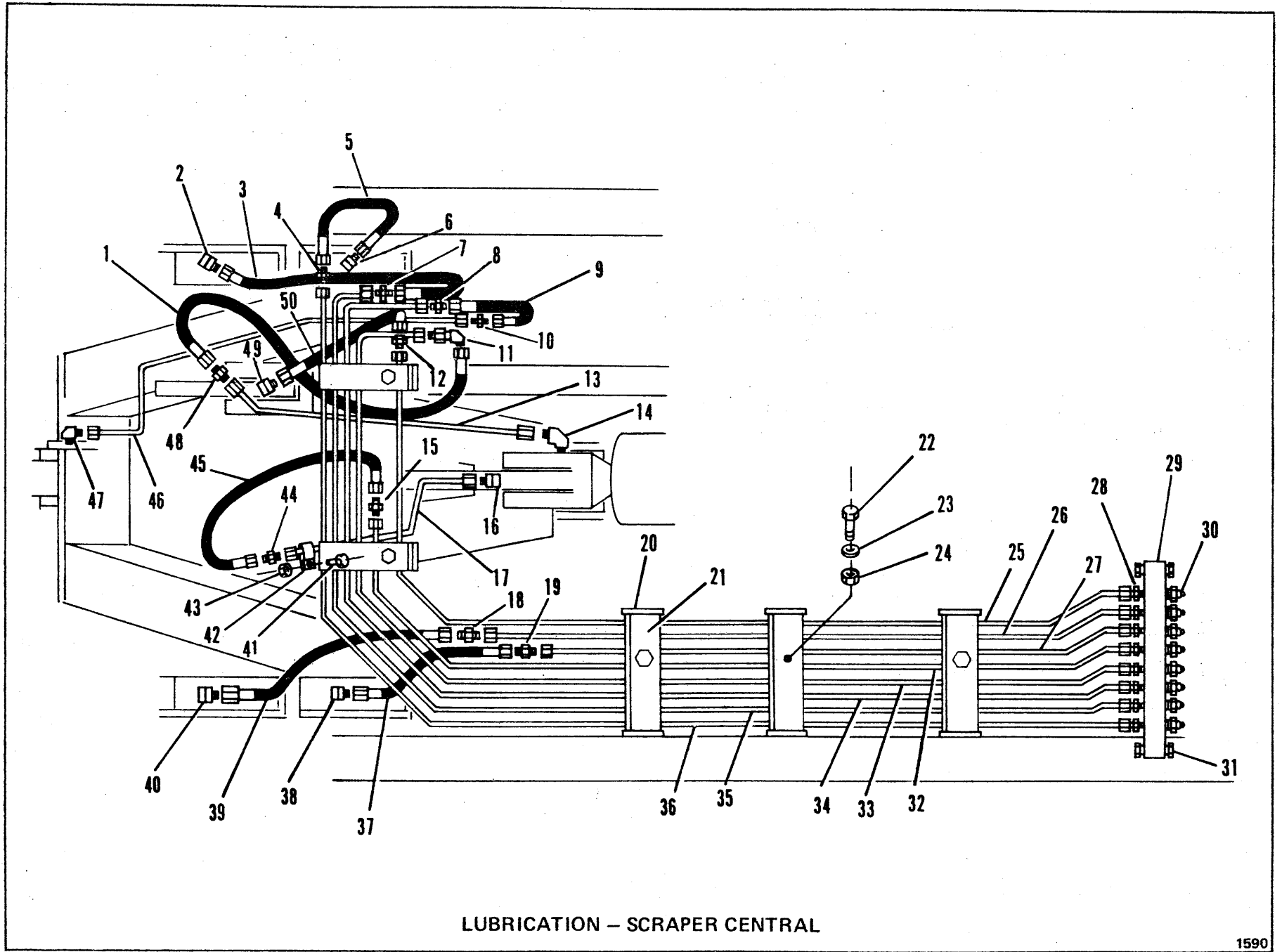
CLARK EQUIPMENT COMPANY

HYDRAULIC SYSTEM—TRANSMISSION SHIFT CONTROL

Item	Part No.	Description	Qty.	Item	Part No.	Description	Qty.
1	25C-620	BOLT	4	43	33F-01	ADAPTER	1
2	1536095	HOSE, Supply	1	44	36F-01	ADAPTER UNION	1
3	17K-05	ELBOW	1	45	743823	ADAPTER	1
4	31F-01	ADAPTER UNION	1	45A	91F-7	†O-RING	1
5	1530638	HOSE, Neutral	1	46	230338	HOSE	1
6	5K-114	NIPPLE	1	47	233395	STUD	1
7	37F-01	ADAPTER	1	48	2D-07	NUT	3
8	1503712	HOSE	1	49	4E-07	WASHER	3
9	31F-03	ADAPTER	1	50	202882	STUD	2
10	25F-03	ELBOW	1	51	233388	VALVE, Relay	1
11	233598	VALVE, Check	1	51A	215164	†GASKET	1
12	356626	BUSHING	1	52	1530638	HOSE	1
13	— — —	CONVERTER — See Index	1	53	31F-01	ADAPTER	1
14	531684	ADAPTER	1	54	31F-01	ADAPTER	1
15	31F-01	ADAPTER UNION	1	55	31F-01	ADAPTER	1
16	19F-01	REDUCER , Bushing	1	56	5K-611	NIPPLE	1
17	18F-02	TEE	1	57	32F-5	ADAPTER 90°	1
18	5K-207	NIPPLE, Close	1	58	31F-01	ADAPTER	1
19	31F-02	ADAPTER	1	59	1566413	HOSE	1
20	539981	HOSE	1	60	1530638	HOSE	1
21	17C-408	BOLT	2	61	1530638	HOSE	1
22	4E-04	LKWSHR	2	62	1575442	HOSE	1
23	31F-03	ADAPTER	1	63	18F-05	TEE	1
24	232976	VALVE, Lock-Up	1	64	356618	BUSHING	1
25	1574889	BRACKET	1	65	536513	HOSE	1
26	31F-03	ADAPTER	1	66	36F-05	BUSHING	1
27	4E-10	LKWSHR	1	67	356621	BUSHING	1
28	17C-1012	BOLT	1	68	230777	BREATHER	1
29	713959	HOSE	1	69	586853	CLIP	1
30	31F-03	ADAPTER	1	70	1572215	DRAIN	1
31	31F-03	ADAPTER	1	71	1562568	HOSE, Drain	1
32	1530089	HOSE, Drain	1	72	37F-04	ADAPTER	1
33	26F-03	ELBOW, Street	1	73	33F-01	ADAPTER	1
34	1580182	TEE	1	74	1530638	HOSE	1
35	31F-04	ADAPTER	1	75	37F-01	ADAPTER	1
36	6K-04	ADAPTER	1	76	33F-01	ADAPTER	1
37	40K-04	PLUG	1	77	5K-110	NIPPLE	1
38	17F-02	TEE	1	78	36F-01	ADAPTER	1
39	1536118	HOSE, Lo-Lo	1	79	— — —	SHIFT CONTROL VALVE ASSY	
40	— — —	TRANSMISSION — See Index	1			— See Index	1
41	1564626	HOSE, Lo-Lo	1	80	731163	ADAPTER	1
42	1526383	HOSE	1	81	60D-06	LOCKNUT	4

†Not Illustrated

WHEN ORDERING PARTS, ALWAYS STATE MODEL AND SERIAL NO. OF MACHINE



LUBRICATION - SCRAPER CENTRAL

CLARK EQUIPMENT COMPANY

LUBRICATION – SCRAPER CENTRAL

Item	Part No.	Description	Qty.
1	1550844	HOSE	1
2	26F-01	ADAPTER	1
3	1550843	HOSE	1
4	1551024	ADAPTER, Straight	1
5	1550843	HOSE	1
6	26F-01	ADAPTER	1
7	1551024	ADAPTER, Straight	1
8	1551024	ADAPTER, Straight	1
9	1550844	HOSE	1
10	1551024	ADAPTER, Straight	1
11	1551025	ELBOW	1
12	1551024	ADAPTER, Straight	1
13	1558478	TUBE	1
14	1551025	ELBOW	1
15	1551024	ADAPTER, Straight	1
16	1551025	ELBOW	1
17	1558481	TUBE	1
18	1551024	ADAPTER, Straight	1
19	1551024	ADAPTER, Straight	1
20	1554858	BRACKET	5
21	1554860	PLATE	5
22	17C-416	BOLT	5
23	25E-14	WASHER	5
24	59D-04	LOCKNUT	5
25	1574799	TUBE	1
26	1558477	TUBE	1
27	1558475	TUBE	1
28	1551024	ADAPTER, Straight	8
29	1558484	BLOCK	1
30	14H-15	FITTING, Grease	8
31	13F-02	PLUG	4
32	1558474	TUBE	1
33	1558473	TUBE	1
34	1558472	TUBE	1
35	1558471	TUBE	1
36	1558470	TUBE	1
37	1550843	HOSE	1
38	26F-01	ADAPTER	1
39	1550843	HOSE	1
40	26F-01	ADAPTER	1
41	1571335	STUD	1
42	30H-14	CLIP	1
43	59D-04	NUT	1
44	1551024	ADAPTER, Straight	1
45	1550844	HOSE	1
46	1568379	TUBE	1
47	1551025	ELBOW	1
48	1551024	ADAPTER, Straight	1
49	1551025	ELBOW	1
50	1550844	HOSE	1

WHEN ORDERING PARTS, ALWAYS STATE MODEL AND SERIAL NO. OF MACHINE

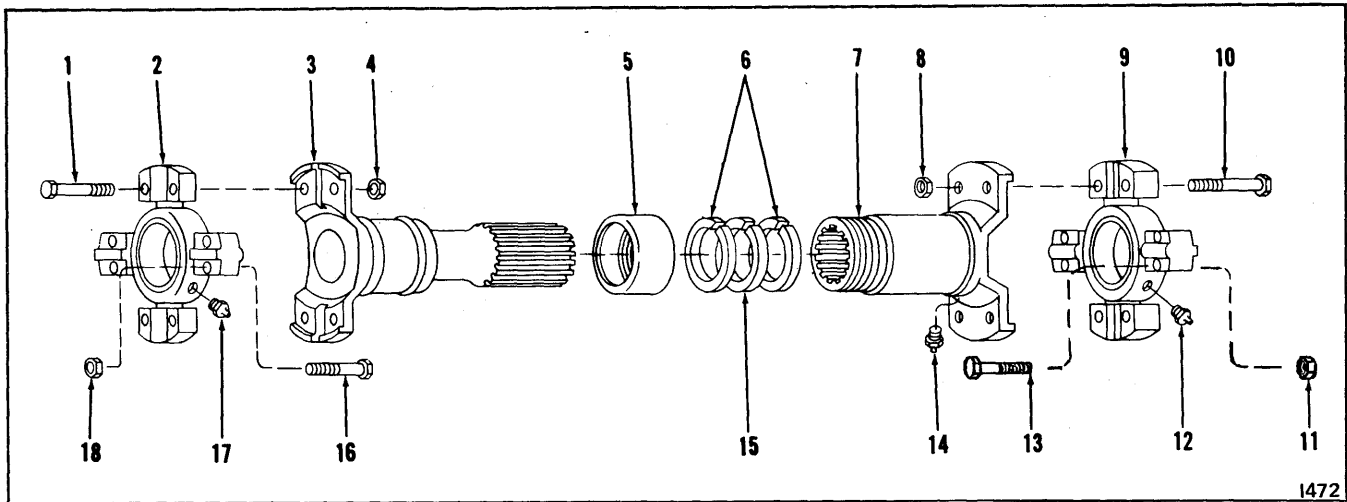
CLARK EQUIPMENT COMPANY

NAMEPLATES AND DECALS

Item	Part No.	Description	Qty.
1	1563758	PLATE, Oil Specifications.	1
2	1563766	DECAL, Lift & Ejection Control	1
3	1564254	PLATE, Emergency Stop	1
4	1567980	PLATE, Lube	1
5	1576464	DECAL, "Clark Equipment"	1
6	1577267	PLATE, ROPS	1
7	1577345	DECAL, "Elevator Speed"	1
8	1583573	DECAL, "110-15"	4
9	1583843	DECAL, "Torque"	2
10	1583944	DECAL, "Brake"	1
11	1583950	DECAL, ROPS	1
12	1583951	DECAL, "Seat Belt Warning"	1
13	1583952	DECAL, "Lower Blade Warning"	1
14	1584015	DECAL, "Suspension Caution"	1
15	1584048	DECAL, Lube Instruction	1
16	2511546	PLATE, "CLARK"	1
17	2513351	DECAL, "CLARK" (5").	2
18	2513628	DECAL, "CLARK" (4").	1
19	2513630	DECAL, "MICHIGAN" (2").	2
20	6C-705	DRIVE SCREW	14
21	8G-420	SCREW	4
22	5307245	DECAL (Spark Arrestor Instruction).	1
23	50D-12	NUT	4

WHEN ORDERING PARTS, ALWAYS STATE MODEL AND SERIAL NO. OF MACHINE

CLARK EQUIPMENT COMPANY



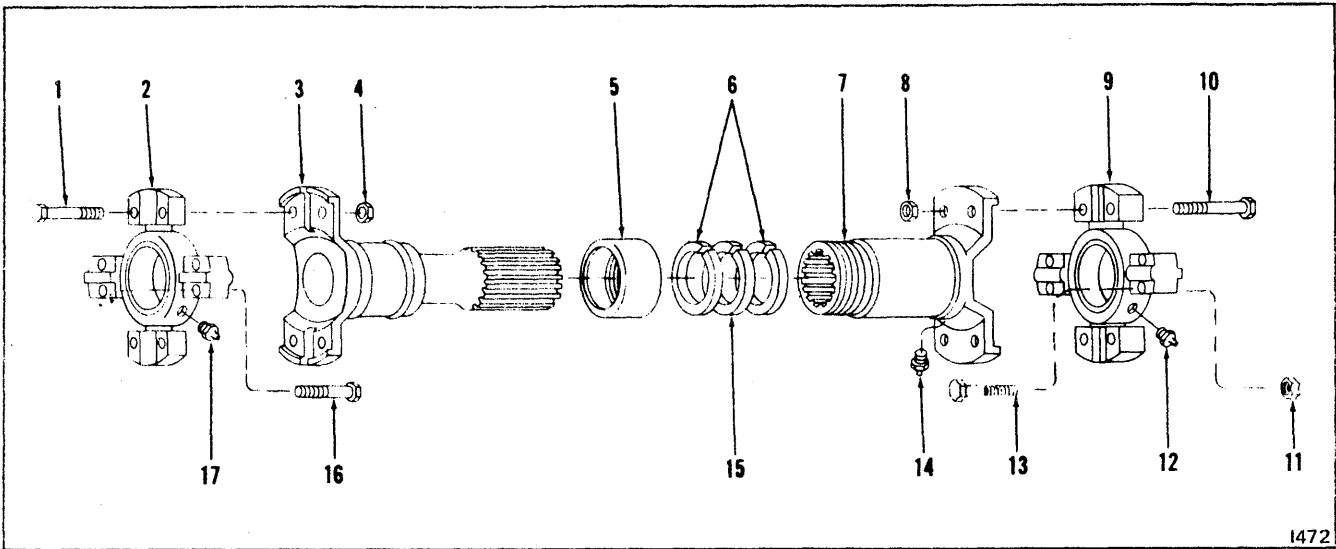
PROPELLER SHAFT ASSEMBLY – CONVERTER TO TRANSMISSION

Item	Part No.	Description	Qty.
A	570352	*PROPELLER SHAFT ASSY (Inc. 1 thru 18)	1
1	18C-838	BOLT, Spider & Bearing to Stub End & Yoke	4
2	942735	SPIDER & BEARING ASSY	1
3	946187	YOKE, Shaft	1
4	8D-08	NUT, Spider & Bearing to Stub End & Yoke	4
5	940250	RETAINER, Felt	1
6	940251	WASHER, Felt Retainer	2
7	942734	YOKE, Slip (Inc. 14)	1
8	8D-08	NUT, Spider & Bearing to Slip Yoke	4
9	942735	SPIDER & BEARING ASSY	1
10	18C-838	BOLT, Spider	4
11	8D-08	NUT, Spider & Bearing Attaching	4
12	944688	FITTING, Spider & Bearing Grease	1
13	18C-838	BOLT, Spider & Bearing to Slip Yoke	4
14	10H-25	FITTING, Slip Yoke Grease	1
15	942749	WASHER, Felt	1
16	18C-838	BOLT, Spider & Bearing Attaching	4
17	944688	FITTING, Spider & Bearing Grease	1
18	8D-08	NUT, Spider & Bearing Attaching	4

* NOTE: For complete replacement use 1579803 Prop Shaft Assy. See Page P4-1 for components of 1579803.

WHEN ORDERING PARTS, ALWAYS STATE MODEL AND SERIAL NO. OF MACHINE

CLARK EQUIPMENT COMPANY



PROPELLER SHAFT ASSEMBLY – TRANSMISSION TO AXLE

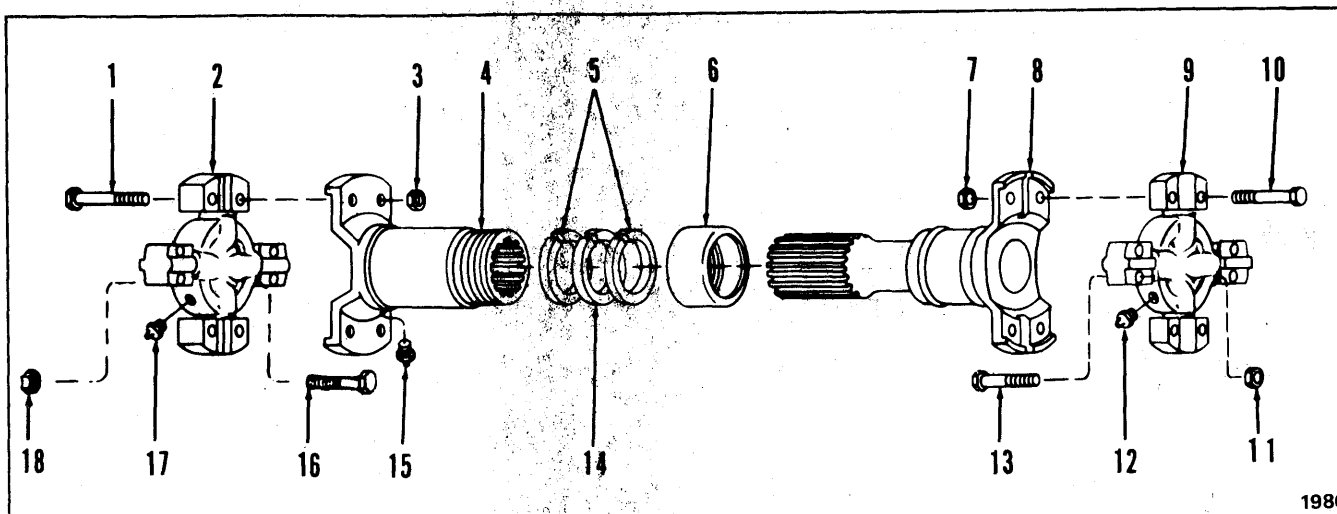
Item	Part No.	Description	Qty.
A	1574785	*PROPELLER SHAFT ASSY (Inc. 1 thru 18)	1
B	1577573	DUST COVER KIT (Inc.5, 6, 15 & 18)	1
1	899605	BOLT	4
2	899603	SPIDER & BEARING ASSY	1
3	1577569	YOKE, Shaft	1
4	1577571	NUT	4
5	940256	COVER	1
6	952554	WASHER	2
7	1577570	YOKE, Slip	1
8	1577571	NUT	4
9	899603	SPIDER & BEARING ASSY	1
10	899605	BOLT	4
11	1577571	NUT	4
12	15H-15	FITTING, Grease	2
13	899605	BOLT	4
14	10H-25	FITTING, Grease	1
15	892853	WASHER, Felt	1
16	899605	BOLT	4
17	15H-15	FITTING, Grease	2
18	1577572	† LOCK, Nylon	1

† Not Illustrated

*NOTE: For complete replacement use 1579802 Prop Shaft Assy. See page P5-1 for components of 1579802.

WHEN ORDERING PARTS, ALWAYS STATE MODEL AND SERIAL NO. OF MACHINE

CLARK EQUIPMENT COMPANY



1980

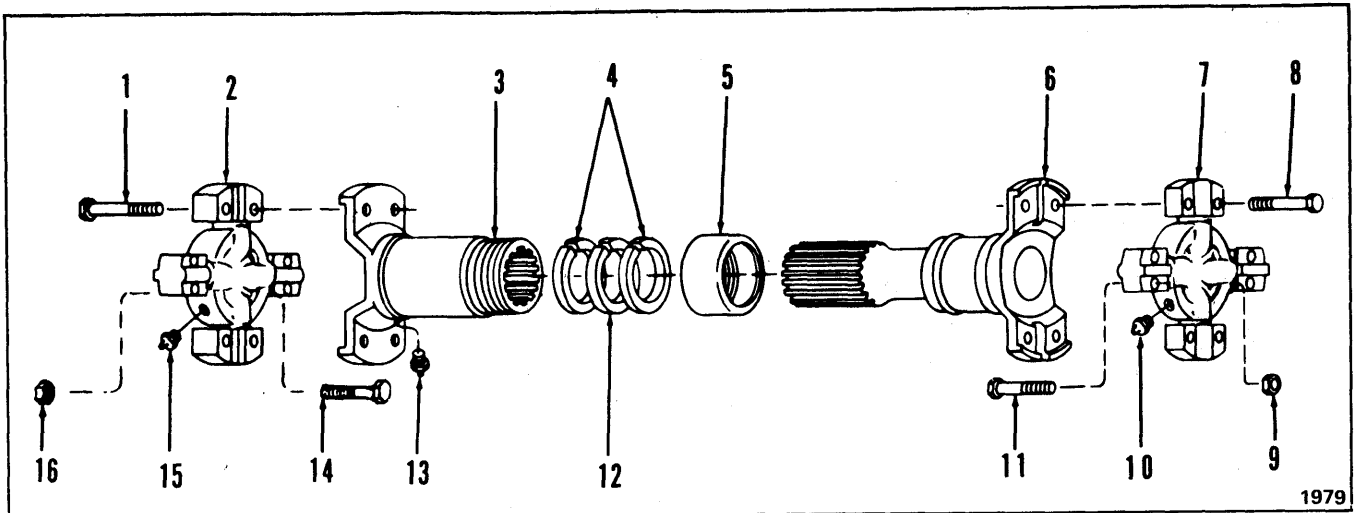
PROPELLER SHAFT ASSEMBLY – CONVERTER TO TRANSMISSION

Item	Part No.	Description	Qty.
A	1579803	PROPELLER SHAFT ASSY (Inc. 1 thru 18)	1
1	940229	BOLT	4
2	942735	*SPIDER & BEARING ASSY	1
3	8D-08	NUT	4
4	1990616	YOKE, Slip (Inc. 5, 6, 14)	1
5	940251	WASHER	2
6	940250	COVER	1
7	8D-08	NUT	4
8	946187	YOKE, Shaft	1
9	942735	*SPIDER & BEARING ASSY	1
10	940229	BOLT	4
11	8D-08	NUT, Spider & Bearing Attaching	4
12	944688	FITTING, Grease	1
13	940229	BOLT	4
14	942749	WASHER, Felt	1
15	10H-25	FITTING	1
16	940229	BOLT	4
17	944688	FITTING, Grease	1
18	8D-08	NUT, Spider & Bearing Attaching	4

*NOTE: Sealed Bearing in Spider & Bearing Assemblies.

WHEN ORDERING PARTS, ALWAYS STATE MODEL AND SERIAL NO. OF MACHINE

CLARK EQUIPMENT COMPANY



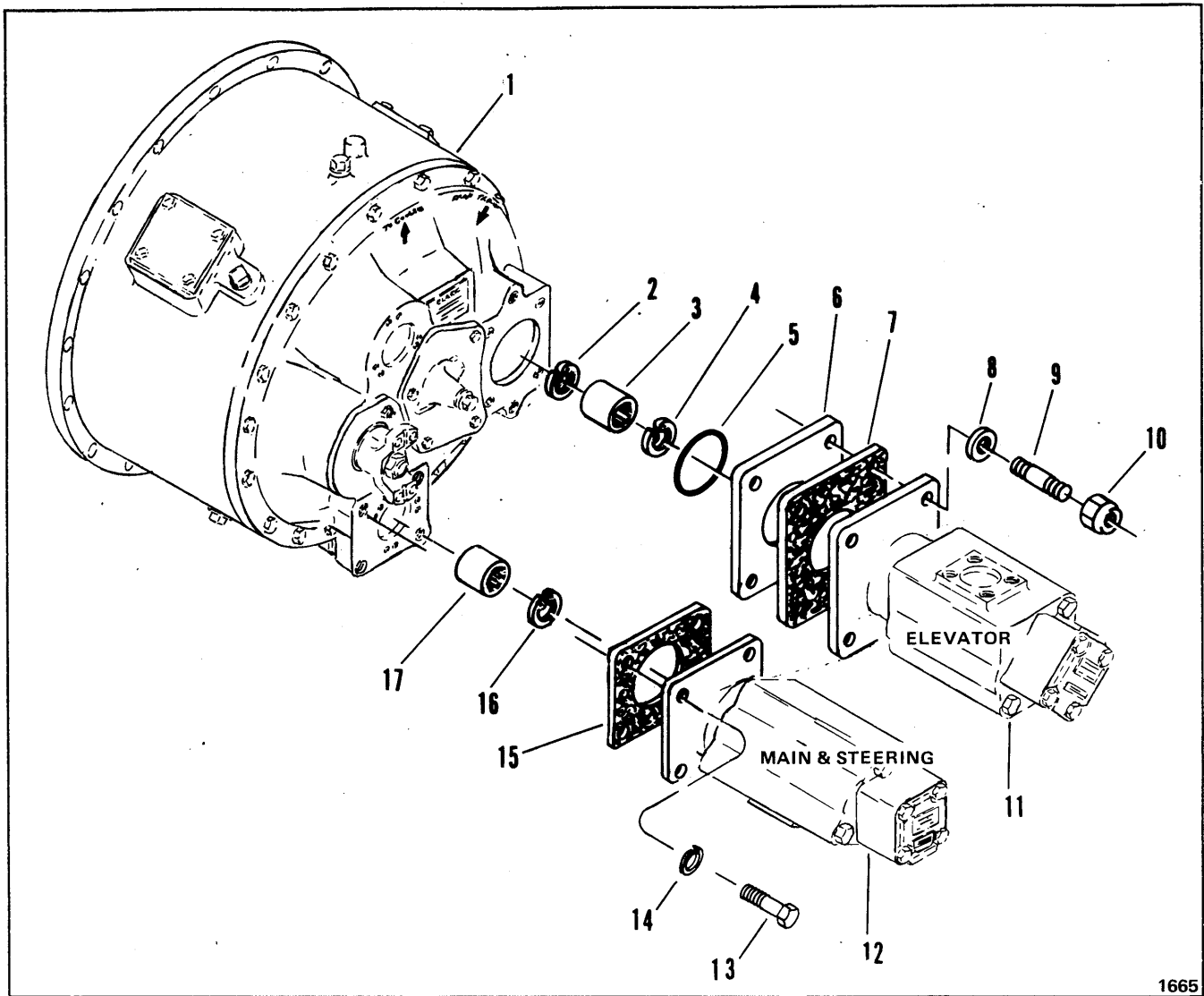
PROPELLER SHAFT ASSEMBLY – TRANSMISSION TO AXLE

Item	Part No.	Description	Qty.
A	1579802	PROPELLER SHAFT ASSY (Inc. 1 thru 16)	1
1	943570	BOLT	4
2	960111	*SPIDER & BEARING ASSY	1
3	960700	YOKE, Slip (Inc. 4, 5, 12)	1
4	940257	WASHER	2
5	940256	COVER	1
6	960695	YOKE, Shaft	1
7	960111	*SPIDER & BEARING ASSY	1
8	943570	BOLT	4
9	1577571	NUT	4
10	15H-15	FITTING, Grease	2
11	899605	BOLT	4
12	940259	WASHER, Felt	1
13	10H-25	FITTING, Grease	1
14	899605	BOLT	4
15	15H-15	FITTING, Grease	2
16	1577571	NUT	4

*NOTE: Sealed Bearing in Spider & Bearing Assemblies.

WHEN ORDERING PARTS, ALWAYS STATE MODEL AND SERIAL NO. OF MACHINE

CLARK EQUIPMENT COMPANY



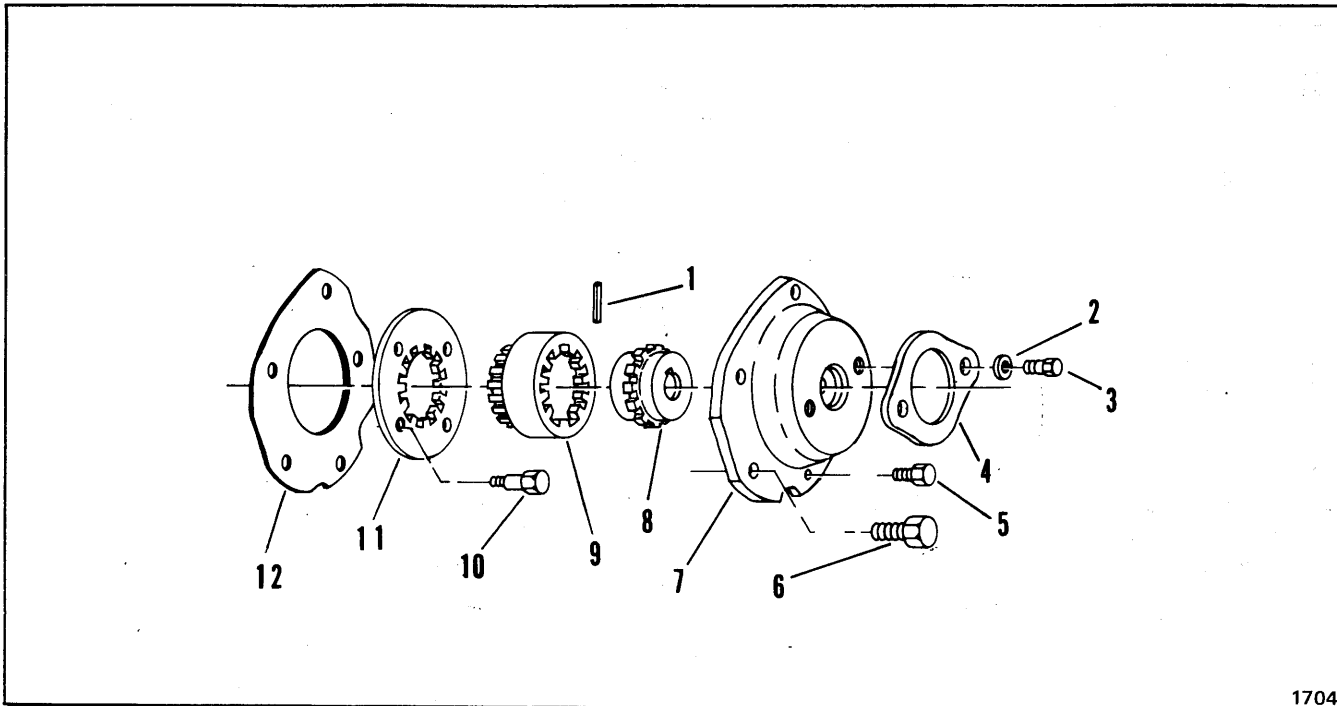
1665

PUMP – ATTACHING PARTS

Item	Part No.	Description	Qty.
1	----	CONVERTER – See Index	—
2	664140	RING, Sleeve Snap	1
3	233249	SLEEVE, Pump Drive (Inc. 2, 4)	1
4	664140	RING, Sleeve Snap	1
5	25K-40416	O-RING	1
6	1576799	ADAPTER	1
7	552161	GASKET	1
8	616792	WASHER	4
9	887590	STUD	4
10	60D-08	NUT	4
11	----	ELEVATOR PUMP ASSY – See Index	1
12	----	MAIN & STEERING PUMP ASSY – See Index	1
13	17C-824	BOLT	4
14	4E-08	LKWSHR	4
15	552161	GASKET	1
16	664140	RING, Sleeve Snap	1
17	219413	SLEEVE, Pump Drive (Inc. 16)	1

WHEN ORDERING PARTS, ALWAYS STATE MODEL AND SERIAL NO. OF MACHINE

CLARK EQUIPMENT COMPANY

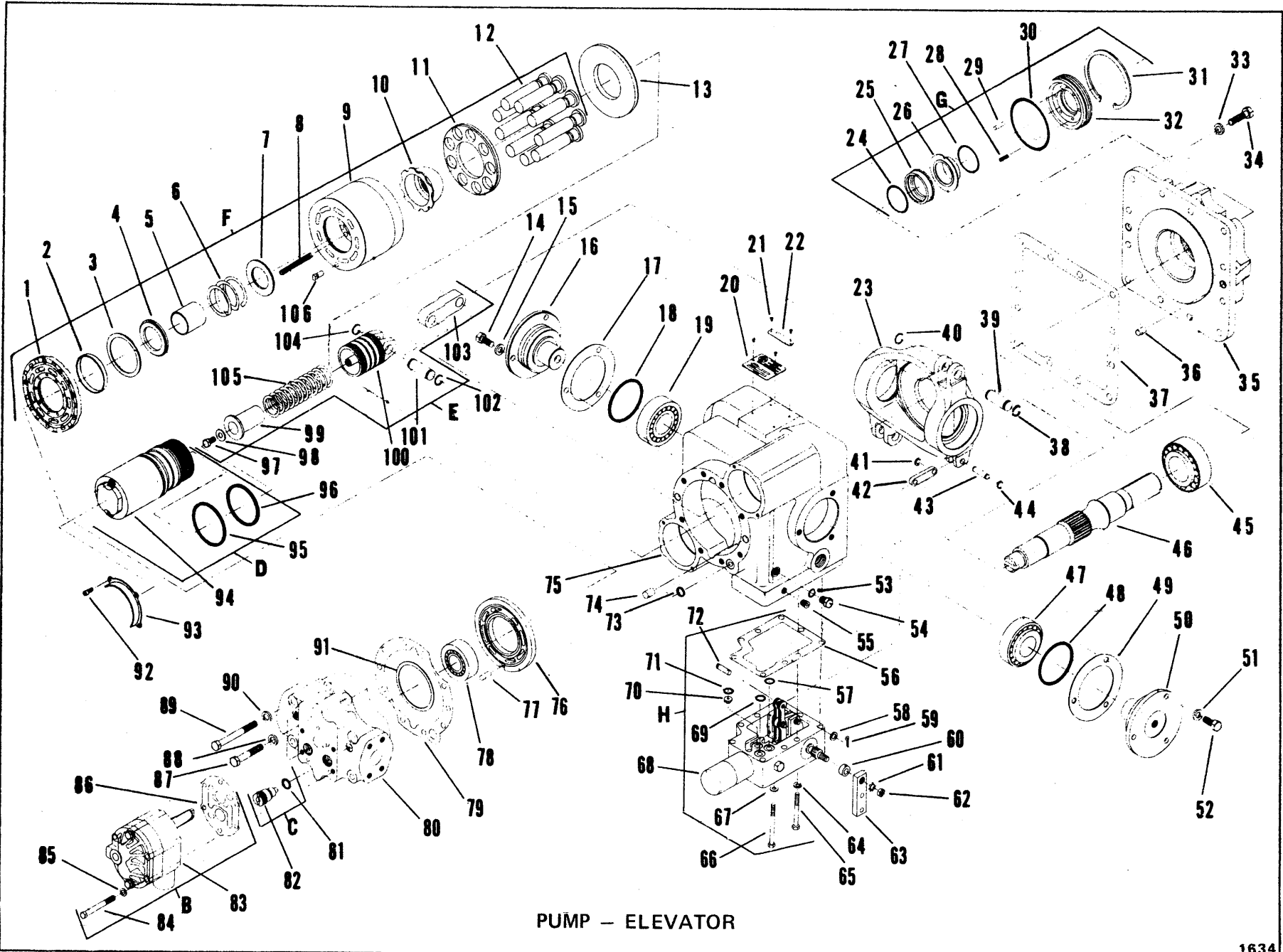


1704

PUMP – ATTACHING PARTS SUSPENSION CHARGING

Item	Part No.	Description	Qty.
1	15J-224	PIN, Groove	1
2	215909	WASHER	2
3	33C-616	BOLT	2
4	1575547	GASKET	1
5	17C-716	BOLT	1
6	17C-820	BOLT	4
7	1671132	ADAPTER, Mounting	1
8	1564752	SPROCKET	1
9	1752627	ADAPTER	1
10	1545824	BOLT	4
11	1545818	DISC, Adapter	1
12	1671133	GASKET	1

WHEN ORDERING PARTS, ALWAYS STATE MODEL AND SERIAL NO. OF MACHINE



PUMP - ELEVATOR

CLARK EQUIPMENT COMPANY

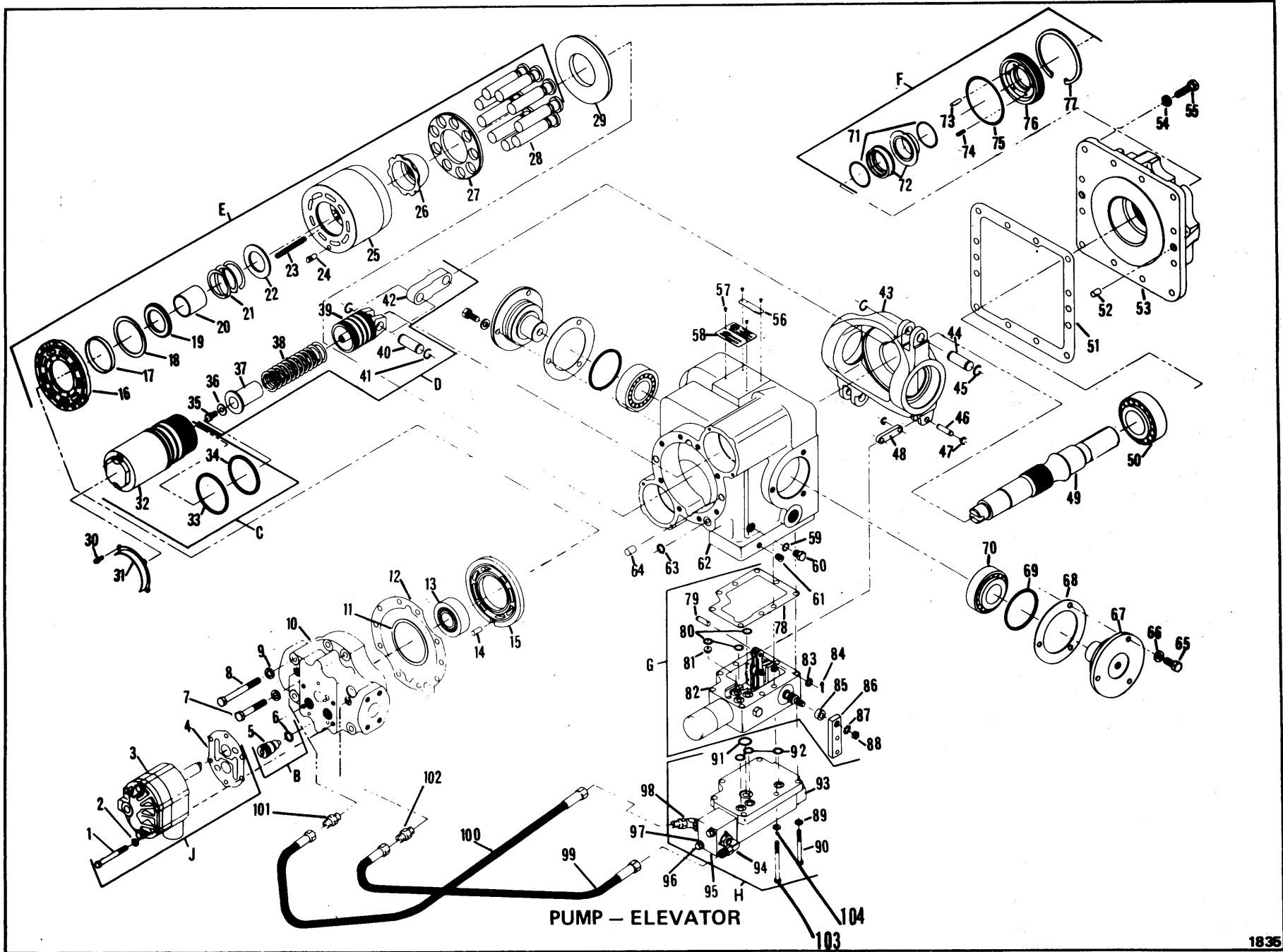
PUMP – ELEVATOR For Serial: 224A-101 thru 224A-168

Item	Part No.	Description	Qty.	Item	Part No.	Description	Qty.
A	1564643	* PUMP ASSY (Inc. 1 thru 106)	1	48	25K-20224	O-RING	1
B	961459	CHARGING PUMP KIT (Inc. 83, 84, 85, 86)	1	49	6518466	‡ GASKET, Trunnion	—
C	6518531	CHECK VALVE KIT (Inc. 81, 82)	2	50	6518465	TRUNNION	1
D	6518525	SERVO SLEEVE KIT (Inc. 94, 95, 96)	2	51	6518418	WASHER	3
E	1577491	SERVO PISTON KIT (Inc. 97 thru 105)	2	52	1C-716	BOLT	3
F	6518508	CYLINDER BLOCK KIT (Inc. 1 thru 12, 106)	1	53	91F-03	O-RING	1
G	6518528	SEAL KIT (Inc. 24 thru 32)	1	54	24K-03	PLUG	1
H	6518535	CONTROL VALVE KIT (Inc. 56 thru 72)	1	55	6518510	PLUG	1
1	----	⊗ PLATE – See "F"	1	56	6518473	GASKET – See "H"	1
2	----	⊗ PILOT – See "F"	1	57	58K-014	O-RING – See "H"	1
3	----	⊗ RING – See "F"	1	58	6518479	WASHER – See "H"	1
4	----	⊗ RETAINER – See "F"	1	59	5201861	COTTER – See "H"	1
5	----	⊗ GUIDE – See "F"	1	60	6518477	SPACER – See "H"	1
6	----	⊗ SPRING – See "F"	1	61	5E-04	WASHER – See "H"	1
7	----	⊗ SEAT – See "F"	1	62	7D-04	NUT – See "H"	1
8	----	⊗ SPRING – See "F"	9	63	6518478	HANDLE – See "H"	1
9	----	⊗ BLOCK, Cylinder – See "F"	1	64	6518479	WASHER – See "H"	4
10	----	⊗ GUIDE – See "F"	1	65	1C-436	BOLT – See "H"	4
11	----	⊗ RETAINER – See "F"	1	66	1C-436	BOLT – See "H"	5
12	----	⊗ PISTON – See "F"	9	67	6518479	WASHER – See "H"	5
13	6518443	⊗ PLATE	1	68	----	⊗ VALVE, Control – See "H"	1
14	1C-716	⊗ BOLT	3	69	58K-014	O-RING – See "H"	1
15	6518418	⊗ WASHER	3	70	6518475	PLUG – See "H"	1
16	6518465	⊗ TRUNNION	1	71	58K-014	O-RING – See "H"	1
17	6518466	‡ ⊗ GASKET, Trunnion	—	72	6518474	PIN – See "H"	1
18	25K-40224	⊗ O-RING	1	73	58K-014	O-RING	1
19	1577495	⊗ BEARING, Trunnion	1	74	6518460	PIN	2
20	6518462	⊗ NAMEPLATE	1	75	6518464	HOUSING	1
21	6C-003	⊗ DRIVE SCREW	4	76	1577493	PLATE	1
22	6518509	⊗ ARROW, Direction	1	77	6518423	PIN	1
23	6518454	⊗ PLATE	1	78	1577497	BEARING, Rear	1
24	----	⊗ O-RING – See "G"	1	79	6518421	GASKET	1
25	----	⊗ SEAL KIT (Inc. 25, 26) – See "G"	1	80	1577494	CAP	1
26	----	⊗ SEAL KIT – See 25	1	81	58K-015	O-RING – See "C"	2
27	----	⊗ O-RING – See "G"	1	82	----	⊗ VALVE, Check – See "C"	2
28	----	⊗ SPRING – See "G"	8	83	----	⊗ PUMP, Charging – See "B"	1
29	----	⊗ PIN – See "G"	1	84	1C-456	BOLT – See "B"	4
30	----	⊗ O-RING – See "G"	1	85	6518479	WASHER – See "B"	4
31	----	⊗ RING – See "G"	1	86	6518481	GASKET – See "B"	1
32	----	⊗ RETAINER – See "G"	1	87	1C-736	BOLT	4
33	6518418	⊗ WASHER	12	88	6518418	WASHER	4
34	1C-724	⊗ BOLT	8	89	1C-752	BOLT	4
35	6518461	⊗ COVER, Front	1	90	6518418	WASHER	4
36	6518460	⊗ PIN	2	91	6518420	‡ SHIM	—
37	6518459	⊗ GASKET	1	92	6518444	SCREW	4
38	1302112	⊗ RING	2	93	6518445	RETAINER, Sleeve	2
39	6518449	⊗ PIN	2	94	----	⊗ PLUG – See "D"	4
40	1320112	⊗ RING	2	94A	----	⊗ SLEEVE, Servo – See "D"	2
41	1315140	⊗ RING	1	95	----	⊗ O-RING – See "D"	2
42	6518456	⊗ LINK	1	96	----	⊗ O-RING – See "D"	2
43	6518455	⊗ PIN	1	97	----	⊗ SCREW – See "D"	2
44	1315140	⊗ RING	1	98	----	⊗ WASHER – See "E"	2
45	1577496	⊗ BEARING, Front	1	99	----	⊗ GUIDE – See "E"	2
46	1577492	⊗ SHAFT	1	100	----	⊗ PISTON – See "E"	2
47	1577495	⊗ BEARING, Trunnion	1	101	----	⊗ PIN – See "E"	2
				102	----	⊗ RING – See "E"	2
				103	----	⊗ LINK – See "E"	2
				104	----	⊗ RING – See "E"	2
				105	----	⊗ SPRING – See "E"	2
				106	----	⊗ PIN – See "F"	1

‡ As Required
§ Not Sold Separately

*NOTE: For complete replacement use 1578826. See Page P11-1 for components of 1578826.

WHEN ORDERING PARTS, ALWAYS STATE MODEL AND SERIAL NO. OF MACHINE



P10-1

(1H17)

PM 4038
Printed in USA

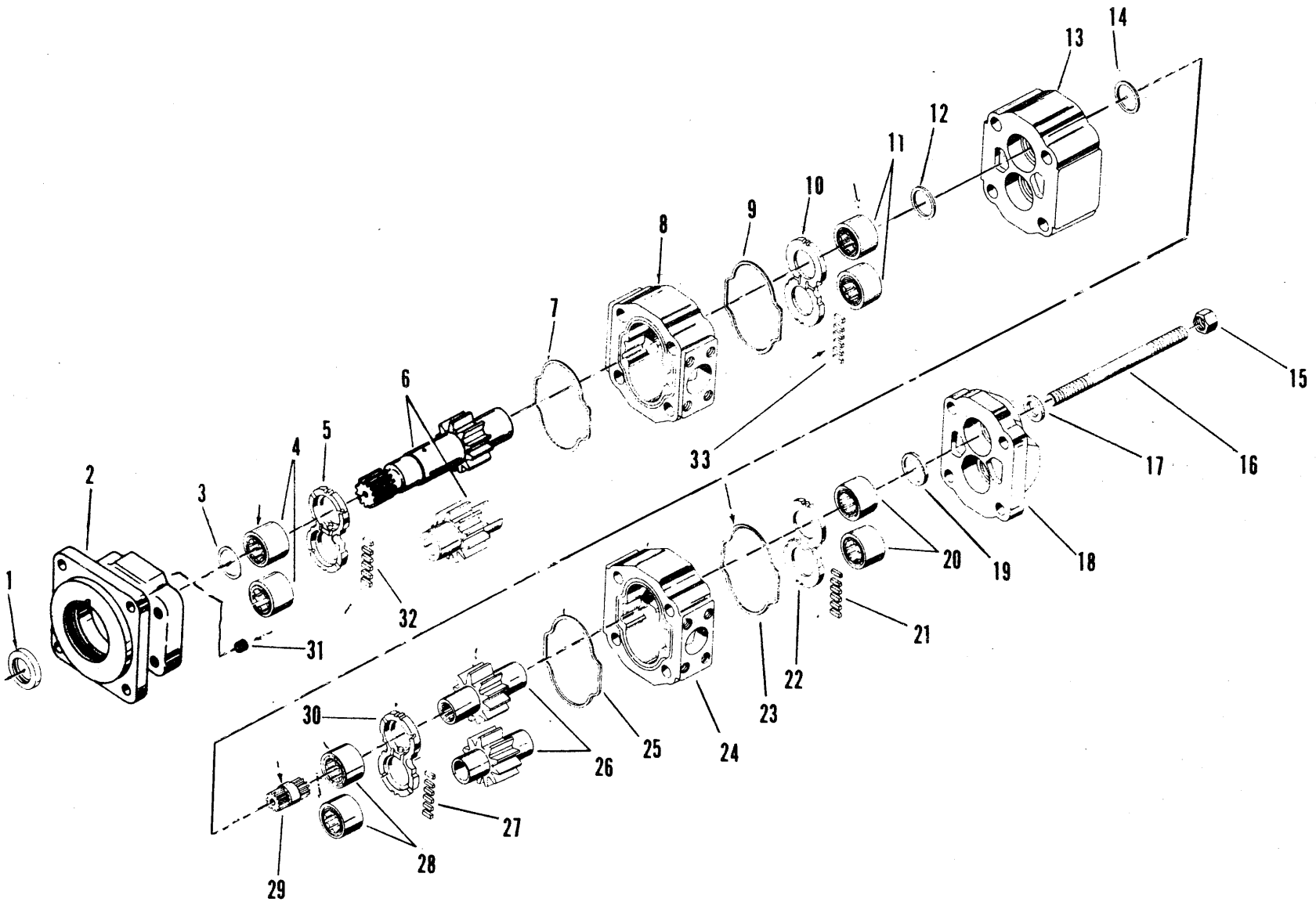
CLARK EQUIPMENT COMPANY

PUMP – ELEVATOR For Serial: 224A-169 & After

Item	Part No.	Description	Qty.	Item	Part No.	Description	Qty.
A	1578826	PUMP ASSY, Elevator (Inc. 1 thru 102A)	1	46	6518455	PIN	1
B	6518531	CHECK VALVE KIT (Inc. 5, 6)	2	47	1315140	RETAINER	2
C	6518525	SERVO SLEEVE KIT (Inc. 32, 32A, 33, 34)	2	48	6518456	LINK	1
D	1577491	SERVO PISTON KIT (Inc. 35 thru 42)	2	49	1577492	SHAFT	1
E	1579713	CYLINDER BLOCK KIT (Inc. 16 thru 29)	1	50	1577496	BEARING	1
F	6518528	SEAL KIT (Inc. 71 thru 77)	1	51	6518459	GASKET	1
G	961345	CONTROL VALVE KIT (Inc. 78 thru 88)	1	52	6518460	PIN	2
H	961346	* PRESSURE OVERRIDE VALVE KIT (Inc. 89 thru 98)	1	53	6518461	COVER	1
J	961459	CHARGE PUMP KIT (Inc. 1 thru 4)	1	54	6518418	WASHER	12
1	1C-456	BOLT – See "J"	4	55	1C-724	SCREW	12
2	6518479	WASHER – See "J"	4	56	6518509	ARROW, Direction	1
3	-----	PUMP, Charge – See "J"	1	57	6C-003	DRIVE SCREW	4
4	6518481	GASKET – See "J"	1	58	6518462	NAMEPLATE	1
5	-----	VALVE, Check – See "B"	2	59	91F-03	O-RING	1
6	58K-015	O-RING – See "B"	2	60	24K-03	PLUG	1
7	1C-736	BOLT	4	61	6518510	PLUG	1
8	1C-752	BOLT	4	62	6518464	HOUSING	1
9	6518418	WASHER	8	63	58K-014	O-RING	1
10	960082	CAP, End	1	64	6518460	PIN	2
11	6518420	‡ SHIM	—	65	1C-716	SCREW	6
12	6518421	GASKET	1	66	6518418	WASHER	6
13	1577497	BEARING	1	67	6518465	TRUNNION	1
14	6518423	PIN	1	68	6518466	‡ GASKET	—
15	1577493	PLATE	1	69	25K-40224	O-RING	2
16	6518425	PLATE – See "E"	1	70	1577495	BEARING	2
17	961348	PILOT – See "E"	1	71	6518468	O-RING – See "F"	2
18	4149823	RETAINER – See "E"	1	72	6518469	SEAL KIT – See "F"	1
19	6518427	RETAINER – See "E"	1	73	6518470	PIN – See "F"	1
20	6518428	GUIDE – See "E"	1	74	6518471	SPRING – See "F"	6
21	6519766	SPRING – See "E"	1	75	25K-40216	O-RING – See "F"	1
22	6518430	SEAT – See "E"	1	76	6518472	RETAINER – See "F"	1
23	961349	SPRING – See "E"	6	77	1320110	RING – See "F"	1
24	6518438	PIN – See "E"	1	78	6518473	GASKET – See "G"	1
25	961350	BLOCK, Cylinder – See "E"	1	79	6518474	PIN – See "G"	1
26	6518440	GUIDE – See "E"	1	80	58K-014	O-RING – See "G"	3
27	6518441	RETAINER – See "E"	1	81	1579767	ORIFICE – See "G"	1
28	961351	PISTON – See "E"	9	82	-----	§ CONTROL – See "G"	1
29	6518443	PLATE	1	83	6518479	WASHER – See "G"	1
30	6518444	BOLT	4	84	1F-207	PIN – See "G"	1
31	6518445	RETAINER	2	85	6518477	SPACER – See "G"	1
32	-----	§ SLEEVE – See "C"	2	86	6518478	HANDLE – See "G"	1
32A	-----	‡ § PLUG – See "C"	4	87	5E-04	WASHER – See "G"	1
33	25K-30216	O-RING – See "C"	2	88	7D-04	NUT – See "G"	1
34	25K-30212	O-RING – See "C"	2	89	6518479	WASHER – See "G"	6
35	21C-410	SCREW – See "D"	2	90	1C-444	SCREW – See "G"	6
36	6518501	WASHER – See "D"	2	91	58K-014	O-RING – See "H"	1
37	6518502	GUIDE – See "D"	2	92	893675	O-RING – See "H"	3
38	6518764	SPRING – See "D"	2	93	-----	§ VALVE, Pressure Override – See "H"	1
39	6518448	PISTON – See "D"	2	94	17K-03	CONNECTOR (Inc. 94A) – See "H"	1
40	1579768	PIN – See "D"	2	94A	91F-03	‡ O-RING – See "H"	1
41	1320112	RING – See "D"	4	95	-----	BLOCK – See "H"	1
42	6518453	LINK – See "D"	2	96	-----	BOLT – See "H"	2
43	6518454	PLATE, Swash	1	97	-----	LKWSHR – See "H"	2
44	1579768	PIN	2	98	17K-03	CONNECTOR (Inc. 98A) – See "H"	1
45	710777	RING	4	98A	91F-03	‡ O-RING – See "H"	1
				99	1579692	HOSE	1
				100	1579692	HOSE	1
				101	15K-03	CONNECTOR (Inc. 101A)	1
				101A	91F-03	‡ O-RING	1
				102	15K-03	CONNECTOR (Inc. 102A)	1
				102A	91F-03	‡ O-RING	1
				103	1C-436	BOLT	3
				104	6518479	WASHER	3

† Not Illustrated *NOTE: Kit includes one (1) 1580759 Steel Ball.
‡ As Required
§ Not Sold Separately

WHEN ORDERING PARTS, ALWAYS STATE MODEL AND SERIAL NO. OF MACHINE



PUMP – LIFT, EJECTION AND STEERING SYSTEM

CLARK EQUIPMENT COMPANY

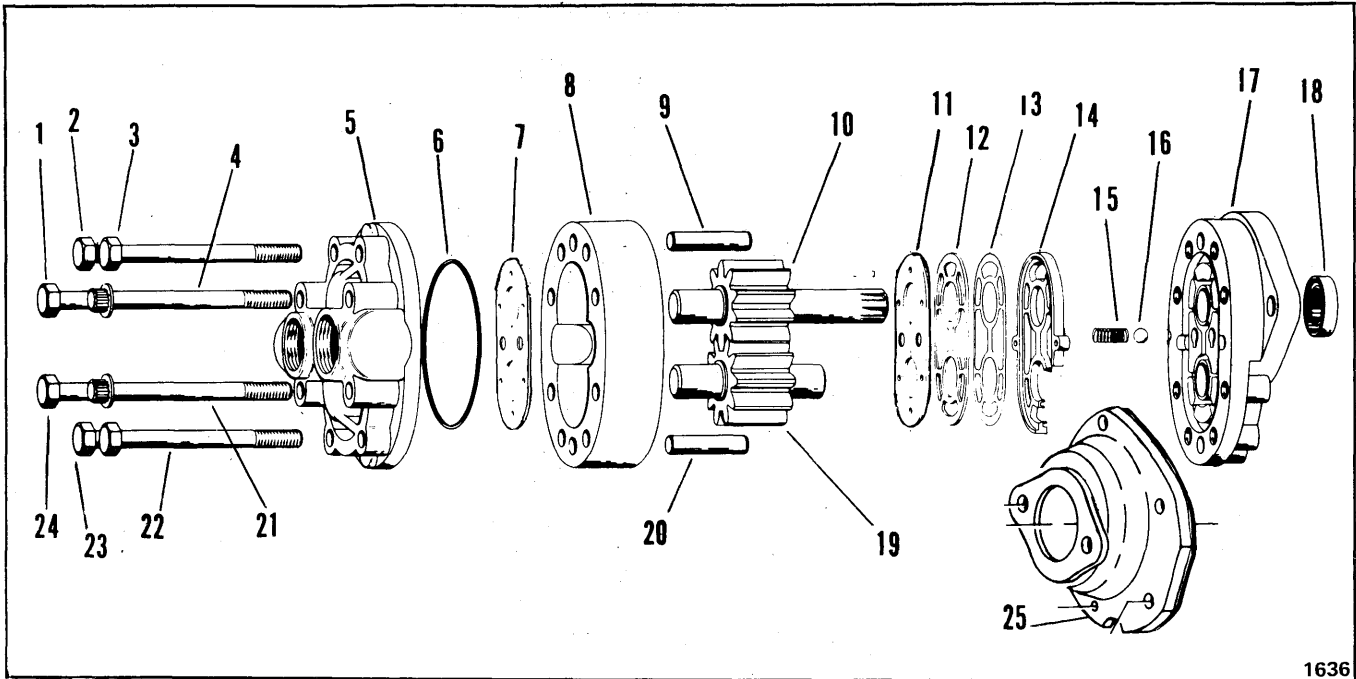
PUMP – LIFT – EJECTION AND STEERING SYSTEM

Item	Part No.	Description	Qty.
A	1564842	PUMP ASSY (Inc. 1 thru 33)	1
B	948959	REPAIR KIT, Minor (Inc. 1, 5, 7, 9, 10, 32 & 33)	2
C	948960	REPAIR KIT, Major (Inc. 1, 3, 4, 5, 7, 9, 10, 11, 12, 14, 32& 33).....	2
1	946632	SEAL, Double Lip – See "B" & "C"	1
2	1566791	COVER, Shaft End	1
3	-----	§RING, Seal – See "C"	1
4	-----	§BEARING, Roller – See "C"	2
5	-----	§PLATE, Thrust – See "B" & "C"	1
6	1564849	*SHAFT & GEAR SET, Matched	1
7	-----	§SEAL, Gasket – See "B" & "C"	1
8	1566793	HOUSING, Gear	1
9	-----	§SEAL, Gasket – See "B" & "C"	1
10	-----	§PLATE, Thrust – See "B" & "C"	1
11	-----	§BEARING, Roller – See "C"	2
12	-----	§RING, Seal – See "B" & "C"	1
13	1566795	CARRIER, Bearing	1
14	-----	§RING, Seal – See "B" & "C"	1
15	63D-10	NUT	4
16	1564848	STUD	4
17	946401	WASHER	4
18	946635	COVER, Port End	1
19	-----	§RING, Seal – See "B" & "C"	1
20	-----	§BEARING, Roller – See "C"	2
21	-----	§SEAL, Pocket – See "C"	1
22	-----	§PLATE, Thrust – See "B" & "C"	1
23	-----	§SEAL, Gasket – See "B" & "C"	1
24	1566794	HOUSING, Gear	1
25	-----	§SEAL, Gasket – See "B" & "C"	1
26	1566797	*GEAR SET, Matched	1
27	-----	§SEAL, Pocket – See "C"	1
28	-----	§BEARING, Roller – See "C"	2
29	1566796	SHAFT, Connecting	1
30	-----	§PLATE, Thrust – See "B" & "C"	1
31	1566881	PLUG	1
32	-----	§SEAL, Pocket – See "C"	1
33	-----	§SEAL, Pocket – See "C"	1

*NOTE: Sold in Sets Only
 §Not Sold Separately

WHEN ORDERING PARTS, ALWAYS STATE MODEL AND SERIAL NO. OF MACHINE

CLARK EQUIPMENT COMPANY



1636

PUMP – SUSPENSION CHARGING

For Serial: 431A-101 thru 166

Item	Part No.	Description	Qty.	Item	Part No.	Description	Qty.
A	1564733	*PUMP ASSY (Inc 1 thru 24)	1	15	-----	§SPRING – See "B"	1
B	894215	SEAL KIT (Inc 6, 11, 12, 13, 14, 15, 16 & 18)	1	16	-----	§BALL, Steel – See "B"	1
1	1C-548	BOLT	1	17	1577488	PLATE, Front	1
2	1C-540	BOLT	1	18	3490597	SEAL, Shaft – See "B"	1
3	1C-540	BOLT	1	19	1577489	GEAR, Idler	1
4	93G-548	BOLT	1	20	601938	PIN, Dowel	1
5	1577484	PLATE, Back	1	21	93G-548	BOLT	1
6	-----	§O-RING – See "B"	1	22	1C-540	BOLT	1
7	1577485	PLATE, Thrust	1	23	1C-540	BOLT	1
8	1577486	BODY	1	24	1C-548	BOLT	1
9	601938	PIN, Dowel	1	25	-----	PUMP ATTACHING PARTS – See Index	1
10	1577487	GEAR, Drive	1	26	1575610	†ADAPTER	1
11	-----	§DIAPHRAGM – See "B"	1	26A	91F-07	†O-RING	1
12	-----	§GASKET, Back-Up – See "B"	1	27	1576729	†ADAPTER	1
13	-----	§GASKET, Protector – See "B"	1	27A	91F-08	†O-RING	1
14	-----	§SEAL, Diaphragm – See "B"	1				

*NOTE: For complete replacement use 1585403 Pump; (1) 1578580

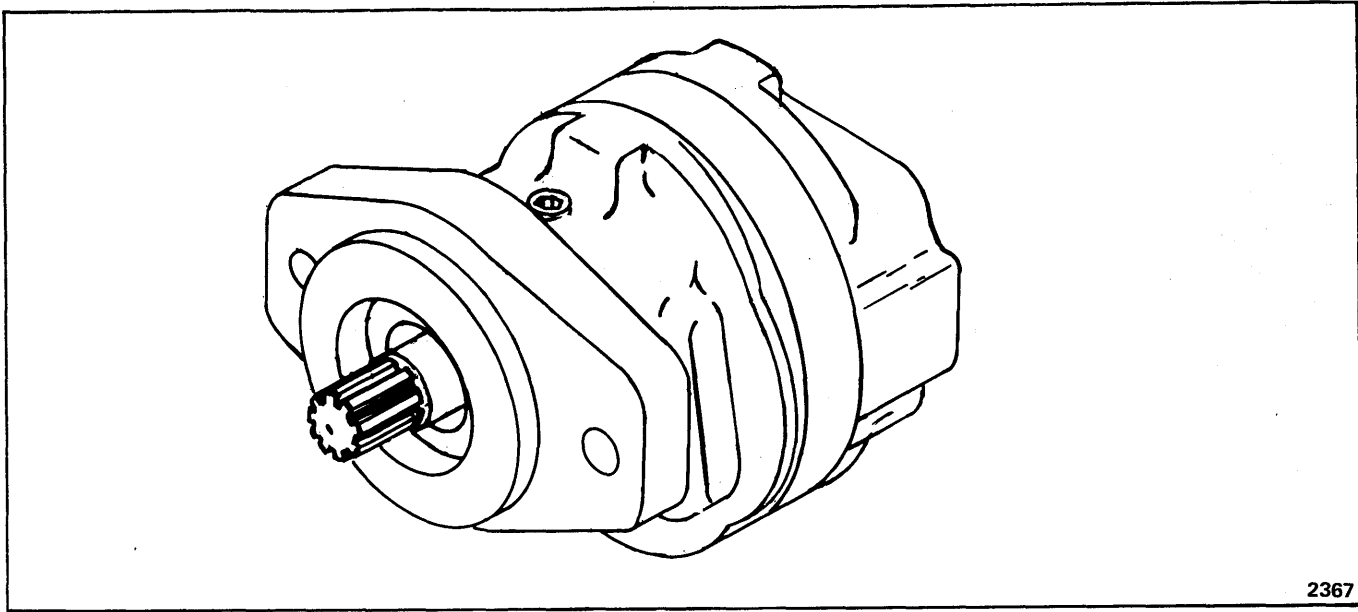
† Not Illustrated

§ Not Sold Separately

Adapter; (1) 91F-08 O-Ring; (1) 1576729 Adapter; (1) 91F-08 O-Ring

WHEN ORDERING PARTS, ALWAYS STATE MODEL AND SERIAL NO. OF MACHINE

CLARK EQUIPMENT COMPANY



PUMP – SUSPENSION CHARGING

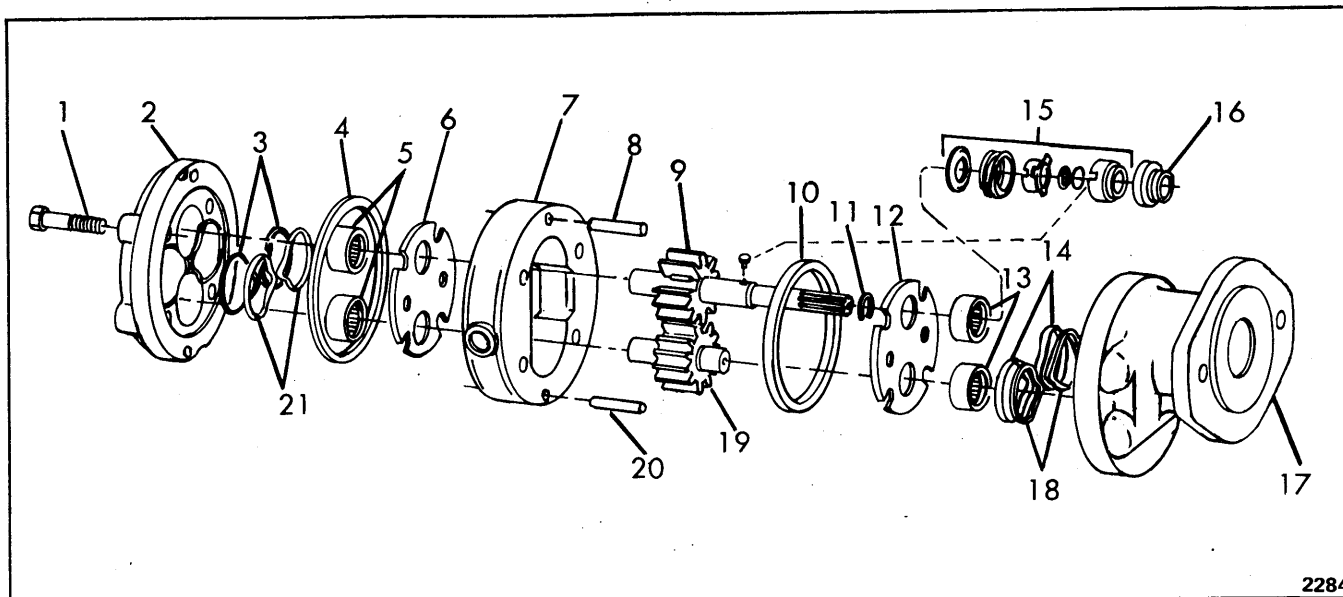
Item	Part No.	Description	Qty.
A	1578567	*PUMP, Charging	1
B	992277	SEAL KIT	1
1	1578580	†ADAPTER	1
1A	91F-08	†O-RING	1
2	1578581	†ADAPTER	1
2A	91F-10	†O-RING	1

*NOTE: For Complete Replacement use 1585403 Pump; (1) 1578580 Adapter; (1) 91F-08 O-Ring; (1) 1576729 Adapter; (1) 91F-08 O-Ring.

† Not Illustrated

WHEN ORDERING PARTS, ALWAYS STATE MODEL AND SERIAL NO. OF MACHINE

CLARK EQUIPMENT COMPANY



2284

PUMP – SUSPENSION CHARGING

For Serial: 431A-250 & After

Item	Part No.	Description	Qty.	Item	Part No.	Description	Qty.
A	1584925	*PUMP,Suspension Charging – (Inc 1 thru 21)	1	12	----	SWEAR PLATE	1
B	962198	SEAL KIT ASSY (Inc 3, 4, 6, 10, 12, 14, 15, 16, 18 & 21)	1	13	916300	BEARING, Roller	2
1	12G-836	BOLT	4	14	----	SRING, Back-Up	2
2	961087	COVER	1	15	----	SSEAL ASSY	1
3	----	SSEAL	2	16	----	SSEAT ASSY, Seal	1
4	----	SRING, Seal	1	17	962152	ADAPTER	1
5	961300	BEARING, Roller	2	18	----	SSEAL	2
6	----	SWEAR PLATE	1	19	962154	DRIVEN GEAR ASSY	1
7	962151	HOUSING	1	20	675024	PIN, Dowel	1
8	675024	PIN, Dowel	1	21	----	SRING, Back-Up	2
9	962153	DRIVE GEAR ASSY	1	22	1578580	†ADAPTER	1
10	----	SRING, Seal	1	22A	91F-08	†O-RING	1
11	961313	RING, Retainer	1	23	1576729	†ADAPTER	1
				23A	91F-08	†O-RING	1

*NOTE: For Complete Replacement use 1585403 Pump. Use existing

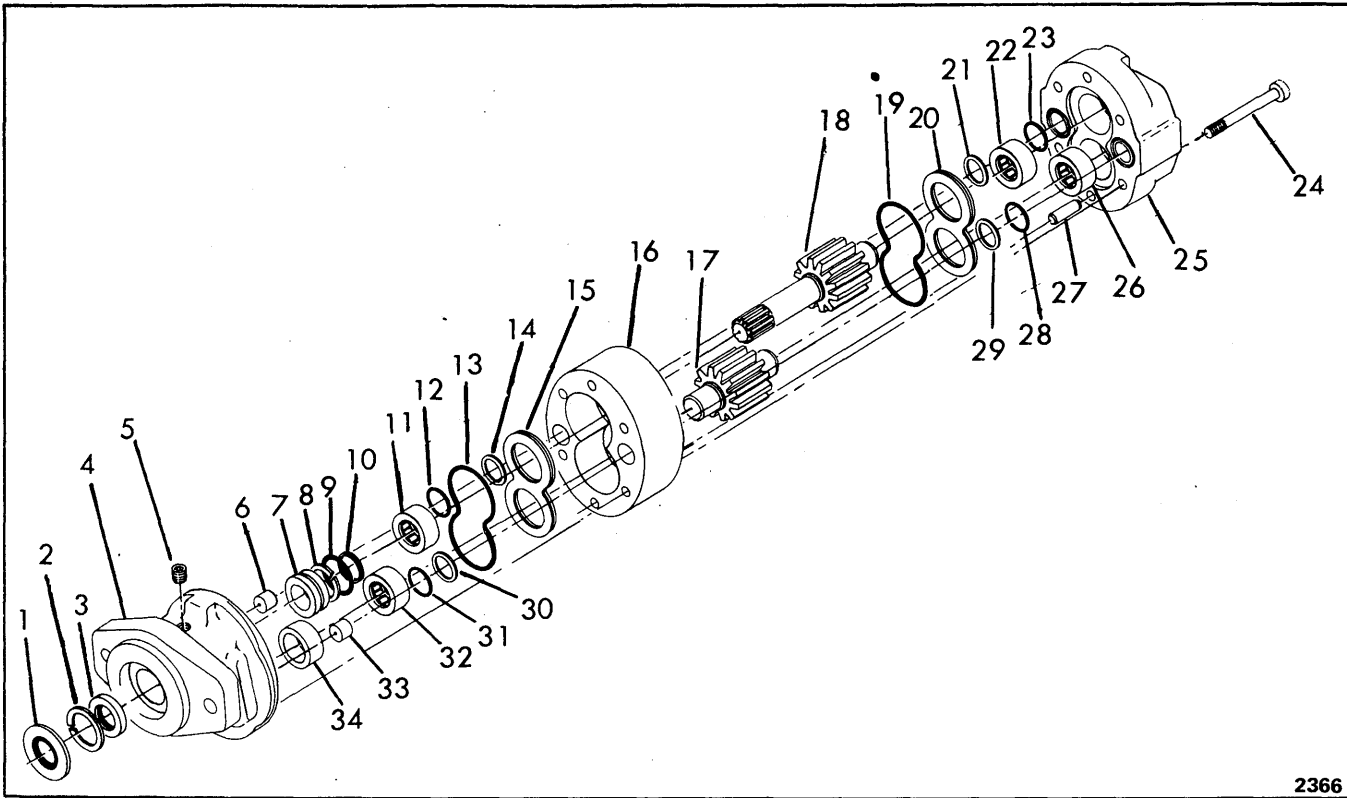
Adapters and O-Rings.

† Not Illustrated

§ Not Sold Separately

WHEN ORDERING PARTS, ALWAYS STATE MODEL AND SERIAL NO. OF MACHINE

CLARK EQUIPMENT COMPANY



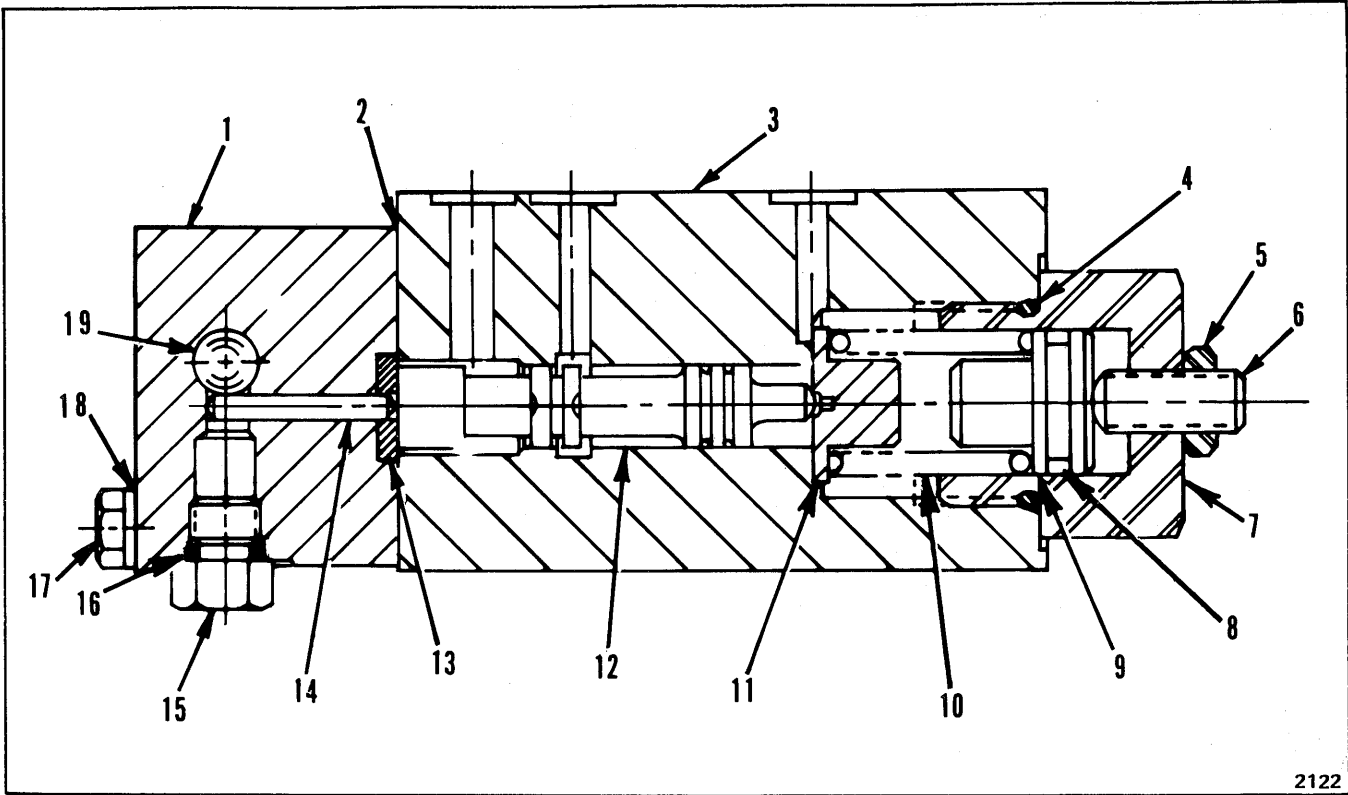
2366

PUMP – SUSPENSION CHARGING

Item	Part No.	Description	Qty.	Item	Part No.	Description	Qty.
A	1585403	PUMP ASSY (Inc 1 thru 34)	1	18	962563	SHAFT, Drive	1
1	962565	WIPER	1	19	25K-40328	O-RING	1
2	868744	RING, Snap	1	20	961090	WEAR PLATE	1
3	962569	SEAL	1	21	961302	RING, Back-Up	1
4	962561	ADAPTER	1	22	961300	BEARING, Roller	1
5	16F-2	PLUG	1	23	961301	SEAL	1
6	962568	VALVE, Check	1	24	962562	COVER	1
7	962566	BUSHING	1	25	12G-840	BOLT	4
8	962570	RING, Back-Up	1	26	961300	BEARING, Roller	1
9	58K-121	O-RING	1	27	675024	DOWEL	2
10	962571	SEAL	1	28	961301	SEAL	1
11	961300	BEARING, Roller	1	29	961302	RING, Back-Up	1
12	961301	SEAL	1	30	961302	RING, Back-Up	1
13	25K-40328	O-RING	1	31	961301	SEAL	1
14	961302	RING, Back-Up	1	32	961300	BEARING, Roller	1
15	961090	WEAR PLATE	1	33	962568	VALVE, Check	1
16	962151	HOUSING	1	34	962567	SPACER	1
17	962564	SHAFT, Driven	1				

WHEN ORDERING PARTS, ALWAYS STATE MODEL AND SERIAL NO. OF MACHINE

CLARK EQUIPMENT COMPANY



VALVE—PRESSURE OVERRIDE

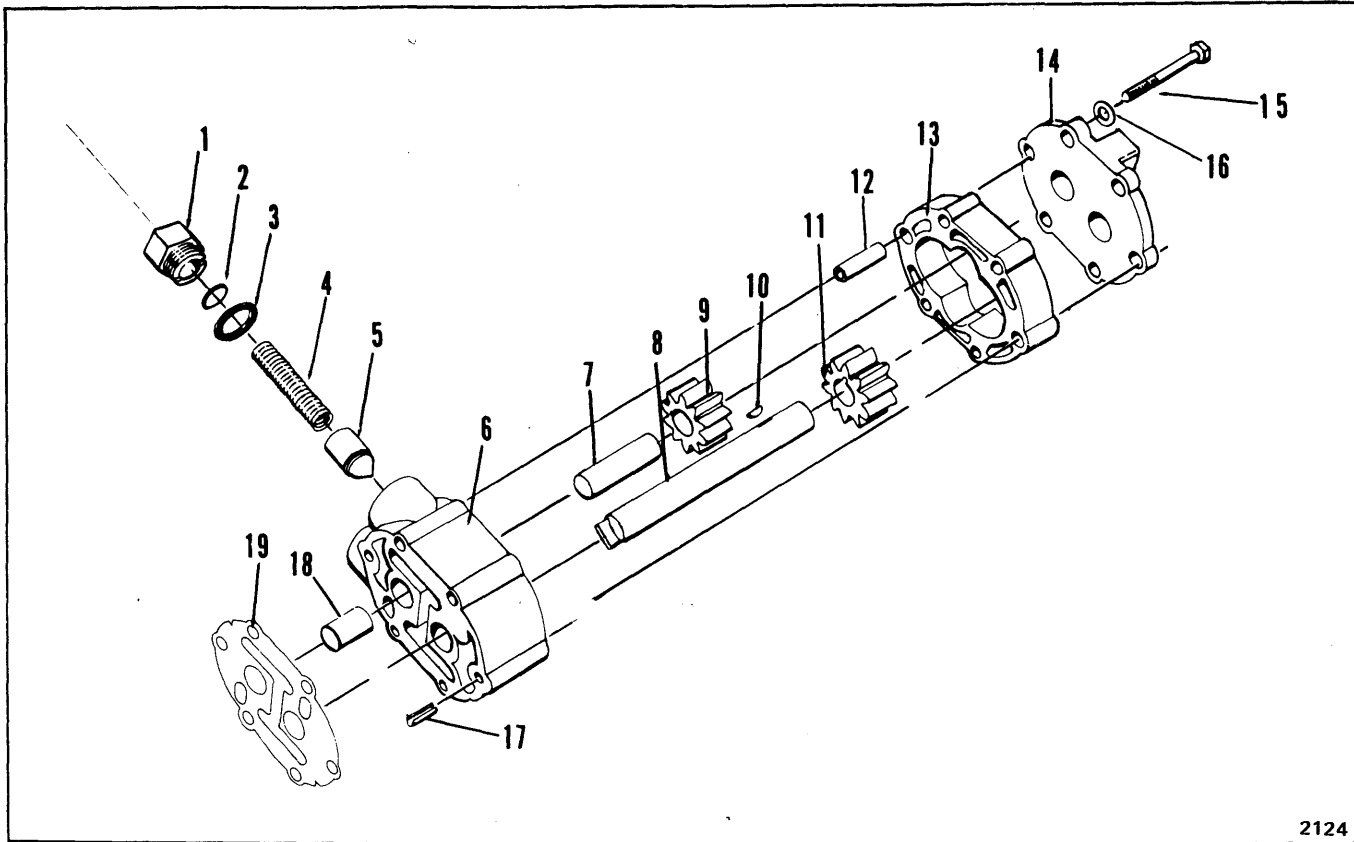
Item	Part No.	Description	Qty.
A	961346	PRESSURE OVERRIDE VALVE (Inc 1 thru 19)	1
1	961385	COVER	1
2	961386	GASKET	1
3	---	SHOUSING - See A	1
4	91F-9	O-RING	1
5	8D-6	NUT	1
6	961405	SCREW	1
7	961403	PLUG	1
8	25K-30022	O-RING	1
9	961389	SEAT	1
10	961388	SPRING	1
11	961387	SEAT	1
12	---	SSPOOL - See A	1
13	961404	STOP	1
14	3679926	PIN	1
15	24K-3	PLUG (Inc 16)	1
16	91F-3	O-RING	1
17	1C-432	BOLT	2
18	6518479	LKWSHR	2
19	1580759	BALL	1
20	17K-3	†ELBOW	2

†Not Illustrated

§Not Sold Separately

WHEN ORDERING PARTS, ALWAYS STATE MODEL AND SERIAL NO. OF MACHINE

CLARK EQUIPMENT COMPANY



2124

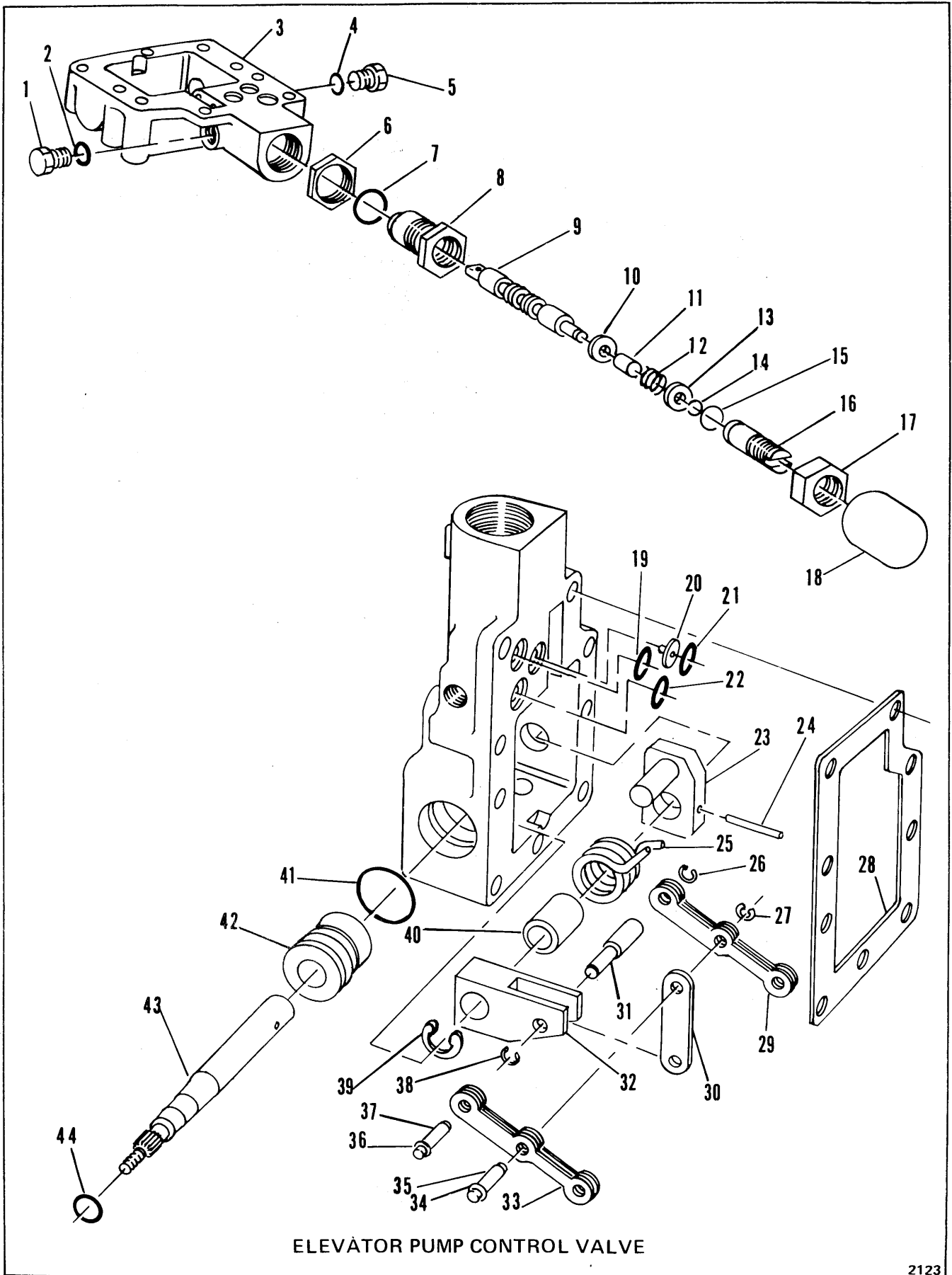
CHARGE PUMP – ELEVATOR

Item	Part No.	Description	Qty.
A	961459	PUMP ASSY (Inc 1 thru 19)	1
1	4149486	PLUG	1
2	6518642	‡SHIM	—
3	91F-7	O-RING	1
4	6518657	SPRING	1
5	6518656	VALVE, Relief	1
6	----	BODY ASSY	1
7	----	PIN	1
8	----	SHAFT, Drive	1
9	----	SPACER, Plate Assy	1
10	----	KEY	1
11	----	SPACER, Plate Assy	1
12	----	PIN	2
13	----	SPACER, Plate Assy	1
14	----	END CAP	1
15	9007201	BOLT	2
16	6518479	WASHER	2
17	6514514	PIN	1
18	961445	SPACER	1
19	6518481	GASKET	1

‡ As Required

WHEN ORDERING PARTS, ALWAYS STATE MODEL AND SERIAL NO. OF MACHINE

CLARK EQUIPMENT COMPANY



ELEVATOR PUMP CONTROL VALVE

2123

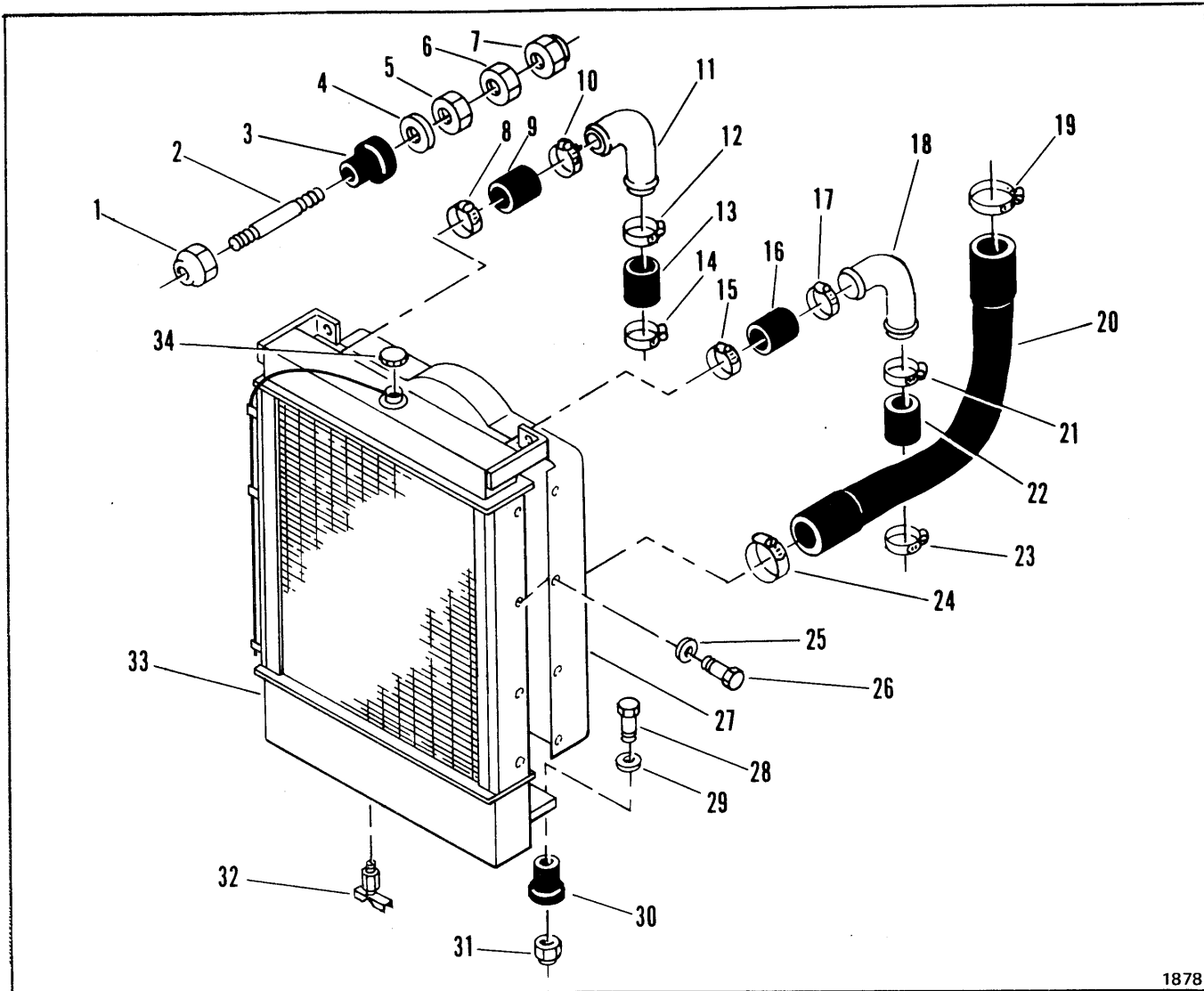
CLARK EQUIPMENT COMPANY

ELEVATOR PUMP CONTROL VALVE

Item	Part No.	Description	Qty.
A	961345	KIT, Valve (Inc 1 thru 44)	1
1	24K-3	PLUG	1
2	91F-3	O-RING	1
3	961444	HOUSING, Control Valve	1
4	91F-3	O-RING	1
5	24K-3	PLUG	1
6	6518723	NUT	1
7	5290880	O-RING	1
8	6518646	HOUSING, Spring	1
9	6518647	SPOOL	1
10	6518725	WASHER	1
11	961443	SLEEVE, Centering Spring	1
12	6518659	SPRING, Centering	1
13	6518725	WASHER	1
14	4149759	RETAINER	1
15	58K-014	O-RING	1
16	6518726	SCREW, Adj.	1
17	8D-12	JAM NUT	1
18	6518653	COVER	1
19	58K-014	O-RING	1
20	1579767	ORIFICE	1
21	58K-014	O-RING	1
22	58K-014	O-RING	1
23	6518645	ACTUATOR	1
24	305307	PIN	1
25	6518641	SPRING, Neutral Return	1
26	1315140	RETAINER	1
27	1315140	RETAINER	1
28	6518473	GASKET	1
29	5201883	LINK	1
30	6518654	LINK	1
31	6518655	STOP, Spring Return	1
32	6518661	LINK	1
33	5201883	LINK	1
34	1315140	RETAINER	1
35	6518729	PIN, Pivot	1
36	1315140	RETAINER	1
37	6518729	PIN, Pivot	1
38	1315140	RETAINER	1
39	6519023	RETAINER	1
40	6518638	SLEEVE, Spring Return	1
41	25K-30102	O-RING	1
42	6518658	BUSHING, Control Shaft	1
43	6518644	SHAFT	1
44	58K-012	O-RING	1

WHEN ORDERING PARTS, ALWAYS STATE MODEL AND SERIAL NO. OF MACHINE

CLARK EQUIPMENT COMPANY



1878

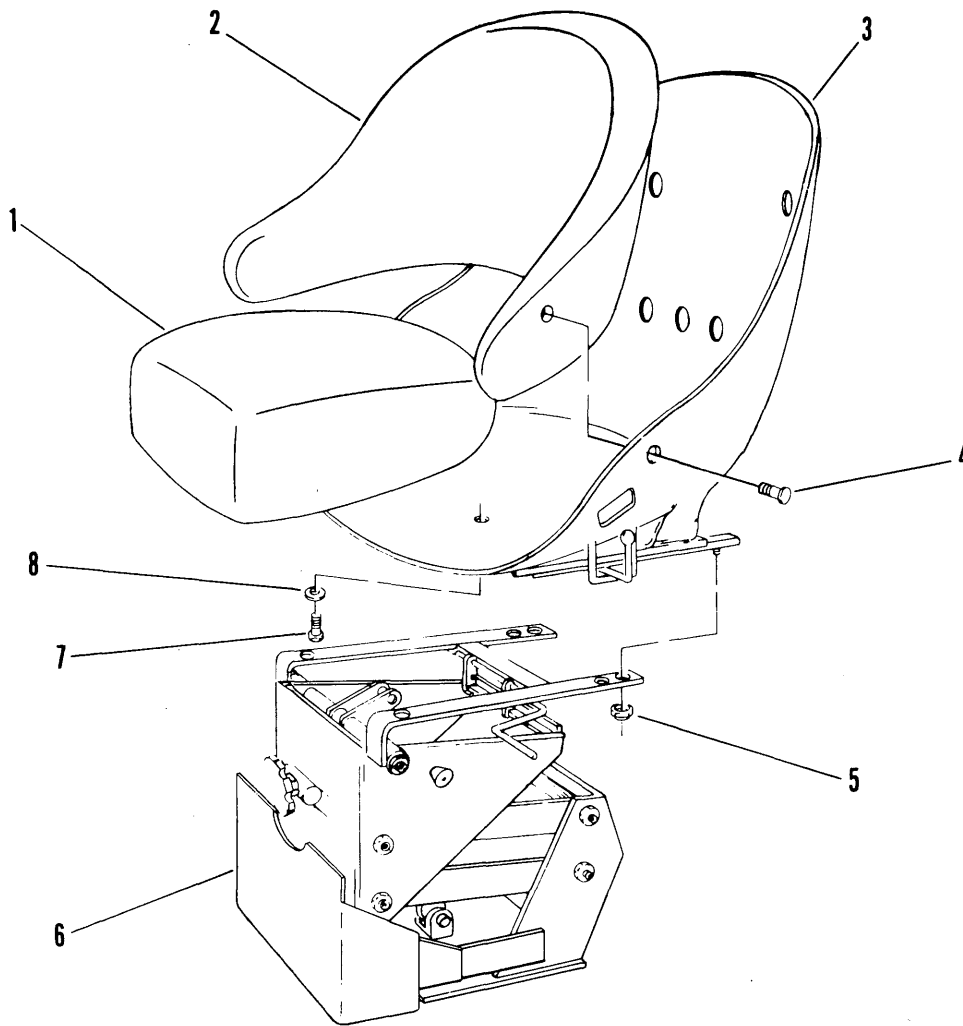
RADIATOR, OIL COOLER AND CONNECTIONS

Item	Part No.	Description	Qty.
1	59D-08	NUT	2
2	1576814	ROD	2
3	584501	PAD	2
4	584502	WASHER	2
5	7D-08	NUT, Jam	2
6	7D-08	NUT, Jam	2
7	59D-08	NUT	2
8	43H-1262	CLAMP	1
9	1M-18040	HOSE	1
10	43H-1262	CLAMP	1
11	1530208	TUBE	1
12	43H-1262	CLAMP	1
13	1M-18040	HOSE	1
14	43H-1262	CLAMP	1
15	43H-1262	CLAMP	1
16	1M-18040	HOSE	1
17	43H-1262	CLAMP	1

Item	Part No.	Description	Qty.
18	1530208	TUBE	1
19	43H-1319	CLAMP	1
20	1572278	HOSE	1
21	43H-1262	CLAMP	1
22	1M-18040	HOSE	1
23	43H-1262	CLAMP	1
24	43H-1319	CLAMP	1
25	25E-13	LKWSHR	8
26	17C-408	BOLT	8
27	1580454	SHROUD	1
28	17C-1056	BOLT	2
29	569070	WASHER	2
30	1527276	PAD	2
31	59D-10	NUT	2
32	72F-02	DRAIN COCK	1
33	1575903	RADIATOR (Inc. Oil Cooler)	1
34	863364	CAP, Radiator	1

WHEN ORDERING PARTS, ALWAYS STATE MODEL AND SERIAL NO. OF MACHINE

CLARK EQUIPMENT COMPANY

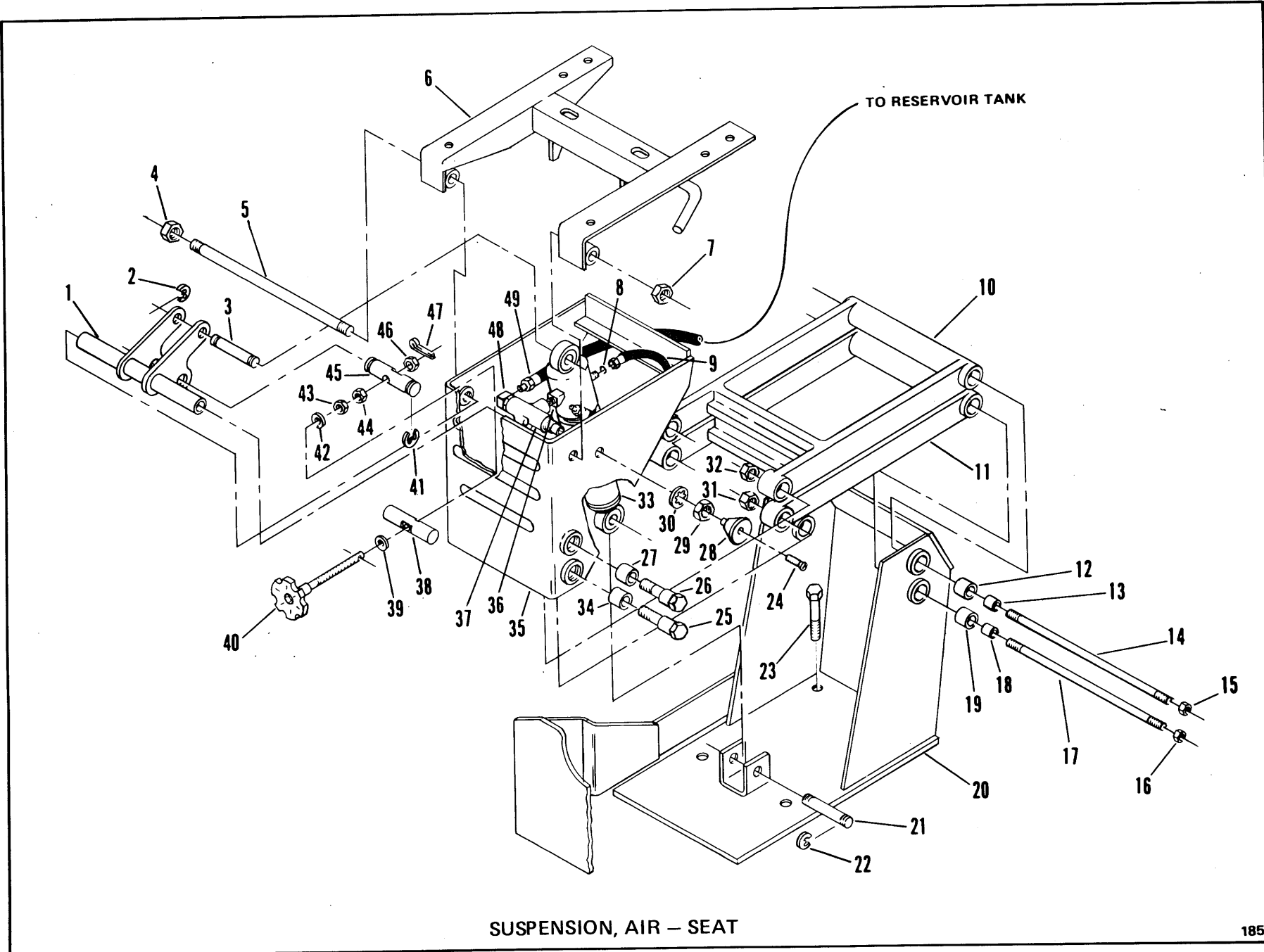


1856

SEAT ASSEMBLY

Item	Part No.	Description	Qty.
A	1572355	TRACTOR SEAT ASSY (Inc. 1, 2, 3, 4, 7 & 8)	1
1	1584855	CUSHION	1
2	948143	BACKREST	1
3	944982	SHELL	1
4	1574048	BOLT.....	7
5	59D-05	NUT	4
6	----	SUSPENSION, Seat - See Index.....	1
7	17C-610	BOLT	4
8	4E-06	LKWSHR	4

WHEN ORDERING PARTS, ALWAYS STATE MODEL AND SERIAL NO. OF MACHINE



CLARK EQUIPMENT COMPANY

SUSPENSION, AIR - SEAT

CLARK EQUIPMENT COMPANY

SUSPENSION, AIR – SEAT

Item	Part No.	Description	Qty.
A	1549444	SUSPENSION, Seat	1
B	962318	AIR CONTROL KIT (Inc. 8, 9, 24, 28, 29, 30, 36, 37, 48)	1
C	1550573	*ARM KIT (Inc. 12, 13, 14, 15, 15A)	2
D	960136	HANDLE ADJUSTMENT KIT (Inc. 38, 39, 40, 41, 42, 43, 44, 46, 47)	1
E	960138	KNOB CONTROL KIT (Inc. 24, 28)	1
1	1550569	ARM, Pivot	1
2	799119	RING, Retainer	2
3	1550095	SHAFT	1
4	43D-08	NUT	1
5	1566872	SHAFT	1
6	1550571	TILT ASSY	1
7	43D-08	NUT	1
8	947166	GASKET – See "B"	1
9	947084	HOSE – See "B"	1
10	----	*§§ ARM – See "C"	1
11	----	*§§ ARM – See "C"	1
12	945798	BEARING	2
13	1550584	SPACER – See "C"	2
14	1550585	SHAFT – See "C"	1
15	43D-08	NUT – See "C"	2
15A	25E-08	† LKWSHR – See "C"	2
16	43D-08	NUT	2
16A	23E-08	† LKWSHR	2
17	1550585	SHAFT	1
18	1550584	SPACER	2
19	945798	BEARING	2
20	960134	BASE ASSY	1
21	1550095	SHAFT	1
22	799119	RING, Retainer	2
23	17C-820	BOLT	4
23A	----	OMIT	4
23B	17D-06	NUT	4
24	41G-610	SCREW, Machine – See "E"	1
25	945804	BOLT, Shoulder	2
26	945804	BOLT, Shoulder	2
27	945798	BEARING	2
28	----	§ KNOB – See "B" & "E"	1
29	8D-10	NUT, Panel – See "B"	1
30	9E-10	LKWSHR – See "B"	1
31	43D-08	NUT	2
32	43D-08	NUT	2
33	1550570	AIR SHOCK ABSORBER	1
34	945798	BEARING	2
35	1550567	UPPER SUPPORT ASSY	1
36	730618	ELBOW – See "B"	1
37	----	§ VALVE – See "B"	1
38	1550094	SHAFT – See "D"	1
39	25E-21	WASHER – See "D"	1
40	----	§ HANDLE & SHAFT – See "D"	1
41	799759	RING, Retainer	2
42	25E-21	WASHER – See "D"	1
43	7D-08	NUT – See "D"	1
44	7D-08	NUT – See "D"	1
45	1550092	SHAFT	1
46	3D-08	NUT – See "D"	1
47	1F-312	COTTER – See "D"	1
48	31F-1	FITTING – See "B"	1
49	1567157	HOSE	1

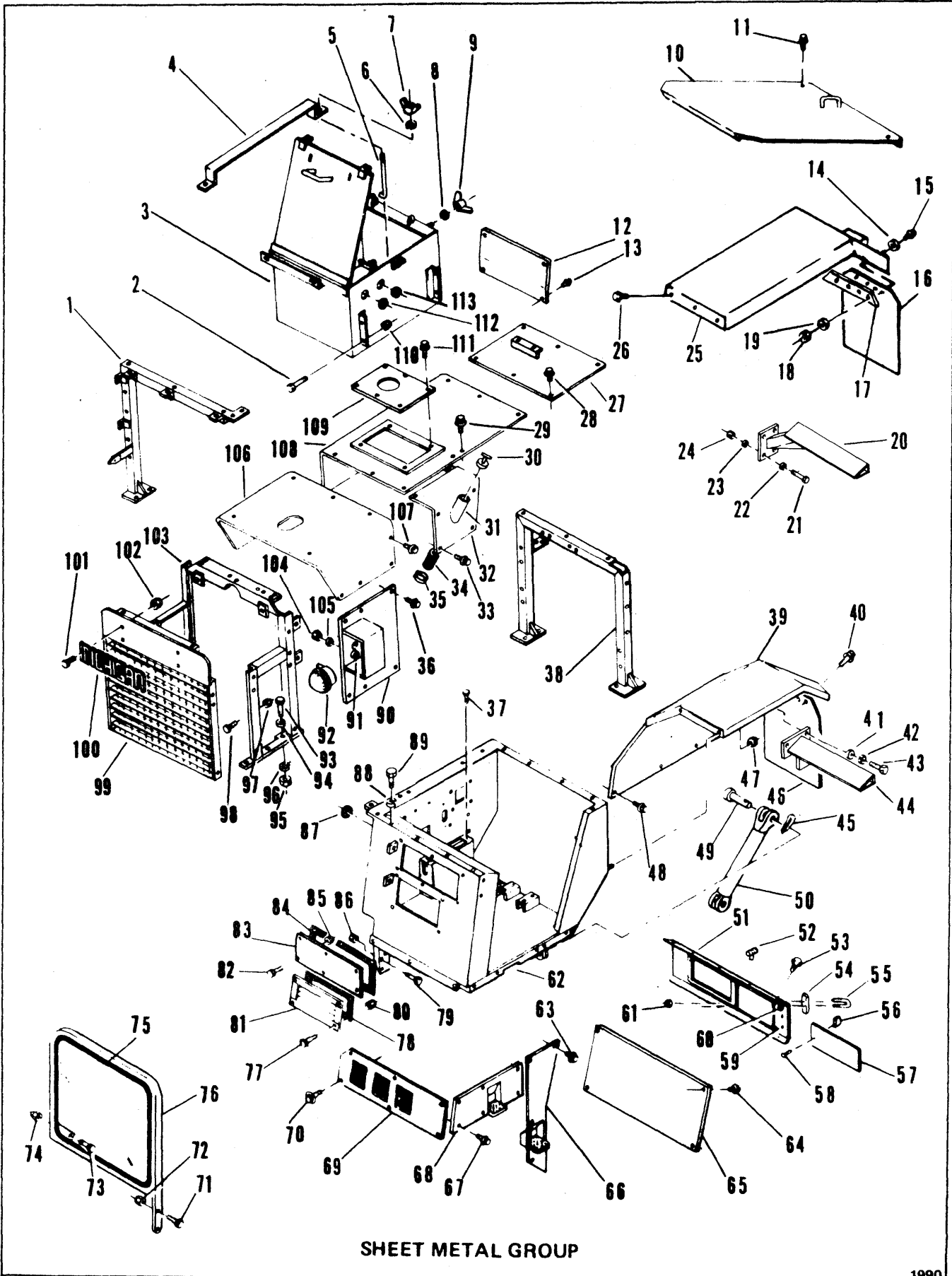
*NOTE: Quantity listed in Kit 1550573 is for one (1) Arm only.

† Not Illustrated

§ Not Sold Separately

WHEN ORDERING PARTS, ALWAYS STATE MODEL AND SERIAL NO. OF MACHINE

CLARK EQUIPMENT COMPANY



SHEET METAL GROUP

1990

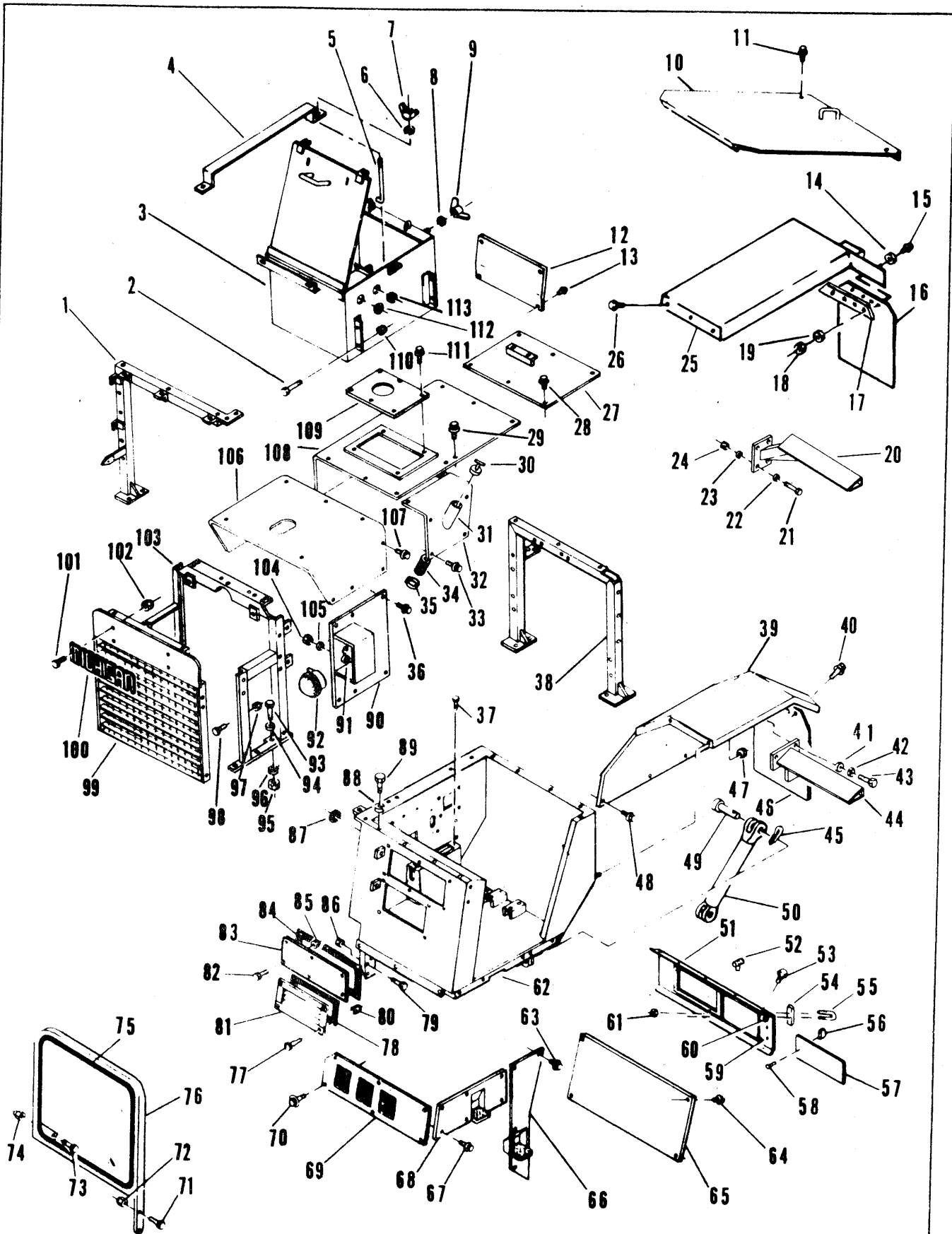
CLARK EQUIPMENT COMPANY

SHEET METAL GROUP

Item	Part No.	Description	Qty.
1	1573264	SUPPORT, Center	1
2	17C-844	BOLT	4
3	1573248	BOX, Battery	1
4	1558821	CLAMP, Battery	2
5	1555455	"J" BOLT	4
6	4E-06	LKWSHR	4
7	61D-06	NUT, Wing	4
8	25E-18	WASHER	2
9	61D-06	NUT, Wing	2
10	1555176	COVER, Push Bar	1
11	1550938	BOLT	2
12	1557116	PANEL	1
13	1550938	BOLT	4
14	25E-18	WASHER	8
15	17C-624	BOLT	8
16	1579268	FLAP	2
17	1573067	BACKING PLATE	2
18	59D-06	NUT	8
19	25E-18	WASHER	8
20	1578739	SUPPORT, Scraper L.H. (For Serial: 225A-134, 136, 137, 138, 141, 142, 144 thru 165, 167, 169 & After)	1
20A	1578738	†SUPPORT, Scraper R.H. (For Serial: 225A-134, 136, 137, 138, 141, 142, 144 thru 165, 167, 169 & After)	1
21	17C-824	BOLT	8
22	25E-22	WASHER	8
23	25E-22	WASHER	8
24	59D08	NUT	8
25	1575745	FENDER, Scraper L.H.	1
25A	1575746	†FENDER, Scraper R.H.	1
26	1550938	BOLT	10
27	1576115	HOOD, Rear	1
28	1550938	BOLT	6
29	1550938	BOLT	8
30	-----	CAP, Oil (G.M. #5117362	1
31	1575447	TUBE (Oil Filler)	1
32	1575446	PANEL ASSY	1
33	1550938	BOLT	5
34	652912	HOSE	1
35	42H-32	CLAMP	2
36	1550938	BOLT	6
37	17C-416	BOLT	2
37A	59D-04	†NUT	2
38	1573268	SUPPORT, Rear	1
39	1574978	FENDER, Tractor L.H. (For Serial: 224A-101 thru 165)	1
39A	1574977	†FENDER, Tractor R.H. (For Serial: 224A-101 thru 165)	1
39B	1578289	†FENDER, Tractor L.H. (For Serial: 224A-166 & After)	1
39C	1578288	†FENDER, Tractor R.H. (For Serial: 224A-166 & After)	1
40	17C-624	BOLT	8
41	25E-22	WASHER	8
42	4E-08	LKWSHR	8
43	17C-820	BOLT	8
44	1577952	SUPPORT, Tractor L.H. (For Serial: 224A-166 & After)	1
44A	1577951	SUPPORT, Tractor R.H. (For Serial: 224A-166 & After)	1
45	1F-740	COTTER	2
46	1579268	FLAP	2
47	59D-06	NUT	2
48	1550938	BOLT	14
49	1564317	PIN	2
50	1578891	SUPPORT	1
51	1574533	DASHBOARD	1
52	1564674	LOCK (Key included)	1
53	1550938	BOLT	9
54	1575130	SPACER	1
55	1575132	"U" BOLT (Inc. 61)	1

WHEN ORDERING PARTS, ALWAYS STATE MODEL AND SERIAL NO. OF MACHINE

CLARK EQUIPMENT COMPANY



SHEET METAL GROUP

1990

CLARK EQUIPMENT COMPANY

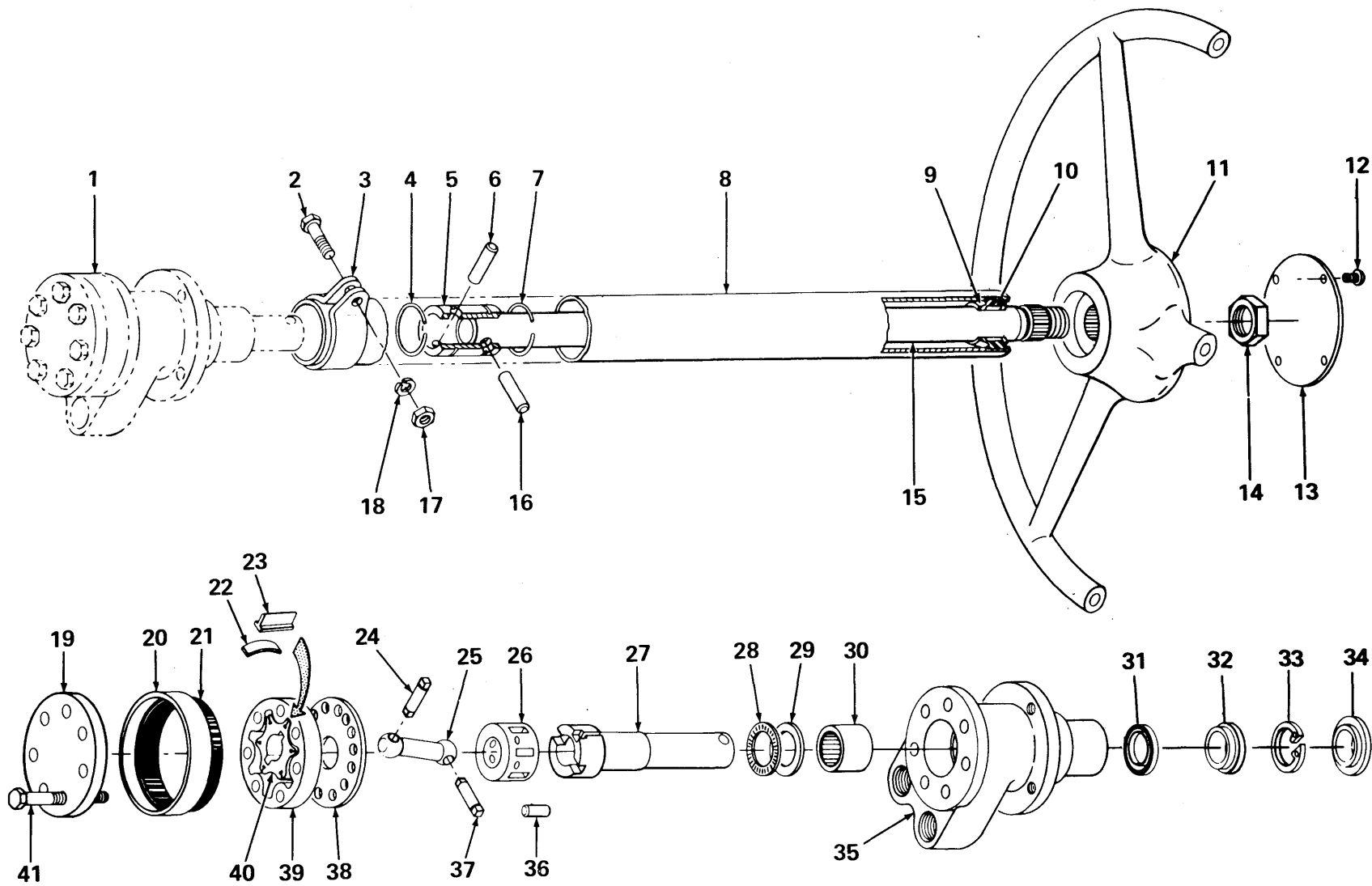
SHEET METAL GROUP (Continued)

Item	Part No.	Description	Qty.
56	1574859	HANDLE	1
57	1574860	COVER	1
58	18G-808	SCREW	2
59	-----	KILL CABLE (Ref) - See Index	1
60	-----	VALVE, Emergency (Ref) - See Index	1
61	61D-06	NUT	2
61A	4E-06	†LKWSHR	2
62	1578816	COCKPIT	1
62A	1574992	†PLATE	1
63	1550938	BOLT	4
64	1550938	BOLT	4
65	1564152	PANEL	1
66	1575267	STEP ASSY	1
67	1550938	BOLT	6
68	1574730	STEP ASSY	1
69	1574686	PANEL, Louvered	1
70	1550938	BOLT	6
71	17C-616	BOLT	2
72	59D-06	NUT	2
73	17C-616	BOLT	1
74	59D-06	NUT	1
75	569694	MOULDING	9'
76	1574902	WINDSHIELD (Inc Glass)	1
77	17C-616	BOLT	4
78	1575403	GASKET	1
79	17C-816	BOLT	4
80	59D-06	NUT	4
81	1564698	SHUTTER	1
82	17C-616	BOLT	6
83	1575242	*PLATE	1
83A	1579745	*PLATE	1
84	1575403	*GASKET	1
84A	1579744	*GASKET	1
85	59D-06	NUT	6
86	59D-08	NUT	4
87	652402	GROMMET	1
88	4E-06	LKWSHR	4
89	17C-840	BOLT	4
89A	59D-08	†NUT	4
90	1567401	PANEL, L.H.	1
90A	1567400	†PANEL, R.H.	1
91	626718	SPACER	2
92	548088	HEADLIGHT ASSY (Inc 92A & 92B)	4
92A	944872	†RETAINER	4
92B	551244	†HEADLAMP	4
93	17C-624	BOLT	6
94	25G-18	WASHER	6
95	59D-06	NUT	6
96	25E-18	WASHER	6
97	59D-06	NUT	4
98	17C-616	BOLT	4
99	1567402	GRILLE	1
100	1530098	NAMEPLATE (MICHIGAN)	1
101	8G-424	SCREW	4
102	60D-04	NUT	4
103	1572155	SUPPORT	1
104	60D-04	NUT	4
105	635682	WASHER	4
106	1575355	COWL	1
107	1576120	HOOD	1
108	1550938	BOLT	13
109	1576117	PANEL	1
110	59D-08	NUT	4
111	1550938	BOLT	4
112	1551008	GROMMET	1
113	1551008	GROMMET	1

*NOTE: Order if applicable.

† Not Illustrated

WHEN ORDERING PARTS, ALWAYS STATE MODEL AND SERIAL NO. OF MACHINE



STEERING COLUMN & PUMP ASSEMBLY

TS-10846

CLARK EQUIPMENT COMPANY

STEERING COLUMN & PUMP ASSEMBLY

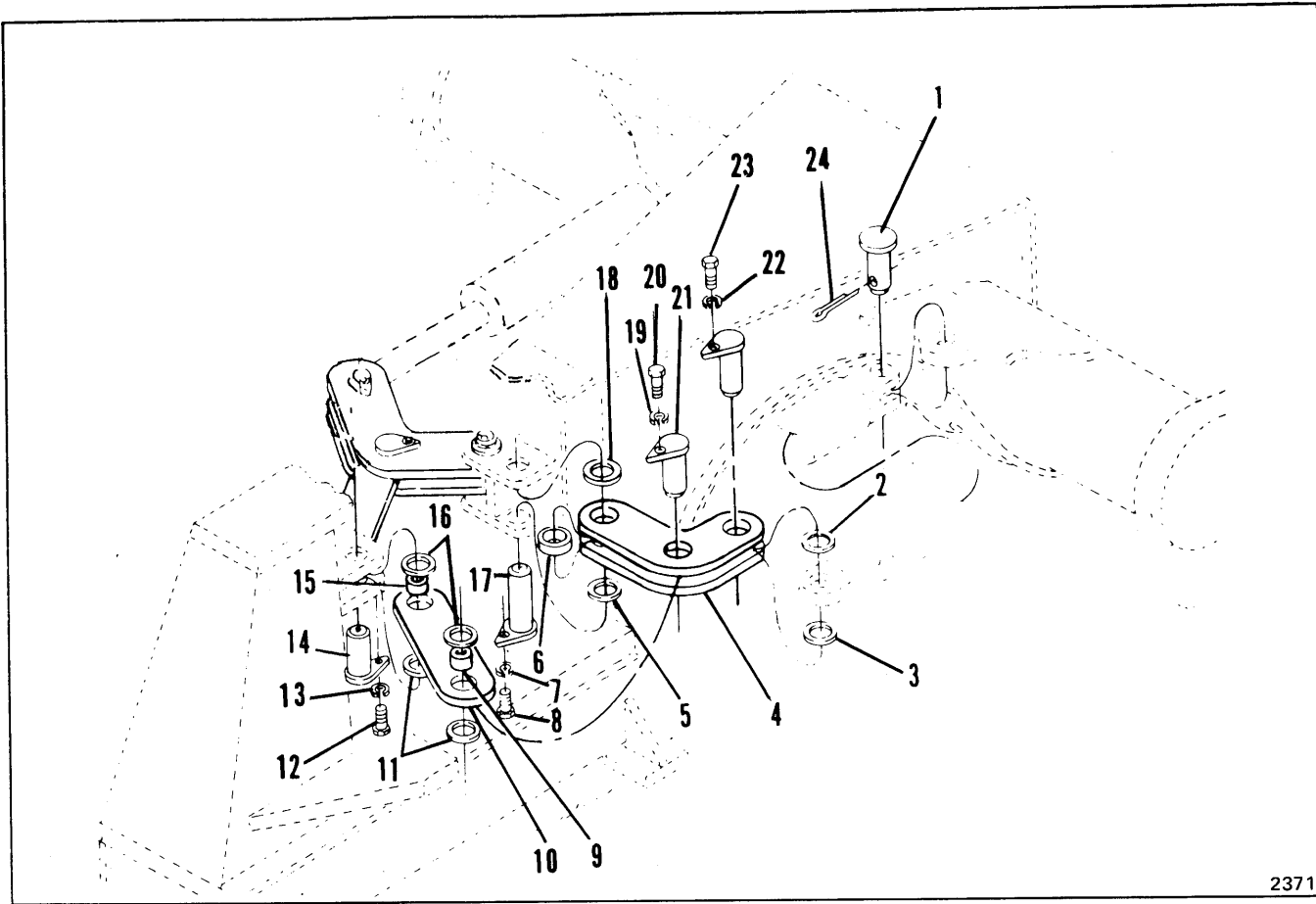
Item	Part No.	Description	Qty.
A	1564649	STEERING COLUMN & PUMP ASSY (Inc 1 thru 10, 14 thru 18)	1
B	996330	SEAL KIT, Pump Shaft (Inc 31, 32 & 34)	1
1	962313	PUMP, Hydrostatic (Inc 19 thru 41)	1
2	2C-532	BOLT, Clamp	1
3	949065	CLAMP ASSY, Jacket Tube (Inc 2, 17 & 18)	1
4	3575212	RING, Pin Retaining	1
5	962314	COUPLING, Shaft	1
6	949061	PIN, Connecting	1
7	3575212	RING, Pin Retaining	1
8	949063	TUBE ASSY, Jacket (Inc 9 & 10)	1
9	949064	BUSHING & RETAINER ASSY (Inc 10).....	1
10	— — — —	SBUSHING (See 8 & 9)	1
11	873414	WHEEL, Steering	1
12	65G-406	SCREW, Plate Attaching	4
13	1583948	PLATE, Operating Precaution	1
14	852333	NUT, Steering Wheel	1
15	949059	SHAFT, Steering Wheel	1
16	949061	PIN, Connecting	1
17	62D-05	NUT, Clamp	1
18	6E-05	LKWSHR, Clamp	1
19	1566761	COVER, Pump End	1
20	962147	RETAINER, Seal	1
21	962148	SEAL, Rotor	1
22	— — — —	SSPRING, Vane (See 40)	6
23	— — — —	SVANE (See 40)	6
24	990540	PIN, Link	1
25	990539	LINK, Rotor Drive	1
26	— — — —	SCOMMUTATOR (See 35)	1
27	3551213	SHAFT, Pump	1
28	110571	BEARING, Thrust	1
29	990543	RACE, Bearing	1
30	791454	BEARING, Needle (See 35)	1
31	— — — —	SSEAL, Shaft — See B	1
32	— — — —	SSPACER, Shaft Seal — See B	1
33	954597	RING, Seal Retaining	1
34	— — — —	SSEAL, Felt Shaft — See B	1
35	1566755	BODY ASSY, Pump (Inc 26, 30 & 36)	1
36	990541	PIN, Commutator (See 35)	1
37	990540	PIN, Link	1
38	990538	PLATE, Spacer	1
39	— — — —	SSTATOR (See 40)	1
40	1564761	ROTOR ASSY (Inc 22, 23, & 39)	1
41	990534	BOLT, End Cover to Pump Body	7
42	17C-516	†BOLT, Pump Mounting	4
43	4E-05	†LKWSHR, Pump Mounting	4
44	25E-15	†WASHER, Pump Mounting	4

† Not Illustrated

§ Not Sold Separately

WHEN ORDERING PARTS, ALWAYS STATE MODEL AND SERIAL NO. OF MACHINE

CLARK EQUIPMENT COMPANY

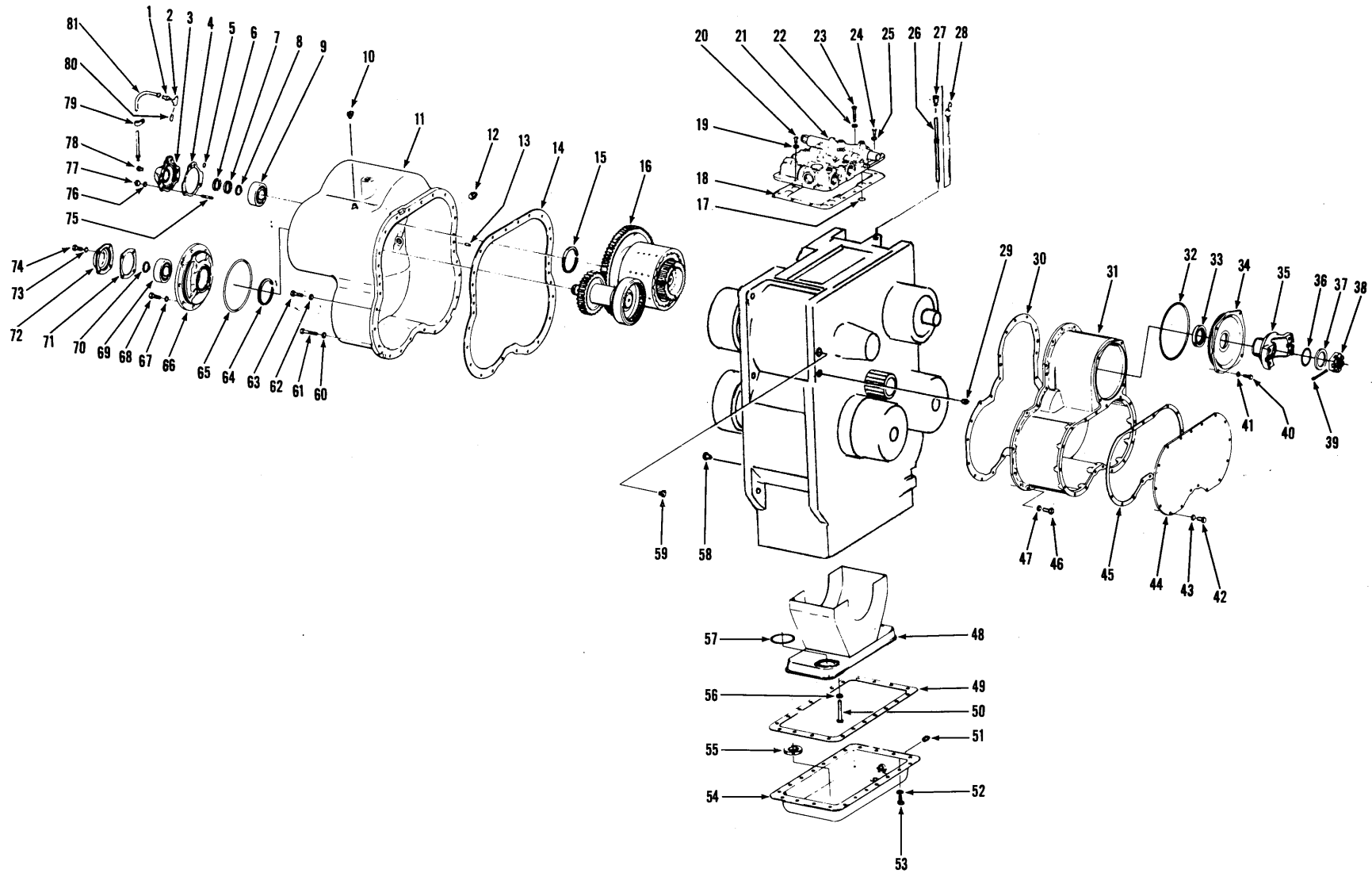


2371

STEERING LINKAGE

Item	Part No.	Description	Qty.
1	1571282	PIN, Steering Cylinder	2
2	799087	WASHER, Cylinder Pin	2
3	799087	WASHER, Cylinder Pin	2
4	1556734	ARM, Steering Linkage	2
5	799087	WASHER, Cylinder Pin	2
6	1556726	SPACER, Steering Linkage	2
7	4E-10	LKWSHR	2
8	17C-1016	BOLT, Steering Pin	2
9	1564670	BUSHING	2
10	1556715	ARM, Steering	2
11	799087	WASHER, Linkage Pin	4
12	17C-1016	BOLT, Steering Pin	2
13	4E-10	LKWSHR	2
14	1556719	PIN, Steering Linkage	2
15	1564670	BUSHING	2
16	799087	WASHER, Linkage Pin	4
17	1556724	PIN, Steering Linkage	2
18	799087	WASHER, Linkage Pin	2
19	4E-10	LKWSHR	2
20	17C-1016	BOLT, Steering Pin	2
21	1556722	PIN, Steering Linkage	4
22	4E-10	LKWSHR	2
23	17C-1016	BOLT, Steering Pin	2
24	1F-832	COTTER, Cylinder Pin	2

WHEN ORDERING PARTS, ALWAYS STATE MODEL AND SERIAL NO. OF MACHINE



TRANSMISSION ASSEMBLY & CLUTCH COVER GROUP

TS-10835

CLARK EQUIPMENT COMPANY

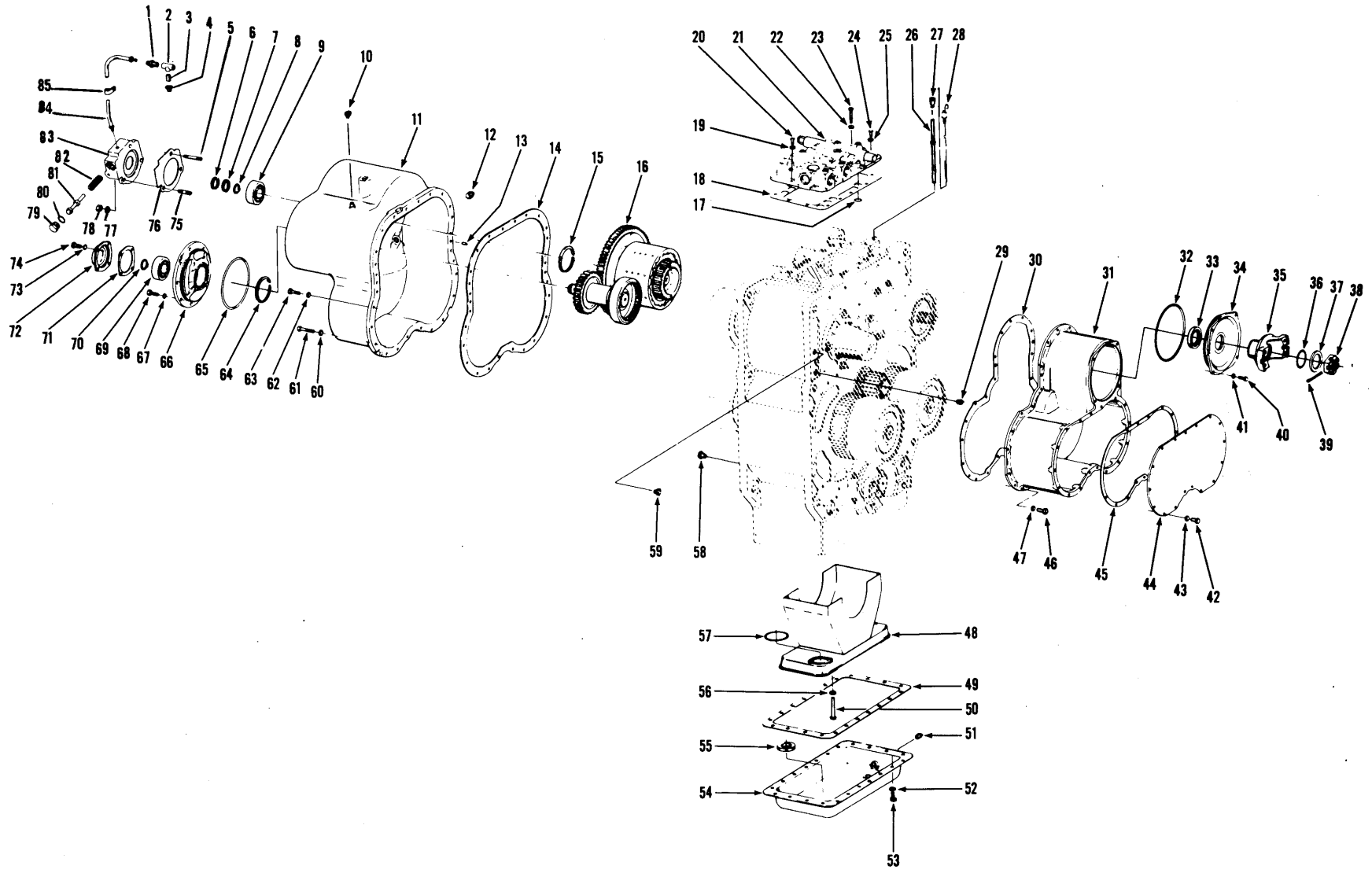
TRANSMISSION ASSEMBLY & CLUTCH COVER GROUP

For Serial: 224A-101 thru 224A-236, 224A-238 thru 224A-247, 224A-249 thru 224A-261

Item	Part No.	Description	Qty.	Item	Part No.	Description	Qty.
A	283951	TRANSMISSION ASSY (5921-1)	1	41	4E-06	LKWSHR, Clutch Cover Plate ...	4
		TRANSMISSION ASSEMBLY, under above designation includes 1 thru 82 and all items listed on pages T5-1 thru T20-1.		42	5C-616	BOLT & LKWSHR, Clutch Cover Plate (Inc. 43).....	17
1	774433	CONNECTOR	1	43	4E-06	LKWSHR, Clutch Cover Plate ...	17
2	20F-18	TEE, Hose to Control Cover	1	44	217536	PLATE, 1st & 2nd Clutch Cover	1
3	230694	CAP, Bearing	1	45	217537	GASKET, Clutch Cover Plate ...	1
4	215164	GASKET, Bearing Cap	1	46	5C-616	BOLT & LKWSHR, Clutch Cover to Case (Inc. 47)	23
5	-----	OMIT	—	47	4E-06	LKWSHR, Clutch Cover to Case	23
6	215183	RING, Piston	1	48	218358	FRAME & SCREEN ASSY, Oil Sump	1
7	215183	RING, Piston	1	49	237154	GASKET, Oil Sump	1
8	659065	RING, Bearing Retaining	1	50	1C-636	BOLT, Frame & Screen Assy to Case	3
9	1304391	BEARING	1	51	13F-12	PLUG, Oil Sump Drain	1
10	40K-06	PLUG, Pipe	1	52	4E-06	LKWSHR, Oil Sump	18
11	229997	COVER, Fwd., Rev., 3rd, 4th & Underdrive Clutch	1	53	5C-612	BOLT & LKWSHR, Oil Sump (Inc. 52)	18
12	13F-16	PLUG, Clutch Cover	1	54	217562	SUMP ASSY, Oil	1
13	214295	PIN, Dowel	2	55	525293	MAGNET, Sump	2
14	217620	GASKET, Clutch Cover	1	56	4E-06	LKWSHR, Frame & Screen Assy to Case	3
15	223901	RING, Bearing Retainer	1	57	218376	GASKET, Oil Sump Frame	1
16	-----	UNDERDRIVE SHAFT GROUP — See Index	—	58	40K-04	PLUG, Oil Level	2
17	25K-40026	O-RING, Control Valve to Case	8	59	40K-06	PLUG, Pipe	1
18	217653	GASKET, Control Valve to Case	1	60	4E-06	LKWSHR, Clutch Cover	6
19	4E-06	LKWSHR, Control Valve to Case	4	61	1C-628	BOLT, Clutch Cover	6
20	5C-616	BOLT & LKWSHR, Control Valve to Case (Inc. 19)	4	62	4E-06	LKWSHR, Clutch Cover	20
21	-----	CONTROL VALVE & COVER (See Index)	—	63	5C-618	BOLT & LKWSHR, Clutch Cover (Inc. 62)	20
22	4E-06	LKWSHR, Control Valve to Case	6	64	223901	RING, Bearing Retainer	1
23	1C-640	BOLT, Control Valve to Case	6	65	25K-40708	O-RING, Bearing Housing	1
24	1C-624	BOLT, Control Valve to Case	2	66	229998	HOUSING, Bearing	1
25	4E-06	LKWSHR, Control Valve to Case	2	67	4E-06	LKWSHR, Bearing Housing	8
26	-----	TUBE, Dipstick (See Item 28)	1	68	5C-618	BOLT & LKWSHR, Bearing Housing (Inc. 67)	8
27	-----	OMIT	—	69	1304391	BEARING, Underdrive Shaft	1
28	230613	DIPSTICK KIT (Inc. 26)	1	70	659065	RING, Bearing Retainer	1
29	13F-12	PLUG, Pipe	1	71	230076	GASKET, Bearing Cap	1
30	217519	GASKET, Clutch Cover	1	72	221408	CAP, Underdrive Shaft Bearing ...	1
31	217518	COVER, 1st, 2nd & Splitter Clutch	1	73	4E-06	LKWSHR, Bearing Cap	4
32	25K-40816	O-RING, Clutch Cover Plate	1	74	5C-618	BOLT & LKWSHR, Bearing Cap (Inc. 73)	4
33	225851	SEAL, Clutch Cover Oil	1	75	202882	STUD, Bearing Cap	3
34	217499	PLATE, Clutch Cover	1	76	4E-07	LKWSHR, Bearing Cap Stud	3
35	222233	FLANGE, Input	1	77	62D-07	NUT, Bearing Cap Stud	3
36	25K-60116	O-RING, Flange	1	78	40K-04	PLUG, Hose to Cap	1
37	222179	WASHER, Flange	1	79	6H-11	CLIP, Hose	2
38	205928	NUT, Flange	1	80	5K-106	NIPPLE, Tee	1
39	1F-636	COTTER, Flange	1	81	230338	HOSE, Bearing Cap to Control Cover Assy	1
40	5C-616	BOLT & LKWSHR, Clutch Cover Plate (Inc. 41)	4	82	40K-16	† PLUG, Oil Filler Hose	1

† Not Illustrated

WHEN ORDERING PARTS, ALWAYS STATE MODEL AND SERIAL NO. OF MACHINE



TRANSMISSION ASSEMBLY & CLUTCH COVER GROUP

CLARK EQUIPMENT COMPANY

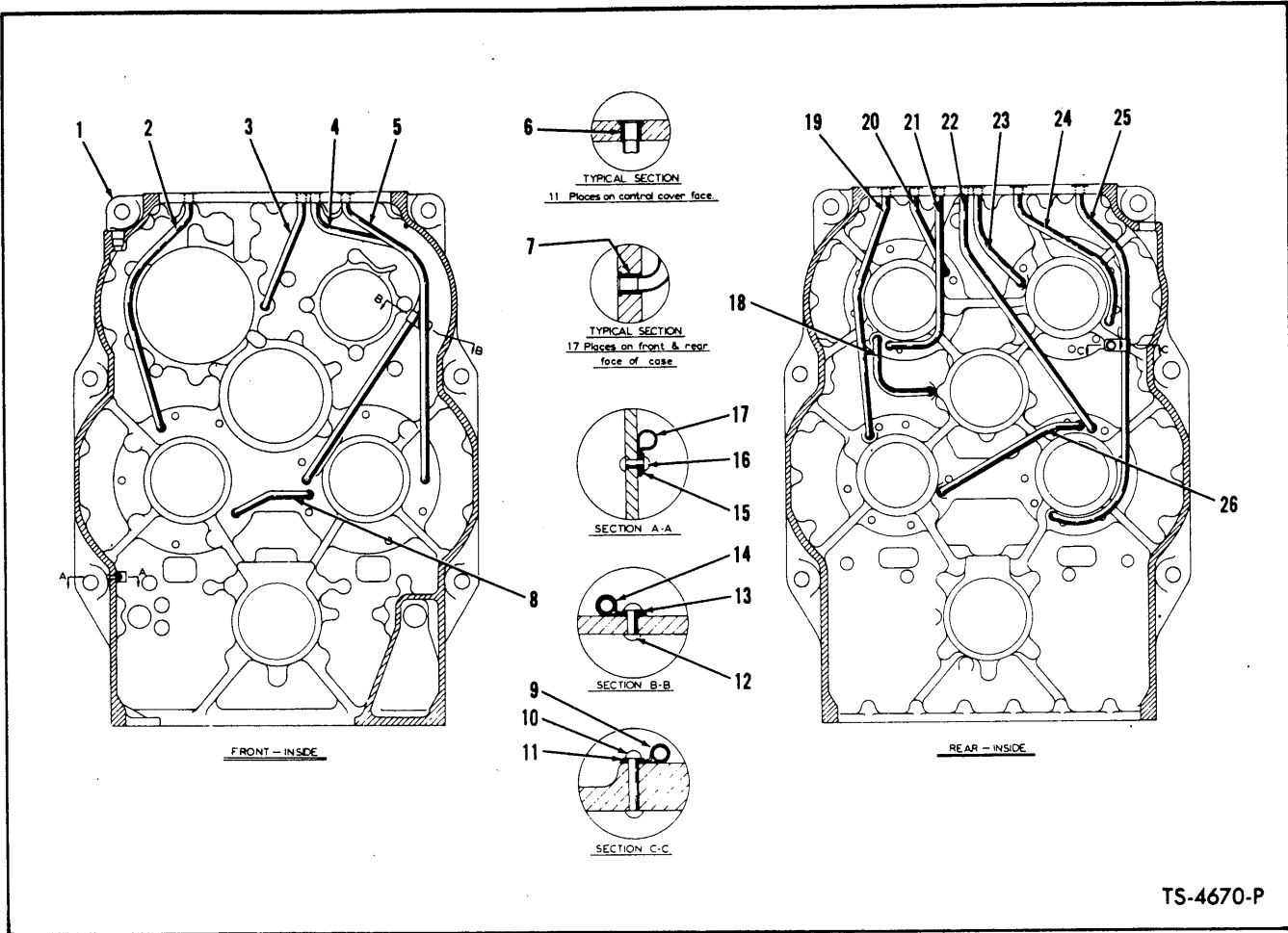
TRANSMISSION ASSEMBLY & CLUTCH COVER GROUP

For Serial: 224A-237, 224A-248, 224A-262 & After

Item	Part No.	Description	Qty.	Item	Part No.	Description	Qty.
A	284711	*TRANSMISSION ASSY (5921-2)	1	42	5C-616	BOLT & LKWSHR, Clutch Cover Plate (Inc. 43)	17
Transmission Assy, under above designation includes 1 thru 85 and all items listed on page T5-2 thru T20-1.				43	4E-06	LKWSHR, Clutch Cover Plate	17
1	774433	CONNECTOR	1	44	217536	PLATE, 1st & 2nd Clutch Cover	1
2	20F-18	TEE, Hose to Control Cover	1	45	217537	GASKET, Clutch Cover Plate	1
3	5K-106	NIPPLE, Pipe	1	46	5C-616	BOLT & LKWSHR, Clutch Cover to Case (Inc. 47)	23
4	19F-1	BUSHING, Reducer	1	47	4E-06	LKWSHR, Clutch Cover to Case	23
5	202882	STUD	2	48	218358	FRAME & SCREEN ASSY, Oil Sump	1
6	215183	RING, Piston	1	49	237154	GASKET, Oil Sump	1
7	215183	RING, Piston	1	50	1C-636	BOLT, Frame & Screen Assy to Case	3
8	659065	RING, Bearing Retaining	1	51	13F-12	PLUG, Oil Sump Drain	1
9	1304391	BEARING	1	52	4E-06	LKWSHR, Oil Sump	18
10	40K-06	PLUG, Pipe	1	53	5C-612	BOLT & LKWSHR, Oil Sump (Inc. 52)	18
11	229997	COVER, Fwd., Rev., 3rd, 4th & Underdrive Clutch	1	54	217562	SUMP ASSY, Oil	1
12	13F-16	PLUG, Clutch Cover	1	55	525293	MAGNET, Sump	2
13	214295	PIN, Dowel	2	56	4E-06	LKWSHR,	3
14	217620	GASKET, Clutch Cover	1	57	218376	GASKET, Oil Sump Frame	1
15	223901	RING, Bearing Retainer	1	58	40K-04	PLUG, Oil Level	2
16	---	UNDERDRIVE SHAFT GROUP - See Index	-	59	40K-06	PLUG, Pipe	1
17	25K-40026	O-RING, Control Valve to Case	8	60	4E-06	LKWSHR, Clutch Cover	6
18	217653	GASKET, Control Valve to Case	1	61	1C-628	BOLT, Clutch Cover	6
19	4E-06	LKWSHR, Control Valve to Case	4	62	4E-06	LKWSHR, Clutch Cover	20
20	5C-616	BOLT & LKWSHR, Control Valve to Case (Inc. 19)	4	63	5C-618	BOLT & LKWSHR, Clutch Cover (Inc. 62)	20
21	---	CONTROL VALVE & COVER ASSY (See Index)	-	64	223901	RING, Bearing Retainer	1
22	4E-06	LKWSHR, Control Valve to Case	6	65	25K-40708	O-RING, Bearing Housing	1
23	1C-640	BOLT, Control Valve to Case	6	66	229998	HOUSING, Bearing	1
24	1C-624	BOLT, Control Valve to Case	2	67	4E-06	LKWSHR, Bearing Housing	8
25	4E-06	LKWSHR, Control Valve to Case	2	68	5C-618	BOLT & LKWSHR, Bearing Housing (Inc. 67)	8
26	230606	TUBE, Dipstick (See Item 28)	1	69	1304391	BEARING, Underdrive Shaft	1
27	230610	HOUSING ASSY, Dipstick	1	70	659065	RING, Bearing Retainer	1
28	230613	DIPSTICK	1	71	230076	GASKET, Bearing Cap	1
29	10F-16	PLUG, Pipe	1	72	221408	CAP, Underdrive Shaft Bearing	1
30	217519	GASKET, Clutch Cover	1	73	4E-06	LKWSHR, Bearing Cap	4
31	217518	COVER, 1st, 2nd & Splitter Clutch	1	74	5C-618	BOLT & LKWSHR, Bearing Cap (Inc. 73)	4
32	25K-40816	O-RING, Clutch Cover Plate	1	75	233395	STUD	1
33	225851	SEAL, Clutch Cover Oil	1	76	215164	GASKET	1
34	217499	PLATE, Clutch Cover	1	77	4E-07	WASHER	3
35	222233	FLANGE, Input	1	78	62D-07	NUT	3
36	25K-60116	O-RING, Flange	1	79	229325	PLUG	1
37	222179	WASHER, Flange	1	80	91F-7	O-RING	1
38	205928	NUT, Flange	1	81	233387	RELAY VALVE SPOOL	1
39	1F-636	COTTER, Flange	1	82	233386	SPRING	1
40	5C-616	BOLT & LKWSHR, Clutch Cover Plate (Inc. 41)	4	83	233388	CLUTCH RELAY VALVE ASSY	1
41	4E-06	LKWSHR, Clutch Cover Plate	4	84	230338	HOSE	1
				85	6H-11	CLIP	1

WHEN ORDERING PARTS, ALWAYS STATE MODEL AND SERIAL NO. OF MACHINE

CLARK EQUIPMENT COMPANY



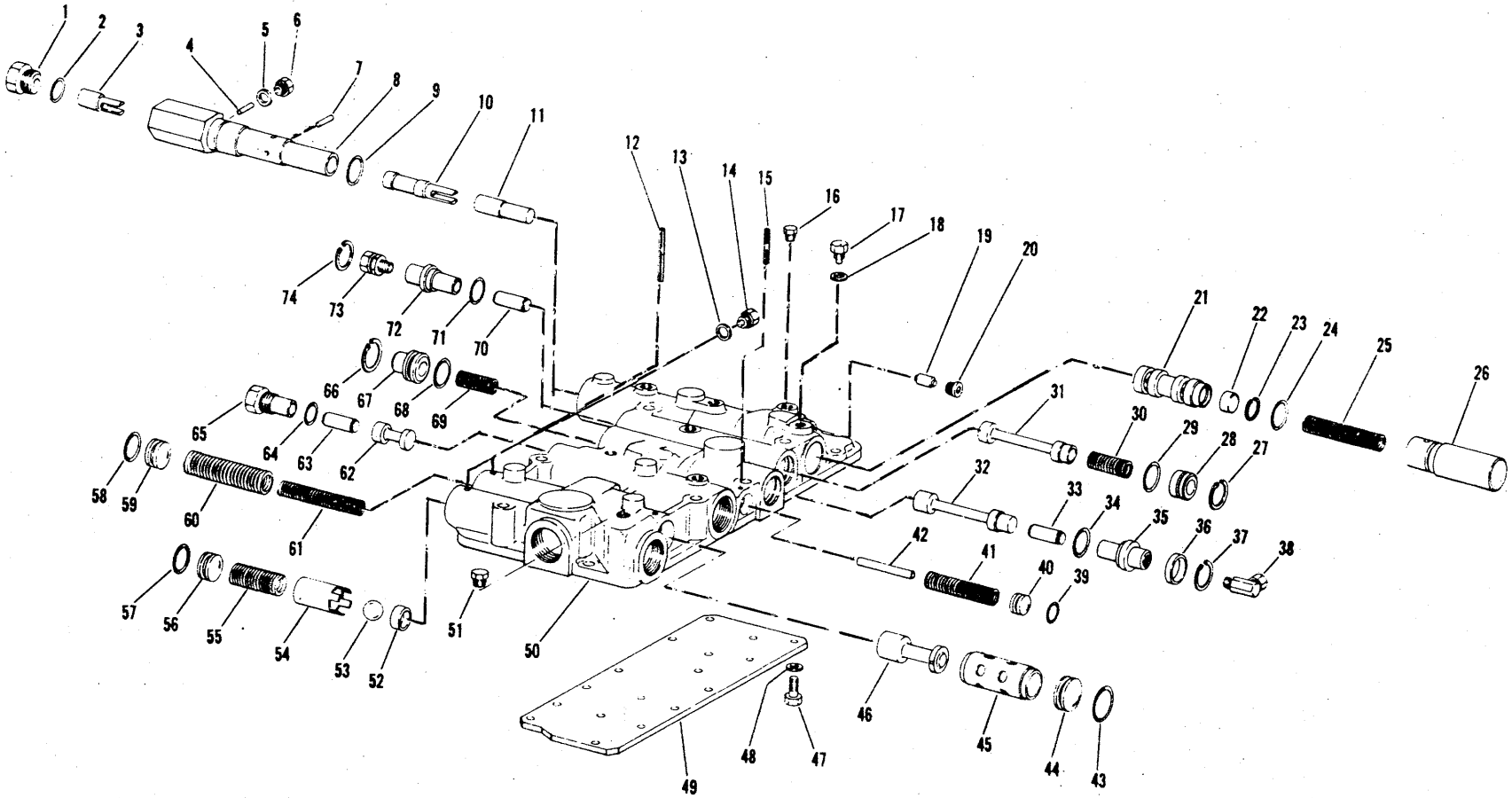
TRANSMISSION CASE & INTERNAL TUBING

Item	Part No.	Description	Qty.
1	217574	CASE ASSY, Trans. (Inc. 2 thru 26)	1
2	217708	*TUBE, 1st Clutch Pressure	1
3	217711	*TUBE, Splitter Clutch Lube	1
4	217710	*TUBE, 2nd Clutch Lube	1
5	217709	*TUBE, 2nd Clutch Pressure	1
6	222067	SLEEVE, Tube	10
7	222067	SLEEVE, Tube	18
8	217698	*TUBE, 2nd to 1st X-Over Lube	1
9	6H-29	CLIP, Tube	1
10	1H-534	RIVET, Clip to Case	1
11	25E-15	WASHER, Clip to Case	1
12	1H-518	RIVET, Clip to Case	1
13	25E-15	WASHER, Clip to Case	1

Item	Part No.	Description	Qty.
14	6H-29	CLIP, Tube	1
15	25E-13	WASHER, Clip to Case	1
16	1H-414	RIVET, Clip to Case	1
17	6H-32	CLIP, Dipstick Tube	1
18	217704	*TUBE, Reverse to Idler X-Over Lube	1
19	217706	TUBE, 4th Clutch Pressure	1
20	217699	*TUBE, Reverse Clutch Pressure	1
21	217703	*TUBE, Reverse Clutch Lube	1
22	217707	*TUBE, 3rd Clutch Lube	1
23	217701	*TUBE, Input Lube	1
24	217700	*TUBE, Input Clutch Pressure	1
25	217705	*TUBE, 3rd Clutch Pressure	1
26	217702	*TUBE, 3rd to 4th X-Over Lube	1

* NOTE: Use two 222067 sleeve (Item 6 or 7) when replacing any of the above tubes, one at each end of tube. Use 943374 Tube Expander to expand tube into sleeve.

WHEN ORDERING PARTS, ALWAYS STATE MODEL AND SERIAL NO. OF MACHINE



TRANSMISSION - CONTROL VALVE AND COVER ASSEMBLY

TS-8100

CLARK EQUIPMENT COMPANY

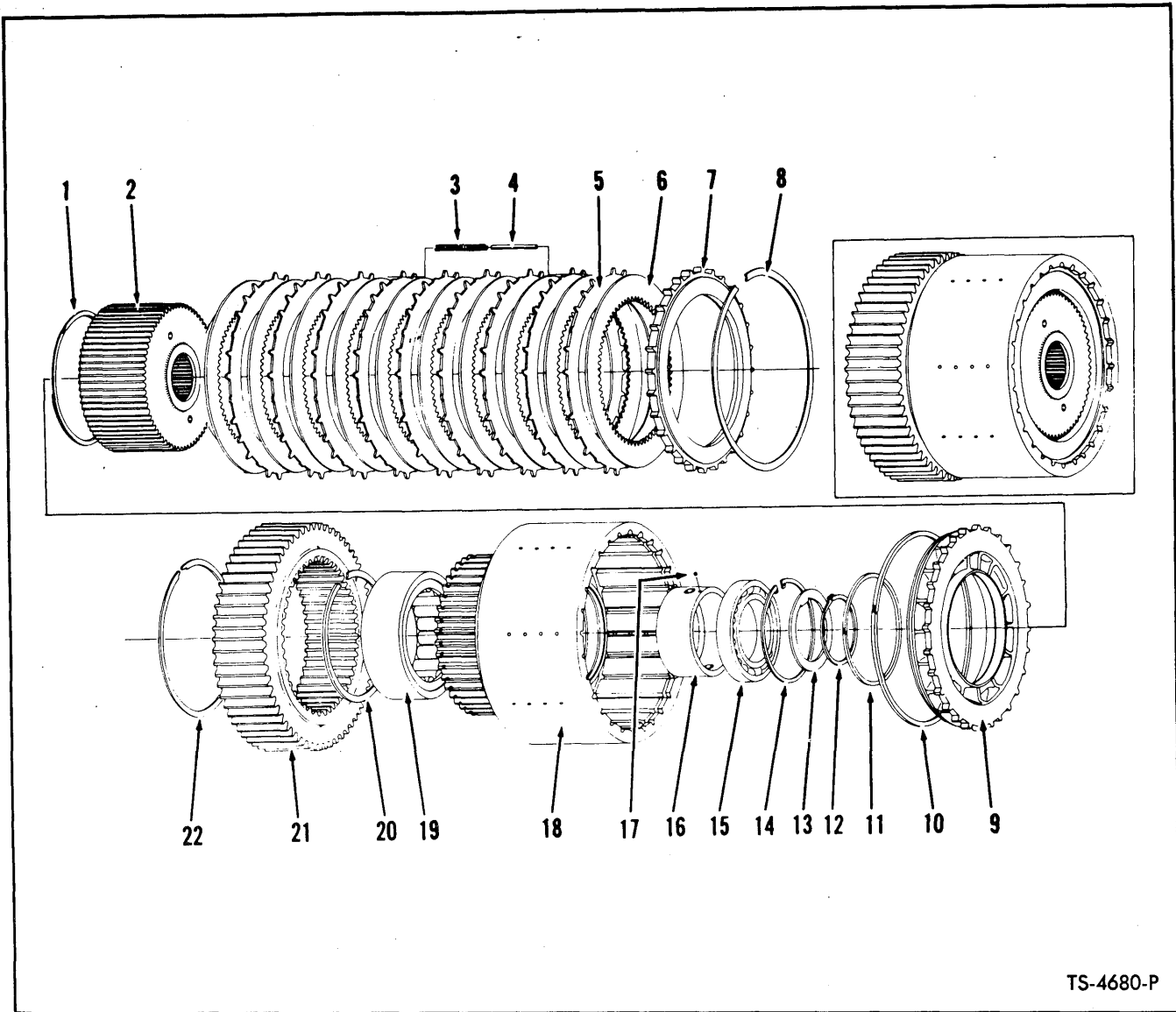
TRANSMISSION – CONTROL VALVE AND COVER ASSEMBLY

Item	Part No.	Description	Qty.	Item	Part No.	Description	Qty.
A	230100	COVER ASSY (Inc. 1 thru 74)	1	38	31F-01	ADAPTER UNION	1
1	227418	PLUG, Shift Cylinder Housing	1	39	25K-30018	O-RING, Shut-Off Valve Stop	1
2	91F-07	O-RING, Plug	1	40	220983	STOP, Shut-Off Valve	1
3	228096	VALVE, 3rd Speed	1	41	231134	SPRING, Shut-Off Valve	1
4	106358	PIN, 3rd Speed Valve Stop	1	42	230520	PIN, Shut-Off Valve Stop	1
5	743314	WASHER, Stop Pin Retaining	1	43	58K-210	O-RING, Valve Spool	1
6	227423	PLUG, Stop Pin Retaining	1	44	222041	STOP, Reg. Valve Spool	1
7	106358	PIN, 2nd Speed Valve Stop	1	45	-----	§SLEEVE, Reg. Valve Spool	—
8	228094	HOUSING, Shift Cylinder	1	46	232731	SPOOL KIT, Reg. Valve (Inc. 45)	1
9	25K-30030	O-RING, Housing.....	1	47	23C-512	BOLT, Plate to Cover	17
10	228095	VALVE, 2nd Speed	1	48	5E-05	LKWSHR, Plate to Cover	17
11	227550	VALVE, 1st Speed	1	49	217632	PLATE, Control Cover	1
12	300058	PIN, Valve Spool Stop Roll	3	50	230101	HOUSING, Control Cover	1
13	731964	WASHER, Plug Sealing	1	51	40K-04	PLUG, Pipe	2
14	227422	PLUG, Shift Cylinder Housing Lock	1	52	217650	SEAT, Safety Valve	1
15	654724	PIN, Shut-Off Valve Stop Roll	1	53	10J-24	BALL, Safety Valve	1
16	40K-02	PLUG, Pipe	1	54	217652	SPACER, Safety Valve Seat Retainer	1
17	227422	PLUG, Shift Cylinder Housing Lock	1	55	217651	SPRING, Safety Valve	1
18	731964	WASHER, Plug Sealing	1	56	222041	STOP, Safety Valve	1
19	-----	OMIT.....	—	57	58K-210	O-RING, Safety Valve Stop	1
20	-----	OMIT.....	—	58	58K-210	O-RING, Valve Spool Stop	1
21	227555	VALVE, Selector	1	59	222041	STOP, Reg. Valve Spool	1
22	227556	PLUG, Selector	1	60	217649	SPRING, Outer Reg. Valve	1
23	659041	RING, Selector Valve Retaining....	1	61	217648	SPRING, Inner Reg. Valve	1
24	25K-30030	O-RING, Housing Plug	1	62	230105	SPOOL, Shut-Off Valve	1
25	227558	SPRING, Selector Valve	1	63	227562	PISTON, Shut-Off Valve	1
26	227557	PLUG, Housing End Cover	1	64	91F-07	O-RING, Plug	1
27	664140	RING, Piston Stop Retaining	1	65	230104	GUIDE, Valve Spool	1
28	227560	STOP, Piston	1	66	666587	RING, Spring Cap Snap	1
29	25K-30030	O-RING, Piston Stop	1	67	230103	CAP, Forward-Reverse	1
30	227564	SPRING, Range Valve	1	68	25K-30030	O-RING, Housing	1
31	227563	VALVE, High-Low	1	69	227564	SPRING, Forward-Reverse	1
32	230102	VALVE, Forward-Reverse	1	70	227562	PISTON, High-Low	1
33	227562	PISTON, Forward-Reverse.....	1	71	25K-30030	O-RING, Piston Guide	1
34	25K-30030	O-RING, Piston Guide	1	72	227561	GUIDE, Piston.....	1
35	227561	GUIDE, Piston	1	73	36F-01	ADAPTER UNION	1
36	230106	SPACER, Piston Guide	1	74	664140	RING, Piston Guide Retaining ...	1
37	664140	RING, Piston Guide Retaining	1				

§ Not Sold Separately

WHEN ORDERING PARTS, ALWAYS STATE MODEL AND SERIAL NO. OF MACHINE

CLARK EQUIPMENT COMPANY



TS-4680-P

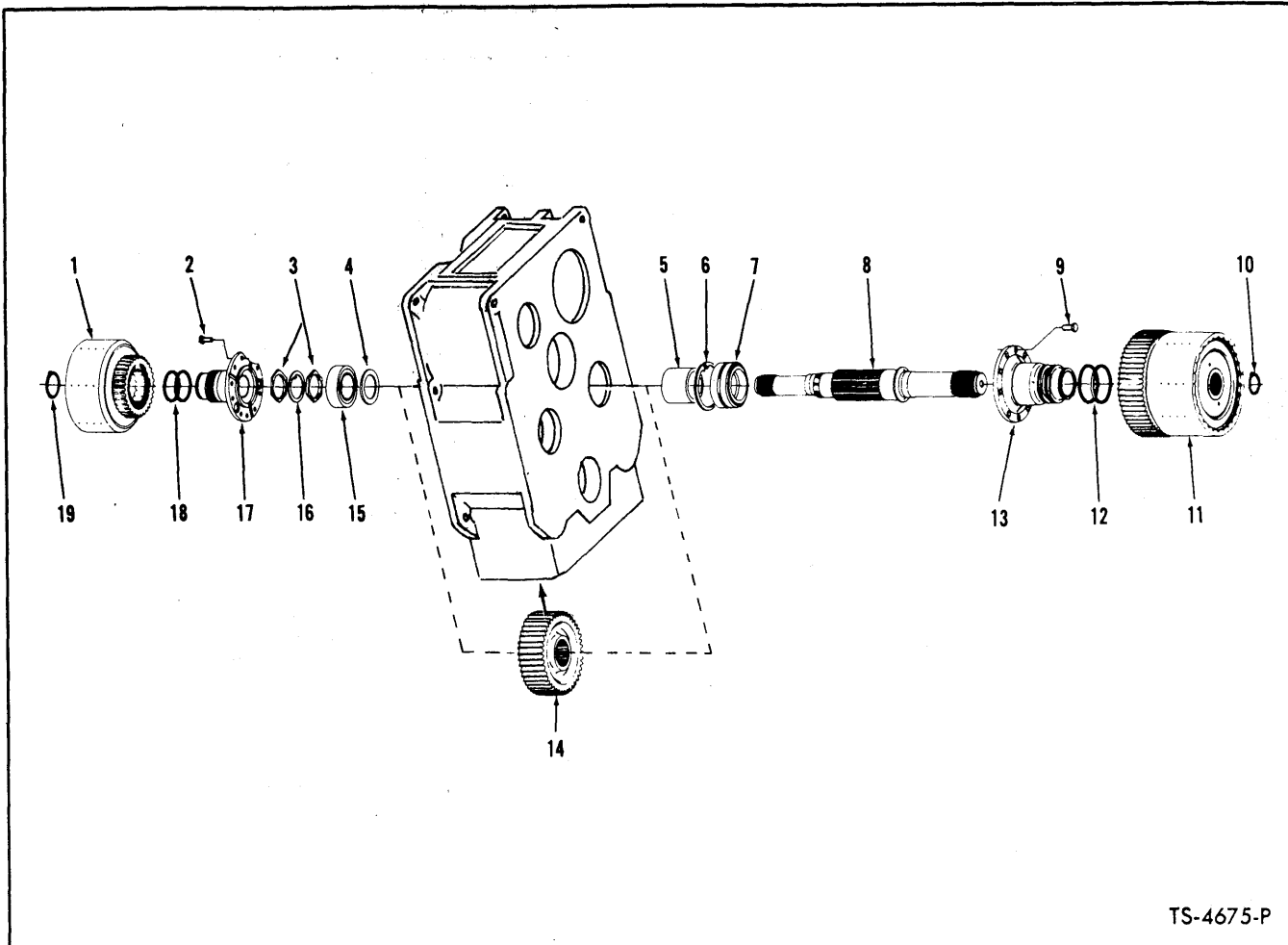
TRANSMISSION FIRST & SECOND CLUTCH GROUP 2 Clutches used in Transmission — Quantity indicated is for 1 Clutch

Item	Part No.	Description	Qty.	Item	Part No.	Description	Qty.
1	217510	RING, Oil Baffle Retaining	1	14	223982	RING, Bearing Retaining	1
2	217133	HUB ASSY, Clutch Disc	1	15	225768	BEARING, Clutch Support	1
3	217334	SPRING, Clutch Disc Release	8	16	217136	RACE, Outer Piston Ring	1
4	217599	PIN, Clutch Disc Release Spring....	8	17	10J-08	BALL, Outer Race	1
5	232285	DISC, Clutch — Outer	9	18	217130	DRUM ASSY, Clutch (Inc. 16, 17, 18A, 18B)	1
6	232779	DISC, Clutch — Inner	10	18A	217141	†HOUSING, Bleed Valve	1
7	217137	PLATE, Clutch Disc End	1	18B	10J-10	†BALL, Bleed Valve	1
8	217416	RING, End Plate Retaining	1	19	236781	BEARING, Clutch Support Roller	1
9	217138	PISTON, Clutch	1	20	223852	RING, Bearing Retaining	1
10	217415	RING, Outer Piston	1	21	233714	GEAR, Clutch Drum Hub (53T)	1
11	217420	RING, Inner Piston	1	22	217692	RING, Gear Retaining	1
12	791018	RING, Washer Retaining	1				
13	217417	WASHER, Bearing	1				

† Not Illustrated

WHEN ORDERING PARTS, ALWAYS STATE MODEL AND SERIAL NO. OF MACHINE

CLARK EQUIPMENT COMPANY



TS-4675-P

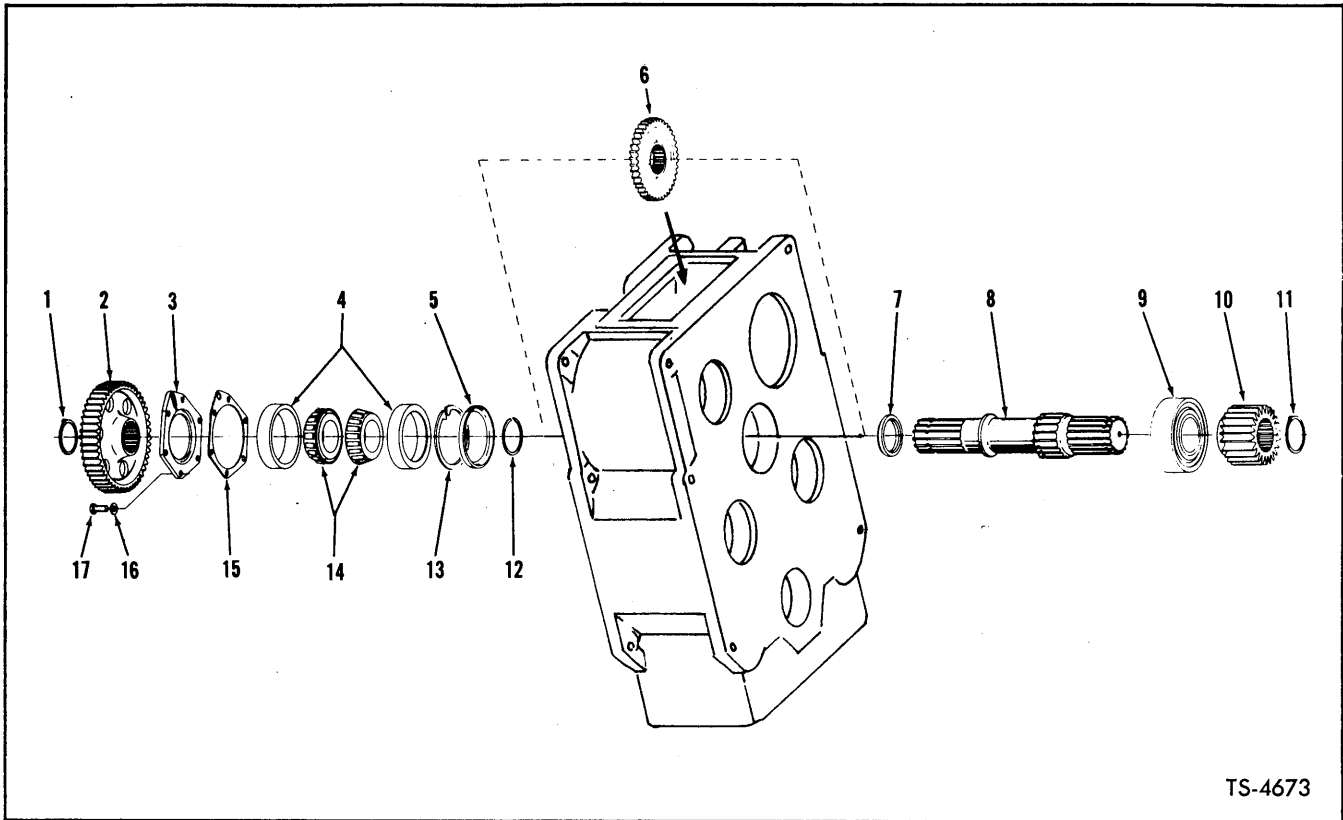
TRANSMISSION FIRST & THIRD SHAFT GROUP

Item	Part No.	Description	Qty.
1	---	CLUTCH ASSY, 3rd Clutch—See Index	1
2	8C-820	BOLT, Clutch Support to Case	8
3	217506	NUT, Bearing Lock	2
4	222181	SPACER, Bearing	1
5	217502	SPACER, 1st & 3rd Shaft Gear	1
6	223982	RING, Bearing Retaining Snap	1
7	225400	BEARING, 1st & 3rd Shaft	1
8	217341	SHAFT, 1st & 3rd	1
9	8C-820	BOLT, Clutch Support to Case	8
10	660516	RING, Disc Hub Snap	1

Item	Part No.	Description	Qty.
11	---	CLUTCH ASSY, 1st Clutch—See Index	1
12	233948	RING, Clutch Support Piston	2
12A	233947	PISTON RING EXPANDER	2
13	217128	SUPPORT, 1st Clutch	1
14	217359	GEAR, 1st & 3rd Shaft (45T)	1
15	225844	BEARING, 1st & 3rd Shaft	1
16	217507	LOCKING, Bearing Nut	1
17	217156	SUPPORT, 3rd Clutch	1
18	223740	RING, Clutch Support Piston	2
19	659764	RING, Disc Hub Snap	1

WHEN ORDERING PARTS, ALWAYS STATE MODEL AND SERIAL NO. OF MACHINE

CLARK EQUIPMENT COMPANY



TRANSMISSION IDLER SHAFT GROUP

TS-4673

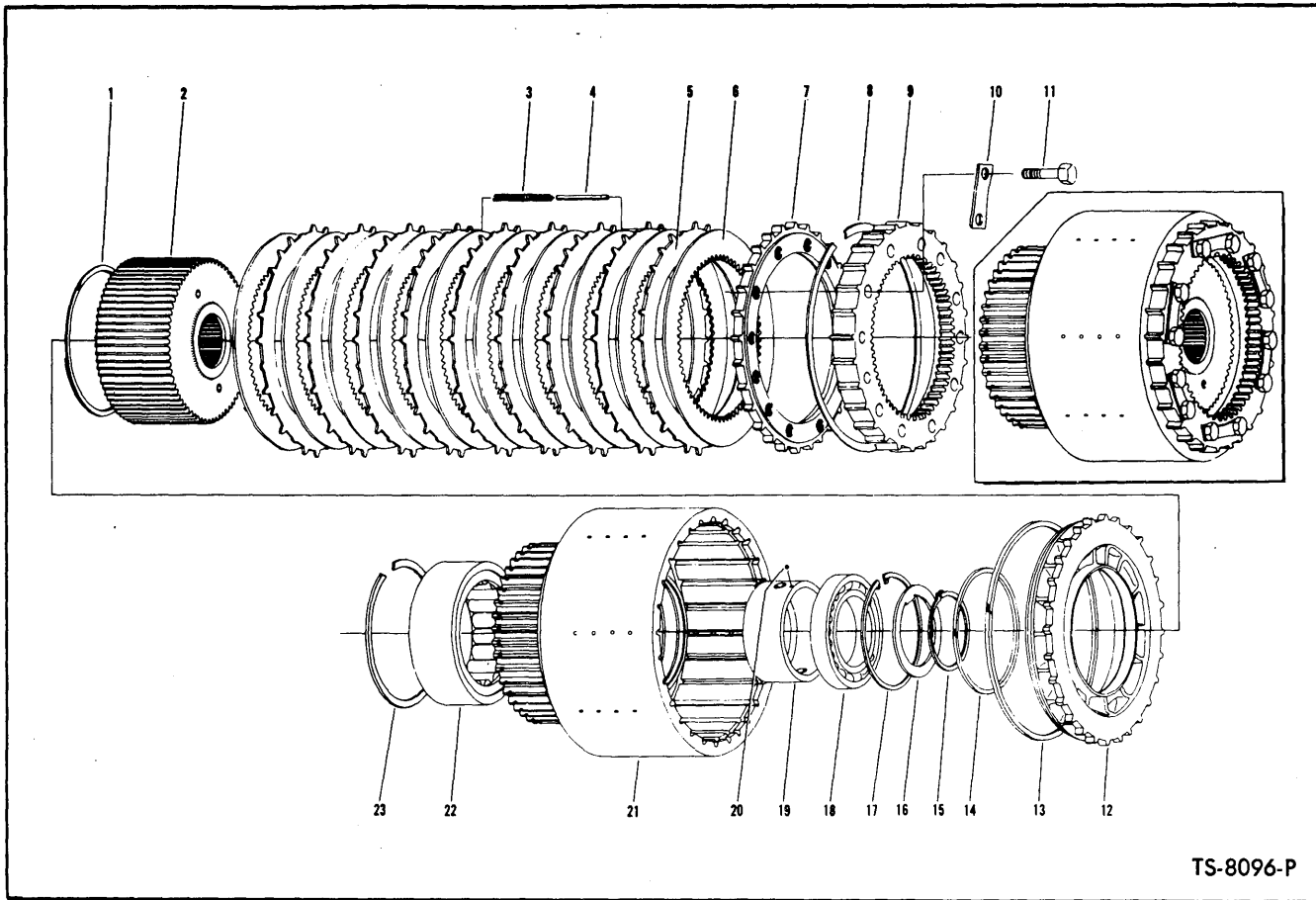
Item	Part No.	Description	Qty.
1	711161	RING, Gear Retaining Snap	1
2	217398	GEAR, Idler to Low Forward (46T)	1
3	217629	CAP, Bearing	1
4	730503	CUP, Idler Shaft Tapered Bearing	2
5	217598	BAFFLE, Bearing Oil	1
6	217251	*GEAR, Idler to High Forward (41T)	1
6A	235323	GEAR, Idler to High Forward (For Serial: 224A-237, 224A-248, 224A-262 & After)	1
7	217628	SPACER, Taper Bearing	1
8	217352	*SHAFT, Idler	1
8A	235325	SHAFT, Idler (For Serial: 224A-237, 224A-248, 224A-262 & After)	1
9	231596	*BEARING, Idler Shaft	1
9A	235322	BEARING, Idler Shaft (For Serial: 224A-237, 224A-248, 224A-262 & After)	1
9B	10J-14	†BALL, Bearing Lock	1
9C	10J-12	†BALL, Bearing Lock (For Serial: 224A-237, 224A-248, 224A-262 & After)	1
10	227883	*GEAR, Idler to 1st	1
10A	235320	GEAR, Idler to 1st (For Serial: 224A-237, 224A-248, 224A-262 & After)	1
11	507688	RING, Gear Retaining Snap	1
12	214337	RING, Gear Retaining Snap	1
13	223879	RING, Bearing Retaining Snap	1
14	710791	CONE, Idler Shaft	2
15	217689	†#SHIM, Bearing Cap — .004"	—
15A	217690	†#SHIM, Bearing Cap — .007"	—
15B	217691	†#SHIM, Bearing Cap — .010"	—
16	4E-08	LKWSHR, Bearing Cap	5
17	1C-820	BOLT, Bearing Cap	5

† Not Illustrated

#As Required *Note: See S.G. 576A

WHEN ORDERING PARTS, ALWAYS STATE MODEL AND SERIAL NO. OF MACHINE

CLARK EQUIPMENT COMPANY



TS-8096-P

TRANSMISSION INPUT CLUTCH GROUP

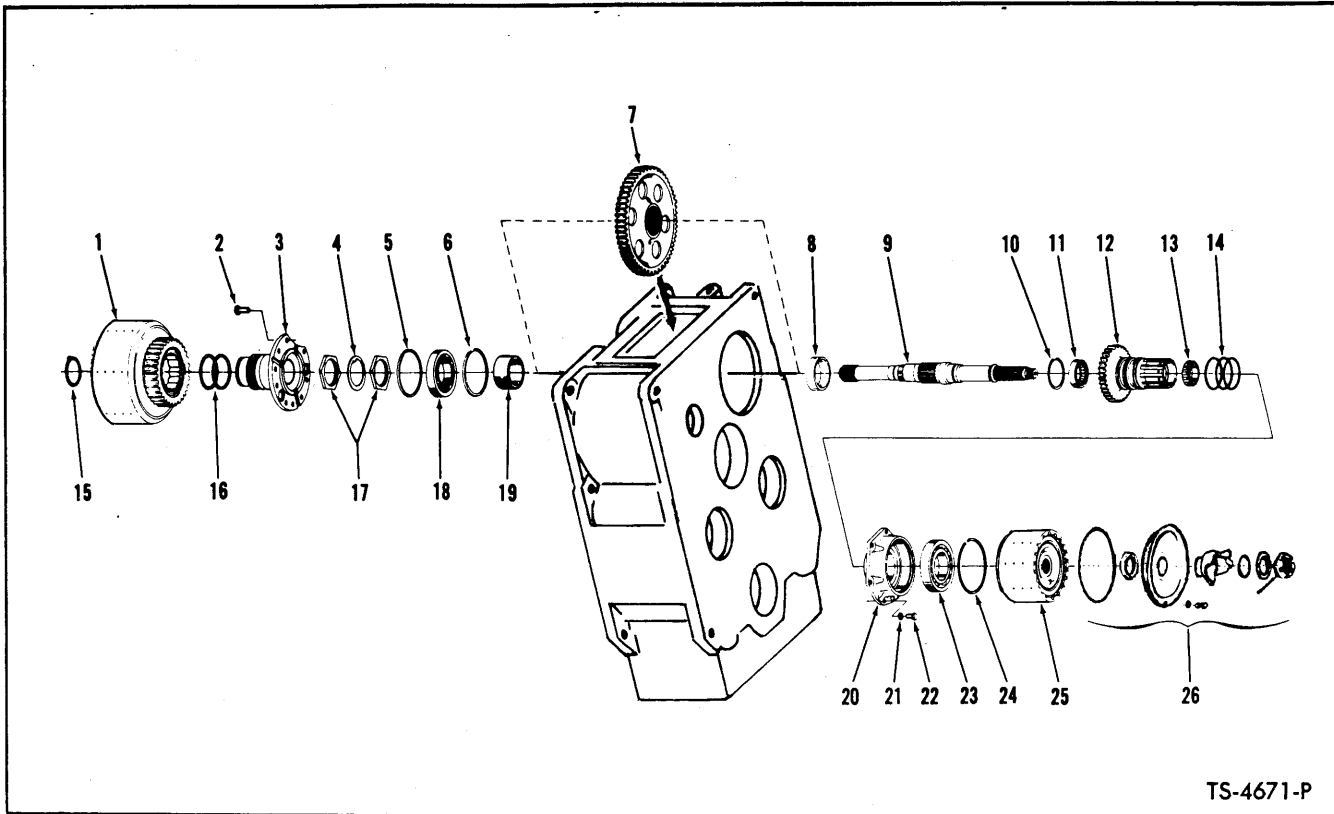
Item	Part No.	Description	Qty.
1	217509	RING, Oil Baffle Retaining	1
2	217158	HUB ASSY, Clutch Disc	1
3	217334	SPRING, Clutch Disc	6
4	217599	PIN, Clutch Disc Release Spring....	6
5	232394	DISC, Clutch Outer	9
6	227495	DISC, Clutch Inner	10
7	230006	PLATE, Clutch Disc End	1
8	217099	RING, End Plate Retaining	1
9	230007	ADAPTER, Clutch Disc	1
10	230008	LOCK TAB, End Plate Adapter Belt	6
11	2C-624	BOLT, Adapter Lock Tab	12
12	217164	PISTON, Clutch	1
13	217361	RING, Outer Piston	1

Item	Part No.	Description	Qty.
14	217411	RING, Inner Piston	1
15	731627	RING, Washer Retaining Snap ...	1
16	217165	WASHER, Bearing	1
17	664116	RING, Bearing Retainer	1
18	230751	BEARING, Clutch Support	1
19	217155	RACE, Outer Piston Ring	1
20	10J-08	BALL, Outer Race	1
21	217152	DRUM ASSY, Clutch (Inc. 19, 20, 21A, 21B)	1
21A	217141	†HOUSING, Bleed Valve	1
21B	10J-10	†BALL, Bleed Valve	1
22	225796	BEARING, Clutch Support Roller	1
23	223997	RING, Bearing Retaining	1

† Not Illustrated

WHEN ORDERING PARTS, ALWAYS STATE MODEL AND SERIAL NO. OF MACHINE

CLARK EQUIPMENT COMPANY



TS-4671-P

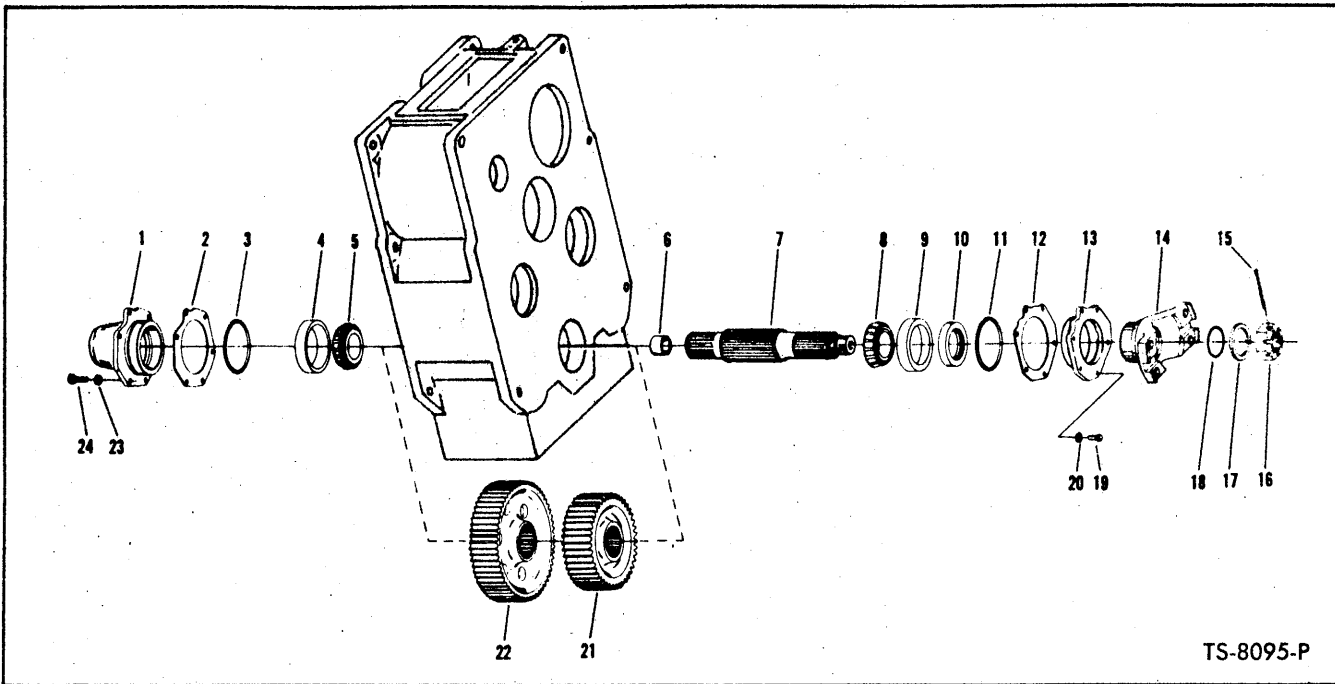
TRANSMISSION INPUT SHAFT GROUP

Item	Part No.	Description	Qty.
1	---	CLUTCH ASSY, Input—See Index	1
2	8C-820	BOLT, Clutch Support to Case	8
3	217156	SUPPORT, Input Clutch	1
4	217507	LOCK, Bearing Nut	1
5	223856	RING, Rear Bearing Snap	1
6	223856	RING, Rear Bearing Snap	1
7	217399	GEAR, Input Shaft (50T)	1
8	217500	SPACER, Input Shaft Gear	1
9	217544	SHAFT, Input	1
10	223901	RING, Rear Bearing Snap	1
11	223387	BEARING, Rear Clutch Support	1
12	233824	SLEEVE ASSY, Splitter Clutch Support	1
13	225846	BEARING, Front Clutch Support	1

Item	Part No.	Description	Qty.
14	233949	RING, Piston	3
14A	233406	PISTON RING EXPANDER	3
15	659764	RING, Disc Hub Snap	1
16	223740	RING, Clutch Support Piston	2
17	217506	NUT, Bearing Lock	2
18	225840	BEARING, Rear Drive Shaft	1
19	217508	SPACER, Input Shaft Gear	1
20	217386	CARRIER, Bearing	1
21	4E-08	LKWSHR, Bearing Carrier to Case	6
22	1C-820	BOLT, Bearing Carrier to Case	6
23	225841	BEARING, Splitter Clutch	1
24	217693	RING, Bearing Snap	1
25	---	CLUTCH ASSY, Splitter—See Index	—
26	---	SEE PAGE T3-1 (Items 32 thru 41)	

WHEN ORDERING PARTS, ALWAYS STATE MODEL AND SERIAL NO. OF MACHINE

CLARK EQUIPMENT COMPANY



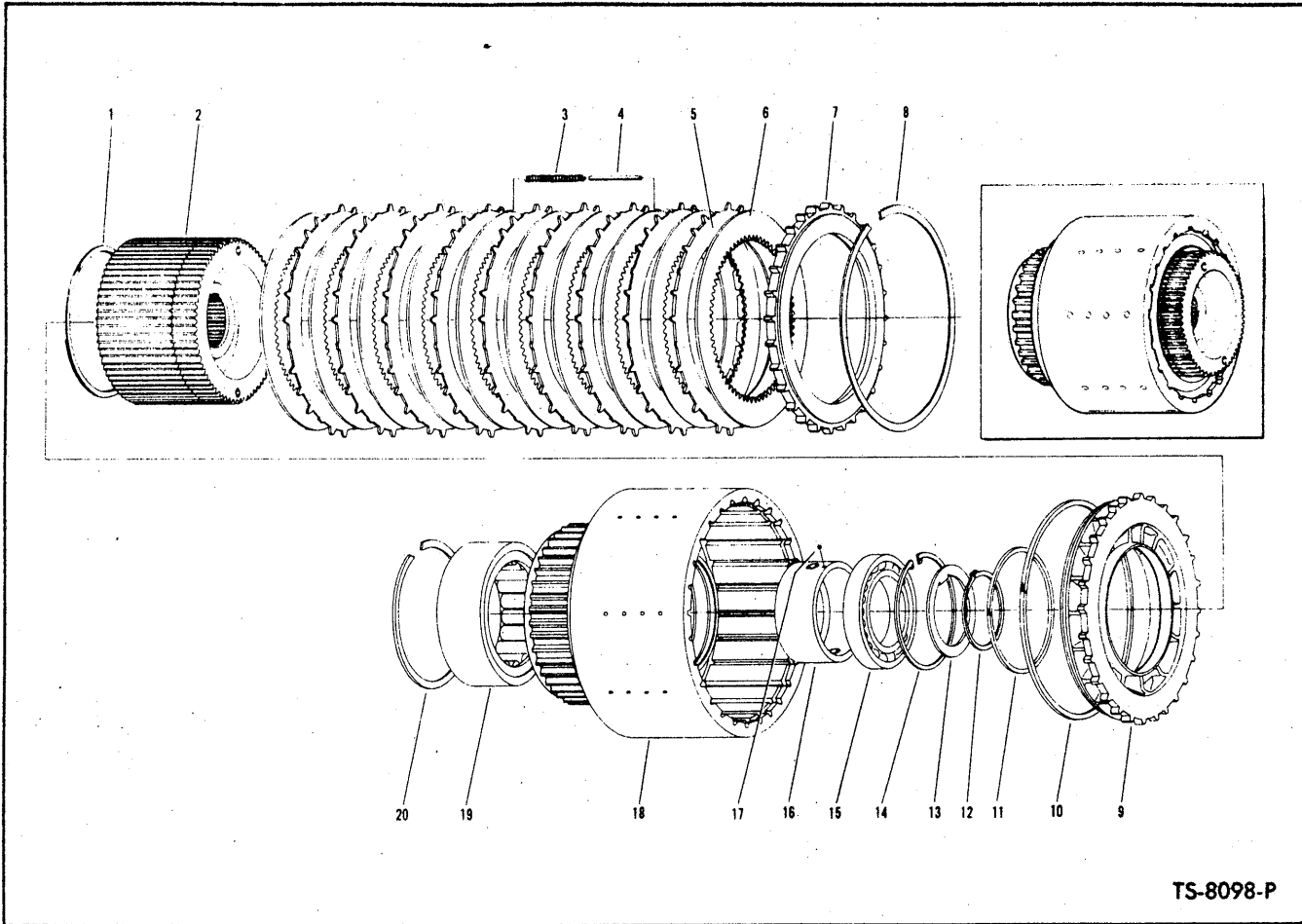
TRANSMISSION OUTPUT SHAFT GROUP

Item	Part No.	Description	Qty.
1	217715	CAP, Output Shaft Bearing	1
2	217686	‡ SHIM, Bearing Cap — .004"	—
2A	217687	‡ SHIM, Bearing Cap — .007"	—
2B	217688	‡ SHIM, Bearing Cap — .010"	—
3	25K-40408	O-RING, Bearing Cap	1
4	742243	CUP, Output Shaft Bearing	1
5	225850	CONE, Output Shaft Bearing	1
6	—	OMIT.....	—
7	218703	OUTPUT SHAFT.....	1
8	225850	CONE, Output Shaft Bearing	1
9	742243	CUP, Output Shaft Bearing	1
10	225763	SEAL, Output Shaft Oil	1
11	25K-40408	O-RING, Bearing Cap	1
12	217686	‡ SHIM, Bearing Cap — .004"	—
12A	217687	‡ SHIM, Bearing Cap — .007"	—
12B	217688	‡ SHIM, Bearing Cap — .010"	1
13	217626	CAP ASSY, Output Shaft Bearing (Inc. 10)	1
14	218745	FLANGE, Output	1
15	1F-632	COTTER, Output Shaft Flange Nut	1
16	201262	NUT, Output Shaft Flange	1
17	222181	WASHER, Output Shaft Flange	1
18	25K-60204	O-RING, Output Shaft Flange	1
19	1C-820	BOLT, Output Shaft Cap Assy	6
20	4E-08	LKWSHR, Output Shaft Cap Assy	6
21	217343	GEAR, Output Shaft (43T)	1
22	217358	GEAR, Output Shaft (60T)	1
23	4E-08	LKWSHR, Output Shaft Cap	6
24	1C-820	BOLT, Output Shaft Cap	6

‡ As Required

WHEN ORDERING PARTS, ALWAYS STATE MODEL AND SERIAL NO. OF MACHINE

CLARK EQUIPMENT COMPANY



TS-8098-P

TRANSMISSION REVERSE CLUTCH GROUP

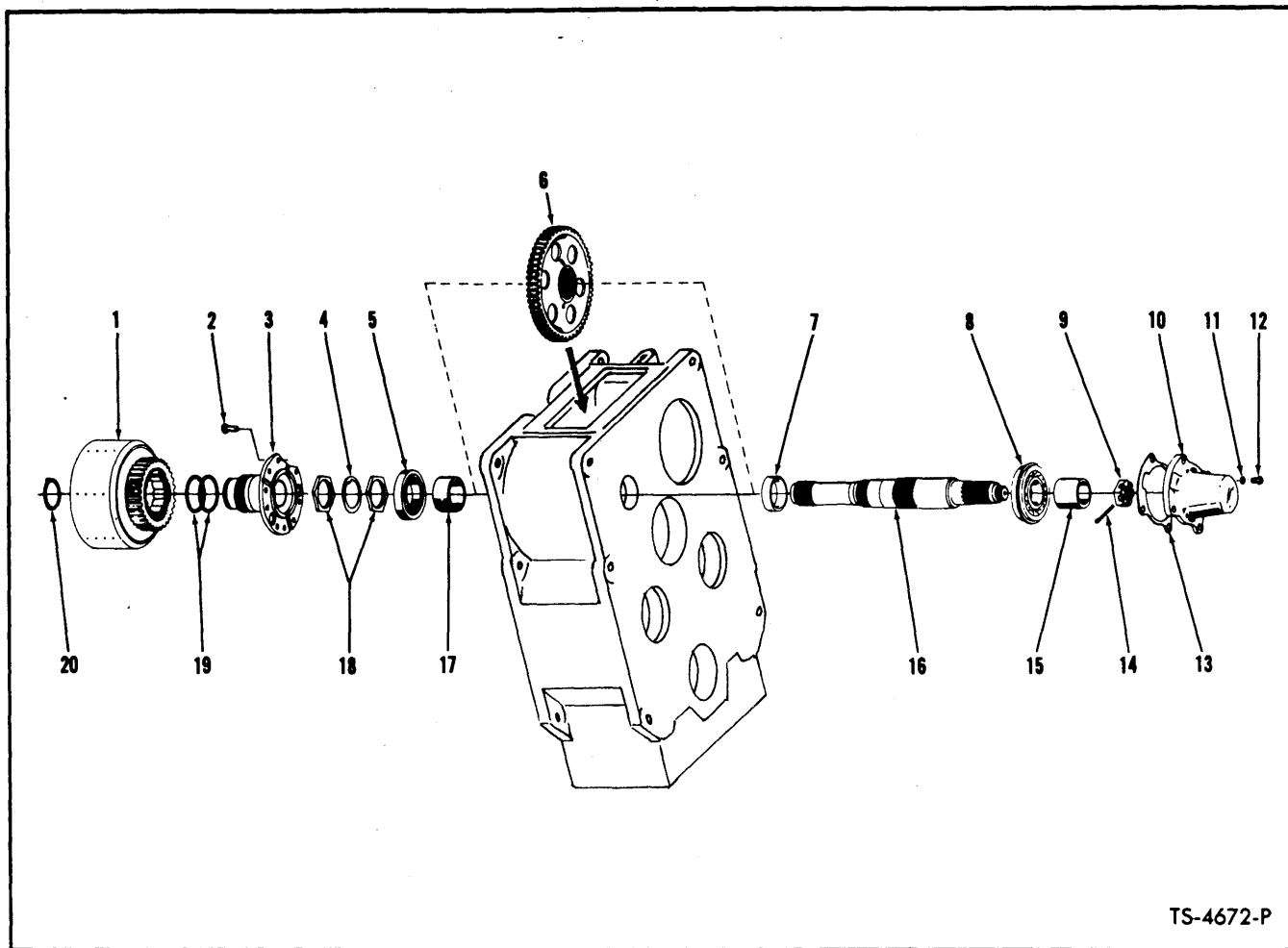
Item	Part No.	Description	Qty.
1	217509	RING, Oil Baffle Retaining	1
2	230004	HUB ASSY, Clutch Disc	1
3	217334	SPRING, Clutch Disc Release	6
4	217599	PIN, Clutch Disc Release Spring	6
5	232394	DISC, Clutch Outer	9
6	227495	DISC, Clutch Inner	10
7	217161	PLATE, Clutch Disc End	1
8	217099	RING, End Plate Retaining	1
9	217164	PISTON, Clutch	1
10	217361	RING, Outer Piston	1
11	217411	RING, Inner Piston	1
12	731627	RING, Washer Retaining	1

Item	Part No.	Description	Qty.
13	217165	WASHER, Bearing	1
14	664116	RING, Bearing Retaining	1
15	230751	BEARING, Clutch Support	1
16	217155	RACE, Outer Piston Ring	1
17	10J-08	BALL, Outer Race	1
18	217152	DRUM ASSY, Clutch (Inc. 16, 17, 18A, 18B)	1
18A	233124	†HOUSING, Bleed Valve	1
18B	10J-10	†BALL, Bleed Valve	1
19	225796	BEARING, Clutch Support Roller	1
20	223997	RING, Bearing Retaining	1

† Not Illustrated

WHEN ORDERING PARTS, ALWAYS STATE MODEL AND SERIAL NO. OF MACHINE

CLARK EQUIPMENT COMPANY



TS-4672-P

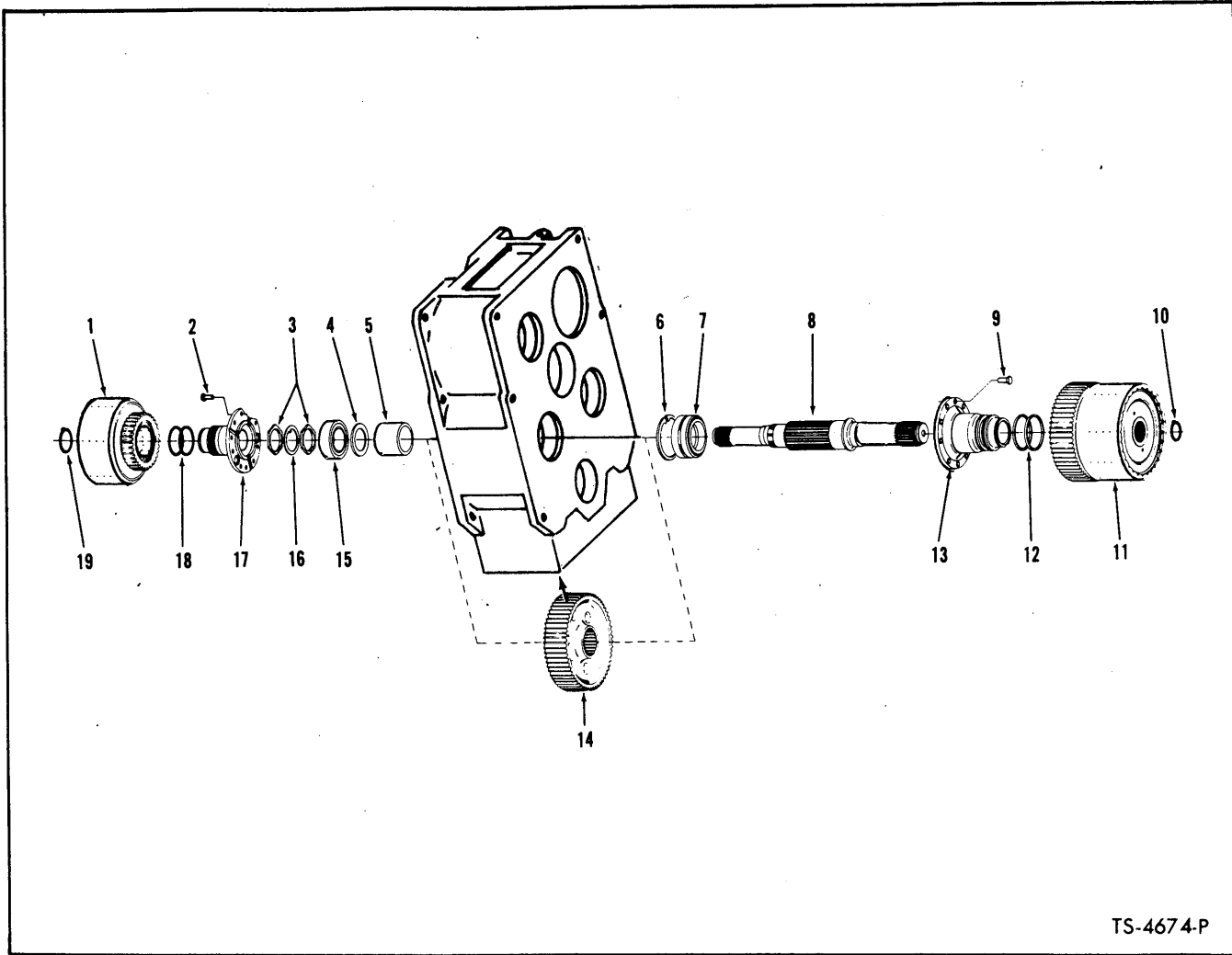
TRANSMISSION REVERSE SHAFT GROUP

Item	Part No.	Description	Qty.
1	-----	CLUTCH ASSY, Reverse—See Index	1
2	8C-820	BOLT, Clutch Support to Case ...	8
3	217156	SUPPORT, Reverse	1
4	217507	LOCK, Bearing Nut	1
5	225840	BEARING, Rear Drive Shaft	1
6	217399	GEAR, Reverse Shaft (50T)	1
7	217500	SPACER, Reverse Shaft Gear	1
8	225842	BEARING, Front Drive Shaft.....	1
9	205928	NUT, Reverse Drive Shaft	1
10	217488	CAP, Bearing	1

Item	Part No.	Description	Qty.
11	4E-08	LKWSHR, Bearing Cap	4
12	1C-820	BOLT, Bearing Cap	4
13	217490	GASKET, Bearing Cap	1
14	1F-636	COTTER, Reverse Drive Shaft ...	1
15	217504	SPACER, Bearing	1
16	217545	SHAFT, Reverse	1
17	217508	SPACER, Reverse Shaft Gear	1
18	217506	NUT, Bearing Lock	2
19	223740	RING, Clutch Support Piston ...	2
20	659764	RING, Disc Hub Snap	1

WHEN ORDERING PARTS, ALWAYS STATE MODEL AND SERIAL NO. OF MACHINE

CLARK EQUIPMENT COMPANY



TS-4674-P

TRANSMISSION SECOND & FOURTH SHAFT GROUP

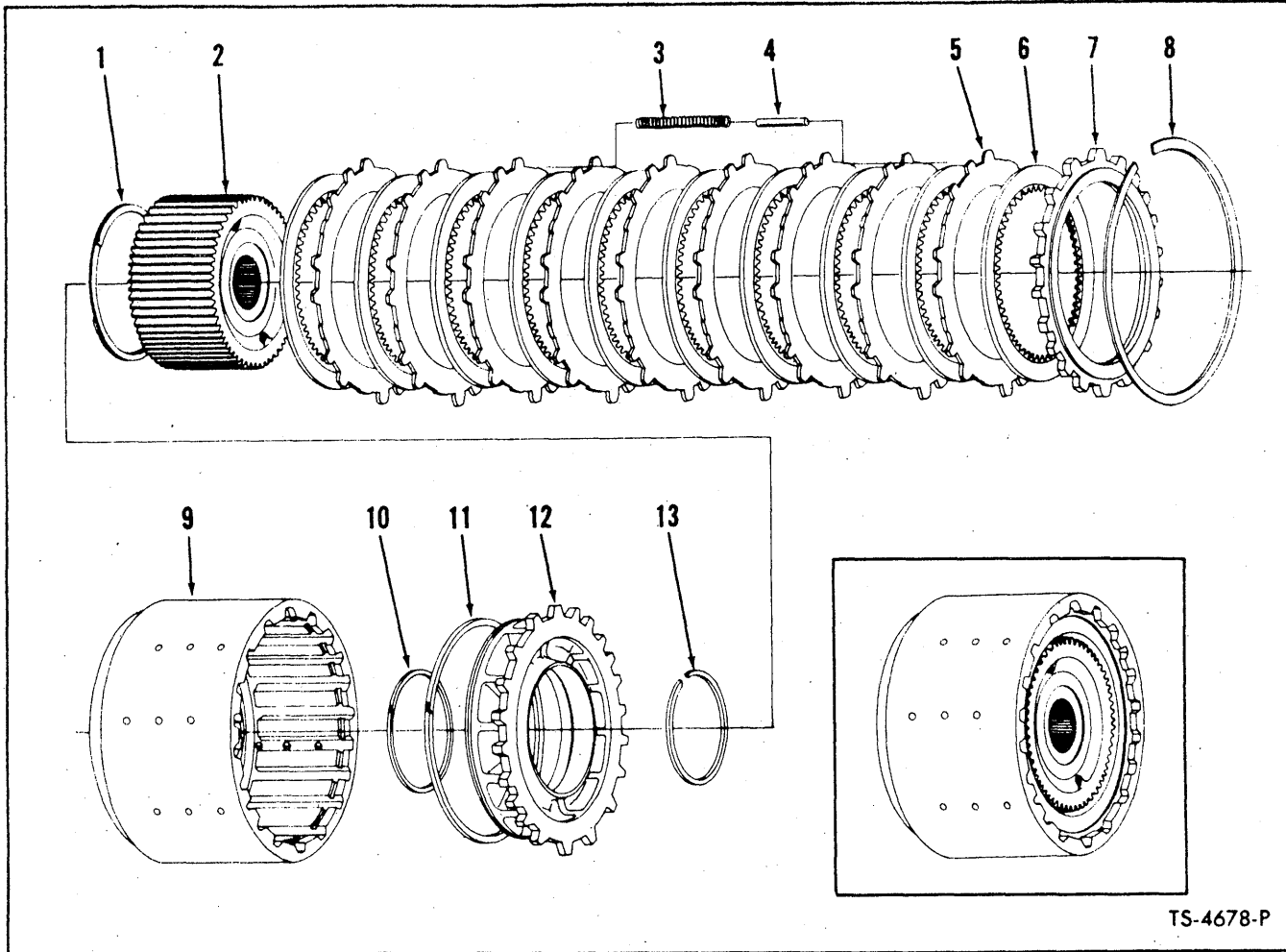
Item	Part No.	Description	Qty.
1	---	CLUTCH ASSY, 4th Clutch—See Index	1
2	8C-820	BOLT, Clutch Support to Case	8
3	217506	NUT, Bearing Lock	2
4	222181	SPACER, Bearing	1
5	217502	SPACER, 2nd & 4th Shaft Gear	1
6	223982	RING, Bearing Retaining Snap	1
7	225400	BEARING, 2nd & 4th Shaft	1
8	217341	SHAFT, 2nd & 4th	1
9	8C-820	BOLT, Clutch Support to Case	8
10	660516	RING, Disc Hub Snap	1
11	---	CLUTCH, 2nd Clutch—See Index	1

Item	Part No.	Description	Qty.
12	233948	RING, Clutch Support Piston	2
12A	233947	PISTON RING EXPANDER	2
13	217128	SUPPORT, 2nd Clutch	1
14	217342	*GEAR, 2nd & 4th Shaft (60T)	1
14A	235324	GEAR (For Serial: 224A-237, 224A-248, 224A-262 & After)	1
15	225844	BEARING, 2nd & 4th Shaft	1
16	217507	LOCK, Bearing Nut	1
17	217156	SUPPORT, 4th Clutch	1
18	223740	RING, Clutch Support Piston	2
19	659764	RING, Disc Hub Snap	1

*Note: See S.G. 576A

WHEN ORDERING PARTS, ALWAYS STATE MODEL AND SERIAL NO. OF MACHINE

CLARK EQUIPMENT COMPANY



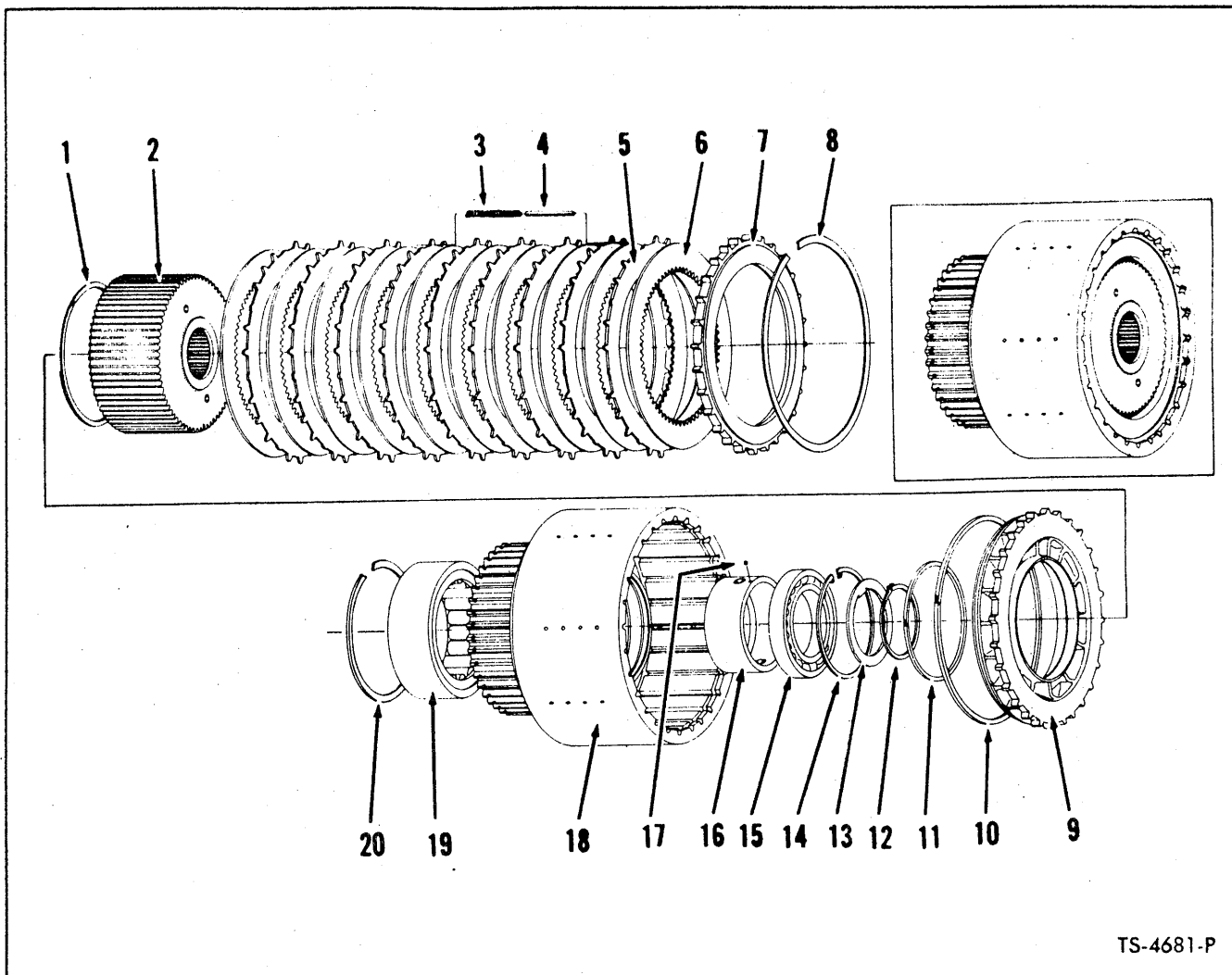
TRANSMISSION SPLITTER CLUTCH GROUP

Item	Part No.	Description	Qty.
1	217509	RING, Oil Baffle Retaining	1
2	217388	HUB, Disc	1
3	217334	SPRING, Clutch Disc Release	6
4	217599	PIN, Release Spring Guide	6
5	232394	DISC, Clutch Outer	9
6	227495	DISC, Clutch Inner	10
7	217161	PLATE, Clutch Disc End	1
8	217099	RING, End Plate Retaining	1
9	217280	DRUM ASSY, Clutch (Inc. 9A, 9B)	1
9A	233124	† HOUSING, Bleed Valve	1
9B	10J-10	† BALL, Bleed Valve	1
10	217411	RING, Inner Piston Sealing	1
11	217361	RING, Outer Piston Sealing	1
12	217164	PISTON, Clutch	1
13	743670	RING, Drum Hub Retaining	1

† Not Illustrated

WHEN ORDERING PARTS, ALWAYS STATE MODEL AND SERIAL NO. OF MACHINE

CLARK EQUIPMENT COMPANY



TS-4681-P

TRANSMISSION THIRD & FOURTH CLUTCH GROUP
 2 Clutches used in Transmission — Quantity indicated is for 1 Clutch

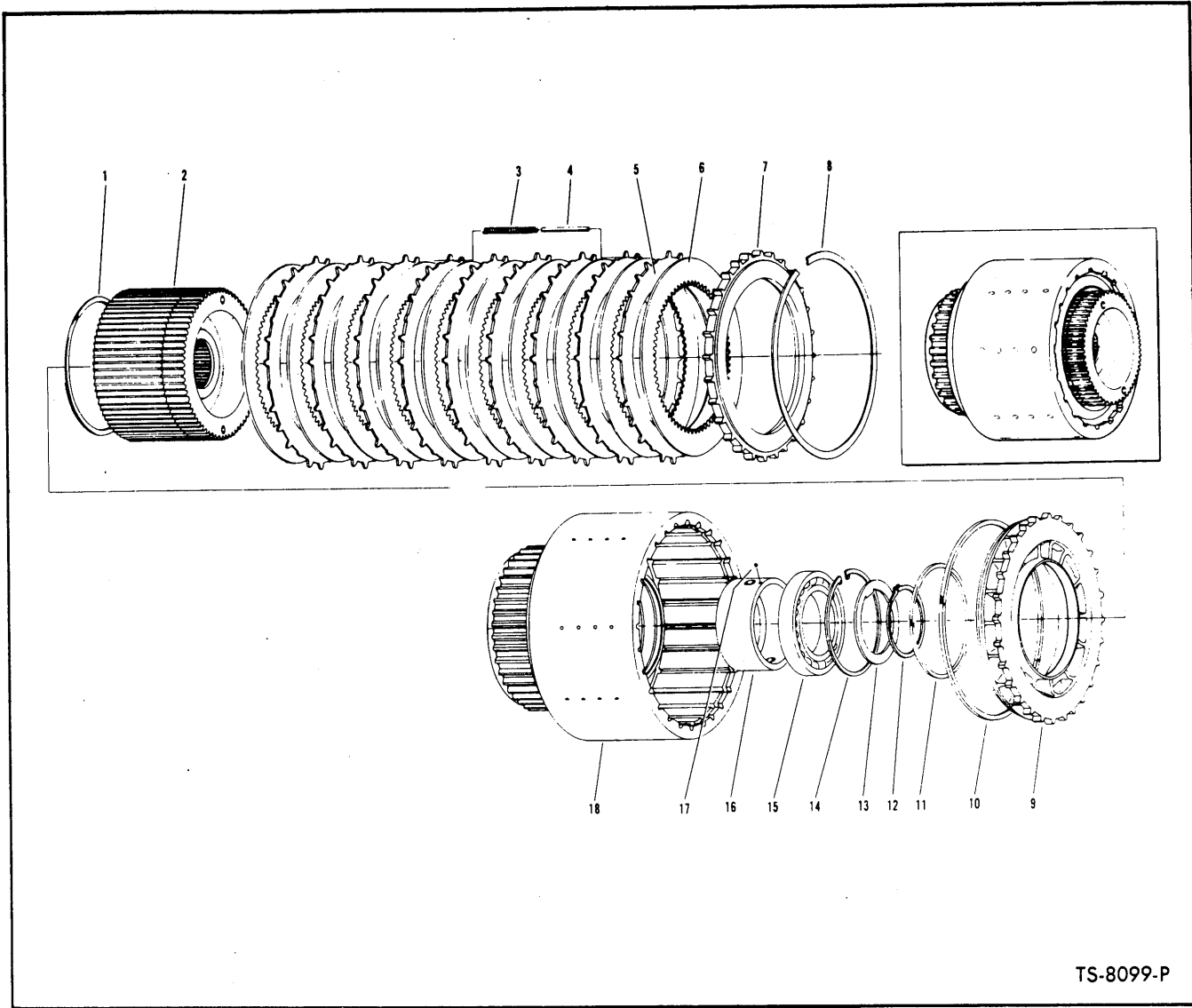
Item	Part No.	Description	Qty.
1	217509	RING, Oil Baffle Retaining	1
2	217158	HUB ASSY, Clutch Disc	1
3	217334	SPRING, Clutch Disc Release	6
4	217599	PIN, Clutch Disc Release Spring	6
5	232394	DISC, Clutch Outer	9
6	227495	DISC, Clutch Inner	10
7	217161	PLATE, Clutch Disc End	1
8	217099	RING, End Plate Retaining	1
9	217164	PISTON, Clutch	1
10	217361	RING, Outer Piston	1
11	217411	RING, Inner Piston	1
12	731627	RING, Washer Retaining	1

Item	Part No.	Description	Qty.
13	217165	WASHER, Bearing	1
14	664116	RING, Bearing Retaining	1
15	230751	BEARING, Clutch Support	1
16	217155	RACE, Outer Piston Ring	1
17	10J-08	BALL, Outer Race	1
18	217152	DRUM ASSY, Clutch (Inc. 16, 17, 18A, 18B)	1
18A	233124	†HOUSING, Bleed Valve	1
18B	10J-10	†BALL, Bleed Valve	1
19	225796	BEARING, Clutch Support Roller	1
20	223997	RING, Bearing Retaining	1

† Not Illustrated

WHEN ORDERING PARTS, ALWAYS STATE MODEL AND SERIAL NO. OF MACHINE

CLARK EQUIPMENT COMPANY



TS-8099-P

TRANSMISSION UNDERDRIVE CLUTCH GROUP

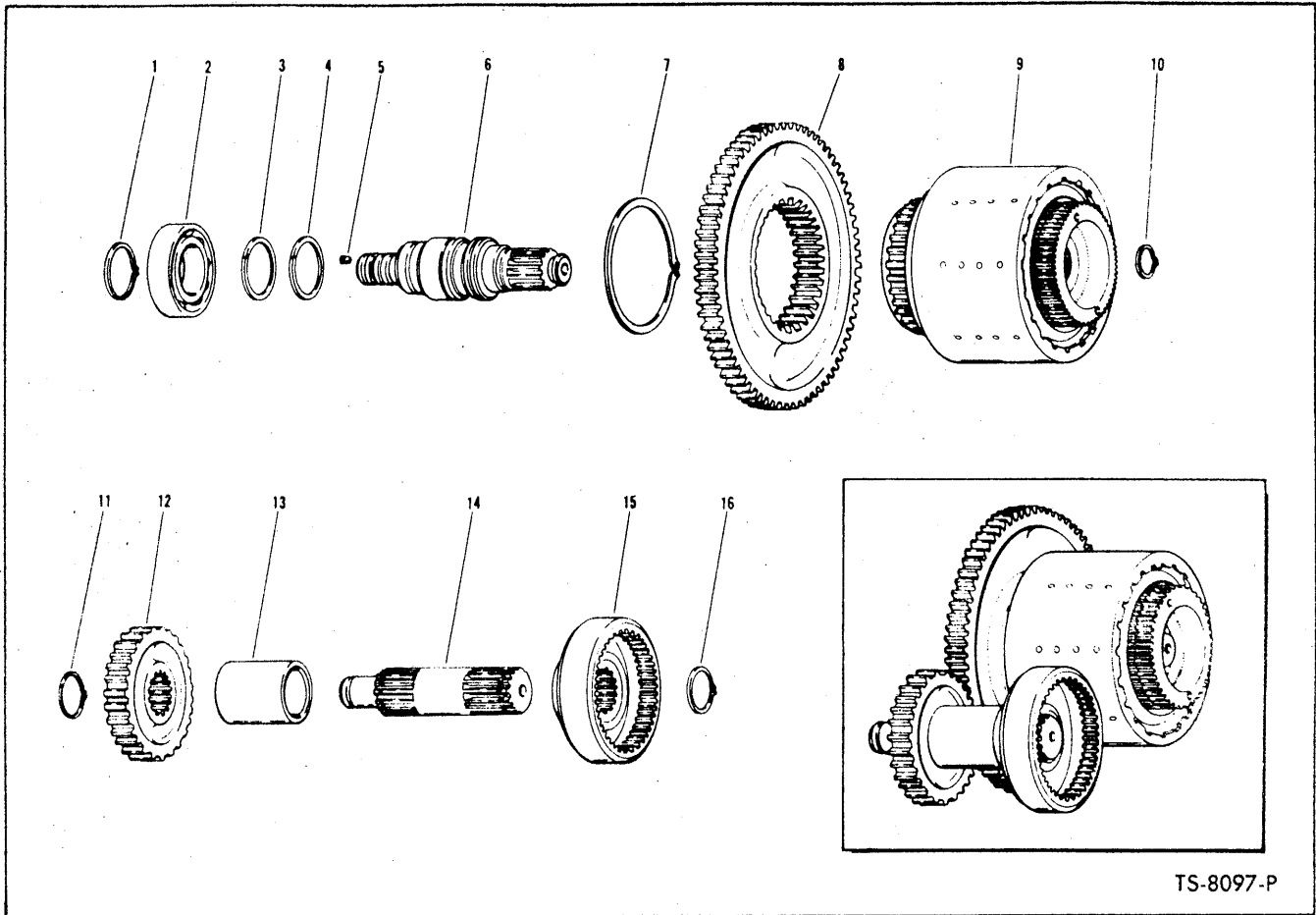
Item	Part No.	Description	Qty.
1	217509	RING, Oil Baffle Retaining	1
2	230004	HUB ASSY, Clutch Disc	1
3	217334	SPRING, Clutch Disc Release	6
4	217599	PIN, Clutch Disc Release Spring	6
5	232394	DISC, Clutch Outer	9
6	227495	DISC, Clutch Inner	10
7	217161	PLATE, Clutch Disc End	1
8	217099	RING, End Plate Retaining	1
9	217164	PISTON, Clutch	1
10	217361	RING, Outer Piston	1
11	217411	RING, Inner Piston	1

Item	Part No.	Description	Qty.
12	743667	RING, Washer Retaining	1
13	222582	WASHER, Bearing	1
14	664116	RING, Bearing Retaining	1
15	230751	BEARING, Clutch Support	1
16	217155	RACE, Outer Piston Ring	1
17	10J-08	BALL, Outer Race	1
18	217152	DRUM ASSY, Clutch (Inc. 16, 17, 18A, 18B)	1
18A	217141	†HOUSING, Bleed Valve	1
18B	10J-10	†BALL, Bleed Valve	1

† Not Illustrated

WHEN ORDERING PARTS, ALWAYS STATE MODEL AND SERIAL NO. OF MACHINE

CLARK EQUIPMENT COMPANY



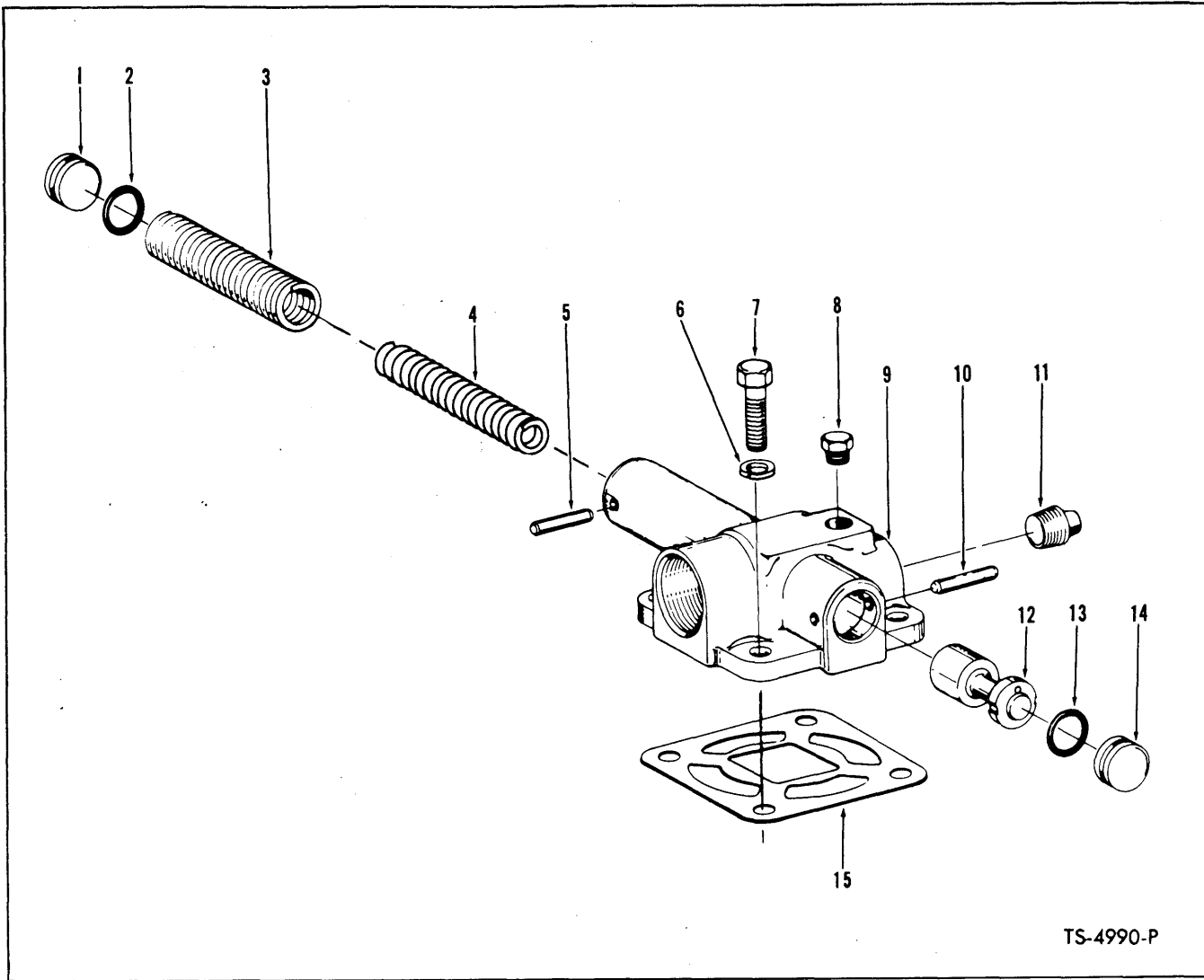
TS-8097-P

TRANSMISSION UNDERDRIVE SHAFT GROUP

Item	Part No.	Description	Qty.
1	230067	RING, Bearing Retainer	1
2	230056	BEARING, Underdrive Shaft	1
3	223740	RING, Piston	1
4	223740	RING, Piston	1
5	16F-01	PLUG, Underdrive Shaft	1
6	230236	SHAFT ASSY, Underdrive (Inc. 5)	1
7	217605	RING, Underdrive Driven Gear Snap	1
8	230005	GEAR, Underdrive Driven (71T)	1
9	-----	UNDERDRIVE CLUTCH GROUP - See Index	-
10	659764	RING, Disc Hub Snap	1
11	743035	RING, Underdrive Input Shaft Snap	1
12	229999	GEAR, Underdrive Drive (29T)	1
13	230130	SPACER, Gear	1
14	230000	SHAFT, Underdrive Input	1
15	230001	COUPLING, Underdrive Input Shaft	1
16	743035	RING, Underdrive Input Shaft Snap	1

WHEN ORDERING PARTS, ALWAYS STATE MODEL AND SERIAL NO. OF MACHINE

CLARK EQUIPMENT COMPANY

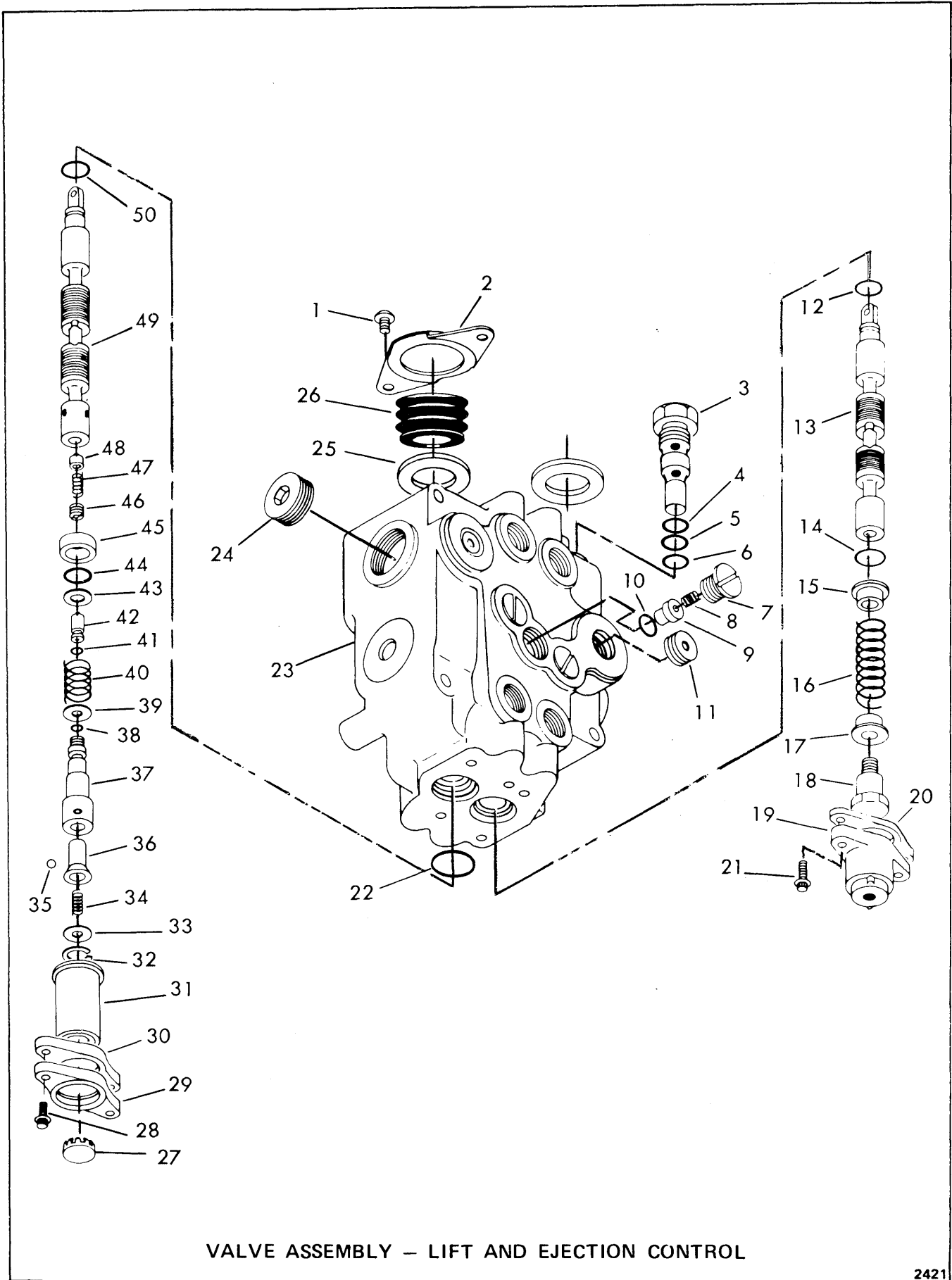


TS-4990-P

VALVE ASSEMBLY – CONVERTER PRESSURE REGULATING

Item	Part No.	Description	Qty.
A	228499	VALVE ASSY (Inc. 1 thru 5, 8 thru 14)	1
1	222041	STOP, Piston	1
2	58K-210	O-RING, Piston Stop	1
3	214668	SPRING, Outer Pressure	1
4	227292	SPRING, Inner Regulator	1
5	633157	PIN	1
6	4E-07	LKWSHR	4
7	17C-720	BOLT	4
8	40K-04	PLUG	1
9	227076	BODY, Pressure Regulating Valve	1
10	633157	PIN	1
11	13F-08	PLUG, Pipe	1
12	228500	PISTON, Regulating Valve	1
13	58K-210	O-RING	1
14	222041	STOP, Piston	1
15	227087	GASKET	1

WHEN ORDERING PARTS, ALWAYS STATE MODEL AND SERIAL NO. OF MACHINE



VALVE ASSEMBLY - LIFT AND EJECTION CONTROL

2421

CLARK EQUIPMENT COMPANY

VALVE ASSEMBLY – LIFT & EJECTION CONTROL

For Serial: 224A-101 thru 262

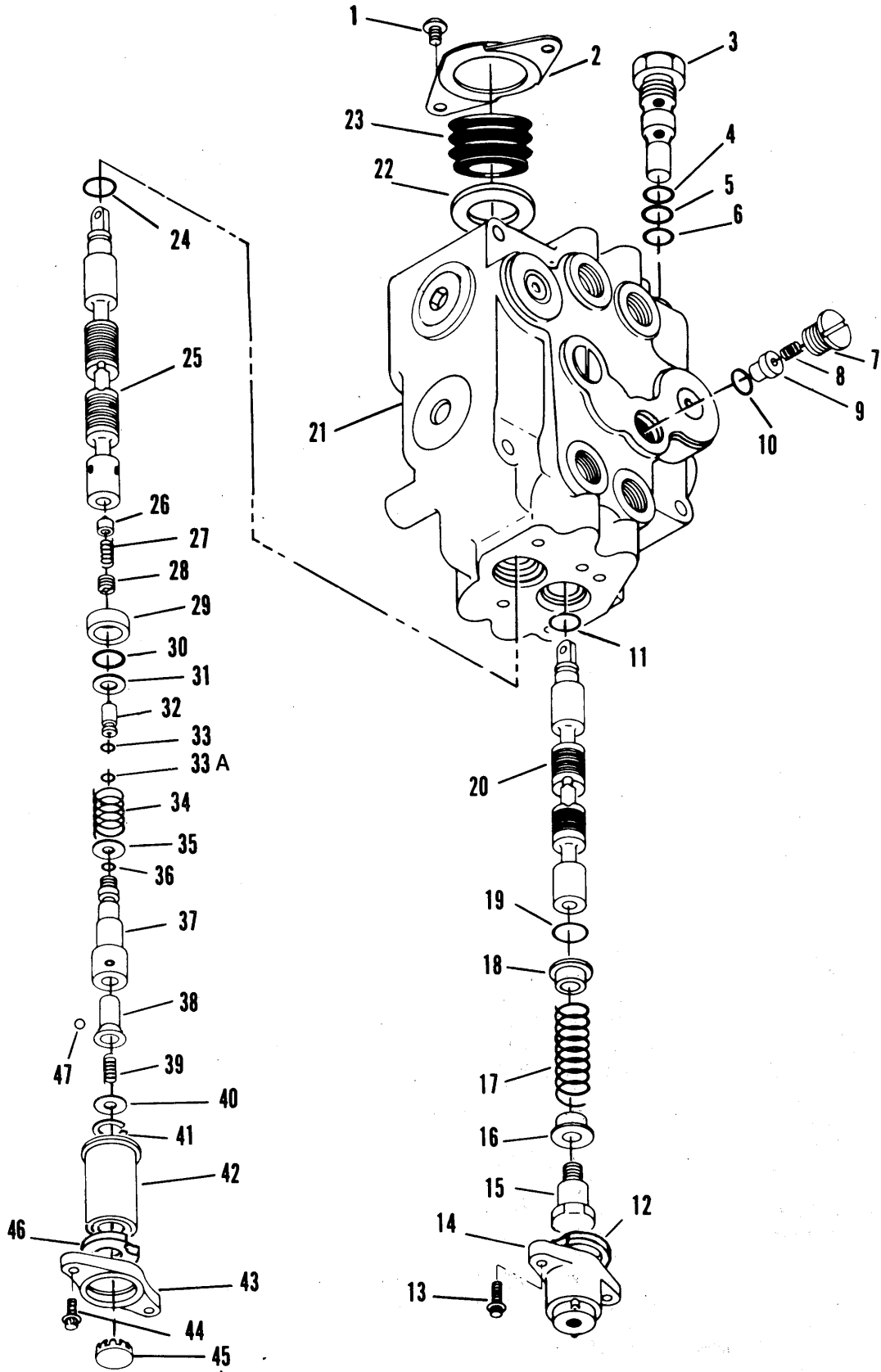
Item	Part No.	Description	Qty.
A	1564817	*CONTROL VALVE ASSY (Inc 1 thru 50)	1
B	1577556	SEAL KIT (Inc 4, 5, 6, 8, 12, 14, 38, 41, 41A, 42, 44 & 50)	1
1	92G-408	SCREW, Machine	4
2	947752	RETAINER	2
3	1550498	RELIEF VALVE ASSY (Inc 4, 5 & 6)	1
4	-----	SO-RING – See B	1
5	-----	SWASHER, Back-Up – See B	1
6	-----	SO-RING – See B	1
7	1566428	PLUG ASSY (Inc 8)	2
8	1550482	SPRING	2
9	1550481	PLUNGER	2
10	-----	SO-RING – See B	2
11	662647	PLUG	2
12	-----	SO-RING – See B	1
13	-----	§SPOOL & BODY ASSY – See A	1
14	-----	SO-RING – See B	1
15	1551126	WASHER	1
16	1577552	SPRING	1
17	1551126	WASHER	1
18	1550385	SCREW, Spool	1
19	1550483	CAP	1
20	1551175	RETAINER	1
21	72G-414	BOLT	2
22	-----	SO-RING – See B	1
23	-----	§BODY & SPOOL ASSY – See A	1
24	-----	PLUG, Shipping	—
25	947746	WASHER	2
26	949092	SEAL, Dust	2
27	730335	PLUG, Button	1
28	1577555	BOLT	2
29	949091	CAP	1
30	1577554	BLOCK	1
31	1577553	CAP	1
32	659041	RING, Retaining	1
33	949082	WASHER	1
34	949077	SPRING	1
35	949093	BALL	3
36	949086	PLUNGER, Detent	1
37	949085	RETAINER, Detent	1
38	-----	SO-RING – See B	1
39	949081	WASHER, Detent	1
40	949084	SPRING, Detent	1
41	-----	SO-RING, Detent – See B	1
41A	-----	† §RING – See B	1
42	-----	§PISTON, Detent – See B	1
43	949083	WASHER, Detent	1
44	-----	SO-RING – See B	1
45	949089	SLEEVE	1
46	949088	GUIDE, Detent	1
47	1577575	SPRING	1
48	949079	POPPET	1
49	-----	§SPOOL & BODY ASSY – See A	1
50	-----	SO-RING – See B	1

*NOTE: For Complete Replacement use 1581334

† Not Illustrated

§ Not Sold Separately

WHEN ORDERING PARTS, ALWAYS STATE MODEL AND SERIAL NO. OF MACHINE



VALVE ASSEMBLY - LIFT AND EJECTION CONTROL

CLARK EQUIPMENT COMPANY

VALVE ASSEMBLY – LIFT & EJECTION CONTROL

For Serial: 224A-263 & After

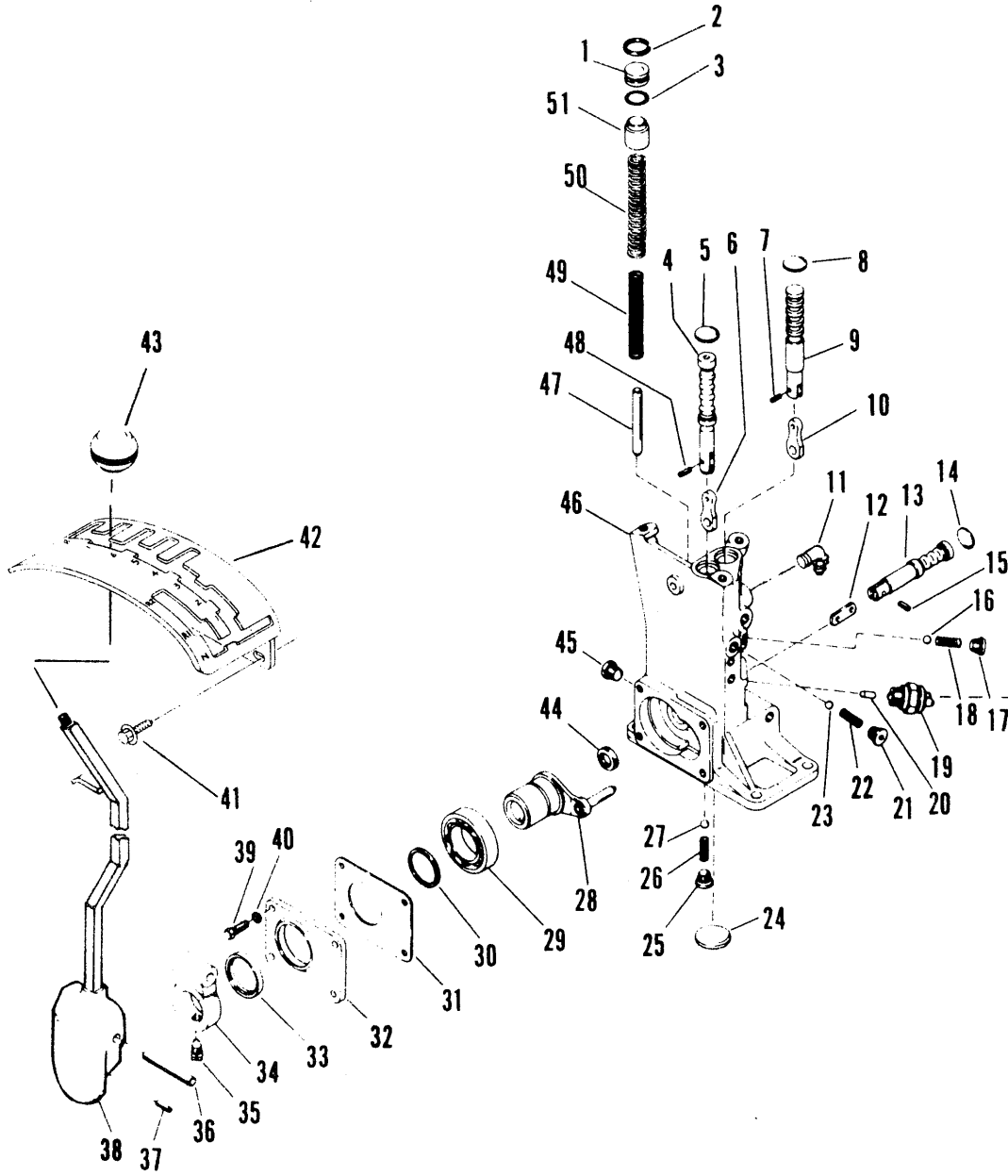
Item	Part No.	Description	Qty.
A	1581334	CONTROL VALVE ASSY (Inc 1 thru 47)	1
B	1577556	SEAL KIT (Inc 4, 5, 6, 10, 11, 19, 24, 30, 32, 33, 33A, 36)	1
1	92G-408	SCREW	4
2	947752	RETAINER	2
3	1581333	RELIEF VALVE ASSY (Inc 4)	1
4	25K-30028	O-RING – See "B"	1
5	73K-119	WASHER – See "B"	1
6	25K-30030	O-RING – See "B"	1
7	1566428	PLUG ASSY (Inc 10)	2
8	1550482	SPRING	2
9	1550481	PLUNGER	2
10	58K-114	O-RING – See "B"	2
11	— — — —	SO-RING – See "B"	1
12	1551175	RETAINER	1
13	72G-414	CAPSCREW	2
14	1550483	CAP	1
15	1550385	SCREW, Spool	1
16	1551126	WASHER	1
17	1577552	SPRING	1
18	1551126	WASHER	1
19	— — — —	SO-RING – See "B"	1
20	— — — —	§SPOOL & BODY ASSY – See "A"	1
21	— — — —	§BODY & SPOOL ASSY – See "A"	1
22	947746	WASHER	2
23	949092	SEAL, Dust	2
24	— — — —	SO-RING, Detent – See "B"	1
25	— — — —	§SPOOL & BODY ASSY – See "A"	1
26	949079	POPPET, Detent	1
27	1577575	SPRING, Detent	1
28	949088	GUIDE, Detent	1
29	949089	SLEEVE, Detent	1
30	— — — —	SO-RING, Detent – See "B"	1
31	949081	WASHER, Detent	1
32	— — — —	* §PISTON, Detent – See "B"	1
33	— — — —	* §O-RING, Detent – See "B"	1
33A	— — — —	* §RING – See "B"	1
34	949084	SPRING, Detent	1
35	949083	WASHER, Detent	1
36	— — — —	SO-RING, Detent – See "B"	1
37	949085	RETAINER, Detent	1
38	949086	PLUNGER, Detent	1
39	949077	SPRING, Detent	1
40	949082	WASHER, Detent	1
41	659041	RING, Retaining	1
42	949090	CAP, Detent	1
43	949091	RETAINER, Cap	1
44	72G-414	CAPSCREW, Detent	2
45	730335	PLUG, Button	1
46	1551175	RETAINER, Detent	1
47	949093	BALL	3

*See SG-705A for Piston, O-Ring and Teflon Ring

§ Not Sold Separately

WHEN ORDERING PARTS, ALWAYS STATE MODEL AND SERIAL NO. OF MACHINE

CLARK EQUIPMENT COMPANY



VALVE ASSEMBLY - SHIFT CONTROL

1645

CLARK EQUIPMENT COMPANY

VALVE ASSEMBLY – SHIFT CONTROL

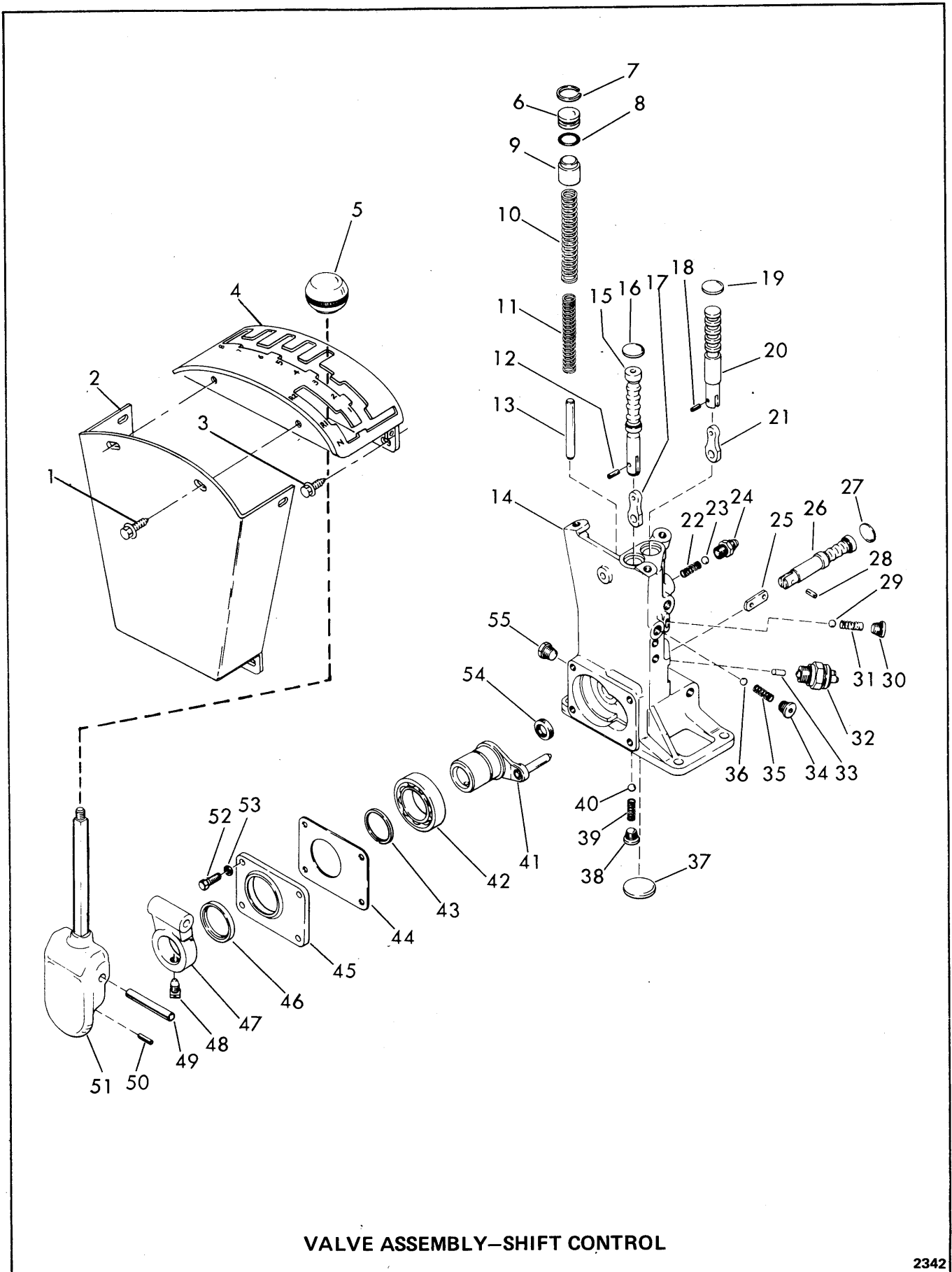
For Serial: 224A-101 thru 308

Item	Part No.	Description	Qty.
A	232494	*VALVE ASSY (Inc. 1 thru 40 & 43 thru 51)	1
1	222041	STOP, Piston	1
2	662770	RING, Piston Stop Retaining	1
3	25K-40024	O-RING, Piston Stop	1
4	230591	SPOOL, Selector	1
5	12F-100	PLUG, Welch	1
6	230091	LINK, Selector Spool	1
7	660821	PIN, Hi-Lo Range Spool Link	1
8	12F-100	PLUG, Welch	1
9	230092	SPOOL, Hi-Lo Range	1
10	230091	LINK, Selector Spool	1
11	17K-05	ELBOW (Inc.11A)	1
11A	91F-05	† O-RING	1
12	230099	LINK, Reverse & Neutral Lock-Up Spool	1
13	230098	SPOOL, Reverse & Neutral Lock-Up	1
14	12F-14	PLUG, Welch	1
15	1302554	PIN, Reverse & Neutral Lock-Up Spool Link	1
16	10J-12	BALL, Poppet	1
17	47K-03	PLUG, Poppet Spring	1
18	230086	SPRING, Poppet	1
19	236395	SWITCH, Neutral	1
20	230089	PIN, Neutral Switch Actuating	1
21	47K-03	PLUG, Poppet Spring	1
22	230086	SPRING, Poppet	1
23	10J-12	BALL, Poppet	1
24	12F-113	PLUG, Welch	1
25	47K-03	PLUG, Poppet Spring	1
26	230086	SPRING, Poppet	1
27	10J-12	BALL, Poppet	1
28	231111	SHAFT & PIN ASSY, Speed Selector (Inc.45)	1
29	743459	BEARING, Speed Selector Shaft	1
30	659065	RING, Bearing Retainer	1
31	230097	GASKET, Bearing Cap	1
32	230096	CAP, Bearing	1
33	225310	SEAL, Bearing Cap Oil	1
34	230107	BRACKET, Control Lever	1
35	201566	SCREW, Control Lever Bracket Lock	1
36	731714	PIN, Control Lever Roll	1
37	1304732	PIN, Control Lever Roll	1
38	231686	CONTROL LEVER & HOUSING ASSY	1
39	1C-514	BOLT, Bearing Cap	4
40	4E-05	LKWSHR, Bearing Cap	4
41	1550938	SCREW, Self-Tapping	3
42	1575428	PLATE, Control Position Stop	1
43	201401	KNOB, Shift	1
44	231515	SEAL, Oil	1
45	40K-04	PLUG, Housing	1
46	230084	HOUSING, Shift Control	1
47	230114	PIN, Accumulator Piston Stop	1
48	660821	PIN, Selector Spool Link Roll	1
49	230112	SPRING, Accumulator Piston - Inner	1
50	230113	SPRING, Accumulator Piston – Outer	1
51	230111	PISTON, Accumulator	1

†Not Illustrated *NOTE: For Complete Replacement Use Valve Assy 235590

WHEN ORDERING PARTS, ALWAYS STATE MODEL AND SERIAL NO. OF MACHINE

CLARK EQUIPMENT COMPANY



VALVE ASSEMBLY—SHIFT CONTROL

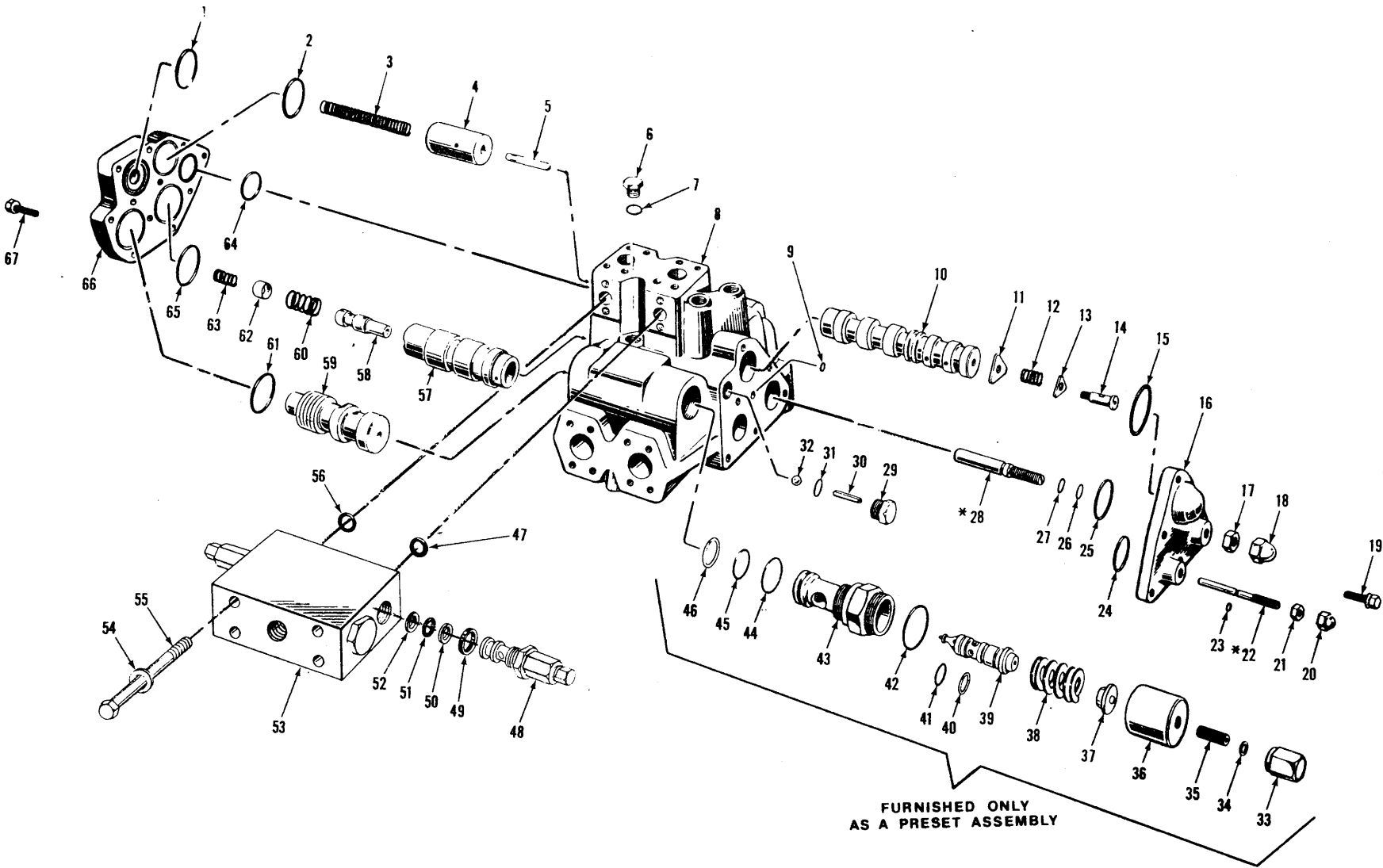
2342

CLARK EQUIPMENT COMPANY

VALVE ASSEMBLY - SHIFT CONTROL For Serial: 224A-309 & After

Item	Part No.	Description	Qty.
A	235590	VALVE ASSY (Inc 5 thru 55)	1
1	1307834	SCREW, Self Tapping	6
2	1578802	COVER, Shift Control	1
3	1550938	SCREW, Self Tapping	3
4	1578812	PLATE, Control Position Stop	1
5	201401	KNOB, Shift	1
6	222041	STOP, Piston	1
7	662770	RING, Piston Stop Retaining	1
8	25K-40024	O-RING, Piston Stop	1
9	230111	PISTON, Accumulator	1
10	230113	SPRING, Accumulator Piston Outer	1
11	233112	SPRING, Accumulator Piston Inner	1
12	660821	PIN, Selector Spool Link	1
13	230114	PIN, Accumulator Piston Stop	1
14	230084	HOUSING, Shift Control	1
15	230591	SPOOL, Selector	1
16	12F-100	PLUG, Welch	1
17	230091	LINK, Selector Spool	1
18	660821	PIN, Hi-Lo Range Spool Link	1
19	12F-100	PLUG, Welch	1
20	230092	SPOOL, Hi-Lo Range	1
21	230091	LINK, Selector Spool	1
22	230697	SPRING	1
23	10J-12	BALL	1
24	230088	CHECK VALVE	1
25	230099	LINK, Reverse & Neutral Lock-Up Spool	1
26	230098	SPOOL, Reverse & Neutral Lock-Up	1
27	12F-14	PLUG, Welch	1
28	1302554	PIN, Reverse & Neutral	1
29	10J-12	BALL, Poppet	1
30	47K-03	PLUG, Poppet Spring	1
31	230086	SPRING, Poppet	1
32	229729	SWITCH, Neutral	1
33	230089	PIN, Neutral Switch Actuating	1
34	47K-03	PLUG, Poppet Spring	1
35	230086	SPRING, Poppet	1
36	10J-12	BALL, Poppet	1
37	12F-113	PLUG, Welch	1
38	47K-03	PLUG, Poppet Spring	1
39	230086	SPRING, Poppet	1
40	10J-12	BALL, Poppet	1
41	230093	SHAFT & PIN ASSY, Speed Selector (Inc 55)	1
42	743459	BEARING, Speed Select Shift	1
43	659065	RING, Bearing Retainer	1
44	230097	GASKET, Bearing Cap	1
45	230096	CAP, Bearing	1
46	225310	SEAL, Bearing Cap Oil	1
47	230107	BRACKET, Control Lever	1
48	201566	SCREW, Control Lever Bracket Lock	1
49	731714	PIN, Control Lever Roll	1
50	1304732	PIN, Control Lever Roll	1
51	235009	CONTROL LEVER & HOUSING ASSY	1
52	1C-514	BOLT	4
53	4E-05	LKWSHR	4
54	231515	SEAL, Oil	1
55	40K-04	PLUG, Housing	1

WHEN ORDERING PARTS, ALWAYS STATE MODEL AND SERIAL NO. OF MACHINE



VALVE ASSEMBLY — STEERING

TS-10908

V10-1

(1L3)

PM 4038
Printed in U.S.A.

CLARK EQUIPMENT COMPANY

VALVE ASSEMBLY – STEERING

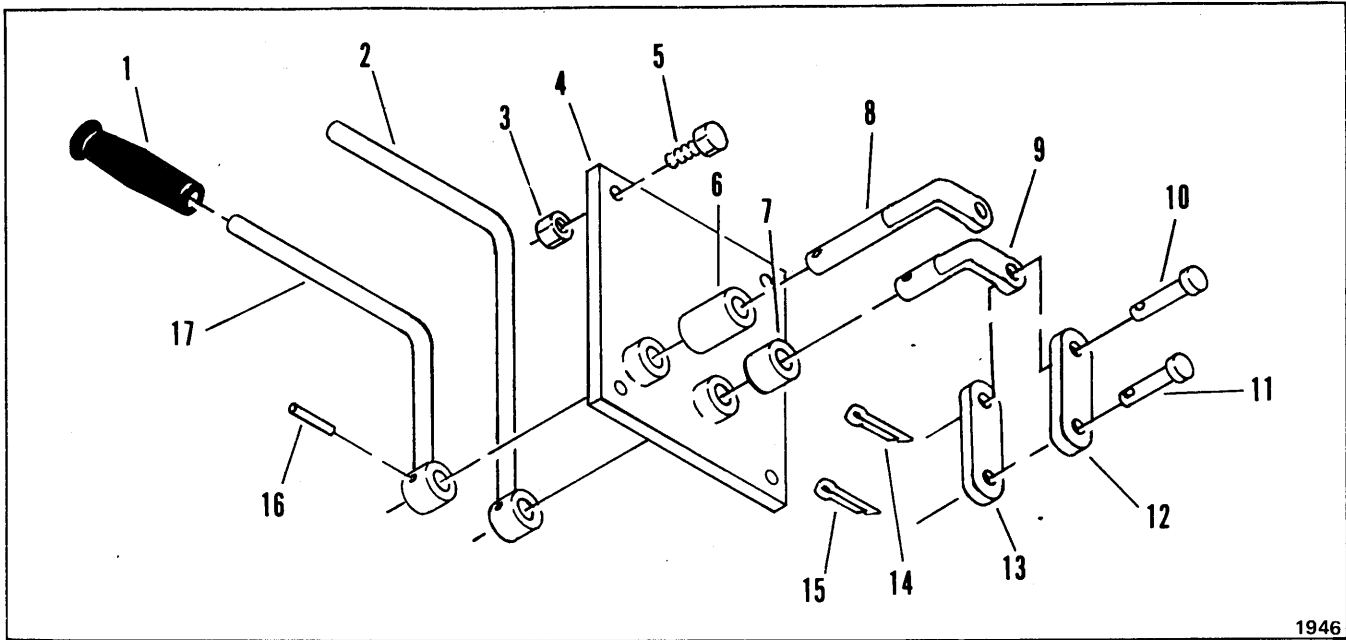
Item	Part No.	Description	Qty.
A	1566766	VALVE ASSY, Hydrostatic Steering (Inc 1 thru 67)	1
B	949140	RELIEF CARTRIDGE SEAL KIT (Inc 42, 44, 45 & 46)	1
C	948541	MAIN SEAL KIT (Inc 1, 2, 9, 15, 23, 24, 25, 27, 61, 64, & 65).	1
D	949373	DUAL RELIF VALVE SEAL KIT (Inc . 47, 49, 50, 51, 52 & 56)	2
E	1550764	RELIEF VALVE CARTRIDGE KIT (Inc 33 thru 46)	1
1	1550758	O-RING, End Cover – See "C"	1
2	1550758	O-RING, End Cover – See "C"	1
3	1566774	SPRING, Spool.	1
4	-----	§SPOOL ASSY (Inc 5).	—
5	-----	§PIN, Roll – See 4	—
6	1566775	PLUG ASSY (Inc 7).	1
7	91F-6	O-RING, Plug – See 6	1
8	-----	§BODY, Valve – See "A"	—
9	1566780	O-RING, End Cover – See "C"	1
10	-----	§SPOOL, Valve – See "A"	—
11	1566770	WASHER, Centering	1
12	1566768	SPRING, Centering	1
13	1566769	WASHER, Centering	1
14	990202	SCREW, Centering.	1
15	1550758	O-RING, End Cover – See "C"	—
16	1566779	COVER.	1
17	8D-10	NUT, Jam	1
18	49D-10	NUT, Acorn.	1
19	1C-620	BOLT	6
19A	25E-17	†WASHER.	6
20	49D-07	NUT, Acorn.	1
21	8D-07	NUT, Jam	1
22	1566781	SCREW, Adjusting.	1
23	25K-20006	O-RING, Adj. Screw – See "C"	1
24	1550759	O-RING, End Cover – See "C"	1
25	1550760	O-RING, End Cover – See "C"	1
26	73K-016	RING, Adjusting Screw Back-Up – See "C"	1
27	25K-20020	O-RING, Adj. Screw – See "C"	1
28	1566782	SCREW	1
29	1566776	PLUG ASSY (Inc 30, 31, 32).	1
30	-----	§PIN, Roll – See 29	—
31	91F-07	O-RING, Plug – See 29	1
32	10J-18	BALL, Steel – See 29	1

Item	Part No.	Description	Qty.
33	-----	§NUT, Relief Cartridge Acorn – See "E"	—
34	-----	§RING, Acorn Nut Seal – See "E"	—
35	-----	§SCREW, Relief Cartridge Adjusting – See "E"	—
36	-----	§CAP, Relief Cartridge – See "E"	—
37	-----	§GUIDE, Relief Spring – See "E"	—
38	-----	§SPRING, Relief – See "E"	—
39	-----	§POPPET, Relief – See "E"	—
40	-----	§RING, Relief Cartridge Back-Up – See "E"	—
41	-----	§O-RING, Relief Cartridge – See "E".	—
42	-----	§O-RING, Relief Cap—See "B" & "E".	—
43	-----	§SEAT, Relief Poppet – See "E"	—
44	-----	§O-RING, Relief Seat—See "B" & "E".	—
45	-----	§O-RING, Relief Seat—See "B" & "E"	—
46	-----	§RING, Relief Seat Back-Up – See "B" & "E"	—
47	-----	§O-RING, Relief Valve to Body – See "D"	—
48	960998	CARTRIDGE, Relief Valve – See 53.	1
49	-----	§O-RING, Relief Valve – See "D"	—
50	-----	§RING, Relief Valve Back-Up – See "D"	—
51	-----	§O-RING, Relief Valve – See "D"	—
52	-----	§RING, Relief Valve Back-Up – See "D"	—
53	1550765	DUAL RELIEF VALVE ASSY (Inc 47 thru 52 & 56).	1
54	852354	WASHER.	4
55	1C-560	BOLT	4
56	-----	§O-RING – See "D"	—
57	-----	§SPOOL, Valve – See "A"	—
58	-----	§SPOOL, Valve – See "A"	—
59	-----	§SPOOL, Valve – See "A"	—
60	1566773	SPRING	—
61	1550761	O-RING, End Cover – See "C"	—
62	1566772	SPACER	1
63	1555771	SPRING	1
64	1566778	O-RING, End Cover – See "C"	—
65	1550761	O-RING, End Cover – See "C"	—
66	1566777	COVER.	1
67	1C-628	BOLT	11

† Not Illustrated
§ Not Sold Separately

WHEN ORDERING PARTS, ALWAYS STATE MODEL AND SERIAL NO. OF MACHINE

CLARK EQUIPMENT COMPANY



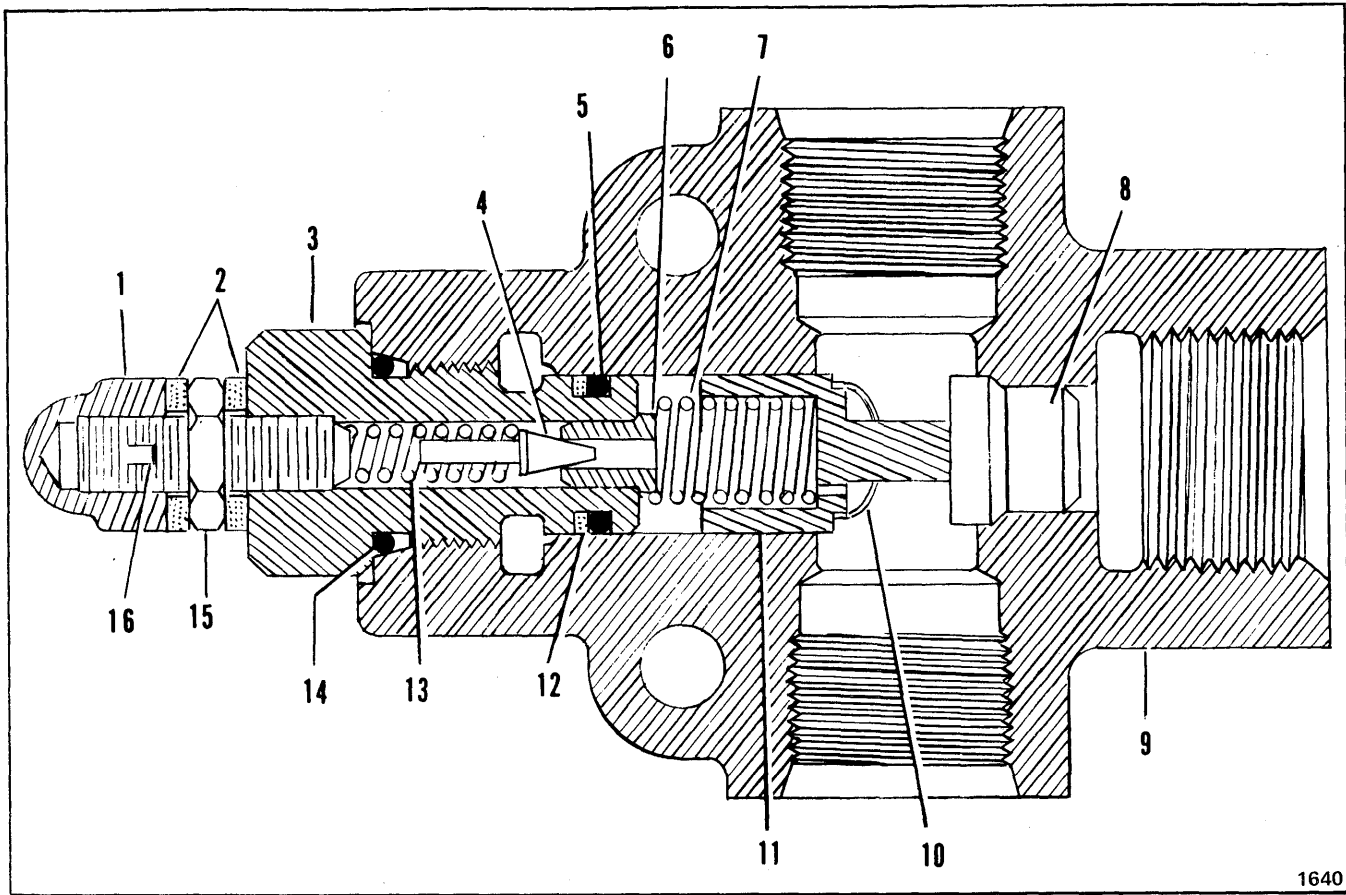
1946

VALVE CONTROL ASSEMBLY – LIFT & EJECTION

Item	Part No.	Description	Qty.
A	1578796	VALVE CONTROL ASSY (Inc. 1, 2, 4, 6, 7, 8, 9, 16, 17)	1
1	1550390	GRIP	2
2	1579473	HANDLE	1
3	59D-06	NUT	4
4	1578789	PLATE ASSY	1
5	17C-632	BOLT	4
6	1314967	BUSHING	1
7	618341	BUSHING	2
8	1578779	LINKAGE	1
9	1578780	LINKAGE	1
10	1551127	PIN	2
11	1551127	PIN	2
12	1550296	LINK	2
13	1550296	LINK	2
14	1F-308	COTTER	2
15	1F-308	COTTER	2
16	302602	PIN, Roll	2
17	1579474	HANDLE	1

WHEN ORDERING PARTS, ALWAYS STATE MODEL AND SERIAL NO. OF MACHINE

CLARK EQUIPMENT COMPANY



VALVE – PRESSURE RELIEF SUSPENSION SYSTEM – TRACTOR

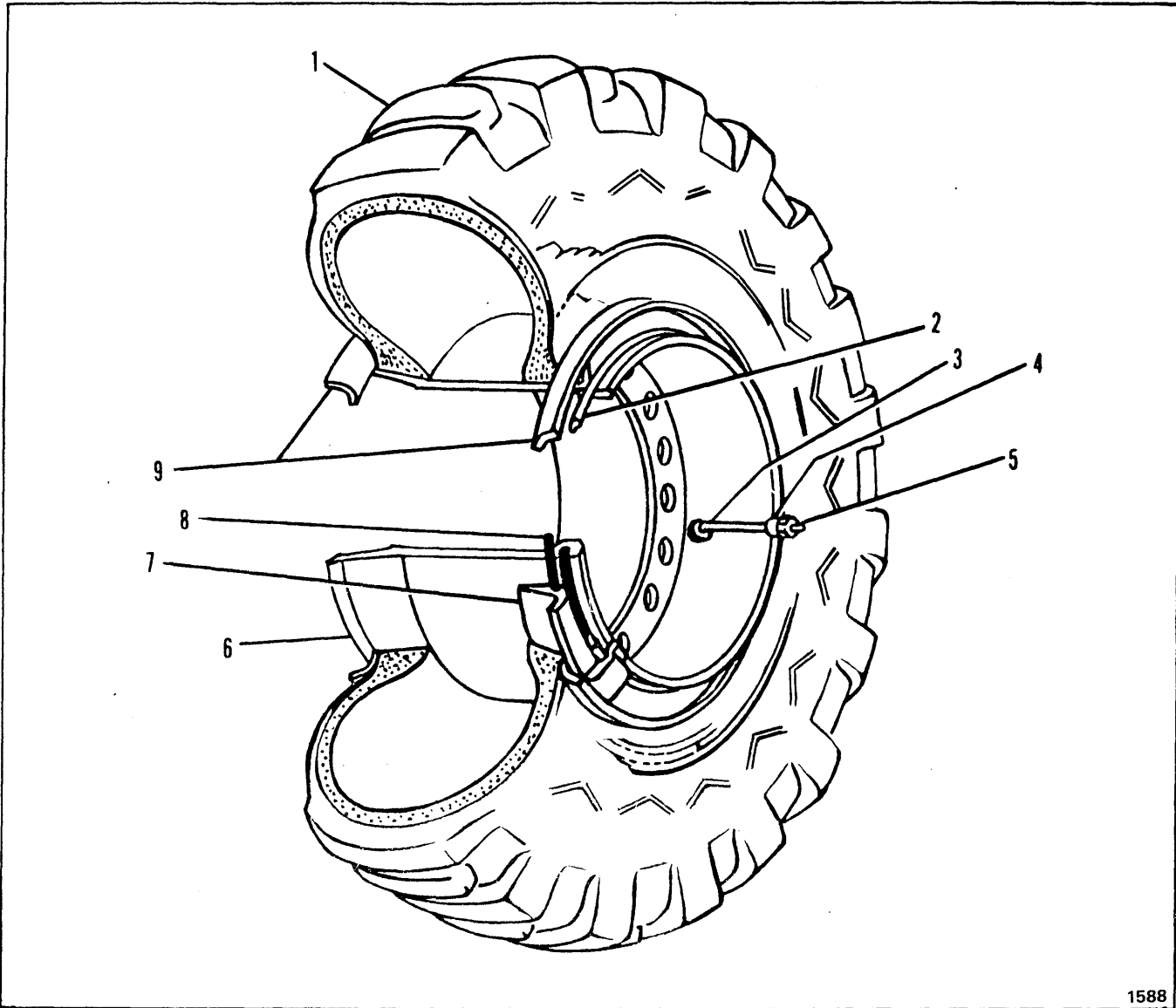
Item	Part No.	Description	Qty.
A	536539	VALVE ASSY (Inc. 1 thru 17)	1
1	47D-05	NUT, Acorn	1
2	730396	WASHER, Stat-O-Seal	2
3	944467	CAP, Valve	1
4	883734	PLUNGER, Pilot	1
5	899039	O-RING	1
6	944469	SEAT, Pilot	1
7	944646	SPRING	1
8	944645	SEAT, Poppet	1
9	----	§BODY, Valve – Order Item "A"	–
10	----	§SCREEN, Poppet – Order Item 11	–
11	944643	POPPET ASSY (Inc. 10)	1
12	899038	RING, Back-Up	1
13	944471	SPRING, Pilot	1
14	91F-06	O-RING, Valve Cap	1
15	8D-05	NUT, Jam	1
16	33G-514	SCREW, Adjusting Set	1
17	40K-02	†PLUG	2

† Not Illustrated

§ Not Sold Separately

WHEN ORDERING PARTS, ALWAYS STATE MODEL AND SERIAL NO. OF MACHINE

CLARK EQUIPMENT COMPANY



1588

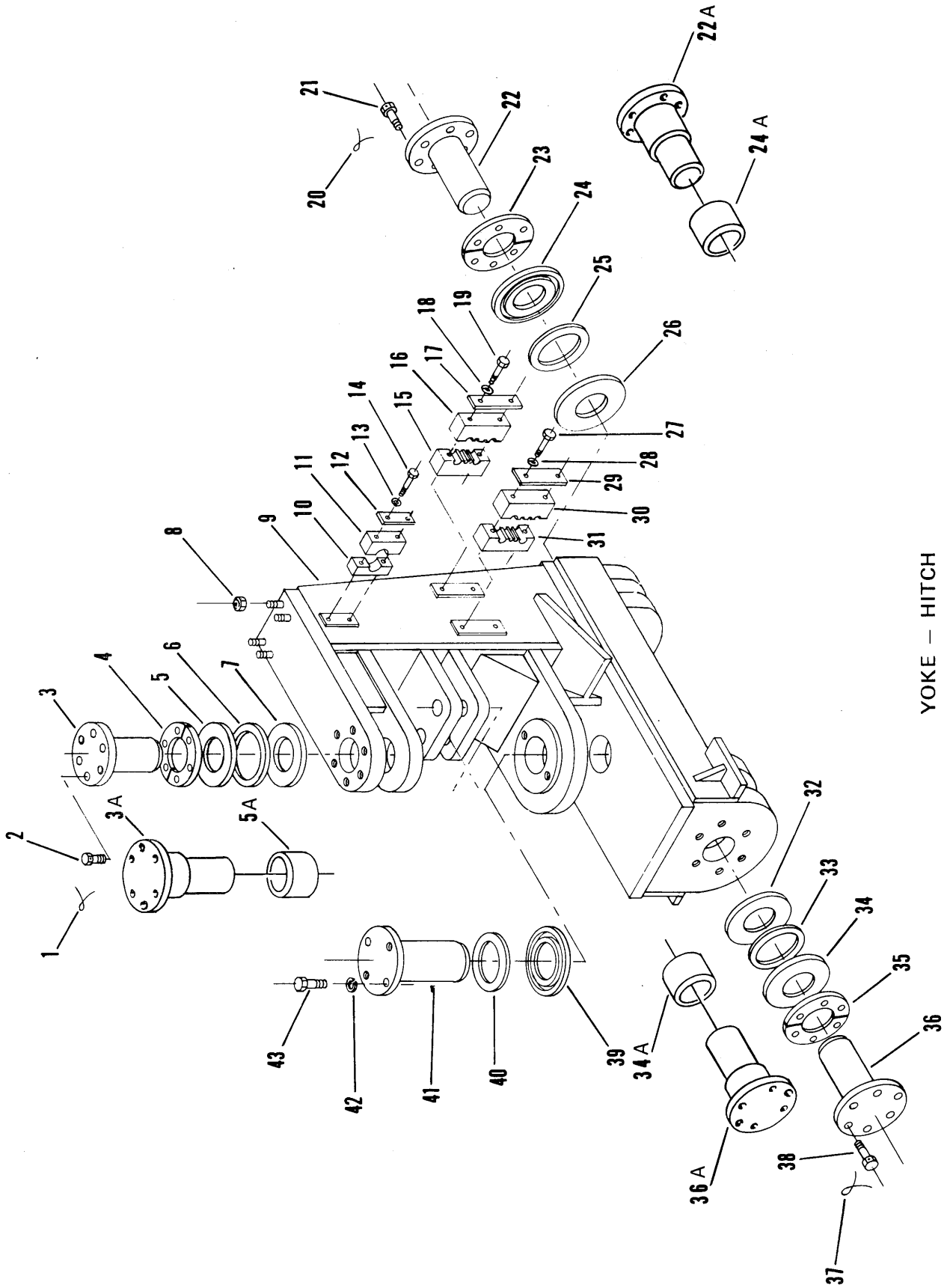
WHEEL AND TIRE DATA – SCRAPER AND TRACTOR

Item	26.5 x 29	26.5 x 25	Description	Qty.
NOTE: Quantities listed below are for two (2) Tire and Wheel Assemblies.				
1	-----	-----	STIRE	2
2	523253	580274	RING, Lock	2
3	509445	509445	VALVE STEM (Inc. 4 & 5)	2
4	551684	551684	ADAPTER, Valve Stem	2
5	551685	551685	CAP, Valve Stem	2
6	1568578	1533167	WHEEL	2
7	523252	553956	BAND, Bead Seat	2
8	513117	580278	O-RING	2
9	580479	516784	FLANGE	4
10	529310	529310	†PLUG, Water Filling	2
11	15G-1416	15G-1416	†SCREW	3

† Not Illustrated

§ Not Sold Separately

WHEN ORDERING PARTS, ALWAYS STATE MODEL AND SERIAL NO. OF MACHINE



YOKE — HITCH

CLARK EQUIPMENT COMPANY

YOKE – HITCH

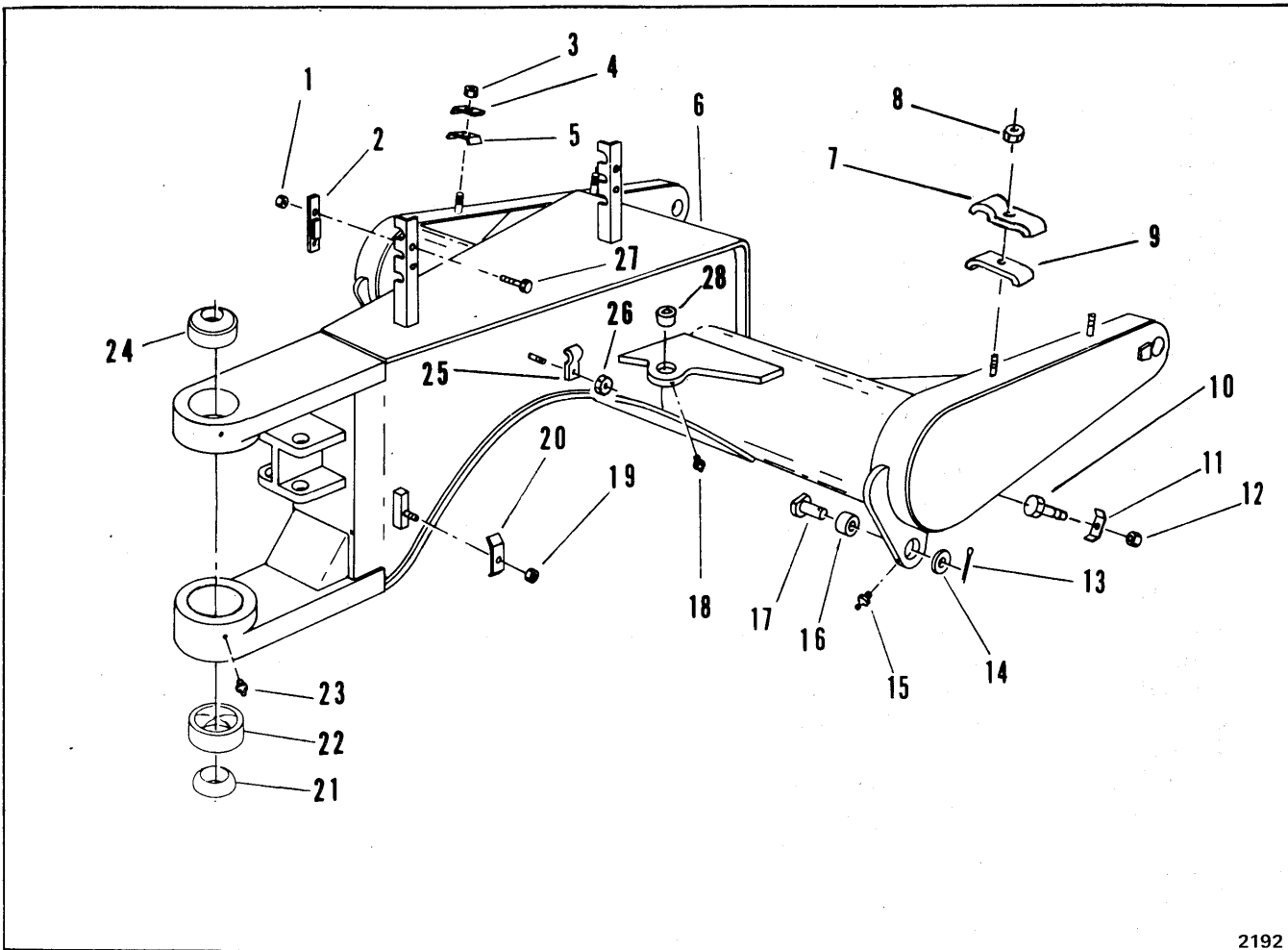
Item	Part No.	Description	Qty.
1	28H-16100	WIRE, Safety	1
2	17C-1036	BOLT	6
3	1553140	PIN	1
3A	1579403	PIN	1
4	1553153	#SHIM, Pack	—
5	1553148	*PLATE	1
5A	1567176	BUSHING	1
6	1553147	*SEAL, Felt	1
7	104450	*SEAL	1
8	59D-06	LOCKNUT	4
9	1582016	YOKE, Hitch	1
10	1567216	CLAMP	1
11	1567216	CLAMP	1
12	1567214	FLAT	1
13	4E-06	LKWSHR	2
14	17C-648	BOLT	2
15	1568305	CLAMP	1
16	1568305	CLAMP	1
17	1568641	FLAT	1
18	4E-06	LKWSHR	2
19	17C-648	BOLT	2
20	28H-16100	WIRE, Safety	1
21	17C-1028	BOLT	6
22	1553140	*PIN	1
22A	1579403	PIN	1
23	1553153	#SHIM, Pack	—
24	1553148	*PLATE	1
24A	1567176	BUSHING	1
25	1553147	*SEAL, Felt	1
26	104450	*SEAL	1
27	17C-648	BOLT	2
28	4E-06	LKWSHR	2
29	1568641	FLAT	1
30	1568305	CLAMP	1
31	1568305	CLAMP	1
32	104450	*SEAL	1
33	1553147	*SEAL, Felt	1
34	1553148	*PLATE	1
34A	1567176	BUSHING	1
35	1553153	#SHIM, Pack	—
36	1553140	*PIN	1
36A	1579403	PIN	1
37	28H-16100	WIRE, Safety	1
38	17C-1028	BOLT	6
39	1553149	PLATE	1
40	1553146	SEAL	1
41	1553152	PIN	1
42	4E-10	LKWSHR	2
43	17C-1024	BOLT	2
44	1578327	FLAT	2

*NOTE: For Complete Replacement use 1579403 Pin; 1567176 Bushing and discard Plate 1553148, Seal 1553147, and Seal 104450.

#As Required

WHEN ORDERING PARTS, ALWAYS STATE MODEL AND SERIAL NO. OF MACHINE

CLARK EQUIPMENT COMPANY



2192

YOKE - SCRAPER

Item	Part No.	Description	Qty.	Item	Part No.	Description	Qty.
1	59D-06	NUT	4	15	10H-25	FITTING, Grease	2
2	1567950	CLAMP, Tubing	2	16	1564670	BUSHING	2
3	59D-06	NUT	2	17	1571282	PIN	2
4	1574514	CLAMP, Tubing	2	18	10H-25	FITTING, Grease	2
5	1574515	CLAMP, Tubing	2	19	59D-06	NUT	2
6	1582010	YOKE	1	20	1568304	CLAMP, Tubing	2
7	1557540	CLAMP, Tubing	2	21	1550987	BUSHING (Inc. 22)	1
8	59D-06	NUT	2	22	---	BUSHING, Lower - See 21	1
9	1574515	CLAMP, Tubing	2	23	10H-25	FITTING, Grease	1
10	17C-640	BOLT	2	24	1301478	BUSHING, Upper	1
11	1557395	CLAMP, Tubing	2	25	1568304	CLAMP, Tubing	2
12	59D-06	NUT	2	26	65D-06	NUT	2
13	1F-836	COTTER	2	27	17C-648	BOLT	4
14	25E-34	WASHER	2	28	1564670	BUSHING	2

WHEN ORDERING PARTS, ALWAYS STATE MODEL AND SERIAL NO. OF MACHINE

CLARK EQUIPMENT COMPANY

OPTIONS AND ACCESSORIES

Item	Part No.	Description	Qty.
A	1575042	BACK-UP ALARM KIT (Inc. 1 thru 13)	1
1	1542966	ALARM, Reverse	1
2	1574941	BRACKET ASSY	1
3	1671474	CONNECTOR	1
4	1736910	TIE, Cable	1
5	1575041	CABLE	1
6	1575040	CONDUIT	1
7	30H-39	CLIP, Insulated	1
8	1313987	STUD, Weld	1
9	59D-06	LOCKNUT	1
10	18F-01	TEE	1
11	1305475	NIPPLE	1
12	1566390	SWITCH, Pressure	1
13	652770	WIRE	1
B	1575797	WINDSHIELD OPTION KIT (Inc. 1 thru 5)	1
1	17C-840	BOLT	4
2	59D-08	NUT	4
3	1574902	WINDSHIELD ASSY	1
4	17C-616	BOLT	3
5	59D-06	NUT	3
C	1575510	WINDSHIELD WIPER KIT (Inc. 1 thru 7)	1
1	1580689	MOTOR & BRACKET ASSY	1
2	1572973	BRACKET	1
3	1572979	PANTOGRAPH ADAPTER KIT	1
4	1572978	PANTOGRAPH ARM ASSY	1
5	1572977	BLADE, Wiper	1
6	17C-436	BOLT	2
7	59D-04	NUT	2
D	1573723	SEAT BELT OPTION KIT (Inc. 1 thru 9)	1
1	1917308	SAFETY BELT KIT	1
2	1573722	ANGLE	2
3	1573720	LINK - L.H.	1
4	1573721	LINK - R.H.	1
5	17C-828	BOLT	4
6	25E-21	WASHER	4
7	661544	SPACER	4
8	60D-08	NUT	4
9	1573684	SLING, Cable	2

Item	Part No.	Description	Qty.
E	1575775	HEATER OPTION KIT (Inc. 1 thru 6)	1
1	1566699	HEATER ASSY	1
2	1575774	HOSE	2
3	1575564	WIRE ASSY	1
4	602297	TERMINAL	1
5	516775	CONNECTOR	1
6	30H-08	CLIP	3
F	1577742	TURN SIGNAL & TAIL LIGHT OPTION KIT (Inc. 1 thru 15)....	1
1	1G-816	SCREW, Machine	14
2	50D-08	NUT	14
3	1577831	LIGHT	2
4	1550938	BOLT, Cowling	10
5	OMIT	PLATE - L.H.	1
6	OMIT	FLAT	2
7	OMIT	FENDER ASSY - L.H.	1
8	1577832	TAIL LIGHT	4
9	OMIT	PLATE	4
10	OMIT	BOLT	16
11	OMIT	WASHER	32
12	OMIT	GUARD, Mud	4
13	1574385	REFLECTOR	2
14	1574439	CONDUIT	2
15	1671474	CLIP	2
16	30H-36	CLAMP	2
17	1574381	PLATE	2
18	1575864	CABLE	1
19	OMIT	FENDER ASSY - R.H.	1
20	OMIT	NUT	16
21	1574048	BOLT	4
22	1575639	WIRE ASSY, Tractor	1
23	OMIT	PLATE - R.H.	1
24	1574438	DISCONNECT, Knife	4
25	30H-27	CLIP	13
G	1575838	LOADING LIGHT KIT (Inc. 1 thru 7)	1
1	548088	FLOODLIGHT	2
2	1575835	BLOCK, Tapped	2
3	1575837	WIRE ASSY	1
4	60D-08	NUT	4
5	4E-08	LKWSHR	2
6	17C-816	BOLT	2
7	1575834	ANGLE	2

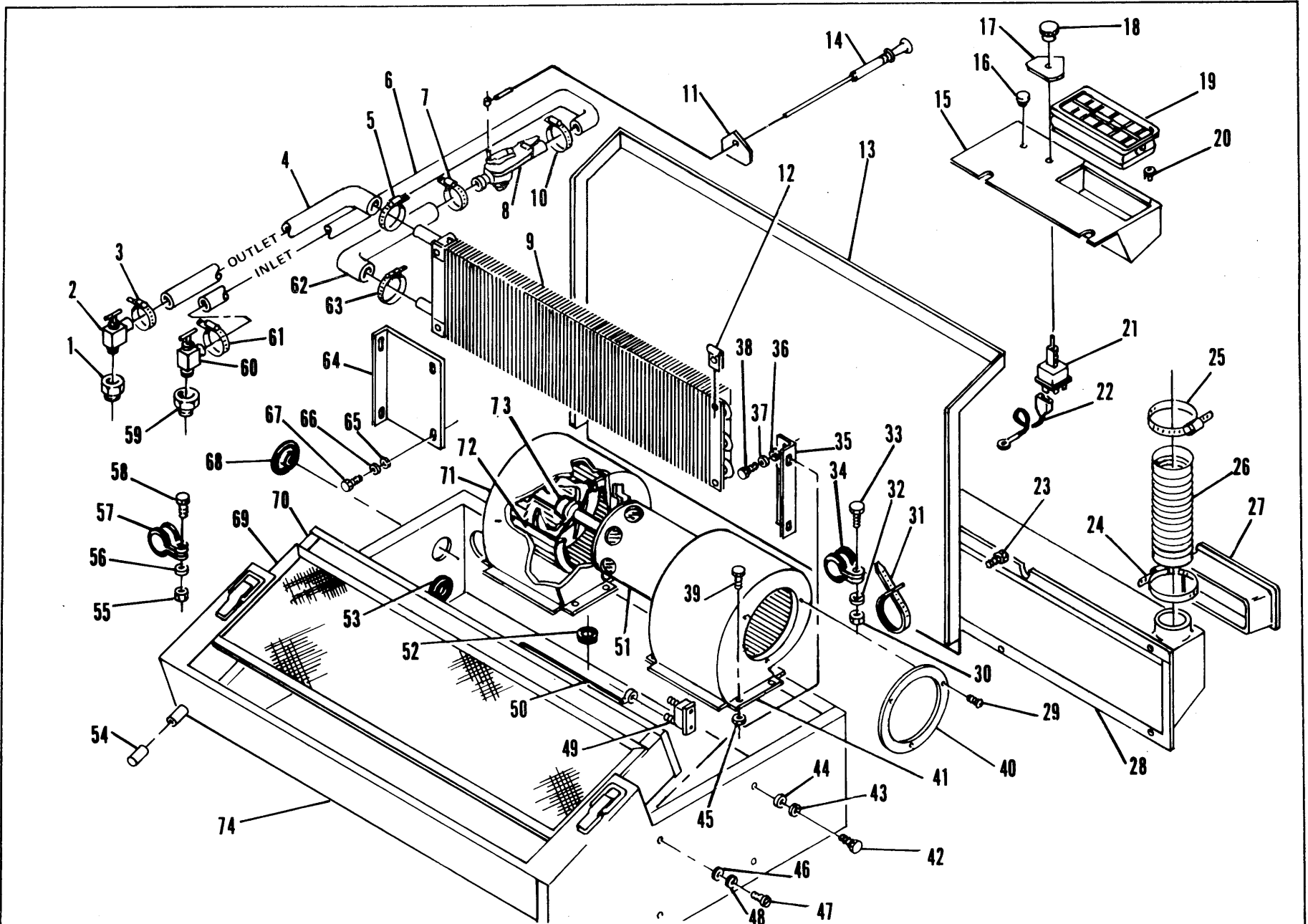
WHEN ORDERING PARTS, ALWAYS STATE MODEL AND SERIAL NO. OF MACHINE

CLARK EQUIPMENT COMPANY

OPTIONS AND ACCESSORIES (Continued)

Item	Part No.	Description	Qty.	Item	Part No.	Description	Qty.
H	1575807	VANDALISM KIT (Inc 1 thru 4) ...	1	7	1558900	WIRE ASSY	1
1	1575806	INSTALLATION DWG	1	8	1550684	GASKET, Rubber	1
2	1509506	LATCH, Fuel Cap	1	9	1566892	SWITCH, Blower Fan	1
3	1572891	LATCH, Hyd. Tank Cap.....	1	10	1558886	WIRE ASSY	1
4	1575523	COVER, Radiator Cap	1				
5	1575804	COVER, Oil Cap	1	N	1579241	QUICK START AID KIT, Tractor (Inc 1 thru 5)	1
K	1578305	DOME LIGHT KIT & INSTALLATION DWG (Inc 1 thru 9)	1	1	1566028	QUICK START ASSY (Inc Valve, Hose & Cable)	1
1	1569947	LIGHT, Dome	1	2	1572143	CYLINDER, Refill	1
1A	946064	LIGHT, Replacement	1	3	17C-416	BOLT	3
2	1550730	WIRE ASSY	1	4	59D-04	NUT	3
3	85G-612	BOLT	3	5	1579240	QUICK START AID INSTALLATION DWG	1
4	50D-06	NUT	3				
5	17E-06	LKWSHR	3	P	1575437	ROLLOVER CAB & BELT OPTION KIT (Inc 1 thru 6)	1
6	30H-08	CLIP, Insulated	8	1	1573723	SEAT BELT OPTION	1
7	1307187	GROMMET	1	2	1574949	INSTALLATION DWG	1
8	1578304	PLATE	1	3	1572977	BLADE	1
9	1575404	WIRE ASSY	1	4	1572978	ARM, Wiper	1
L	1570011	DEFROSTER FAN KIT (Inc 1 thru 6)	1	5	1572979	KIT, Adapter	1
1	517847	FAN, Defroster	1	6	1572980	MOTOR & BRACKET ASSY	1
2	1570012	PLATE	1				
3	25E-14	WASHER	4	Q	1584407	TACHOMETER, Option (Inc 1 thru 7)	1
4	1569680	WIRE ASSY	1	1	1550983	TACHOMETER	1
5	516775	CONNECTOR	1	2	329659	JOINT, Drive	1
6	602297	TERMINAL, Bullet	1	3	1552006	SHAFT, Flexible	1
M	1569727	PRECLEANER & BLOWER KIT (Inc 1 thru 10)	1	4	1584404	ADAPTER, Drive	1
1	514278	PRECLEANER	1	5	1584406	WASHER	1
2	1566894	BLOWER ASSY	1	6	1584535	ADAPTER, 90°	1
3	1550685	RING, Block	1	7	1584403	SHAFT, Tach, Drive	1
4	17C-416	BOLT	4				
5	50D-04	NUT	4	R	1585370	MIRROR KIT (Inc 1 thru 3)	1
6	516775	CONNECTOR	1	1	1585368	MIRROR KIT	1
				2	1585369	BLOCK, Tapped	2
				3	1585371	INSTALLATION DWG	1

WHEN ORDERING PARTS, ALWAYS STATE MODEL AND SERIAL NO. OF MACHINE



HEATER, PRESSURIZER AND DEFROSTER PARTS

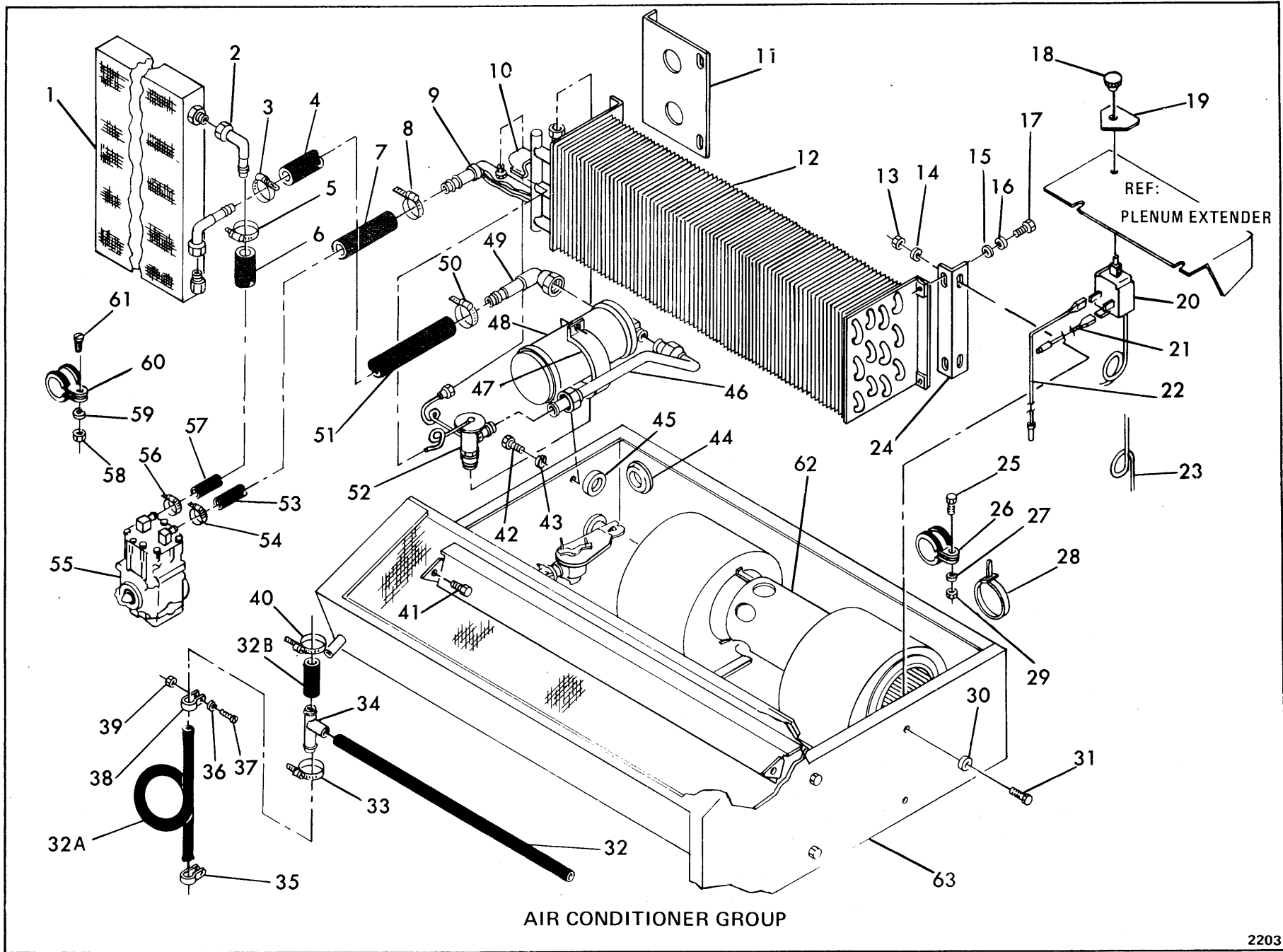
CLARK EQUIPMENT COMPANY

HEATER, PRESSURIZER AND DEFROSTER PARTS

Item	Part No.	Description	Qty.	Item	Part No.	Description	Qty.
1	19F-4	BUSHING	1	39	1580477	BOLT	8
2	1580349	VALVE	1	40	961250	PLATE, End	2
3	1583417	CLAMP	1	41	961248	HOUSING, R.H.	1
4	1580428	HOSE	1	42	85G-1012	SCREW	6
5	1583417	CLAMP	1	43	14E-10	LKWSHR	6
6	1580429	HOSE	1	44	25E-10	WASHER	6
7	1583417	CLAMP	1	45	12D-10	NUT	8
8	1580386	VALVE, Inline	1	46	25E-14	WASHER	4
9	1579977	COIL	1	47	1C-408	BOLT	4
10	1583417	CLAMP	1	48	4E-04	LKWSHR	4
11	1579968	DECAL, Heat	1	49	5209680	CIRCUIT BREAKER (20 Amp)	1
12	1579995	NUT	4	50	1580481	WIRE ASSY	1
13	961329	COVER	1	51	1579059	BLOWER ASSY (Inc 29, 40, 71 thru 73)	1
14	1580355	CABLE	1	51A	961139	†MOTOR, Replacement	1
15	961330	PLENUM EXTENSION	1	52	1011708	GROMMET	1
16	1580210	PLUG	1	53	1030229	GROMMET	1
17	1579967	DECAL, Fan Speed	1	54	---	CAP	2
18	1580357	KNOB, Switch	1	55	12D-10	NUT	1
19	1579901	LOUVER ASSY	1	56	15E-10	LKWSHR	1
20	1580376	CLIP	4	57	1581700	CLAMP	1
21	1580348	SWITCH	1	58	85G-1012	SCREW	1
22	1580480	WIRE ASSY	1	59	19F-6	BUSHING	1
23	1C-408	BOLT	4	60	1580349	VALVE	1
24	1545004	CLAMP	1	61	1583417	CLAMP	1
25	1545004	CLAMP	1	62	---	HOSE	1
26	1580534	HOSE	1	63	1583417	CLAMP	1
27	1579897	LOUVER	1	64	---	BRACKET	1
28	961331	CHAMBER	1	65	25E-14	WASHER	2
29	58K-408	SCREW	6	66	8E-04	LKWSHR	2
30	61D-06	NUT	1	67	1C-408	BOLT	2
31	1736910	TIE	1	68	1581701	PLUG	2
32	4E-06	LKWSHR	1	69	1580224	SCREEN, Filter	1
33	1C-616	BOLT	1	70	1579050	CARTRIDGE, Filter	1
34	30H-50	CLAMP	1	71	961249	HOUSING, L.H.	1
35	1583428	BRACKET	1	72	961246	WHEEL	2
36	25E-18	WASHER	2	73	961247	RETAINER	2
37	8E-04	LKWSHR	2	74	962646	HOUSING	1
38	1C-408	BOLT	2				

† Not Illustrated

WHEN ORDERING PARTS, ALWAYS STATE MODEL AND SERIAL NO. OF MACHINE



AIR CONDITIONER GROUP

CLARK EQUIPMENT COMPANY

AIR CONDITIONER

Item	Part No.	Description	Qty.	Item	Part No.	Description	Qty.
1	1580399	CONDENSER	1	33	1583417	CLAMP	1
2	1580483	FITTING	1	34	1583430	TEE	1
3	1580372	CLAMP	1	35	1580427	CLAMP	1
4	1583422	HOSE	1	36	13E-10	LKWSHR	1
5	1580372	CLAMP	1	37	85G-1012	SCREW	1
6	1580412	HOSE	1	38	1580427	CLAMP	1
7	1583423	HOSE	1	39	12D-10	NUT	1
8	1580372	CLAMP	1	40	1583417	CLAMP	1
9	-----	STAPE	1	41	1580477	SCREW	2
10	1580375	CLAMP	1	42	1C-412	BOLT	1
11	1583429	BRACKET	1	43	5E-04	LKWSHR	1
12	1583432	COIL	1	44	1581701	PLUG	2
13	61D-04	NUT	1	45	1030299	GROMMET	1
14	5E-04	LKWSHR	1	46	1583431	TUBE	1
15	25E-13	WASHER	1	47	1580395	CLAMP	1
16	5E-04	LKWSHR	1	48	1580402	DRYER	1
17	1C-408	BOLT.....	1	49	1580369	FITTING	1
18	1580368	KNOB	1	50	1580372	CLAMP	1
19	1579898	DECAL, Temp	1	51	-----	HOSE (See Item 4)	-
20	1579054	SWITCH, Cold	1	52	1580371	VALVE, Expansion.....	1
21	1580482	WIRE ASSY	1	53	-----	HOSE (See Item 7)	-
22	1580430	WIRE ASSY	1	54	1580372	CLAMP	1
23	1580639	TUBE	1	55	-----	COMPRESSOR - See Compressor	
24	1583428	BRACKET	1			Attaching Parts	1
25	1C-616	BOLT	1	56	1580372	CLAMP	1
26	30H-59	CLAMP	1	57	-----	HOSE (See Item 6)	-
27	4E-06	LKWSHR	1	58	12D-10	NUT	2
28	1580367	TIE, Strap	4	59	13E-10	LKWSHR	2
29	61D-06	NUT	1	60	1581700	STRAP	2
30	25E-13	WASHER	2	61	85G-1012	SCREW	2
31	1C-408	BOLT	2	62	-----	BLOWER ASSY - See Heater,	
32	1583426	HOSE, Drain	1			Pressurizer & Defroster Parts	-
32A	1583427	HOSE, Drain	1	63	962646	HOUSING	1
32B	1583425	HOSE, Drain	1				

§ Not Sold Separately

WHEN ORDERING PARTS, ALWAYS STATE MODEL AND SERIAL NO. OF MACHINE

CLARK EQUIPMENT COMPANY

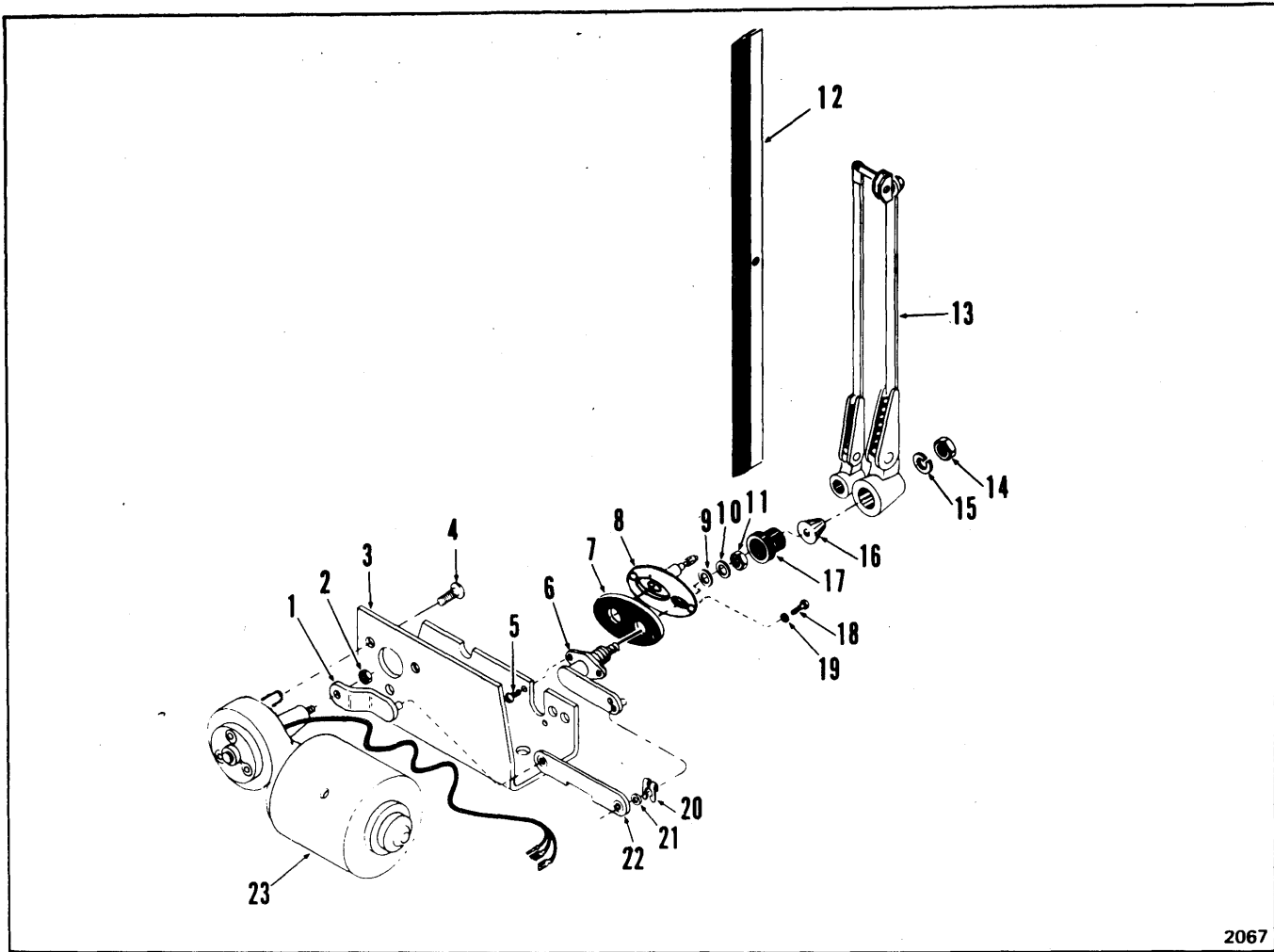
COMPRESSOR – ATTACHING PARTS

Item	Part No.	Description	Qty.
1	59D-4	NUT	6
2	1580414	STRAP	2
3	1580379	BRACKET, R.H.	1
4	1580378	BRACKET, L.H.	1
5	1C-428	BOLT	6
6	25E-18	WASHER	5
7	4E-06	LKWSHR	8
8	1C-616	BOLT	3
9	4E-06	LKWSHR	1
10	17C-612	BOLT	1
11	1C-624	BOLT	4
12	-----	SCOIL CLUTCH (See Item 30)	-
13	-----	SPULLEY, Clutch (See Item 30)	-
14	-----	SWASHER (See Item 30)	-
15	-----	SBOLT (See Item 30)	-
16	1580587	V-BELT	1
17	-----	SSCREW (See Item 30)	-
18	1C-716	BOLT	4
19	4E-07	LKWSHR	4
20	1580415	ANGLE, Adjusting	1
21	4E-06	LKWSHR	4
22	1580487	BOLT	4
23	-----	BOLT (See Item 22)	-
24	-----	LKWSHR (See Item 21)	-
25	25E-18	WASHER	2
26	1580586	BRACKET	1
27	1580380	STRAP	2
28	1E-04	LKWSHR	6
29	1C-428	BOLT	6
30	1581678	CLUTCH (Includes Item 12, 13, 14, 15, & 17)	1
31	1580373	COMPRESSOR	1

§ Not Sold Separately

WHEN ORDERING PARTS, ALWAYS STATE MODEL AND SERIAL NO. OF MACHINE

CLARK EQUIPMENT COMPANY



2067

WINDSHIELD WIPER ASSEMBLY

Item	Part No.	Description	Qty.
A	1580689	WIPER ASSY (Inc. 1 thru 6, 9 thru 11, 14 thru 23)	1
1	949308	ARM, Drive	1
2	949144	NUT	1
3	992892	BRACKET, Mounting	1
4	992896	SCREW	3
5	949143	SCREW	2
6	961140	SHAFT ASSY (Inc. 9 thru 11, 14 thru 17)	1
7	-----	§GASKET	1
8	1572979	ADAPTER KIT (Inc. 7)	1
9	949180	WASHER (Fiber)	1
10	949181	WASHER	1
11	949182	NUT	1
12	1572977	BLADE, Wiper	1
13	1572978	ARM, Wiper	1
14	522028	NUT	1
15	9E-05	LKWSHR	1
16	949184	DRIVER (Knurled)	1
17	949183	CAP (Rubber)	1
18	90G-412	BOLT	2
19	8E-04	LKWSHR	2
20	890374	CLIP	2
21	890375	WASHER	2
22	890373	LINK	1
23	1580724	MOTOR, Replacement	1

§Not Sold Separately

WHEN ORDERING PARTS, ALWAYS STATE MODEL AND SERIAL NO. OF MACHINE