

MICHIGAN

PARTS MANUAL

No. 2987


MODEL 45B Articulated TRACTOR SHOVEL

Information contained herein pertains to
Machine Serial Numbers listed below:

G.M. 450A101 & After

Record Your Machine
Serial Number Here

CLARK EQUIPMENT COMPANY



WARRANTY

Clark Equipment Company (CLARK) has warranted to the Distributor (Seller) who, pursuant to agreement with CLARK, hereby, on its own behalf, warrants to the Buyer each new CLARK product to be free from defects in material and workmanship under normal use and maintenance as herein provided.

Distributor's sole obligation under this warranty shall be limited to repairing, replacing or allowing credit for, at Distributor's option, any part which under normal and proper use and maintenance proves defective in material or workmanship within six (6) months after delivery to or one thousand (1,000) hours of use by Buyer, whichever shall occur first; provided, however, that (i) the product is placed in use not later than one year after shipment from CLARK'S plant; (ii) that notice of any such defect and satisfactory proof thereof is promptly given by Buyer to Distributor, and (iii) such material shall have been returned to Distributor, with transportation charges prepaid and found by Distributor to have been defective.

This warranty does not apply in respect of damage to or defects in any product caused by overloading or other misuse, neglect or accident, nor does this warranty apply to any product which has been repaired or altered in any way which, in the sole judgment of Distributor, affects the performance, stability or general purpose for which it was manufactured.

THIS WARRANTY IS IN LIEU OF ALL OTHER WARRANTIES (EXCEPT OF TITLE), EXPRESSED OR IMPLIED, AND THERE ARE NO WARRANTIES OF MERCHANTABILITY OR OF FITNESS FOR A PARTICULAR PURPOSE. IN NO EVENT SHALL DISTRIBUTOR BE LIABLE FOR CONSEQUENTIAL OR SPECIAL DAMAGES.

This warranty does not apply to parts or trade accessories not manufactured by CLARK, or attachments not manufactured or sold by CLARK. Buyer shall rely solely on the existing warranties, if any, of the respective manufacturers thereof.

IMPROVEMENTS

It is CLARK'S policy to constantly strive to improve its products. The right therefore is reserved to make changes in design and improvements whenever it is believed the efficiency of the product will be improved thereby, but without incurring any obligation to incorporate such improvements in any product which has been shipped or is in service.

Revised May 1, 1966

Information contained herein pertains to Machines: 45B G.M. 450A101 & After

RECORD YOUR MACHINE SERIAL NO. _____

(

(

(

(

(

(

(

WHEN ORDERING REPAIR PARTS To assure the best results and to maintain the original quality built into the machine it is important that only Clark-Approved Parts be used when new parts are required.

IMPORTANT: Always furnish the distributor with the machine serial number when ordering parts. Order through your nearest Clark Distributor for THE MICHIGAN LINE.

Always give serial number of machine.

Furnish: Quantity, Part Number and Description.

WHEN PARTS ARE RECEIVED Check immediately for quantity, correctness and condition. Claims for damages, during shipment, should be made to the carrier immediately.

PARTS MANUAL ARRANGEMENT The various parts groups involved in this equipment are arranged in this manual in alphabetical order. Each alphabetical parts group is page numbered separately with the page numbers prefixed by the alphabetical letter designated for that group, i.e., A1, A2, B1, B2, etc. Following the alphabetical and page number designation, and separated therefrom by a hyphen (-), is the page version number, i.e., A1-1, A1-2, etc. This designation indicates the revision numbers assigned to incorporate design changes in the equipment covered by that page.

Parts Groups "A" thru "Y" include all items furnished as standard equipment at date of this publication. All optional and accessory items are listed under Group Z in the rear of this manual.

ABBREVIATIONS

adjustingadj	engineeng	pressurepress
assemblyassy	emergencyemgcy	protective structureprot strctr
bearingbrg	hydraulichyd	radiatorrad
brakebrk	includesinc.	receptaclerecept
carriercrr	inletin	retainerret
clusterclsr	instrumentinst	right handR.H.
connectingconnctg	left handL.H.	ringrg
converterconv	mountingmtg	sectionsectn
cylindercyl	outletout	steeringstrg
differentialdiff	planetaryplanet	temperaturetemp
	powerpwr	windshieldwndsh

SYMBOLS

- †NOT ILLUSTRATED
- \$NOT SOLD SEPARATELY
- ‡AS REQUIRED
- thru
- & →and after

ALPHABETICAL INDEX

A	Accelerator PedalE15	Boom, Bellcrank, Pushrod & Bucket Leveler ... B5
	Air Cleaner AssemblyE11	Brake Air Lines, Front & RearB7, B9
	Air CompressorE10	Brake Assembly, ParkingB10
	Air TankB7, B9	Brake ControlsB11
	Axle Assembly, FrontA3	Brake Controls, ParkingB12
	Axle Assembly, RearA5	Brake DiscA3, A5
	Axle Cradle AssemblyF3	Brake Hand ValveB7
	Axle Differential Carrier Assembly, FrontA7	Brake Head AssemblyB13, B14, B15
	Axle Differential Carrier Assembly, RearA9	Brake Lever Assembly, ParkingB16
	Axle Planet Carrier Assembly, Front & Rear ... A10	Brake PedalB11
B		Brake Power Cluster AssemblyB17
	Back-up LightE5	Brake ValveV2
	BatteryB3, E5	Brake LightE5
	Battery & Battery MountB3	Bucket Assembly DataB18
	Bearing Assembly, Mid-MountM2	Bucket Cylinder AssemblyC6
	Belt Assembly, SeatS3	Bucket TeethZ5
	Boom AssemblyB5	Buzzer, WarningE3
	Boom Cylinder AssemblyC5	
C		Cab AssemblyZ7, Z9

ALPHABETICAL INDEX

Cab Sound Proofing	Z10	Grille, Radiator	S5
Clips – Wiring, Pipe & Hose	C2	H	
Clutch Assembly	T12, T13, T14	Hand Valve, Brake	B7
Cockpit Assembly	C3	Harness, Engine	E7
Cockpit Sound Proofing	C4	Harness, Headlight	E7
Compressor, Air	E10	Harness, Instrument Panel	E3, E7
Converter Assembly	T5	Harness, Main Wiring	E7
Converter Charging Pump	T7	Head Assembly Brake	B13, B14, B15
Converter Impeller	T5	Headlight Assembly	E5
Converter Pressure Regulating Valve Assembly	T7	Headlight Harness	E7
Counterweight	F3	Hood	S5
Cradle Assembly, Axle	F3	Hood Side Panels	S5
Cushion, Seat	S3	Horn	E5
Cylinder Assembly, Boom	C5	Hourmeter	E5, S5
Cylinder Assembly, Bucket	C6	Hydraulic Oil Filter, Transmission & Converter Element	T7
Cylinder Assembly, Steering	C7	Hydraulic Oil Reservoir	H3
D		Hydraulic System, Main	H5
Decals	N2	Hydraulic System, Steering	H7
Differential Assembly	A7, A9	Hydraulic System, Transmission & Torque Converter	H8
Dipstick, Fuel Tank	F4	I	
Dipstick, Transmission	H8	Ignition Switch	E3
Disc, Brake	A3, A5	Impeller, Converter	T5
E		Indicator, Filter Service	E11
Electrical Lights & Instrument Panel	E3	Instrument Panel	E3
Electrical System	E5	Instrument Panel Harness	E3, E7
Electrical Wiring & Battery Cables	E7	Insulated Clip	C2
Electrical Wiring Color Code	E9	K	
Engine & Transmission Mountings	E13	Keeper, Latch	S5
Engine Accessories	E10	L	
Engine Air Cleaner & Connections	E11	Latch Keeper	S5
Engine Belts	E10	Light Switch	E3
Engine Controls	E15	Light, Back-up	E5
Engine Exhaust System	E16	Light, Brake	E5
Engine Fuel Filter Element	E10	Light, Stop & Tail	E5
Engine Harness	E7	M	
Engine Oil Filter Element	E10	Main Pump	P4
Engine Oil Pressure Switch	E5	Main Valve Assembly	V5
Engine Temperature Switch	E5	Main Wiring Harness	E7
Exhaust System	E16	Mid-Mount Bearing Assembly	M2
F		Modulated Valve, Transmission	T17
Filter Element	E10	Muffler	E16
Filter Return	E10, H3	N	
Filter Service Indicator	E11	Name Plates & Decals	N2
Frame Front & Rear	F3	Neutral Start Switch	E5, T15
Fuel Tank & Lines	F4	O	
Fuel Tank Dipstick	F4	Oil Pressure Sender, Engine	E5, E13
G			
Generator	E10		
Grease Piping	G2		

ALPHABETICAL INDEX

P		Switch, Ignition	E3
Pedal, Accelerator	E15	Switch, Light	E3
Pedal, Brake	B11	Switch, Starter	E3
Planet Carrier Assy Axle	A10	Switch, Limit	E5
Plate, Brake Adapter	A3, A5	Switch, Neutral Start	E5, T15
Pressure Switch	B7, B9, E5	Switch, Pressure	E5
Pressure, Filter, Hydraulic Oil Reservoir ..	E10, H3	Switch, Stop Light	B7, E5
Propeller Shaft	P2, P3		
Protective Structure, Roll-Over	Z12	T	
Pump Assembly, Main	P4	Tailpipe	E16
Pump Attaching Parts	P6	Tank, Air	B7, B9
Pump, Converter Charging	T7	Tank, Fuel	F4
Pump, Steering	P5	Transmission	T3
Pushrod Assembly	B5	Transmission Clutch Group – First & Second	T12
		Transmission Clutch Group – Low	T13
		Transmission Clutch Group –	
		Reverse & Third	T14
		Transmission Control Levers & Linkage	T19
		Transmission Control Valve	T15
		Transmission Converter Pressure Regulating	
		Valve, Charging Pump & Oil Filter Assembly	T7
		Transmission Gear & Shaft Group	T9, T11
		Transmission, Dipstick	H8
		Transmission Modulated Valve	T17
Q			
Quick Release Valve	B7, B9	V	
		Valve Assembly, Converter Pressure	
		Regulating	T7
R		Valve Assembly Flow Divider	V3
Radiator Connections	R2	Valve Assembly, Main	V5
Radiator Assembly	R2	Valve Assembly, Steering	V6
Radiator Grille	S5	Valve Control Levers & Linkage (Two Spool) ..	V7
Roll-Over Protective Structure (ROPS)	Z12	Valve, Air Brake	V2
		Valve, Brake	V2
		Valve, Quick Release	B7, B9
		Valve, Safety	B7
S			
Safety Valve	B7	W	
Seat Belt Assembly	S3	Wheel & Tire Data	W2
Seat, Seat Belt & Support Parts	S3	Wheel, Steering	S6
Service Indicator, Filter	E11	Windshield Wiper, Front	Z11
Shaft, Propeller	P2, P3	Wiring Harness, Main	E7
Sheet Metal Group	S5		
Side Panels	S5		
Soundproofing Cab	Z10		
Soundproofing Cockpit	C4		
Starter	E10		
Starter Switch	E3		
Steering Column	T19		
Steering Controls	S6		
Steering Cylinder Assembly	C7		
Steering Pump	P5		
Steering Wheel	S6		
Stop & Tail Light	E5		
Stop-Light Switch	B7, E5		

(

(

(

(

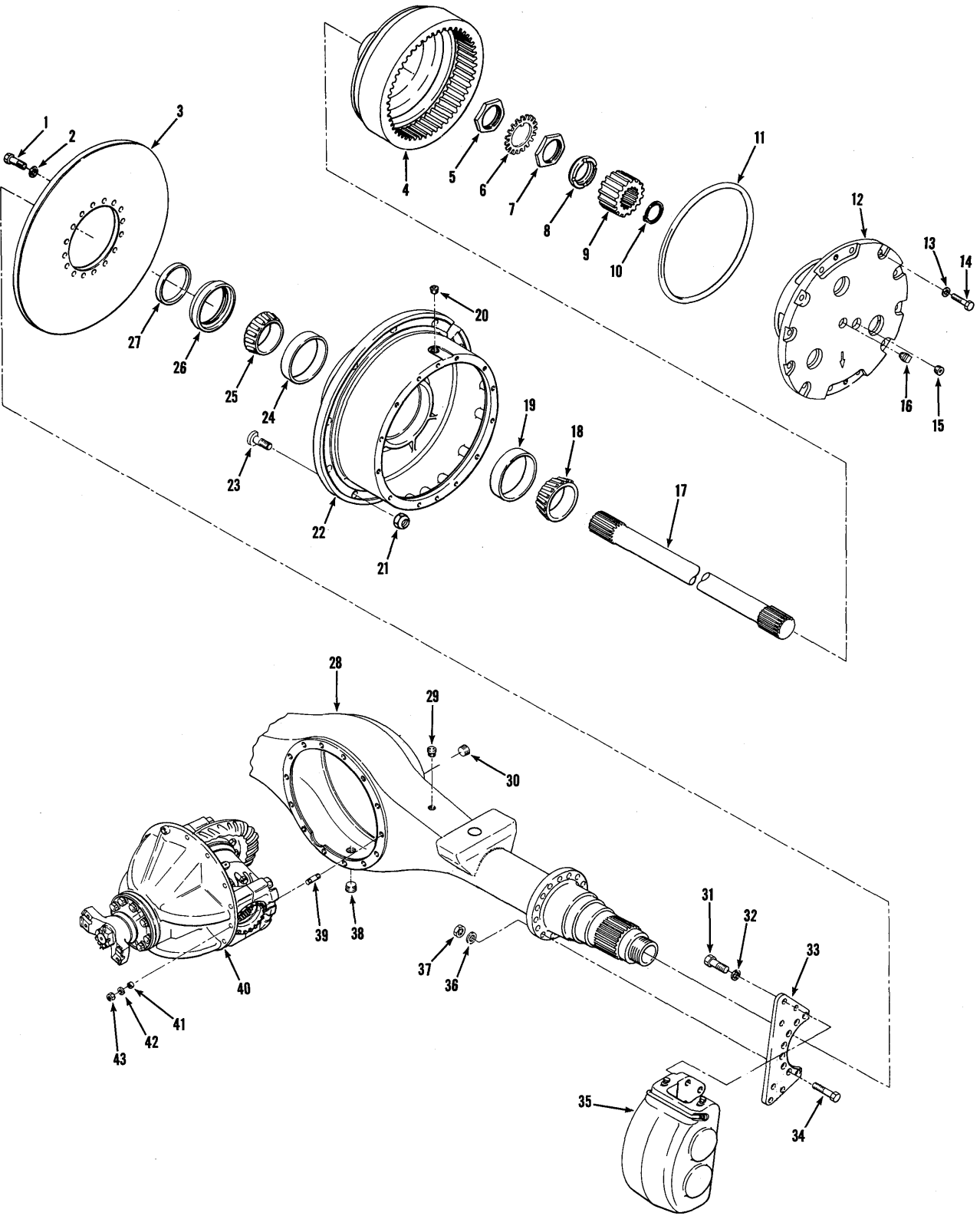
(

(

(

Group A

Axle Assembly, FrontA3
Axle Assembly, RearA5
Axle Differential Carrier Assembly, FrontA7
Axle Differential Carrier Assembly, RearA9
Axle Planet Carrier Assembly, Front & RearA10



TS-11593 B

Axle Assembly, Front

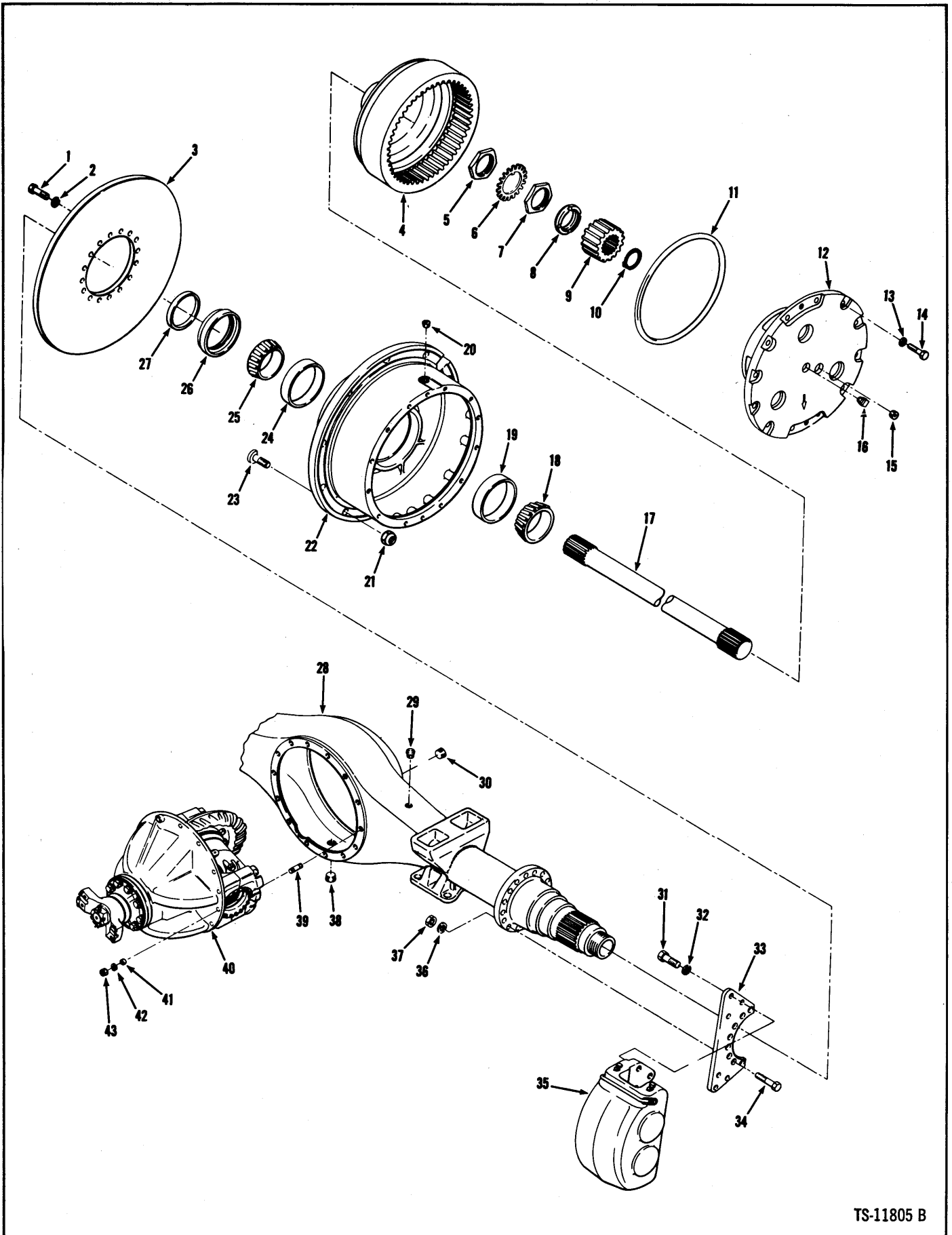
MICHIGAN

No.	Part No.	Qty.	Description
A	¹ 191640	1	Axle assy
1	124158	32	Bolt
2	104412	32	Washer
3	125435	2	Brake disc
4	123904	2	Gear
5	121013	2	Nut
6	121014	2	Lock
7	121013	2	Nut
8	121015	2	Sleeve
9	121804	2	Gear
10	224028	2	Ring
11	107348	2	O-ring
12	² 124571	2	Planet carrier assy
13	106762	24	Washer
14	100970	24	Bolt
15	10F-02	2	Pipe plug
16	16F-04	2	Pipe plug
17	124260	2	Axle shaft
18	675261	2	Cone roller brg
19	668553	2	Cup roller brg
20	119469	2	Pipe plug
21	103522	24	Nut
22	³ 121785	2	Hub assy
23	121808	24	Stud
24	672004	2	Cup roller brg
25	672005	2	Cone roller brg
26	121012	2	Seal
27	121169	2	Sleeve
28	2105085	1	Housing axle
29	106656	1	Breather
30	16F-12	1	Pipe plug
31	17C-1232	12	Bolt
32	111656	12	Washer
33	122559	2	Brake adapter plate
34	18C-1036	16	Bolt
35	² 127104	1	Brake head assy LH
35A	¹ 127103	1	Brake head assy RH
36	104412	16	Washer
37	106998	16	Nut
38	119469	1	Pipe plug
39	119270	14	Stud
40	² 124884	1	Diff carrier assy
41	103216	3	Dowel
42	112278	14	Washer
43	64D-07	14	Nut

¹(D-17800) Inc. 1→20, 22→43

²See Index

³Inc. 19, 24



TS-11805 B

Axle Assembly, Rear


MICHIGAN

No.	Part No.	Qty.	Description
A	¹ 192406	1	Axle assy
1	124158	32	Bolt
2	104412	32	Washer
3	125435	2	Brake disc
4	123904	2	Gear
5	121013	2	Nut
6	121014	2	Lock
7	121013	2	Nut
8	121015	2	Sleeve
9	121804	2	Gear
10	224028	2	Ring
11	107348	2	O-Ring
12	² 124571	2	Planet carrier assy
13	106762	24	Washer
14	100970	24	Bolt
15	10F-02	2	Pipe plug
16	16F-04	2	Pipe plug
17	124260	2	Axle shaft
18	675261	2	Cone roller brg
19	668553	2	Cup roller brg
20	119469	2	Pipe plug
21	103522	24	Nut
22	³ 121785	2	Hub assy
23	121808	24	Stud
24	672004	2	Cup roller brg
25	672005	2	Cone roller brg
26	121012	2	Seal
27	121169	2	Sleeve
28	2105120	1	Housing axle
29	106656	1	Breather
30	16F-12	1	Pipe plug
31	17C-1232	12	Bolt
32	111656	12	Washer
33	122559	2	Brake adapter plate
34	18C-1036	16	Bolt
35	² 125101	2	Brake head assy
36	104412	16	Washer
37	106998	16	Nut
38	119469	1	Pipe plug
39	119270	14	Stud
40	² 124871	1	Diff carrier assy
41	103216	3	Dowel
42	112278	14	Washer
43	64D-07	14	Nut

¹(D-17800) Inc. 1→20, 22→43

²See Index

³Inc. 19, 24



Axle Differential Carrier Assembly, Front



No.	Part No.	Qty.	Description
A	² 124884	1	Differential assy
1	18D-08	12	Nut
2	§ ³ -----	1	Case
3	§ ⁴ -----	1	Gear
4	100173	1	Washer
5	100170	1	Gear
6	100172	1	Washer
7	§ ⁵ -----	1	Gear
8	100171	1	Spider
9	§ ⁵ -----	1	Gear
10	100172	1	Washer
11	100170	1	Gear
12	100173	1	Washer
13	§ ³ -----	1	Case
14	106762	12	Washer
15	17C-856	12	Bolt
16	§ ⁵ -----	1	Gear
17	100172	1	Washer
18	§ ⁵ -----	1	Gear
19	100172	1	Washer
20	675536	1	Bearing
21	§ ⁴ -----	1	Pinion
22	675249	1	Cup roller brg
23	100941	1	Lock
24	1C-614	1	Bolt
25	4E-06	1	Lockwasher
26	122765	1	Nut
27	675248	1	Cone roller brg
28	⁶ 815784	1	Carrier assy
29	667277	1	Cone roller brg
30	667278	1	Cup roller brg
31	† ⁷ 112354	—	Shim
31A	† ⁸ 125576	—	Shim

No.	Part No.	Qty.	Description
31B	† ⁹ 125577	—	Shim
32	675257	1	Cup roller brg
33	112353	1	Gasket
34	4E-08	1	Lockwasher
35	17C-828	1	Bolt
36	111720	1	Seal
37	119298	1	Washer
38	100950	1	Nut
39	1F-428	1	Pin cotter
40	106081	1	Flange
41	17C-928	5	Bolt
42	4E-09	5	Lockwasher
43	112352	1	Retainer
44	710288	1	Cone roller brg
45	¹⁰ 124041	1	Cage
46	124040	1	Spacer
47	123800	1	Screw
48	8D-14	1	Nut
49	675249	1	Cup roller brg
50	100941	1	Lock
51	4E-06	1	Lockwasher
52	1C-614	1	Bolt
53	122765	1	Nut
54	675248	1	Cone roller brg
55	26E-12	4	Lockwasher
56	123830	4	Bolt
57	100176	12	Bolt
58	† ¹¹ 124179	1	Differential assy
59	† ¹² 124444	1	Body assy
60	† ¹³ 118150	1	Gear set
61	† ¹⁴ 124436	1	Case kit
62	† ¹⁵ 815745	1	Pinion kit

²Incl. 1→57

³See 61

⁴See 60

⁵See 62

⁶Incl. 55, 56

⁷.004 (0,10 mm)

⁸.007 (0,18 mm)

⁹.010 (0,25 mm)

¹⁰Incl. 32


¹¹Incl. 1→19, 57

¹²Incl. 2, 4→19

¹³Incl. 3, 21

¹⁴Incl. 2, 13→15

¹⁵Incl. 7, 9, 16, 18



Axle Differential Carrier Assembly, Rear



No.	Part No.	Qty.	Description
A	² 124871	1	Differential assy
1	18D-08	12	Nut
2	§ ³ -----	1	Case
3	§ ⁴ -----	1	Gear
4	100173	1	Washer
5	100170	1	Gear
6	100172	1	Washer
7	§ ⁵ -----	1	Gear
8	100171	1	Spider
9	§ ⁵ -----	1	Gear
10	100172	1	Washer
11	100170	1	Gear
12	100173	1	Washer
13	§ ³ -----	1	Case
14	106762	12	Washer
15	17C-856	12	Bolt
16	§ ⁵ -----	1	Gear
17	100172	1	Washer
18	§ ⁵ -----	1	Gear
19	100172	1	Washer
20	675536	1	Bearing
21	§ ⁴ -----	1	Pinion
22	675249	1	Cup roller brg
23	100941	1	Lock
24	1C-614	1	Bolt
25	4E-06	1	Lockwasher
26	122765	1	Nut
27	675248	1	Cone roller brg
28	⁶ 815784	1	Carrier assy
29	667277	1	Cone roller brg
30	667278	1	Cup roller brg
31	‡ ⁷ 112354	—	Shim
31A	‡ ⁸ 125576	—	Shim

No.	Part No.	Qty.	Description
31B	‡ ⁹ 125577	—	Shim
32	675257	1	Cup roller brg
33	112353	1	Gasket
34	4E-08	1	Lockwasher
35	17C-828	1	Bolt
36	111720	1	Seal
37	119298	1	Washer
38	100950	1	Nut
39	1F-428	1	Pin cotter
40	106081	1	Flange
41	17C-928	5	Bolt
42	4E-09	5	Lockwasher
43	112352	1	Retainer
44	710288	1	Cone roller brg
45	¹⁰ 124041	1	Cage
46	124040	1	Spacer
47	123800	1	Screw
48	8D-14	1	Nut
49	675249	1	Cup roller brg
50	100941	1	Lock
51	4E-06	1	Lockwasher
52	1C-614	1	Bolt
53	122765	1	Nut
54	675248	1	Cone roller brg
55	26E-12	4	Lockwasher
56	123830	4	Bolt
57	100176	12	Bolt
58	‡ ¹¹ 124870	1	Differential assy
59	‡ ¹² 124444	1	Body assy
60	‡ ¹³ 110127	1	Gear set
61	‡ ¹⁴ 124436	1	Case kit
62	‡ ¹⁵ 815745	1	Pinion kit

²Inc. 1→57

³See 61

⁴See 60

⁵See 62

⁶Inc. 55, 56

⁷.004 (0,10 mm)

⁸.007 (0,18 mm)

⁹.010 (0,25 mm)

¹⁰Inc. 32

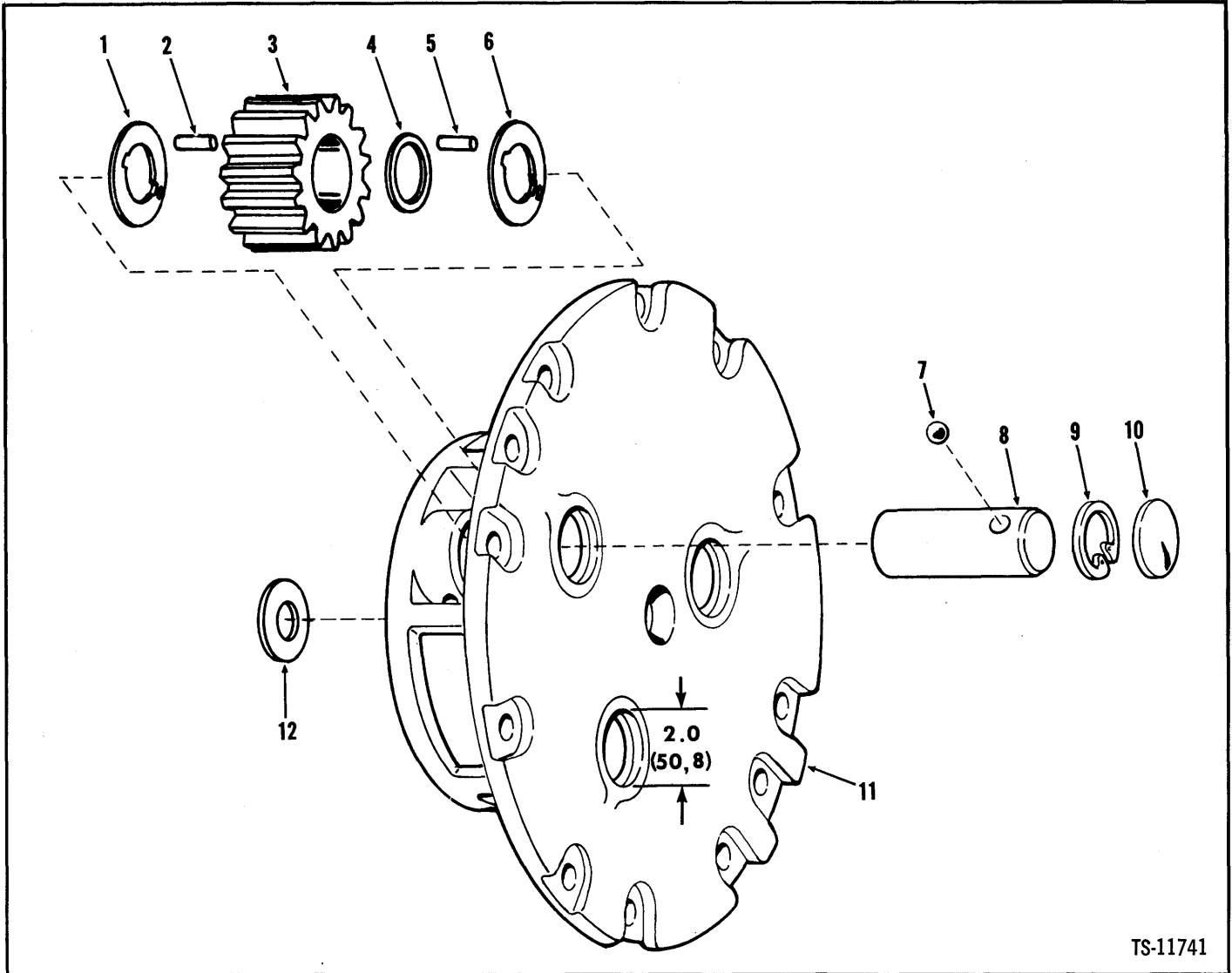
¹¹Inc. 1→19, 57

¹²Inc. 2, 4→19

¹³Inc. 3, 21

¹⁴Inc. 2, 13→15

¹⁵Inc. 7, 9, 16, 18



No.	Part No.	Qty.	Description
A	^{1,2} 124571	4	Carrier assy
1	124574	3	Washer
2	124576	87	Roller
3	124573	3	Gear
4	124577	3	Spacer
5	124576	87	Roller
6	124574	3	Washer
7	10J-12	3	Ball
8	124575	3	Gear shaft
9	672907	3	Ring snap
10	12F-200	3	Plug
11	124572	1	Carrier
12	121166	1	Washer

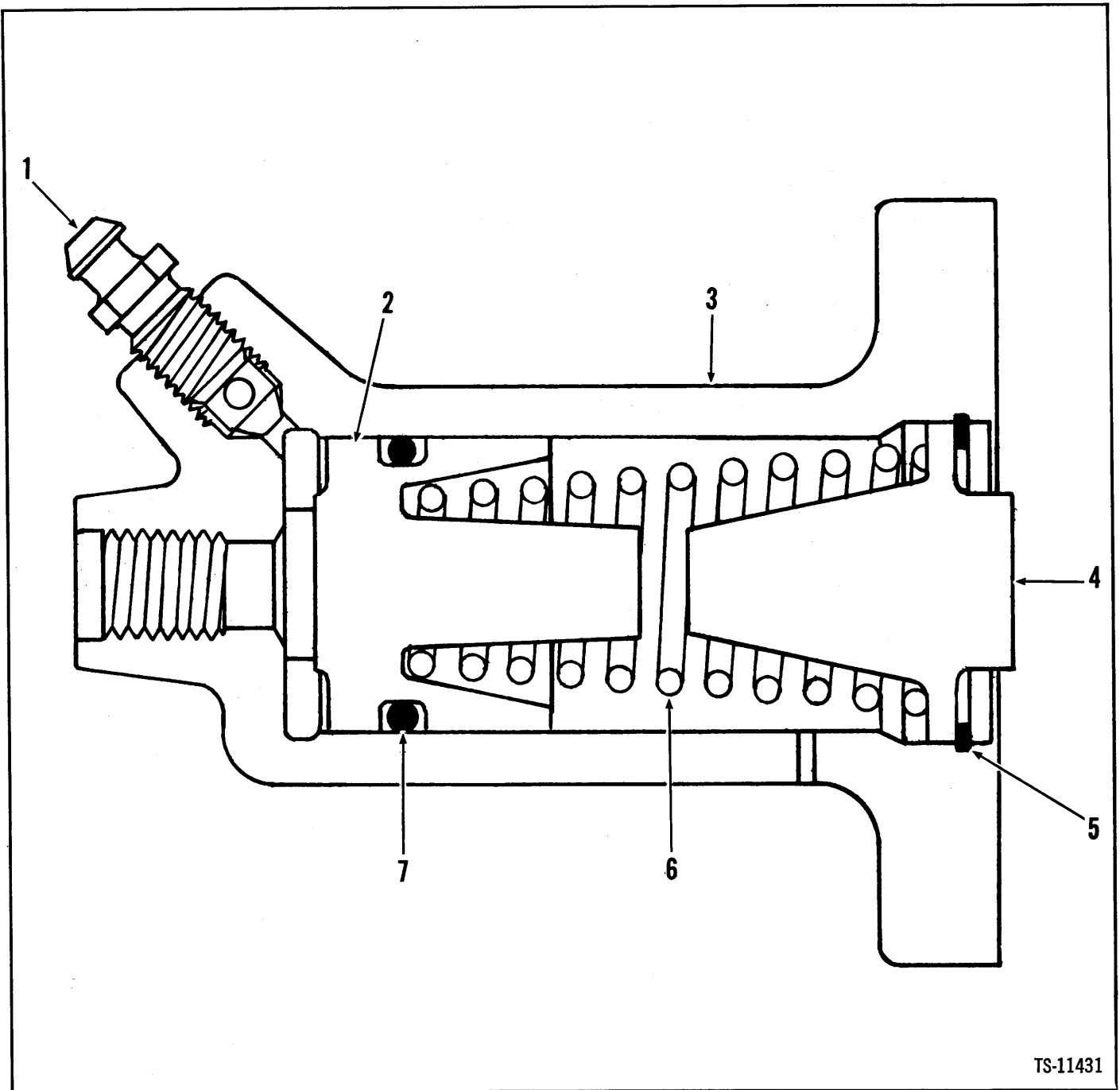
¹Inc. 1→12

²Four (4) carriers used on machine. Quantities listed are for one (1) carrier.

Group B

Battery & Battery MountB3
Boom, Bellcrank Pushrod & Bucket LevelerB5
Brake Air Lines Front & RearB7, B9
Brake Assembly, Parking B10
Brake Compensator Cylinder AssemblyB2
Brake ControlsB11
Brake Controls, ParkingB12
Brake Head Assembly – Front B13, B14
Brake Head Assembly – RearB15
Brake Lever Assembly, ParkingB16
Brake Power Cluster AssemblyB17
Bucket Assembly DataB18

Brake Compensator Cylinder Assembly



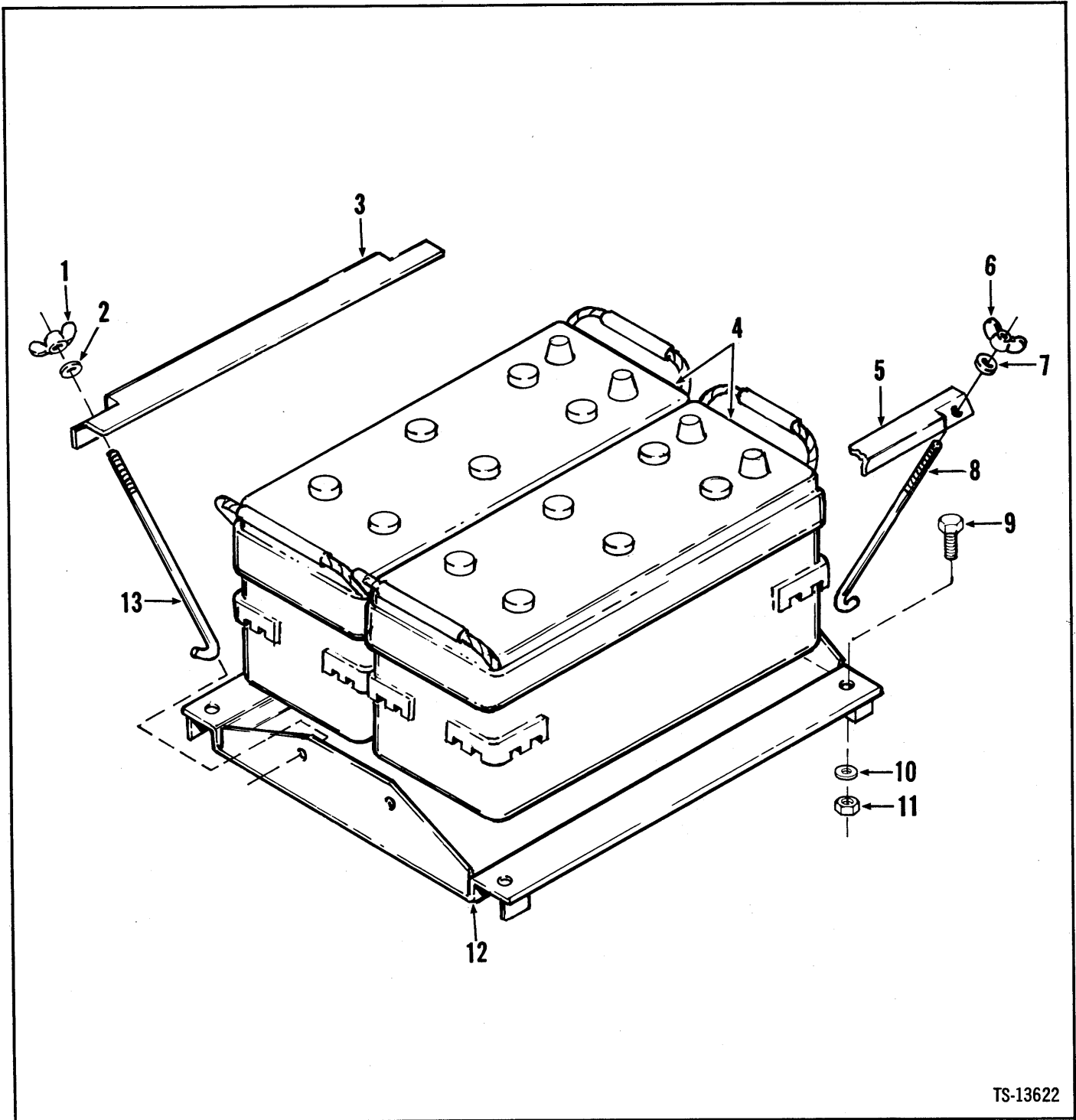
TS-11431

No.	Part No.	Qty.	Description
A	2501983	1	Cylinder assy
1	851806	1	Bleed screw
2	960520	1	Piston
3	§ ³ -----	1	Housing
4	960521	1	Plug
5	1310605	1	Ring retainer
6	898702	1	Spring
7	961026	1	O-ring

²Incl. 1 → 7

³See A

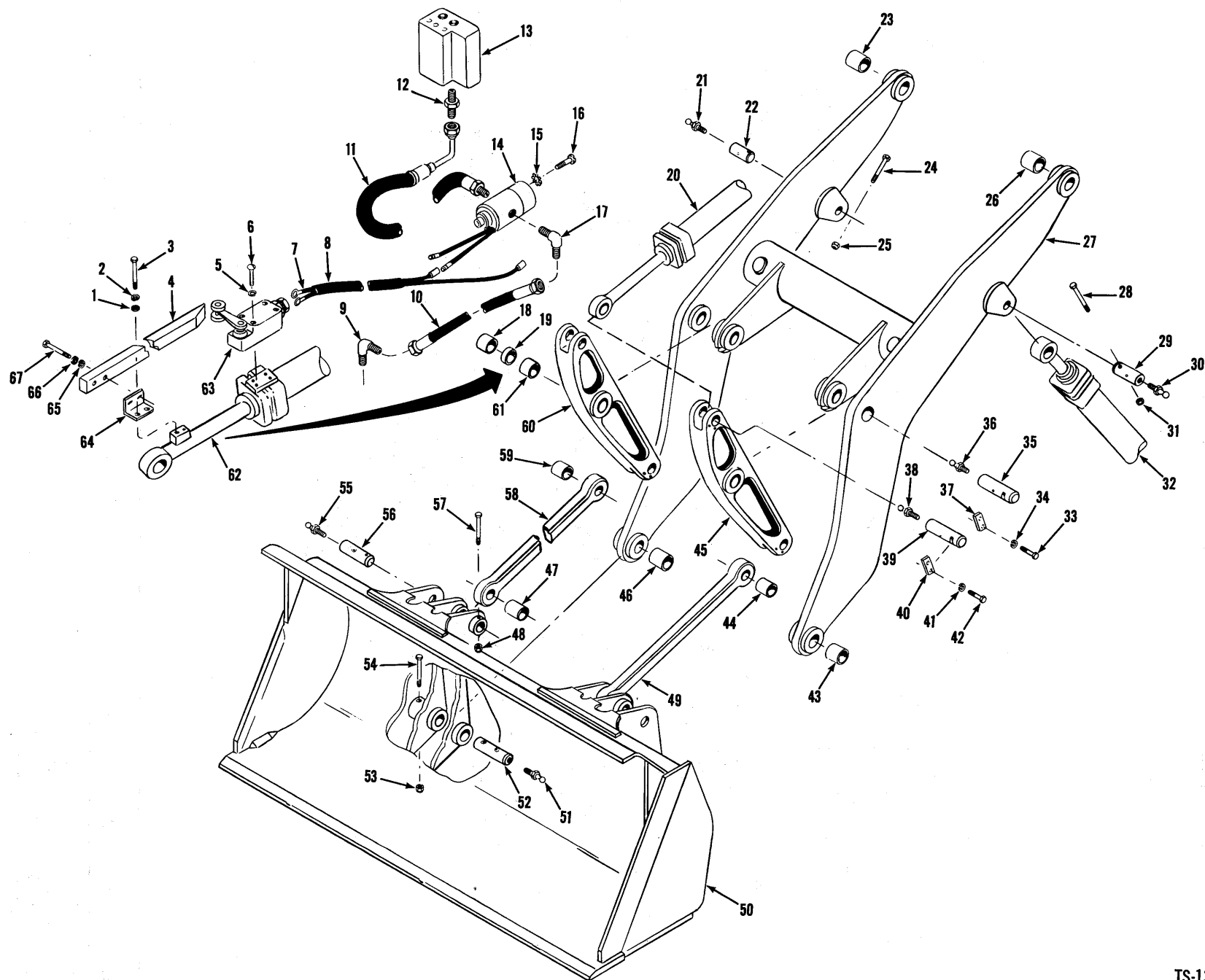
Battery & Battery Mount



TS-13622

No.	Part No.	Qty.	Description
1	16D-05	2	Nut
2	25E-15	2	Washer
3	3980896	1	Battery hold down
4	1310121	2	Battery
5	3980896	1	Battery hold down
6	16D-05	2	Nut
7	25E-15	2	Washer

No.	Part No.	Qty.	Description
8	3980897	2	Stud
9	24C-632	4	Bolt
10	619021	4	Washer
11	18D-06	4	Nut
12	3980891	1	Base
13	3980897	2	Stud



Boom, Bellcrank, Pushrod & Bucket Leveler

MICHIGAN

No.	Part No.	Qty.	Description
1	4E-08	2	Lockwasher
2	25E-21	2	Washer
3	24C-820	2	Bolt
4	3980905	1	Bar
5	17E-10	4	Lockwasher
6	41G-1024	4	Bolt
7	2501747	1	Wire
8	1743563	1	Hose
9	42F-5	1	Elbow
10	2500123	1	Hose
11	2500122	1	Hose
12	5204649	1	Connector
12A	†91F-7	1	O-ring
13	‡3980667	1	Valve assy main
14	2510008	1	Solenoid valve
14A	25E-10	2	Washer
15	12E-10	2	Lockwasher
16	86G-1008	2	Screw
17	42F-5	1	Elbow
18	3980060	2	Bushing
19	3980061	2	Spacer
20	‡3980125	1	Cyl assy bucket LH
21	10H-25	1	Fitting grease
22	3980094	1	Pin
23	3980076	1	Bushing
24	18C-660	1	Bolt
25	18D-06	1	Nut
26	3980076	1	Bushing
27	‡2500920	1	Boom assy
28	18C-660	1	Bolt
29	3980094	1	Pin
30	10H-25	1	Fitting grease
31	18D-06	2	Nut
32	‡3980095	1	Cylinder assy boom
33	24C-716	4	Bolt

No.	Part No.	Qty.	Description
34	4E-07	4	Lockwasher
35	3980070	2	Pin
36	10H-25	2	Fitting grease
37	3980071	2	Lockplate
38	10H-25	4	Fitting grease
39	3980064	4	Pin
40	3980065	4	Lockplate
41	4E-06	8	Lockwasher
42	23C-616	8	Bolt
43	3980060	1	Bushing
44	3980068	2	Bushing
45	‡3980062	1	Bellcrank assy
46	3980060	1	Bushing
47	3980068	1	Bushing
48	18D-08	2	Nut
49	‡3980066	1	Pushrod assy
50	‡-----	1	Bucket assy
51	10H-25	2	Fitting grease
52	3980093	2	Pin
53	18D-08	2	Nut
54	18C-876	2	Bolt
55	10H-25	2	Fitting grease
56	3980069	2	Pin
57	24C-872	2	Bolt
58	‡3980066	1	Pushrod assy
59	3980068	1	Bushing
60	‡3980058	1	Bellcrank assy
61	3980060	2	Bushing
62	‡3980108	1	Cyl assy bucket RH
63	308031	1	Switch limit
63A	†1549705	1	Connector
64	3980904	1	Bracket
65	25E-18	2	Washer
66	4E-06	2	Lockwasher
67	24C-620	2	Bolt

13 ft. (0,92 m)

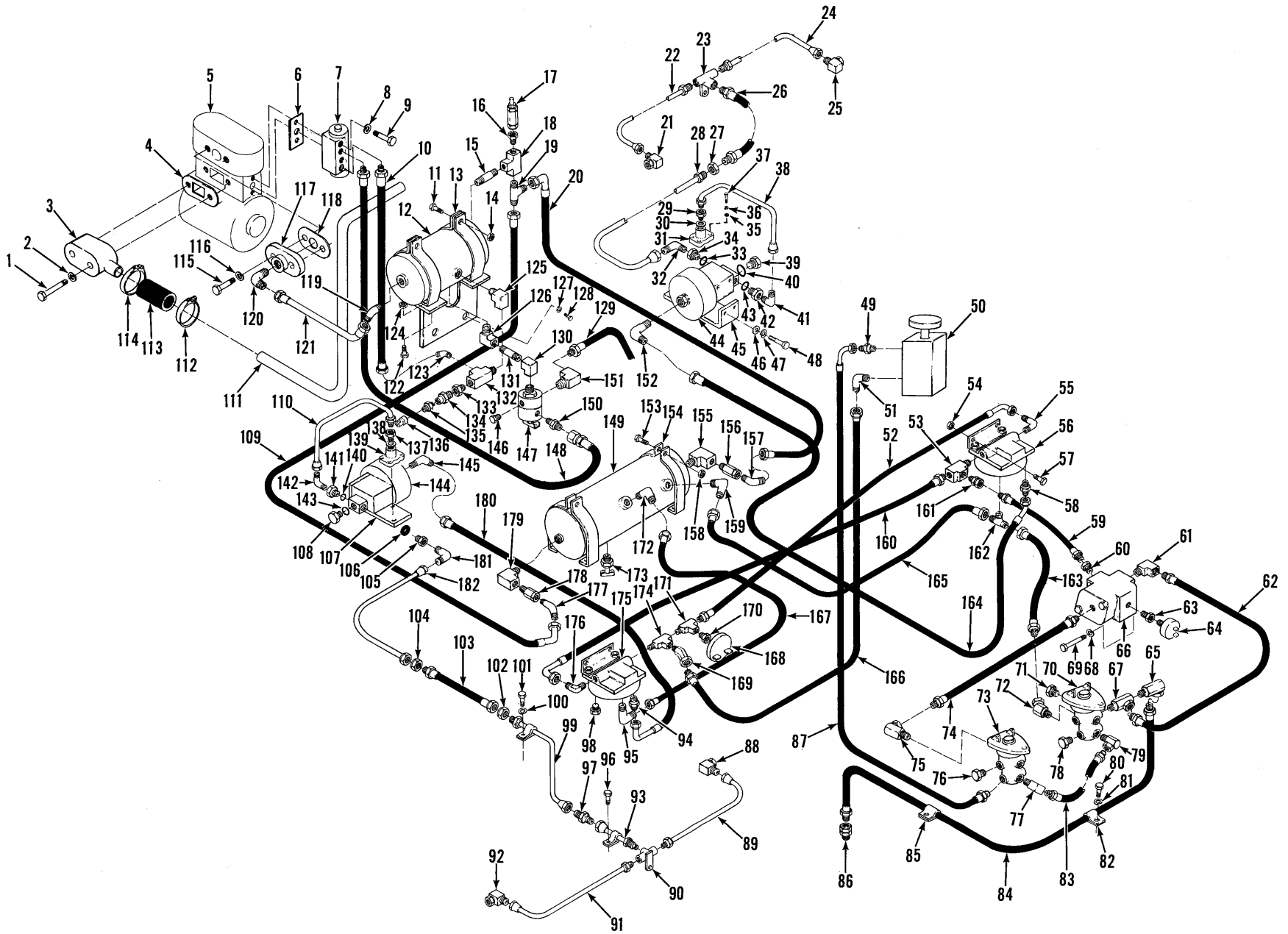
‡See Index

‡Inc. 14A

‡Inc. 23, 26, 43, 46

‡Inc. 18, 19, 61

‡Inc. 44, 47



Brake Air Lines Front & Rear



No.	Part No.	Qty.	Description
1	23C-532	2	Bolt
2	4E-05	2	Lockwasher
3	540888	1	Elbow
4	875012	1	Gasket
5	1-----	1	Compressor
6	942646	1	Gasket
7	^{2,10} 540306	1	Governor
8	4E-05	2	Lockwasher
9	23C-544	2	Bolt
10	2506040	1	Hose
11	24C-620	2	Bolt
12	3981021	1	Air tank
13	941214	2	Bracket
13A	[†] 2505909	1	Plate
14	18D-06	2	Nut
15	5K-409	1	Nipple
16	19F-5	1	Bushing
17	^{2,9} 507815	1	Valve safety
18	28F-3	1	Tee
19	46F-9	1	Tee
20	2506042	1	Hose
21	3980014	1	Fitting tube
22	2503361	1	Tube
23	114427	1	Tee
24	2503357	1	Tube
25	3980014	1	Fitting tube
26	533814	1	Hose
27	8D-10	1	Nut
28	2509940	1	Tube
29	1675961	1	Adapter
30	2506979	1	Washer
31	2501983	1	Compensate cylinder
32	42F-3	1	Elbow
33	613750	1	Gasket
34	1543879	1	Adapter
35	18D-06	4	Nut
36	-----	—	Omit
37	24C-620	4	Bolt
38	2509894	1	Tube
39	874007	1	Plug
40	613750	1	Gasket
41	42F-3	1	Elbow
42	1543879	1	Adapter
43	613750	1	Gasket
44	1-----	1	Pwr clr assy brk
45	¹¹ -----	1	Bracket
46	25E-20	6	Washer
47	4E-07	6	Lockwasher

No.	Part No.	Qty.	Description
48	24C-720	6	Bolt
49	38F-3	1	Adapter
50	^{3,41} 1545790	1	Valve hand brake
51	42F-4	1	Elbow
52	1519975	1	Hose
53	30F-1	1	Tee
54	18D-06	4	Nut
55	940639	1	Elbow
56	⁵ 1545789	1	Valve quick release
56A	[†] 949959	1	Repair kit
57	24C-616	4	Bolt
58	38F-7	1	Connector
59	593495	1	Hose
60	19F-5	1	Bushing
61	29F-3	1	Elbow
62	593483	1	Hose
63	19F-4	1	Bushing
64	636260	1	Switch stop light
65	31F-1	1	Adapter
66	^{2,6} 1532592	1	Valve check
67	356609	1	Adapter
68	4E-06	1	Lockwasher
69	24C-640	1	Bolt
70	1-----	1	Valve brake
70A	[†] 24C-520	3	Bolt
70B	[†] 18D-05	3	Nut
71	40K-08	1	Plug
72	33F-4	1	Adapter
73	1-----	1	Valve brake
73A	[†] 24C-520	3	Bolt
73B	[†] 18D-05	3	Nut
74	593483	1	Hose
75	31F-4	1	Adapter
76	40K-08	1	Plug
77	29F-3	1	Elbow
78	40K-08	1	Plug
79	31F-4	1	Adapter
80	24C-616	2	Bolt
81	4E-06	2	Lockwasher
82	30H-38	1	Clip
83	593483	1	Hose
84	1519974	1	Hose
85	30H-38	1	Clip
86	36F-1	1	Adapter
87	2506313	1	Hose
88	3980014	1	Fitting tube
89	3980607	1	Tube
90	550319	1	Tee

¹See Index

²Your local Bendix-Westinghouse dealer is equipped to furnish components of these parts.

³Your local authorized Wagner Electric Distributor is equipped to furnish components of these parts.

⁴W.E. AD-25077-D

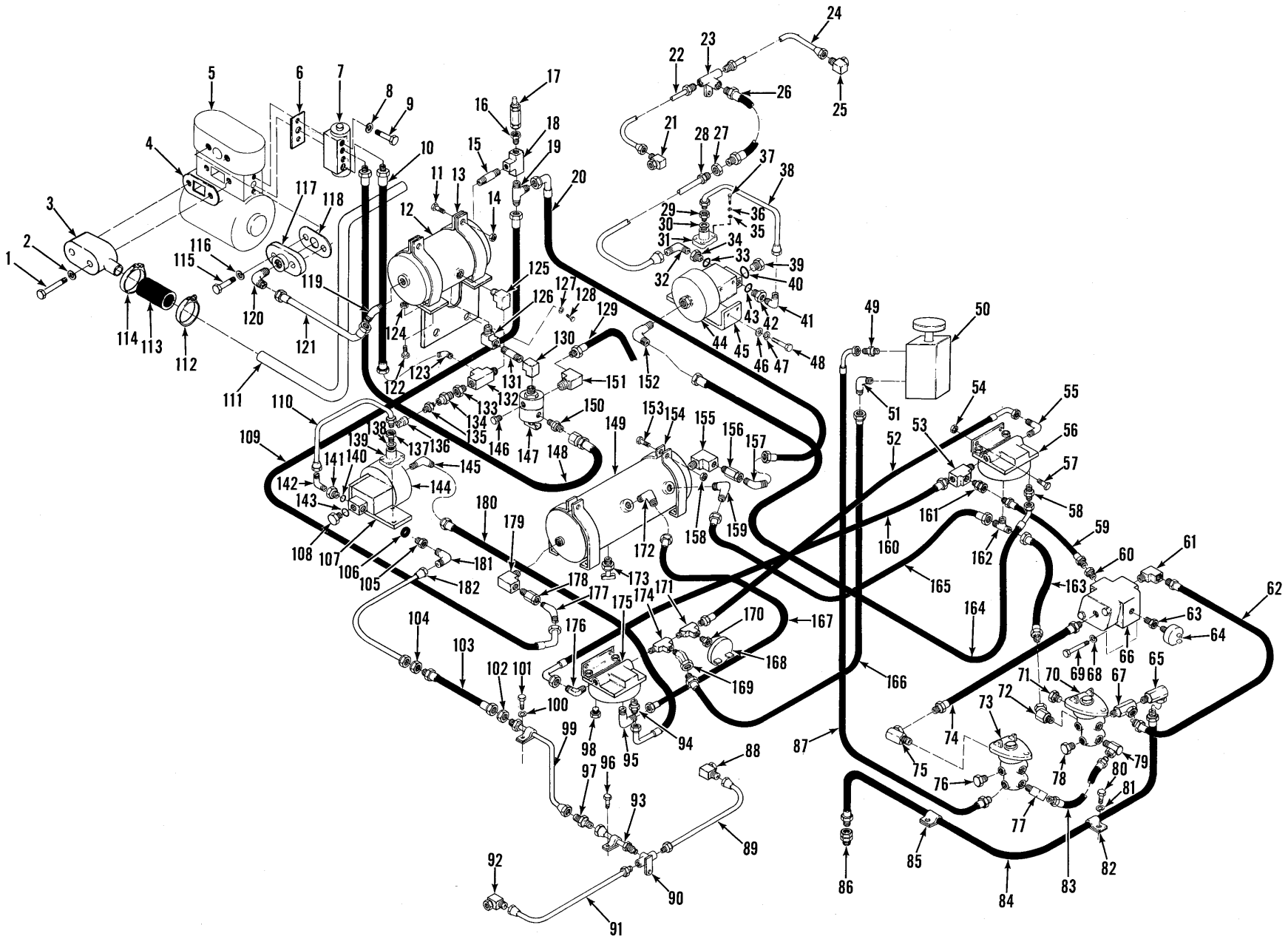
⁵Inc. 56A

⁶BW 223869

⁹BW 205105

¹⁰BW 275200

¹¹Part of Cockpit



Brake Air Lines Front & Rear



No.	Part No.	Qty.	Description
91	3980609	1	Tube
92	3980014	1	Fitting tube
93	2502147	1	Tube
93A	†30H-16	1	Clip
94	38F-7	1	Connector
95	42F-8	1	Elbow
96	24C-616	1	Bolt
96A	†4E-06	1	Lockwasher
97	40F-3	1	Connector
98	40K-04	1	Plug
99	2502146	1	Tube
99A	†30H-16	1	Clip
100	4E-06	1	Lockwasher
101	24C-616	1	Bolt
102	8D-10	1	Nut
103	552374	1	Hose
104	8D-10	1	Nut
105	1543879	1	Adapter
106	613750	1	Gasket
107	"	1	Bracket
108	874007	1	Plug
109	2506041	1	Hose
110	2509894	1	Tube
111	2505907	1	Tube
112	1545186	2	Clamp
113	529979	2	Hose
114	1545186	2	Clamp
115	23C-514	2	Bolt
116	4E-05	2	Lockwasher
117	510452	1	Flange
118	951948	1	Gasket
119	2506043	1	Elbow
120	42F-9	1	Elbow
121	2505934	1	Tube
121A	†2506681	1	Bracket
122	24C-620	5	Bolt
123	2506044	1	Elbow
124	18D-06	5	Nut
125	29F-1	1	Elbow
126	29F-2	1	Elbow
127	4E-06	2	Lockwasher
128	23C-620	2	Bolt
129	2500147	1	Hose
130	27F-2	1	Elbow
131	5K-324	1	Nipple
132	30F-1	1	Tee
133	19F-1	1	Bushing
134	573618	1	Stem
135	551684	1	Adapter

No.	Part No.	Qty.	Description
136	551685	1	Cap
137	1675961	1	Adapter
138	2506979	1	Washer
139	2501983	1	Compensate cylinder
140	613750	1	Gasket
141	1543879	1	Adapter
142	42F-3	1	Elbow
143	613750	1	Gasket
144	"	1	Pwr clr assy brk
145	42F-6	1	Elbow
146	40K-04	1	Plug
147	1519191	1	Valve condensate
148	2506039	1	Hose
149	3981022	1	Air tank
150	38F-4	1	Adapter
151	29F-1	1	Elbow
152	42F-6	1	Elbow
153	24C-620	2	Bolt
154	527685	2	Bracket
155	29F-3	1	Elbow
156	²⁻⁸ 593370	1	Valve check
157	2506043	1	Elbow
158	18D-06	2	Nut
159	940636	1	Elbow
160	1519975	1	Hose
161	36F-2	1	Adapter
162	45F-8	1	Tee
163	2506266	1	Hose
164	2509926	1	Hose
165	2506311	1	Hose
166	2506312	1	Hose
167	1519969	1	Hose
168	1537354	1	Switch low air
169	33F-2	1	Adapter
170	19F-1	1	Bushing
171	30F-1	1	Tee
172	940636	1	Elbow
173	72F-2	2	Draincock
174	30F-1	1	Tee
175	⁷ 1545789	1	Valve quick release
175A	†949959	1	Repair kit
176	940639	1	Elbow
177	2506043	1	Elbow
178	²⁻⁸ 593370	1	Valve check
179	29F-3	1	Elbow
180	2509926	1	Hose
181	42F-3	1	Elbow
182	2509941	1	Tube

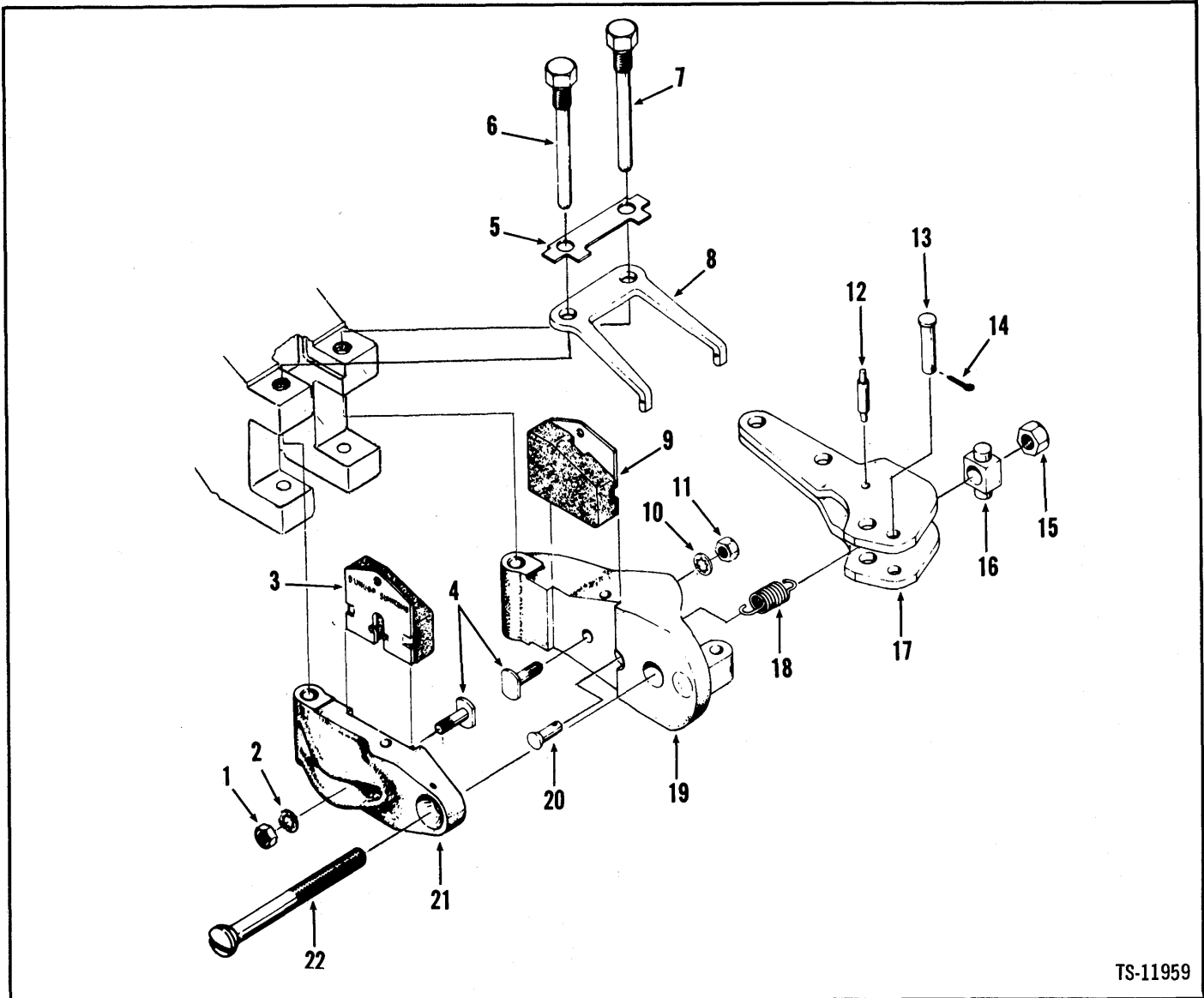
¹See Index

²Your local Bendix-Westinghouse dealer is equipped to furnish components of these parts.

⁷Inc. 175A

⁸BW 228194

¹¹Part of Cockpit

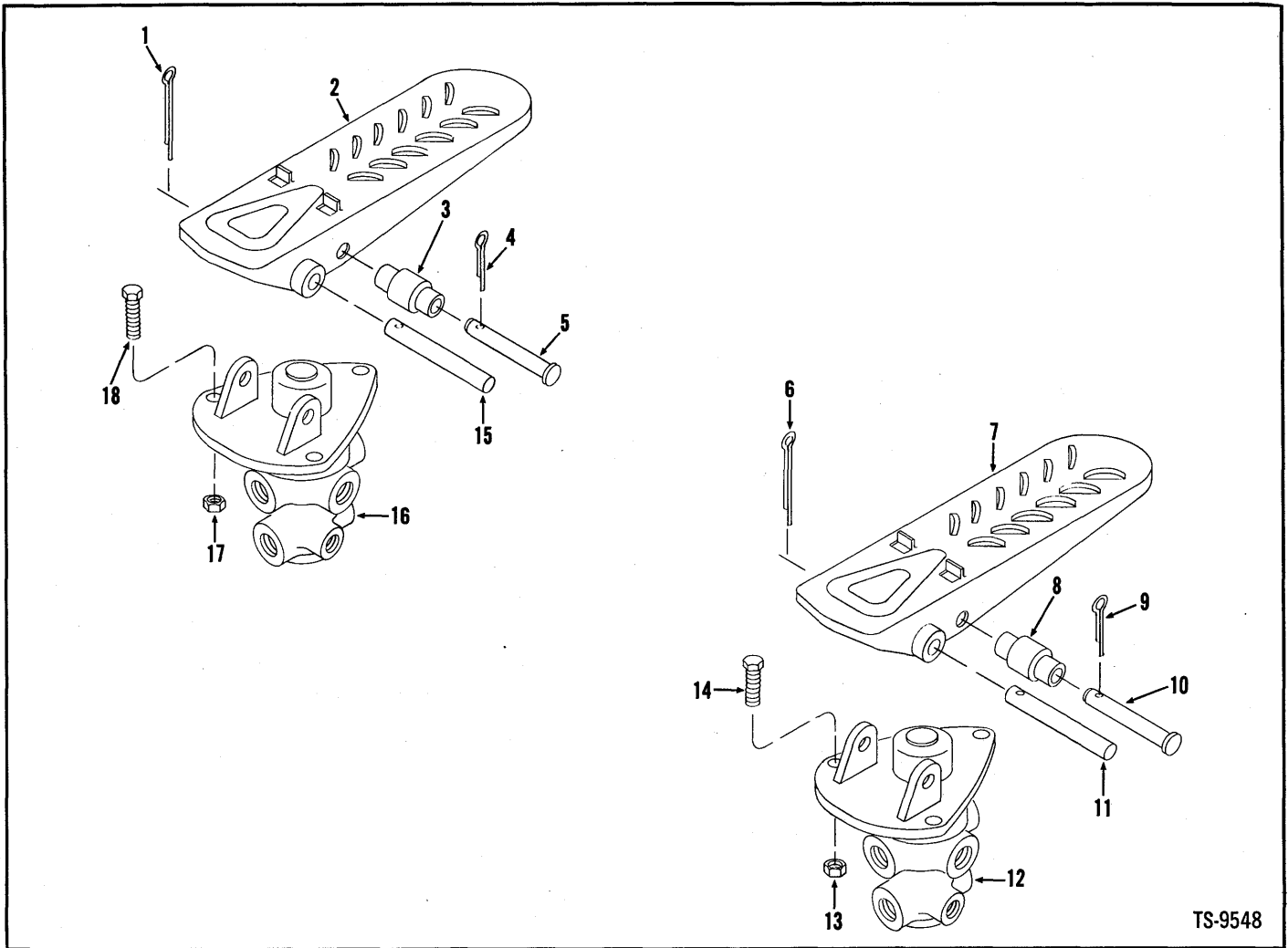


TS-11959

No.	Part No.	Qty.	Description
A	3953108	1	Brake assy
B	3908090	1	Pad kit
1	1DM5	1	Nut
2	11EM5	1	Washer
3	§ ⁶ _____	1	Pad assy
4	§ ⁶ _____	2	Bolt
5	§ ⁶ _____	1	Tab washer
6	3908097	1	Bolt
7	3908097	1	Bolt
8	§ ⁶ _____	1	Retract plate
9	§ ⁶ _____	1	Pad assy
10	11EM5	1	Washer

No.	Part No.	Qty.	Description
11	1DM5	1	Nut
12	§ ³ _____	1	Pin
13	3908100	1	Pin
14	13JM-16010	1	Pin cotter
15	1DM8	1	Nut
16	§ ³ _____	1	Trunnion
17	3908094	1	Lever assy
18	3908095	1	Spring
19	§ ⁵ _____	1	Plate
20	_____	1	Pin
21	§ ⁵ _____	1	Plate
22	3908098	1	Bolt

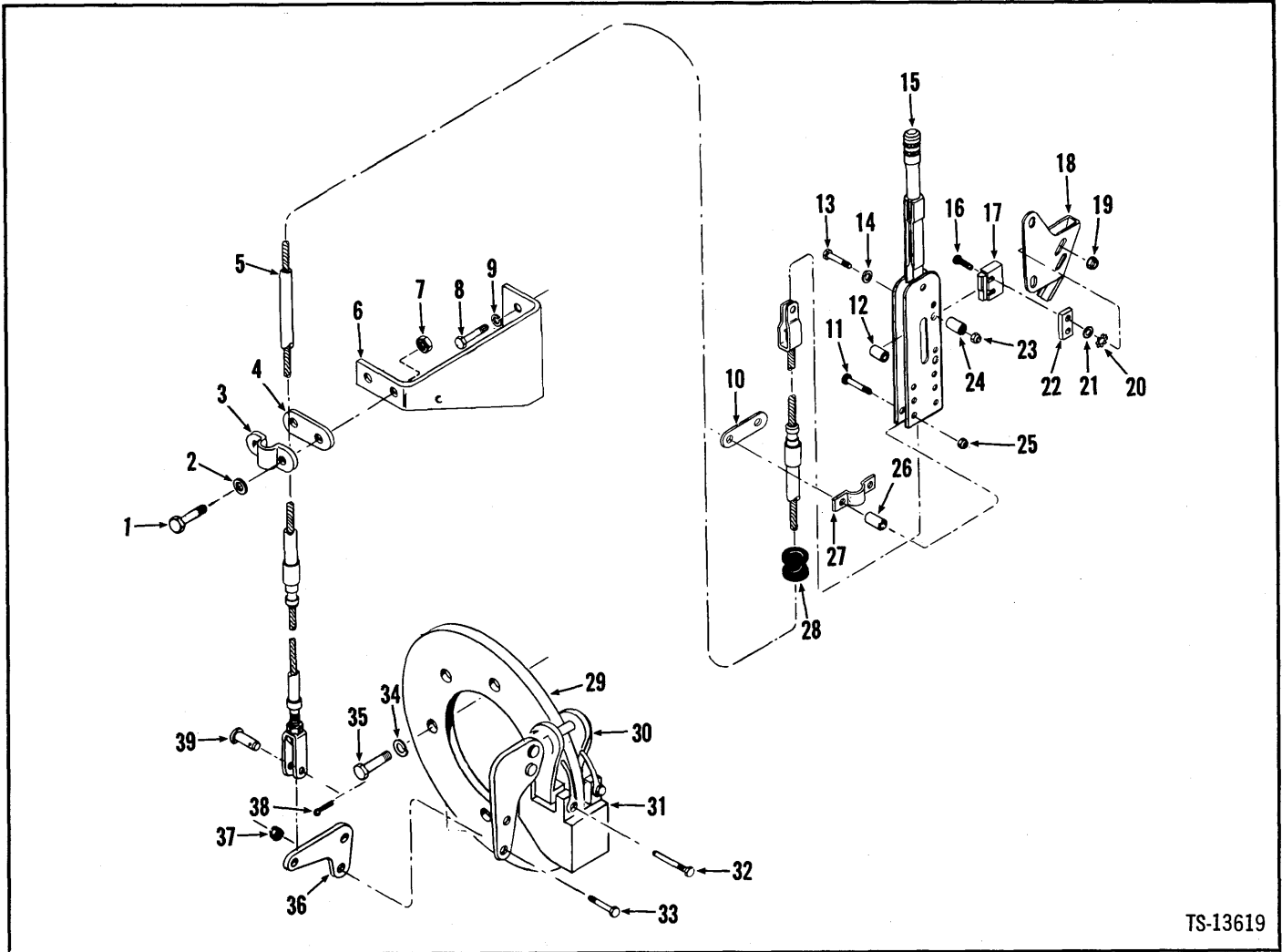
¹Incl. 1 → 22
²Incl. 1 → 5, 8 → 11
³See 17
⁴Incl. 12, 16
⁵See A
⁶See B



TS-9548

No.	Part No.	Qty.	Description
1	1F-320	1	Pin cotter
2	513930	1	Pedal brake
3	518259	1	Roller
4	1F-312	1	Pin cotter
5	875766	1	Pin
6	1F-320	1	Pin cotter
7	513930	1	Pedal brake
8	518259	1	Roller
9	1F-312	1	Pin cotter
10	875766	1	Pin
11	875767	1	Pin mounting
12	_____	1	Valve brake
13	18D-05	3	Nut
14	24C-520	3	Bolt
15	875767	1	Pin mounting
16	_____	1	Valve brake
17	18D-05	3	Nut
18	24C-520	3	Bolt

¹See Index



TS-13619

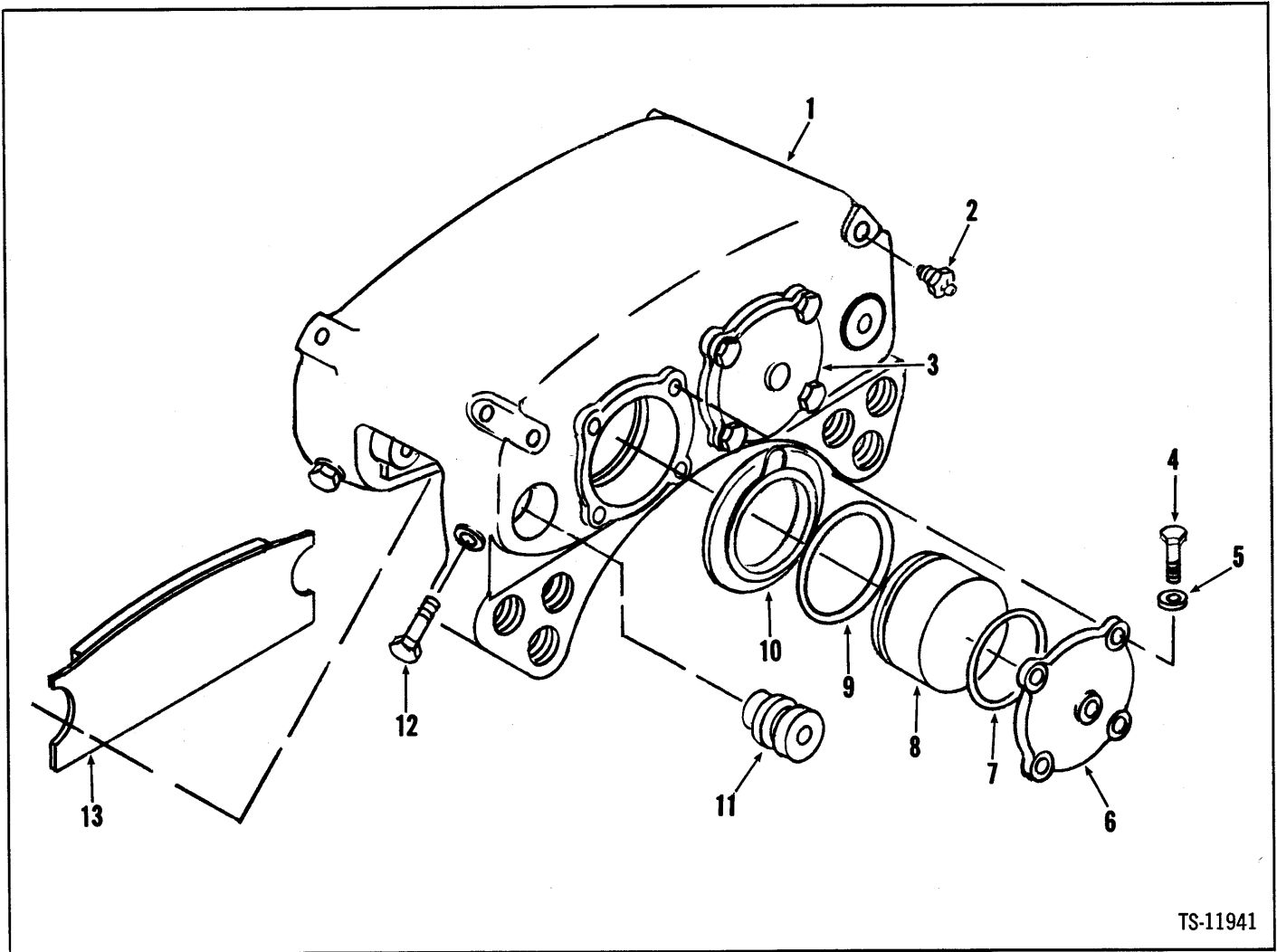
No.	Part No.	Qty.	Description
1	24C-516	2	Bolt
2	25E-15	2	Washer
3	544512	1	Clamp
4	645092	1	Spacer
5	2502768	1	Cable assy
6	2505913	1	Bracket
7	18D-05	2	Nut
8	23C-1220	2	Bolt
9	4E-12	2	Lockwasher
10	645092	1	Spacer
11	24C-528	2	Bolt
12	545005	2	Spacer
13	24C-648	2	Bolt
14	25E-17	2	Washer
15	3951954	1	Lever assy
16	86G-620	4	Screw
17	3951644	1	Switch
18	3968090	1	Bracket
19	14D-06	2	Nut
20	4E-06	2	Lockwasher

No.	Part No.	Qty.	Description
21	3980961	4	Washer
22	3968085	1	Spacer
23	18D-06	2	Nut
24	3950692	2	Spacer
25	18D-05	2	Nut
26	3950692	2	Spacer
27	544512	1	Clamp
28	3980532	1	Grommet
28A	†2501804	1	Grommet
29	3953017	1	Disc
30	3953108	1	Brake assy
31	2500170	1	Carrier
32	2500167	2	Bolt
33	24C-520	2	Bolt
34	4E-06	6	Lockwasher
35	18C-616	6	Bolt
36	2500142	1	Bellcrank
37	18D-05	2	Nut
38	1F-312	1	Pin cotter
39	4F-06106	1	Pin

†See Index

‡Optional

Brake Head Assembly – Front



TS-11941

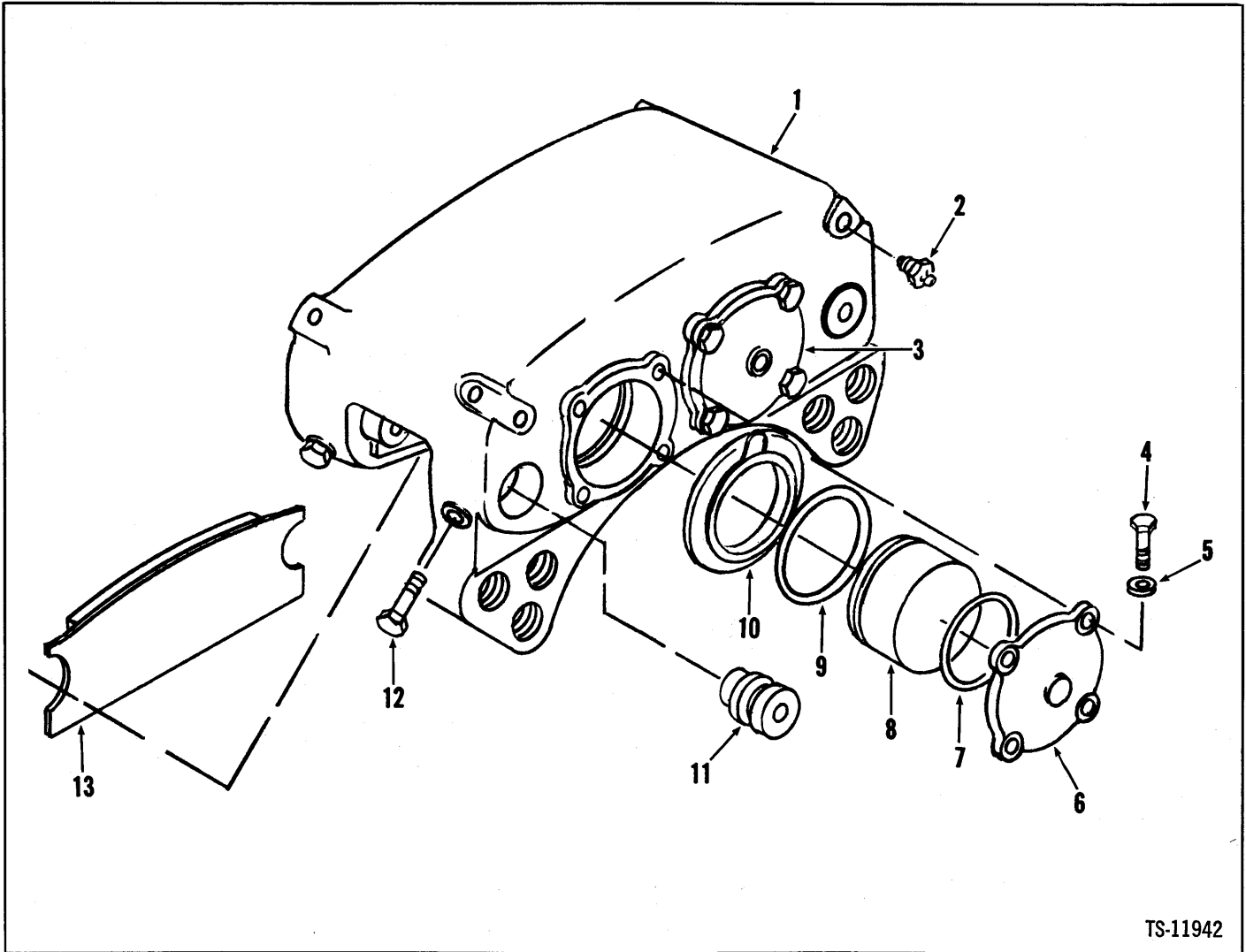
No.	Part No.	Qty.	Description
A	127104	1	Brake head assy L.H.
B	840535	1	Kit
1	§ ⁴ -----	1	Plate
2	947927	1	Bleeder valve
3	947934	1	Cap
4	1C-620	8	Bolt
5	103293	8	Washer
6	947933	1	Cap
7	§ ³ -----	2	Packing
8	947935	4	Piston
9	§ ³ -----	4	Packing
10	§ ³ -----	4	Boot
11	947931	4	Pin
12	947930	4	Bolt
13	947932	2	Lining brake

¹Inc. 1 → 13

²Inc. 7, 9, 10

³See B

⁴See A



TS-11942

No.	Part No.	Qty.	Description
A	1127103	1	Brake head assy R.H.
B	2840535	1	Kit
1	§4-----	1	Plate
2	947927	1	Bleeder valve
3	947933	1	Cap
4	1C-620	8	Bolt
5	103293	8	Washer
6	947934	1	Cap
7	§3-----	2	Packing
8	947935	4	Piston
9	§3-----	4	Packing
10	§3-----	4	Boot
11	947931	4	Pin
12	947930	4	Bolt
13	947932	2	Lining brake

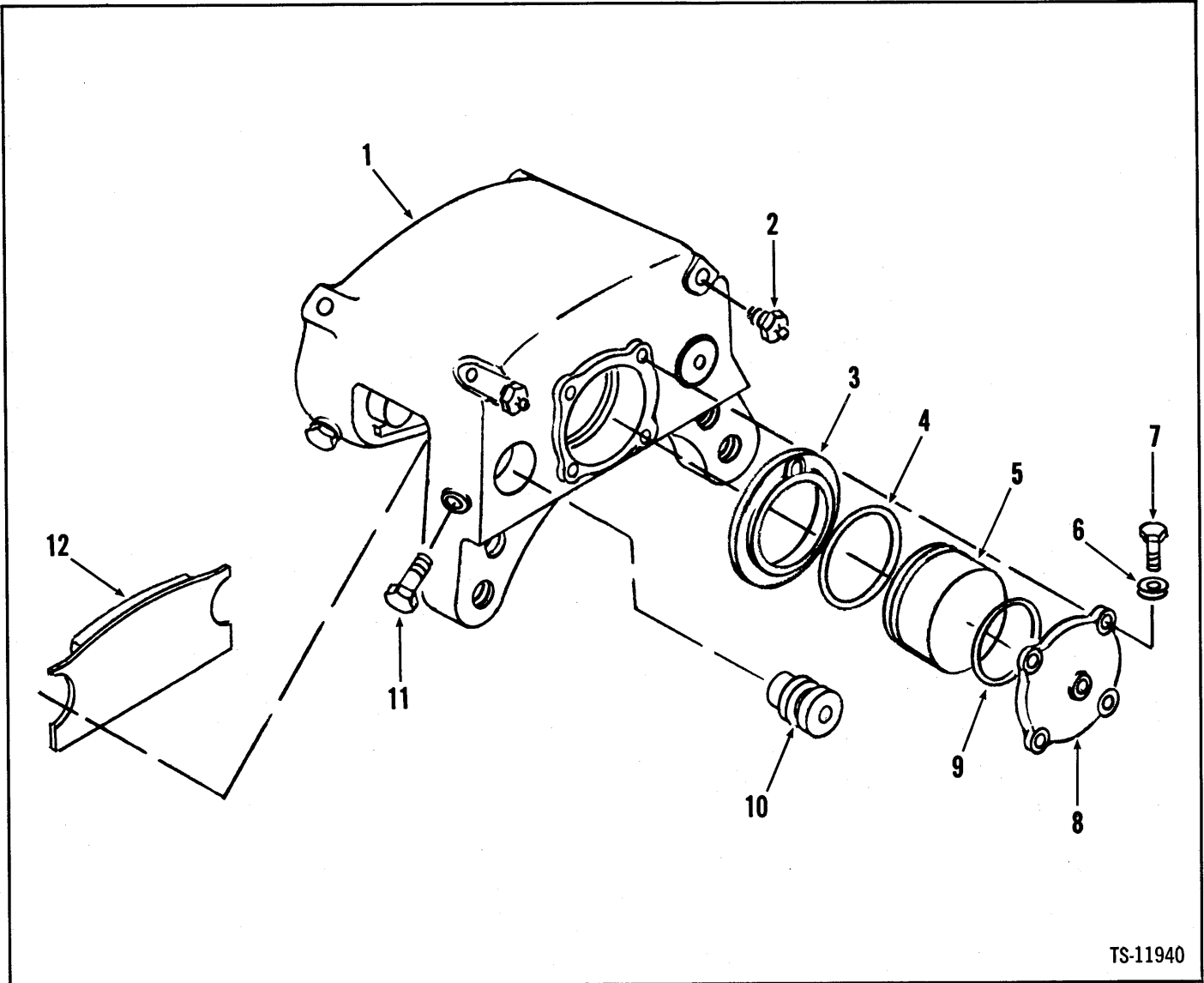
1Inc. 1→13

2Inc. 7, 9, 10

3See B

4See A

Brake Head Assembly – Rear



TS-11940

No.	Part No.	Qty.	Description
A	1-5125101	1	Brake head assy
B	2840539	1	Kit
1	§4-----	1	Plate
2	947927	2	Bleeder valve
3	§3-----	2	Boot
4	§3-----	2	Packing
5	947935	2	Piston
6	103293	4	Washer
7	1C-620	4	Bolt
8	947933	1	Cap
9	§3-----	1	Packing
10	947931	4	Pin
11	947930	4	Bolt
12	840472	2	Lining brake

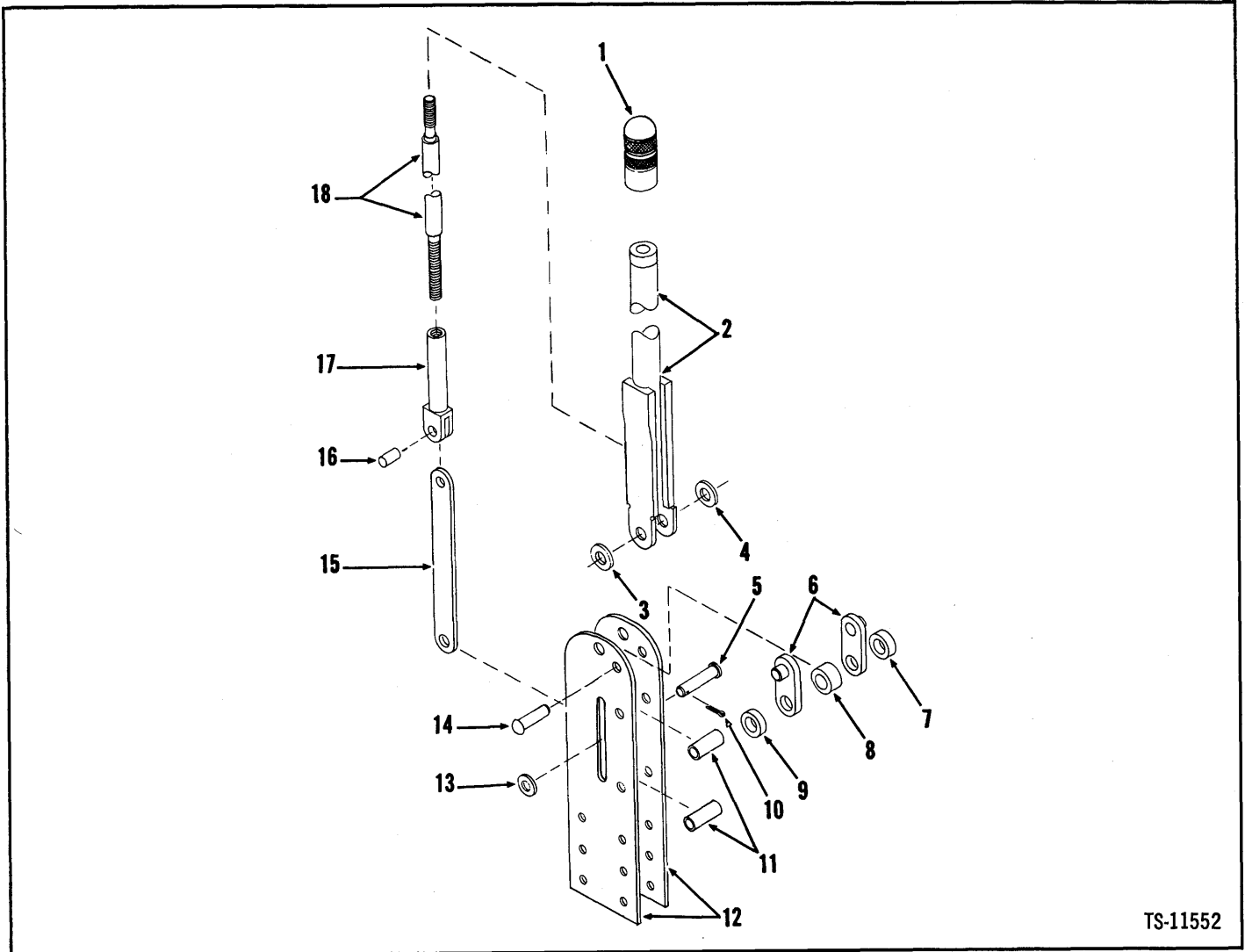
1Inc. 1→12

2Inc. 3, 4, 9

3See B

4See A

5Two (2) used per axle. Quantities listed are for one (1) assembly.

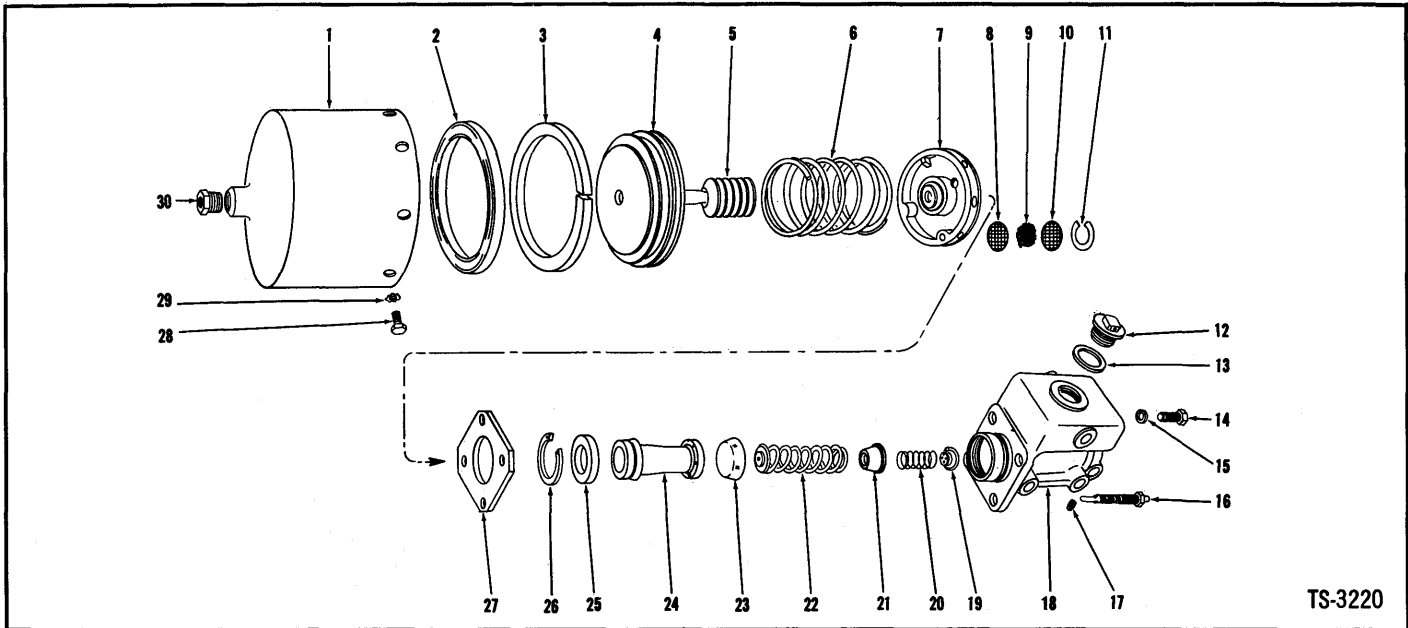


TS-11552

No.	Part No.	Qty.	Description
A	'3951954	1	Hand lever assy
1	949370	1	Knob kit
2	866348	1	Body
3	619024	1	Washer
4	619024	1	Washer
5	862738	1	Pin
6	862653	2	Bracket
7	862656	1	Spacer
8	862655	1	Spacer
9	862656	1	Spacer
10	1F-312	1	Pin cotter
11	545005	2	Spacer
12	960003	2	Bracket
13	619019	1	Washer
14	944054	1	Rivet
15	862652	1	Link
16	941238	1	Pin
17	944968	1	Tube
18	866349	1	Screw

Inc. 1 → 18

Brake Power Cluster Assembly



TS-3220

No.	Part No.	Qty.	Description
A	*1526879	1	Pwr clr assy brk
B	945041	1	Repair kit
1	945034	1	Shell
2	§ ³ -----	1	Cup
3	§ ³ -----	1	Wiper
4	§ ³ 945035	4	Piston
5	§ ³ -----	1	Boot
6	945036	1	Spring
7	945037	1	Piston head assy
8	945029	1	Screen
9	992163	1	Filter fiber mat
10	945029	1	Screen
11	992164	1	Ring
12	892287	1	Cap
13	857933	1	Gasket
14	1C-624	3	Bolt
15	4E-06	4	Lockwasher
16	945038	1	Indicator
17	40K-02	1	Plug
18	947740	1	Housing
19	§-----	1	Valve check
20	945026	1	Spring
21	945042	1	Retainer
22	955321	1	Spring
23	§ ³ -----	1	Cup
24	§ ³ -----	1	Piston
25	955326	1	Plate
26	955323	1	Ring
27	945040	1	Plate
28	1C-510	8	Bolt
29	6E-05	8	Lockwasher
30	356612	1	Bushing

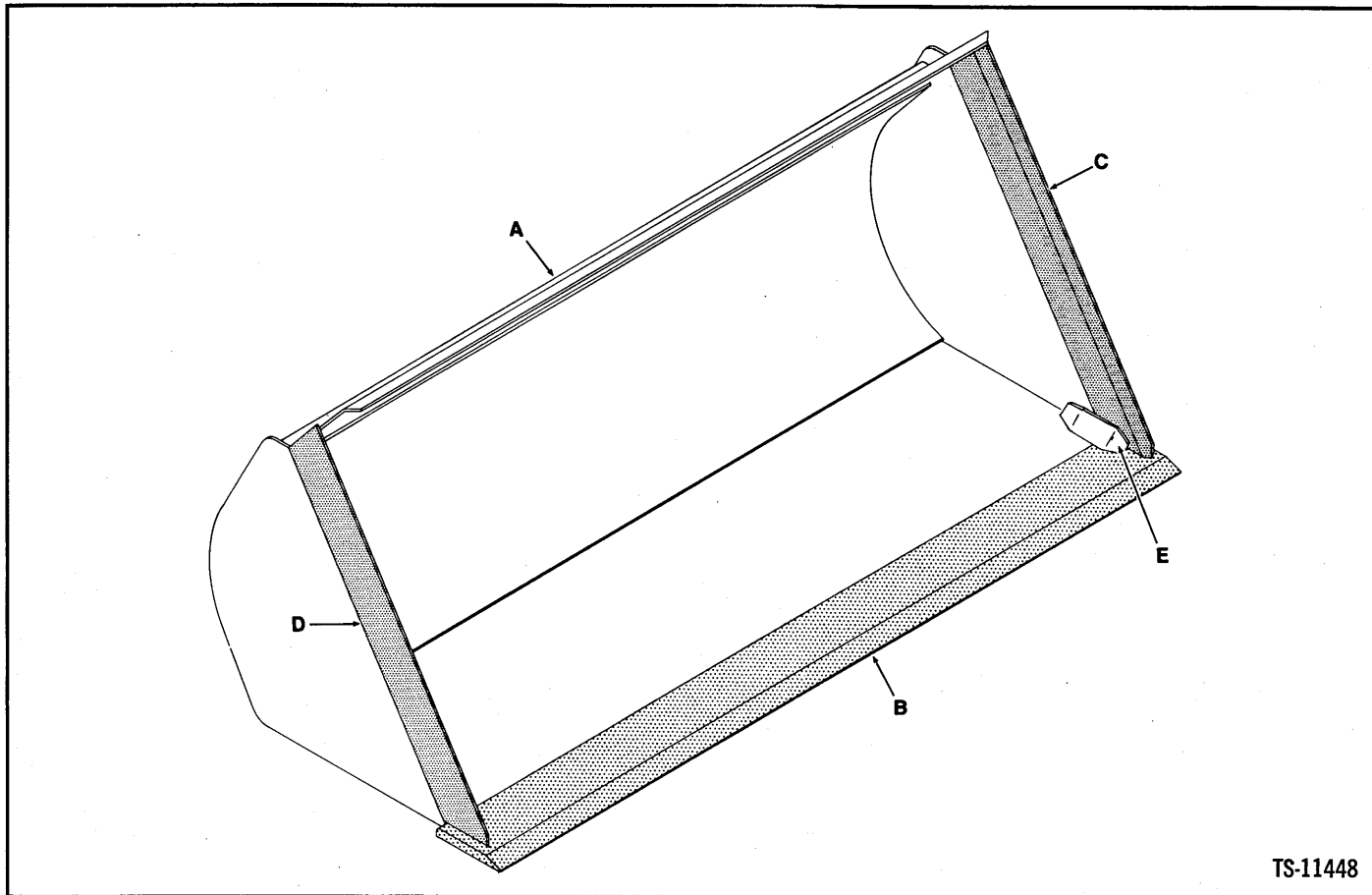
¹Inc. 1→30

²Inc. 2, 3, 5, 19, 23, 24

³See B

⁴Inc. 8→11

*2 used per machine. Quantities listed are for (1).



Item	BUCKET		MAIN CUTTING EDGE		SIDE CUTTING EDGES			GUSSET	
	SAE Heaped Capacity M3	Width	A Part No.	B Part No.	Size	C Part L.H.	D Part R.H.	Size	E Part No.
1	1 0,8	87.40 2179	² 3983933	3980399	1 x 9 x 87.40 25 x 229 x 2179	-----	-----	-----	¹ 3980384
2	1.308 0,9	87.40 2179	² 3980387	3980399	1 x 9 x 87.40 25 x 229 x 2179	3980406	3980402	$\frac{3}{4}$ x 6 x 36.89 19 x 130 x 807	¹ 3980384
3	1.504 1,2	92.83 2306	3980358	3980373	1 x 9 x 92.83 25 x 229 x 2306	3980376	3980378	$\frac{3}{4}$ x 6 x 39.37 19 x 130 x 978	¹ 3980384
4	1.750 1,4	92.83 2306	3980414	3980373	1 x 9 x 92.83 25 x 229 x 2306	3980421	3980419	$\frac{3}{4}$ x 6 x 41.61 19 x 130 x 1027	¹ 3980384
5	2 1,5	99 2425	3983951	551765	1 x 9 x 97 25 x 229 x 2425	1508729	1508730	$\frac{3}{4}$ x 6 x 40 $\frac{3}{8}$ 19 x 130 x 1011	¹ 1536140

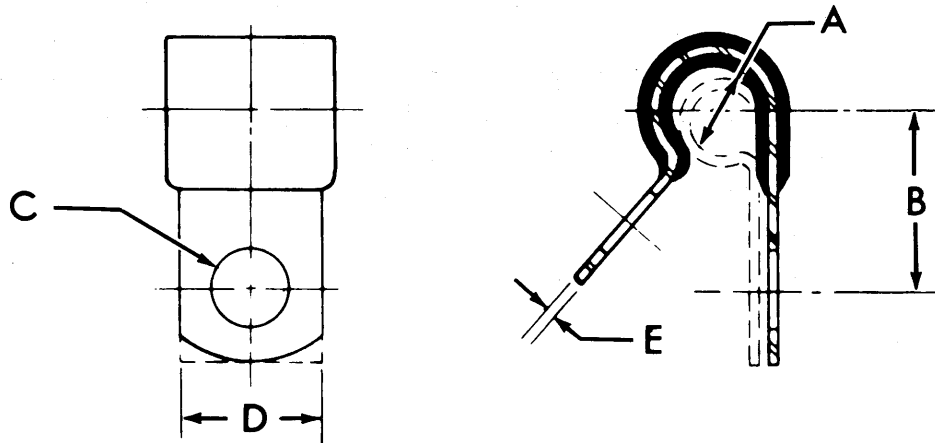
¹2 required

²Not for U.S. Build

Group C

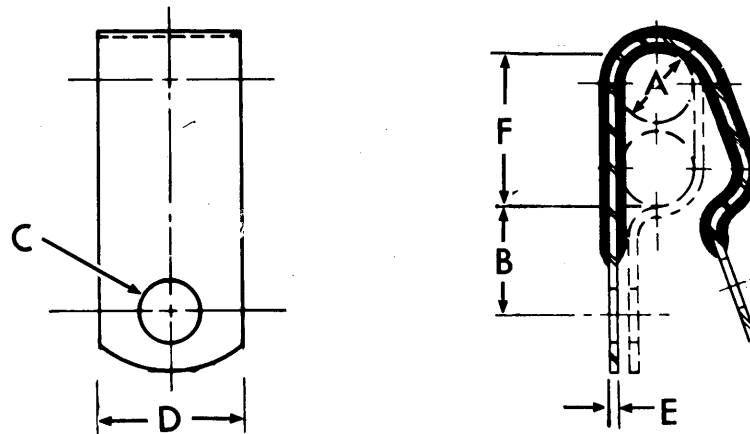
Clips – Wiring, Pipe & HoseC2
Cockpit AssemblyC3
Cockpit Sound ProofingC4
Cylinder Assembly, Boom – 4.5" (114,3 mm)C5
Cylinder Assembly, Bucket – 3.5" (88,9 mm)C6
Cylinder Assembly, Steering – 2.5" (63,5 mm)C7

Insulated Clip



TS-5008

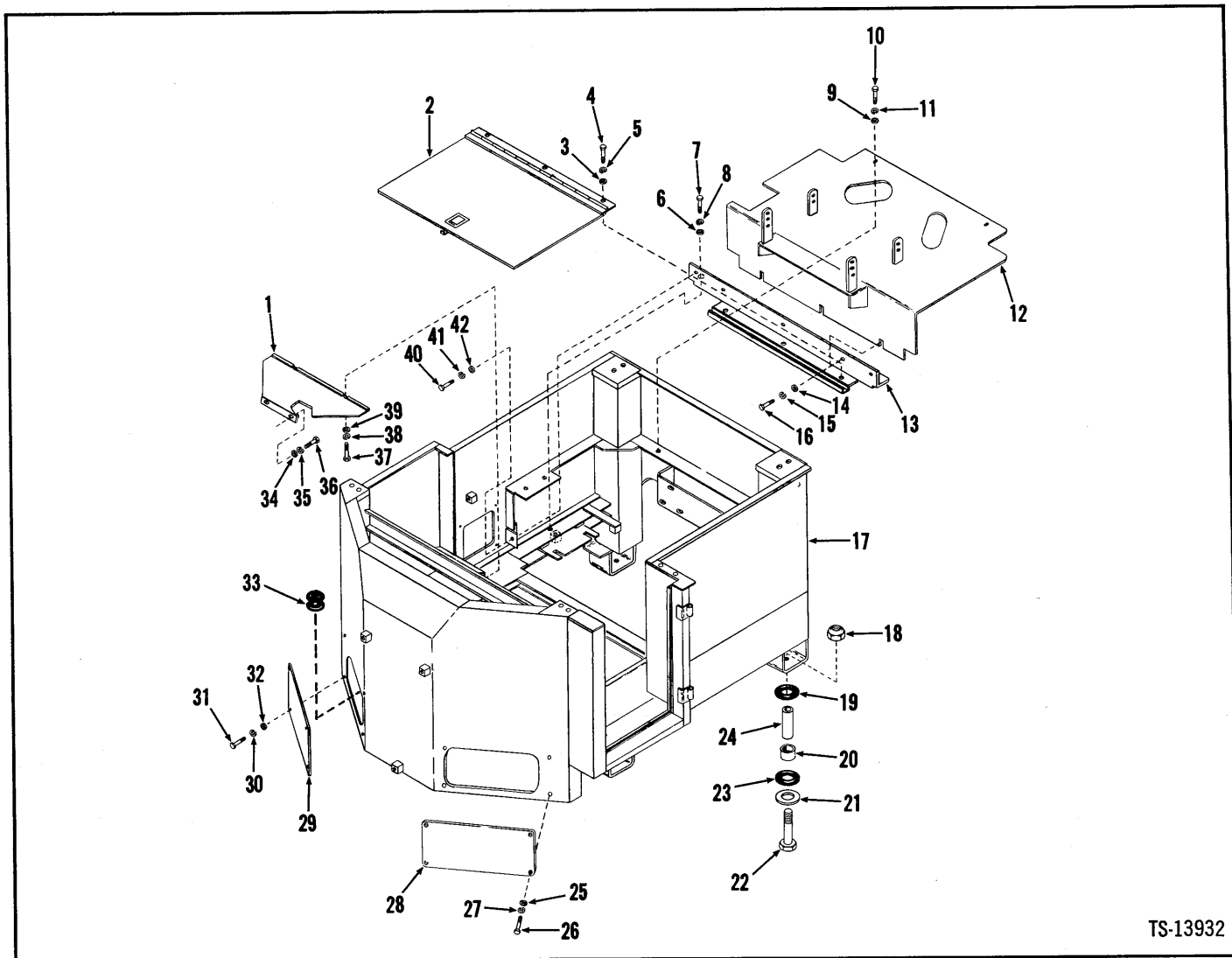
No.	Part No.	A		B		C		D		E	
1	30H-13	¼	6.4	½	12.7	⅞	5.5	⅙	11.2	.032	.8
2	30H-16	¼	6.4	⅜	15.7	⅞	10.3	¼	19.1	.032	.8
3	30H-20	⅙	7.9	⅛	17.5	⅞	10.3	¼	19.1	.032	.8
4	30H-23	⅜	9.5	⅜	18.2	⅞	10.3	¼	19.1	.032	.8
5	30H-24	⅜	9.5	⅝	20.6	⅞	11.9	⅙	22.2	.032	.8
6	30H-27	⅙	11.2	¼	19.1	⅞	10.3	¼	19.1	.048	1.2
7	30H-28	⅙	11.2	⅛	20.6	⅞	11.9	⅙	22.2	.048	1.2
8	30H-31	½	12.7	⅝	20.6	⅞	10.3	¼	19.1	.048	1.2
9	30H-38	⅝	15.7	⅜	21.4	⅞	10.3	¼	19.1	.048	1.2
10	30H-46	⅞	20.6	⅛	23.8	⅞	10.3	¼	19.1	.048	1.2
11	30H-50	⅝	7.9	1	25.4	⅞	10.3	¼	19.1	.048	1.2
12	30H-60	1⅙	36.5	1¼	31.8	⅞	10.3	¼	19.1	.048	1.2



TS-6372

No.	Part No.	A		B		C		D		E	
1	31H-12	¼	6.4	⅜	15.7	⅞	10.3	¼	19.1	.050	1.3
2	31H-19	⅜	9.5	⅜	18.2	⅞	10.3	¼	19.1	.050	1.3
3	31H-31	⅙	14.3	⅛	20.6	⅞	10.3	¼	19.1	.050	1.3
4	31H-34	⅝	15.8	⅜	21.4	⅞	10.3	¼	19.1	.050	1.3
5	31H-38	⅛	17.5	⅙	22.2	⅞	10.3	¼	19.1	.050	1.3
6	31H-46	⅞	23.8	1	25.4	⅞	10.3	¼	19.1	.050	1.3

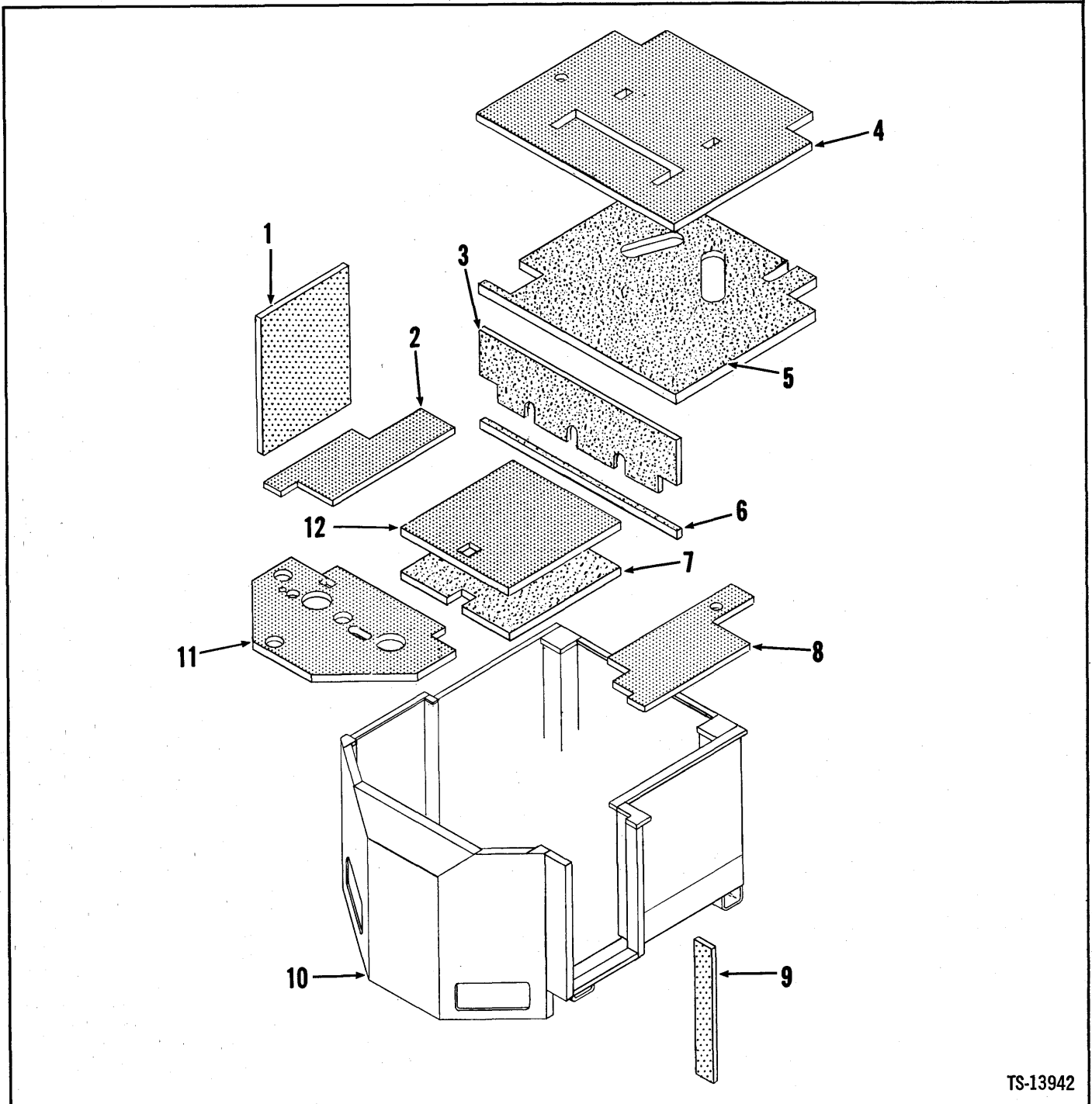
Cockpit Assembly



TS-13932

No.	Part No.	Qty.	Description
1	2509687	1	Cover
2	2506330	1	Door assy
3	25E-18	3	Washer
4	24C-620	3	Bolt
5	23E-06	3	Lockwasher
6	25E-18	2	Washer
7	24C-620	2	Bolt
8	23E-06	2	Lockwasher
9	25E-18	2	Washer
10	24C-620	2	Bolt
11	23E-06	2	Lockwasher
12	2506331	1	Plate
13	2506329	1	Angle
14	25E-18	3	Washer
15	23E-06	3	Lockwasher
16	24C-620	3	Bolt
17	2504139	1	Cockpit assy
18	18D-12	4	Nut
19	2509583	4	Mount
20	2509582	4	Sleeve
21	2509591	4	Plate

No.	Part No.	Qty.	Description
22	24C-1256	4	Bolt
23	2509583	4	Mount
24	2509584	4	Sleeve
25	25E-18	4	Washer
26	24C-620	4	Bolt
27	23E-06	4	Lockwasher
28	2509595	1	Plate
29	2509595	1	Plate
30	23E-06	4	Lockwasher
31	24C-620	4	Bolt
32	25E-18	4	Washer
33	2501805	2	Grommet
34	25E-18	2	Washer
35	23E-06	2	Lockwasher
36	24C-610	2	Bolt
37	90G-412	2	Screw
38	8E-04	2	Lockwasher
39	25E-14	2	Washer
40	24C-620	2	Bolt
41	23E-06	2	Lockwasher
42	25E-18	2	Washer



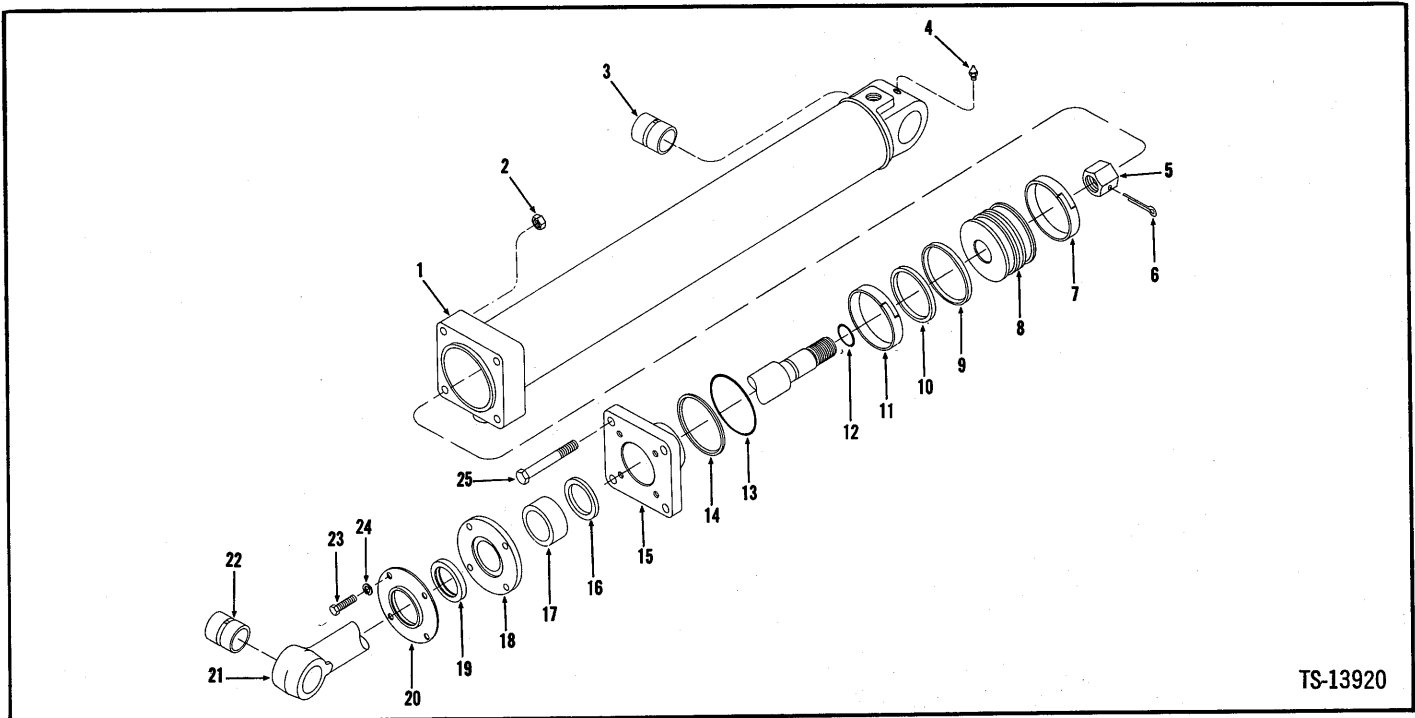
TS-13942

No.	Part No.	Qty.	Description
1	2509621	1	Foam insulation
2	2510569	1	Floormat
3	2510568	1	Insulation
4	2510572	1	Floormat
5	2510574	1	Insulation
6	949801	1	Gasket

No.	Part No.	Qty.	Description
7	2510567	1	Insulation
8	2510570	1	Floormat
9	2509590	1	Foam insulation
10	_____	1	Cockpit
11	2510573	1	Floormat front
12	2510571	1	Floormat

¹See Index
² ft.

Cylinder Assembly, Boom – 4.5" (114,3 mm)



TS-13920

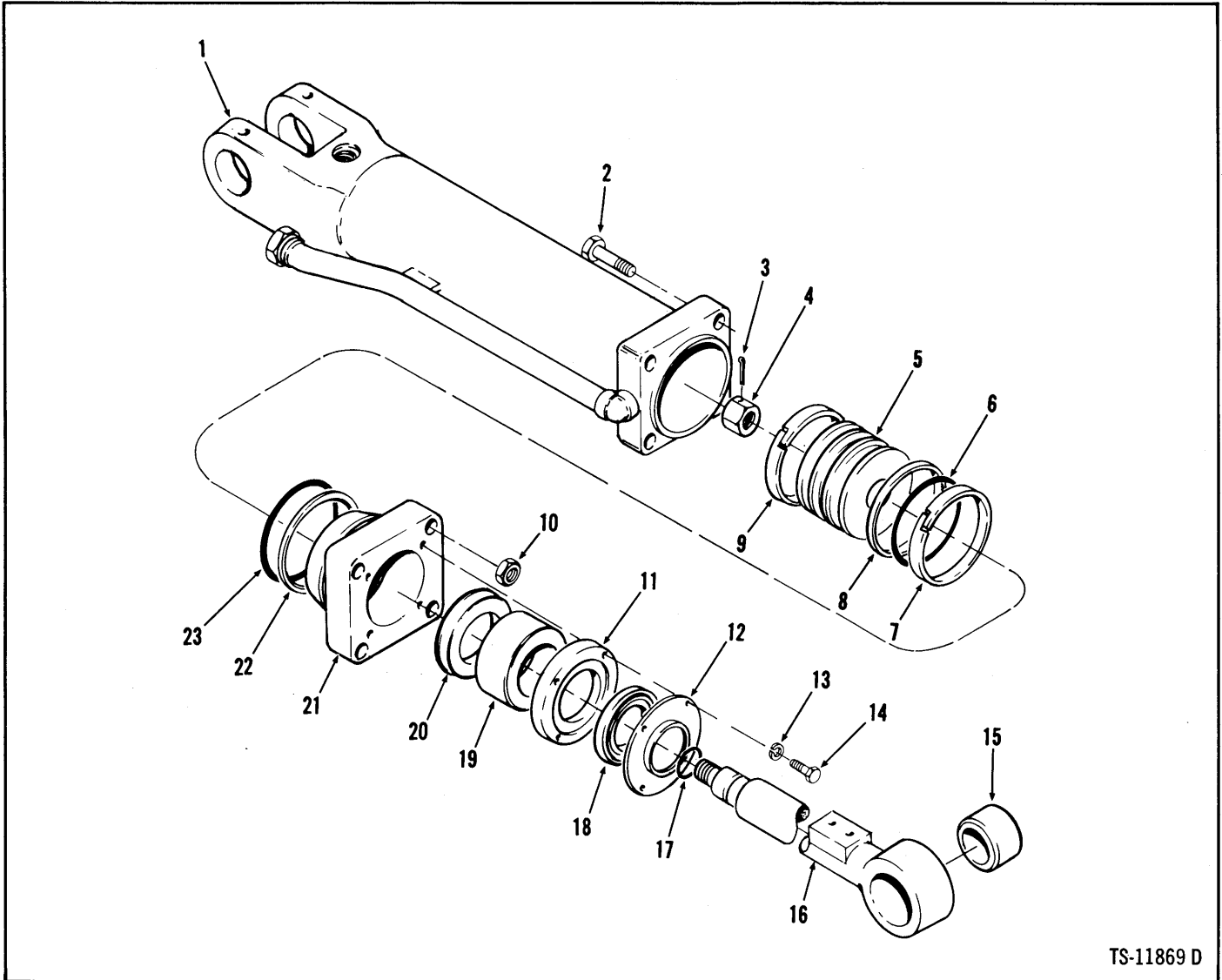
No.	Part No.	Qty.	Description
A	^{1,2} 3980095	2	Cylinder assy
1	3980096	1	Cylinder
2	180-08	4	Nut
3	3980101	1	Bushing
4	10H-25	1	Fitting grease
5	1519948	1	Nut
6	1F-844	1	Pin cotter
7	1523263	1	Wear ring
8	1503026	1	Piston
9	1536073	1	Outer ring
10	1503464	1	Inner ring
11	1523263	1	Wear ring
12	25K-40112	1	O-ring
13	1512904	1	O-ring
14	³ 3950716	1	Ring back-up
14A	[†] 73K-244	1	Ring back-up
15	3980104	1	Cap
16	3980105	1	Seal
17	3980106	1	Sleeve
18	3980107	1	Gland
19	587250	1	Wiper seal
20	550089	1	Retainer
21	⁴ 2500614	1	Rod assy
22	1519949	1	Bushing
23	18C-620	4	Bolt
24	4E-06	4	Lockwasher
25	18C-856	4	Bolt

¹Inc. 1→3, 5→25

²2 used per machine. Quantities listed are for 1.

³Optional

⁴Inc. 22



TS-11869 D

No.	Part No.	Qty.	Description
A	3980108	1	Cylinder assy RH
B	3980125	1	Cylinder assy LH
1	3980109	1	Cylinder RH
1A	3980126	1	Cylinder LH
2	24C-868	4	Bolt
3	18C-436	1	Bolt
3A	†64D-04	1	Nut
4	1535960	1	Nut
5	1503639	1	Piston
6	1503629	1	Inner ring
7	1530264	1	Wear ring
8	1503631	1	Outer ring
9	1530264	1	Wear ring
10	68D-08	4	Nut
11	3980123	1	Retainer

No.	Part No.	Qty.	Description
12	3980124	1	Retainer
13	4E-06	4	Lockwasher
14	18C-616	4	Bolt
15	3980068	1	Bushing
16	32500738	1	Rod assy RH
16A	32500737	1	Rod assy LH
17	25K-40104	1	O-ring
18	3970123	1	Seal
19	3980122	1	Gland
20	3980121	1	Seal
21	3980120	1	Cap
22	3980192	1	Ring back-up
22A	†73K-236	1	Ring back-up
23	1512901	1	O-ring

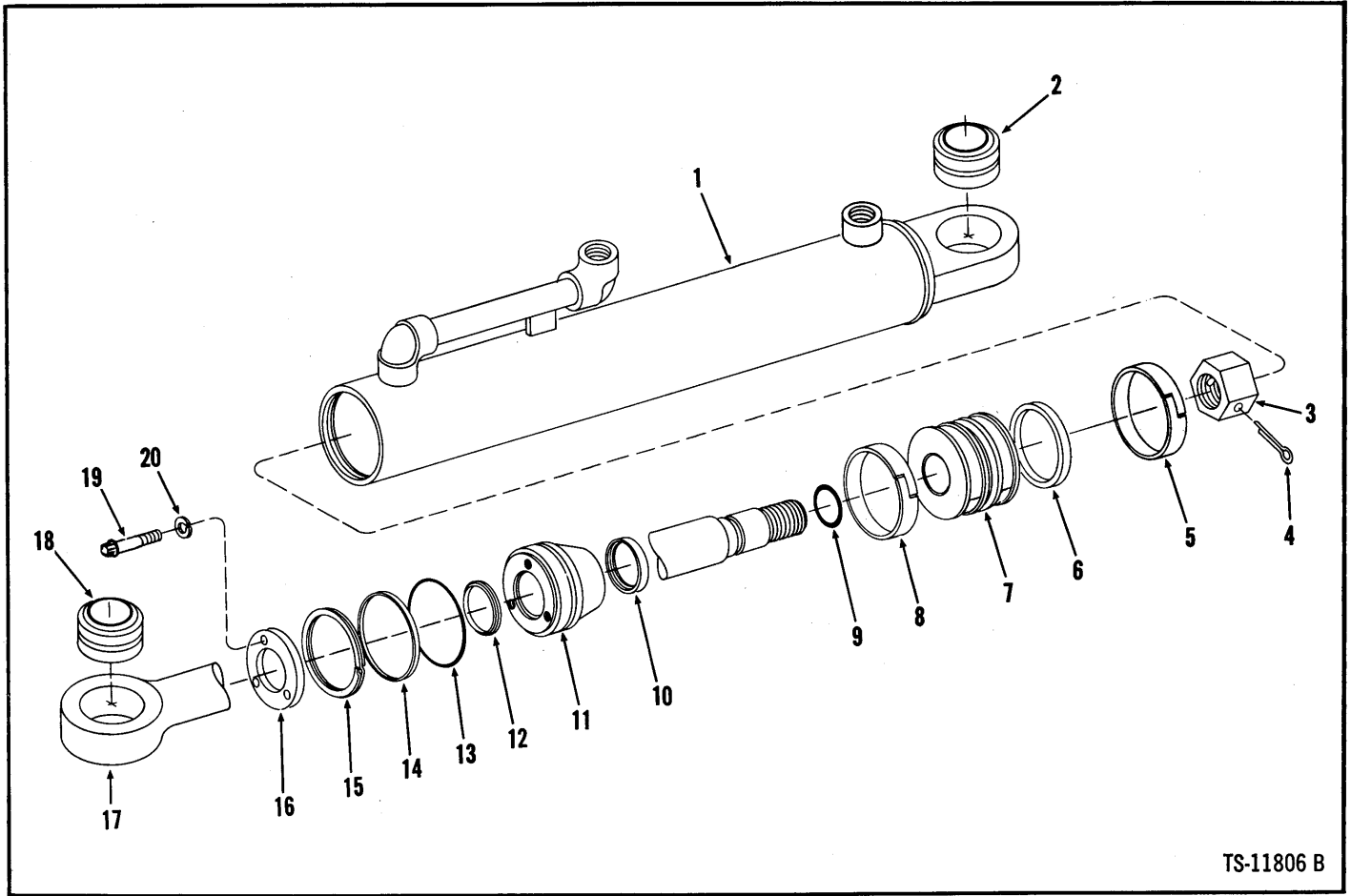
†Inc. 1, 2→16, 17→23

‡Inc. 1A, 2→15, 16A→23

§Inc. 15

¶Optional

Cylinder Assembly, Steering – 2.5" (63.5 mm)



TS-11806 B

No.	Part No.	Qty.	Description
A	^{1,2} 3980906	2	Cylinder assembly
1	3980908	1	Cylinder
2	669928	1	Bushing
3	2500079	1	Nut
4	1F-428	1	Pin cotter
5	3980141	1	Wear ring
6	1524560	1	Seal
7	3980913	1	Piston
8	3980141	1	Wear ring
9	58K-210	1	O-ring
10	713286	1	T-ring
11	3980911	1	Cap
12	3980839	1	Wiper seal
13	1306625	1	O-ring
14	² 3950711	1	Ring back-up
14A	¹ 532948	1	Ring back-up
15	2506408	1	Ring snap
16	3980916	1	Retainer
17	3980907	1	Rod
18	669928	1	Bushing
19	93G-512	3	Bolt
20	4E-05	3	Lockwasher

¹Inc. 1→20

²used per machine. Quantities listed are for 1.

³Optional

()

()

()

()

()

()

()

Group E

- Electrical Lights & Instrument PanelE3
- Electrical SystemE5
- Electrical Wiring & Battery CablesE7
- Electrical Wiring Color CodeE9
- Engine AccessoriesE10
- Engine Air Cleaner & ConnectionsE11
- Engine & Transmission MountingsE13
- Engine ControlsE15
- Engine ExhaustE16

(

(

(

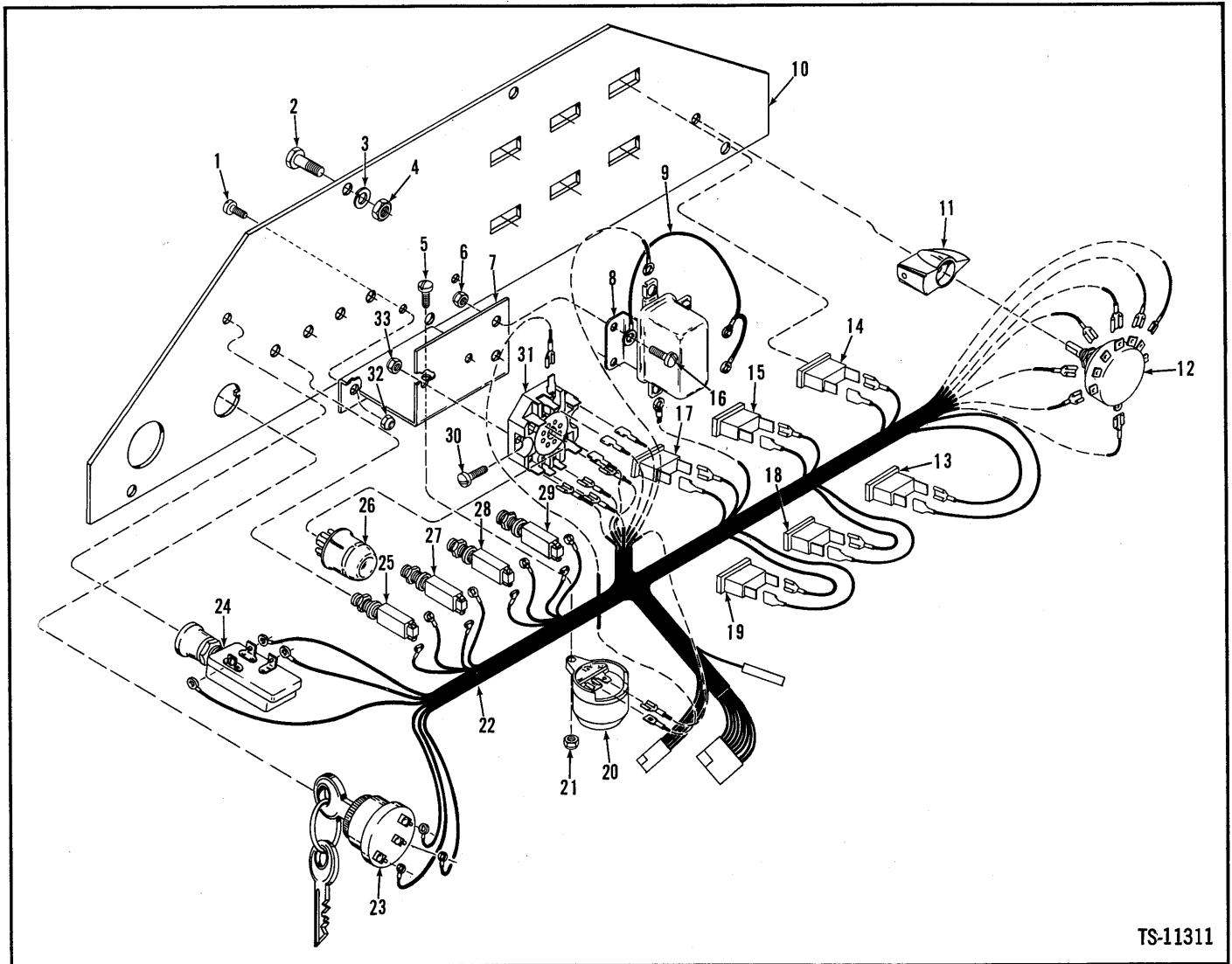
(

(

(

(

Electrical Lights & Instrument Panel

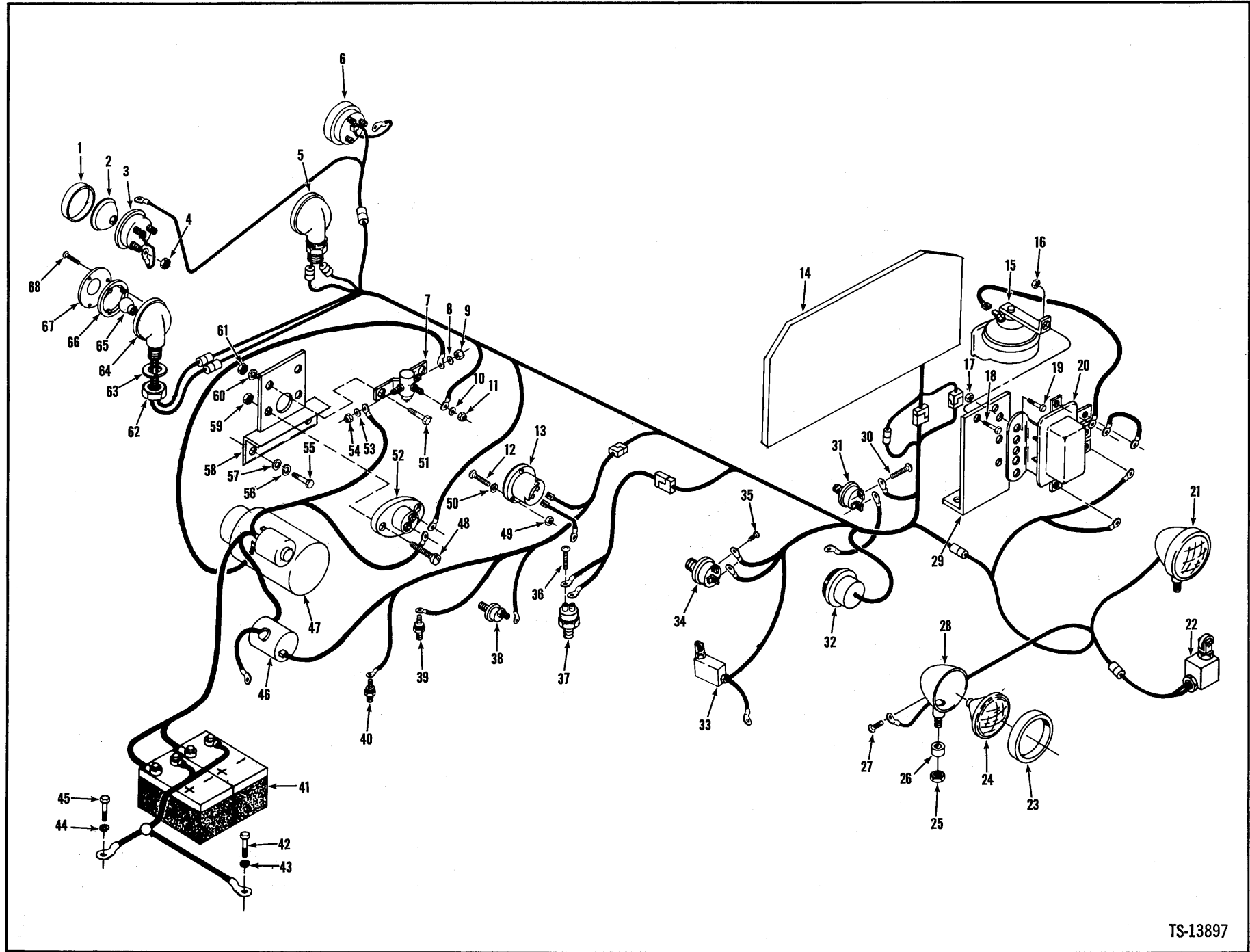


TS-11311

No.	Part No.	Qty.	Description
1	89G-410	2	Screw
2	23C-408	5	Bolt
3	4E-04	5	Lockwasher
4	25E-14	5	Washer
5	86G-1010	1	Screw
6	17D-01	2	Nut
7	2506688	1	Bracket
8	1632311	1	Relay
9	2506763	1	Harness
10	2505667	1	Inst panel
11	2505401	1	Knob
12	2505402	1	Switch
13	2505349	1	Light park brake
14	2505349	1	Light eng oil press
15	2505349	1	Light air press
16	89G-410	2	Screw
17	2505349	1	Light generator

No.	Part No.	Qty.	Description
18	2505349	1	Light eng temp
19	2505349	1	Light conv temp
20	2503709	1	Buzzer
21	50D-10	1	Nut
22	2506765	1	Harness
23	1515065	1	Switch starter
24	1513544	1	Switch light
25	² 1513546	1	Circ brkr buck level
26	2506494	1	Diode module
27	² 1513546	1	Circ brkr warn light
28	³ 1516648	1	Circuit breaker horn
29	⁴ 2503216	1	Circ brkr lights
30	86G-1010	2	Screw
31	2506492	1	Diode base
32	17D-1	2	Nut
33	51D-10	2	Nut

²1 Amp.
³5 Amp.
⁴35 Amp.



Electrical System



No.	Part No.	Qty.	Description
1	² 946389	2	Retnr back-up light
1A	³ 949357	2	Retnr back-up light
2	944907	2	Sealed unit
3	§ ⁴ _____	2	Housing
3A	†953310	2	Screw
4	50D-10	6	Nut
5	⁵ 1545134	2	Light stop & tail
6	⁶ 546921	2	Light back-up
7	⁷ 551530	1	Switch
8	23E-05	2	Lockwasher
9	62D-05	2	Nut
10	17E-8	1	Lockwasher
11	12D-8	2	Nut
12	85G-610	1	Screw
13	1743825	1	Hourmeter kit
14	1_____	1	Inst panel
15	885083	1	Horn
16	18D-05	4	Nut
17	50D-10	3	Nut
18	24C-516	4	Bolt
19	85G-1008	3	Screw
20	647310	1	Horn relay
21	⁸ 547529	2	Headlight assy
22	308031	1	Switch limit
23	² 946389	2	Retainer headlight
23A	³ 949357	2	Retainer headlight
24	944907	2	Sealed unit
25	17D-06	2	Nut
26	652448	2	Spacer
27	953310	2	Screw
28	§ ⁹ _____	2	Housing light
29	3950689	1	Bracket
30	85G-804	2	Screw
31	¹⁰ 1537354	1	Switch low air
32	5200219	1	Horn button kit
33	3951644	1	Switch prk brk light

No.	Part No.	Qty.	Description
34	¹¹ 636260	1	Switch stop light
35	85G-1004	2	Screw
36	85G-1004	2	Screw
37	¹² 229729	1	Switch neutral start
38	1513841	1	Switch eng oil press
39	1513839	1	Switch conv temp
40	1767969	1	Switch eng temp
41	1310121	2	Battery
42	24C-610	1	Bolt
43	5E-06	1	Lockwasher
44	5E-06	1	Lockwasher
45	24C-610	1	Bolt
46	¹ _____	1	Generator
47	1_____	1	Starter
48	85G-1218	2	Screw
49	50D-6	3	Nut
50	12E-6	3	Lockwasher
51	24C-412	2	Bolt
52	6001501	1	Breaker circuit
53	23E-05	2	Lockwasher
54	62D-05	2	Nut
55	23C-616	2	Bolt
56	4E-06	2	Lockwasher
57	25E-17	2	Washer
58	2505986	1	Bracket
59	50D-12	2	Nut
60	25E-13	2	Washer
61	18D-04	2	Nut
62	18D-08	2	Nut
63	4E-08	2	Lockwasher
64	§ ¹³ _____	2	Housing
65	942746	2	Bulb
66	§ ¹⁴ _____	2	Gasket
67	¹⁵ 990774	2	Lens kit
68	65G-610	6	Screw

¹See Index

²For "John W. Hobbs"

³For "Guide Lamp"

⁴See 6

⁵Inc. 64, 65, 66, 67, 68

⁶Inc. 1, 2, 3

⁷Inc. 8, 9, 10, 11, 53, 54

⁸Inc. 23, 24, 27, 28

⁹See 21

¹⁰Inc. 30

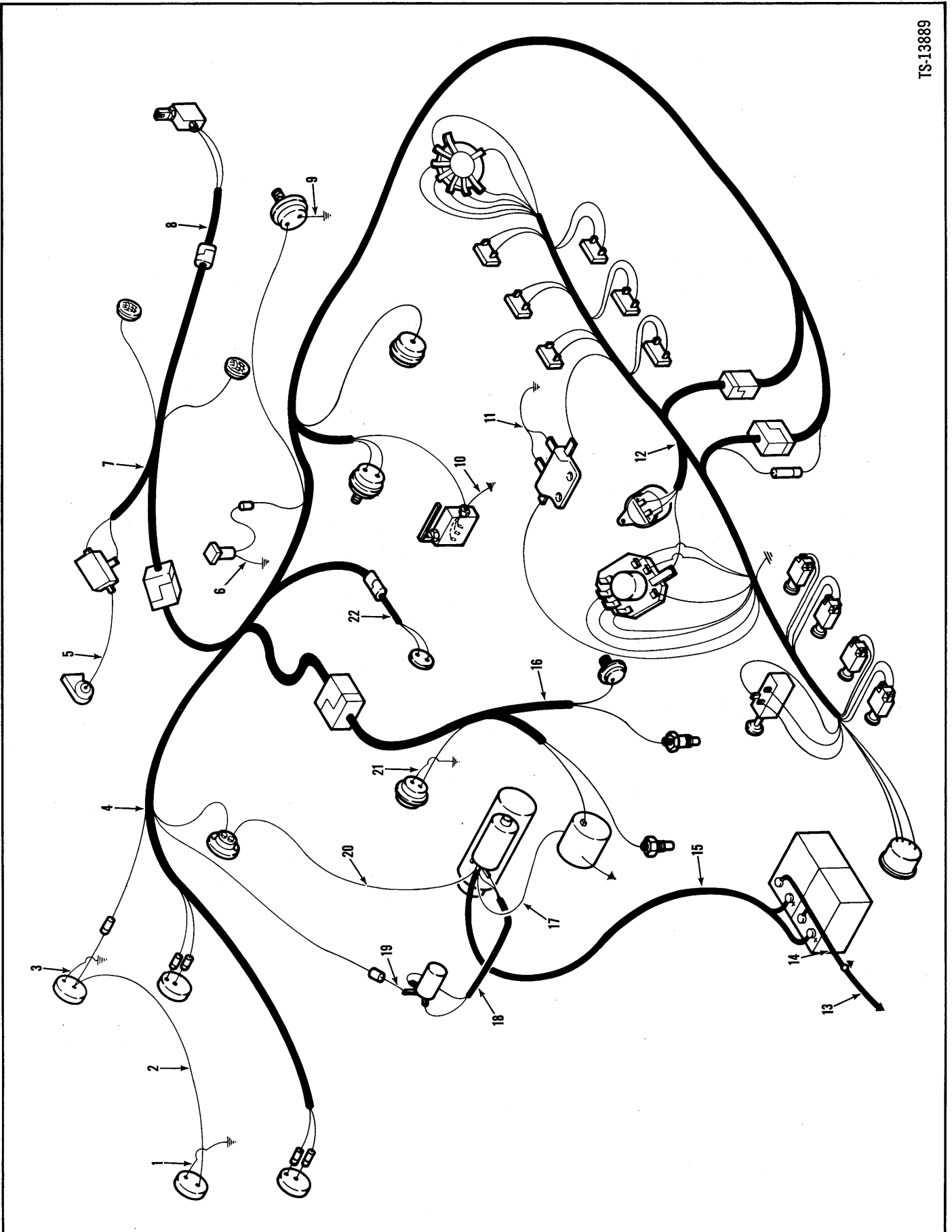
¹¹Inc. 35

¹²Inc. 36

¹³See 5

¹⁴See 67

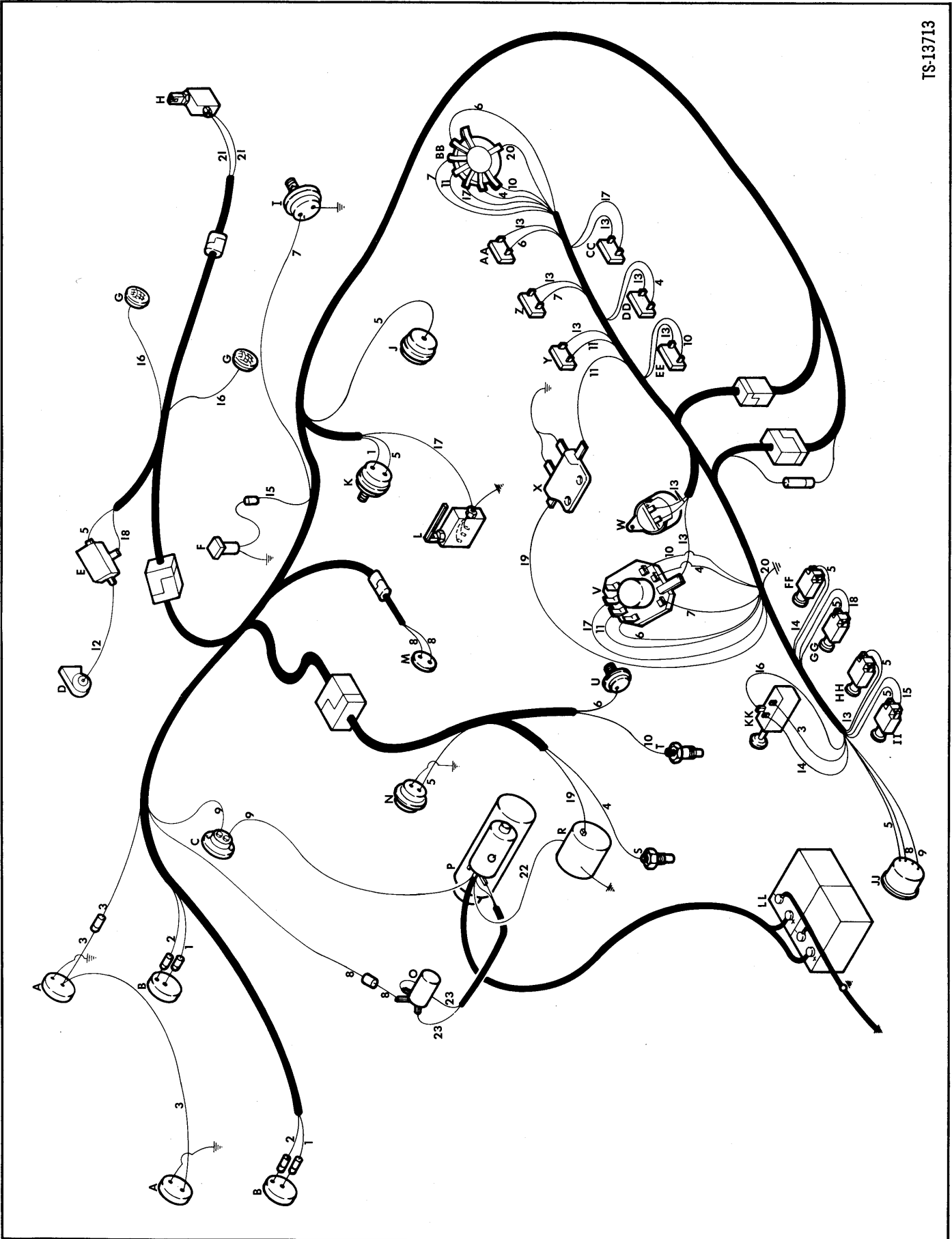
¹⁵Inc. 66, 68



Electrical Wiring & Battery Cables



No.	Part No.	Qty.	Description
1	1515900	1	Wire
2	2505930	1	Wire
3	1515900	1	Wire
4	2505932	1	Harness
5	557438	1	Wire
6	2501768	1	Wire
7	2505937	1	Harness
8	2501747	1	Harness
9	1549382	1	Wire
10	1515900	1	Wire
11	2506763	1	Harness
12	2506765	1	Harness
13	532549	1	Cable
14	2501773	1	Cable
15	2501782	1	Cable
16	2505931	1	Harness
17	2501770	1	Wire
18	1530361	1	Harness
19	2502762	1	Wire
20	2501434	1	Wire
21	558960	1	Wire
22	1544144	1	Wire



Electrical Wiring Color Code



Ref. No., Color	Color Code
1. Tan	Stoplights to Stoplight Switch
2. Yellow	Tail Lights to Instrument Panel Plug (Joins Pink)
3. Dark Blue	Rear Floodlamps to Light Switch
4. Brown	Engine Temp. Sender to Engine Temp. Warning Light, Diode Block & Test Switch
5. Red & White	Ignition Switch to Circuit Breakers, Hourmeter & Switches
6. Dark Green	Engine Oil Press. Sender to Engine Oil Press. Warning Light, Diode Block & Test Switch
7. Light Green	Air Press. Sender to Air Press. Warning Light, Diode Block & Test Switch
8. White	Ignition Switch to Neutral Start Switch to Starter Relay
9. Red #10	Ignition Switch to 70 Amp. Circuit Breaker to Starter Solenoid
10. Grey	Converter Temp. Sender to Converter Temp. Warning Light, Diode Block & Test Switch
11. Purple & White	Generator Relay to Generator Warning Light, Diode Block & Test Switch
12. Black	Horn Relay to Horn
13. Purple	1 Amp. Circuit Breaker to Warning Lights, Buzzer & Diode Block
14. Violet	35 Amp. Circuit Breaker to Light Switch
15. Pink & Black	1 Amp. Circuit Breaker to Bucket Leveler Plug (Joins Optional) & Bucket Leveler Plug to Bucket Leveler Solenoid
16. Pink	Light Switch to Headlamps
17. Black & White	Parking Brake Switch to Parking Brake Warning Light, Diode Block & Test Switch
18. Light Blue	5 Amp. Circuit Breaker to Horn Relay
19. Purple & Black	Generator to Generator Relay
20. Black	Test Switch to Ground
21. Optional	Bucket Leveler Switch to Bucket Leveler Plug (Joins Pink & Black)
22. Red	Generator to Starter Solenoid
23. Black	Starter Relay to Starter Solenoid

A	Rear Flood Lamps	T	Converter Temperature Sender
B	Stop & Tail Lamps	U	Engine Oil Pressure Sender
C	70 A Circuit Breaker	V	Diode Block
D	Horn	W	Buzzer
E	Horn Relay	X	Generator Relay
F	Bucket Leveler Solenoid	Y	Generator Warning Light
G	Head Lamps	Z	Air Press. Warning Light
H	Bucket Leveler Switch	AA	Engine Oil Press. Warning Light
I	Low Air Pressure Switch	BB	Test Switch
J	Horn Switch	CC	Parking Brake Warning Light
K	Stoplight Switch	DD	Engine Temp. Warning Light
L	Parking Brake Switch	EE	Converter Temp. Warning Light
M	Neutral Start Switch	FF	35 Amp. Circuit Breaker
N	Hourmeter	GG	5 Amp. Circuit Breaker
O	Starter Relay	HH	1 Amp. Circuit Breaker
P	Starter	II	1 Amp. Circuit Breaker
Q	Starter Solenoid	JJ	Ignition Switch
R	Generator	KK	Light Switch
S	Engine Temperature Sender	LL	Batteries



Engine Accessories

All orders for engine assembly or components thereof should be placed with the nearest G.M. Diesel Distributor. To obtain proper items, it is necessary to provide your engine model, serial number and necessary group type number for the equipment required. This data is stamped on the options and accessories plate on the rocker cover of engine.

No.	Part No.	Qty.	Description
1	2.7 _____	1	Generator
2	3.7 _____	1	Starter
3	4.7 _____	1	Air Compressor
4	5.7 _____	1	Fan

²Delco Remy 1100081

³Delco Remy 1113089

⁴G.M. 5145615

⁵G.M. 5140100

Engine Belts

No.	Part No.	Qty.	Description
5	⁶ 2506067	1	Belt generator
6	^{6,7} 1737557	1	Belt fan

⁶Matched Set of 2

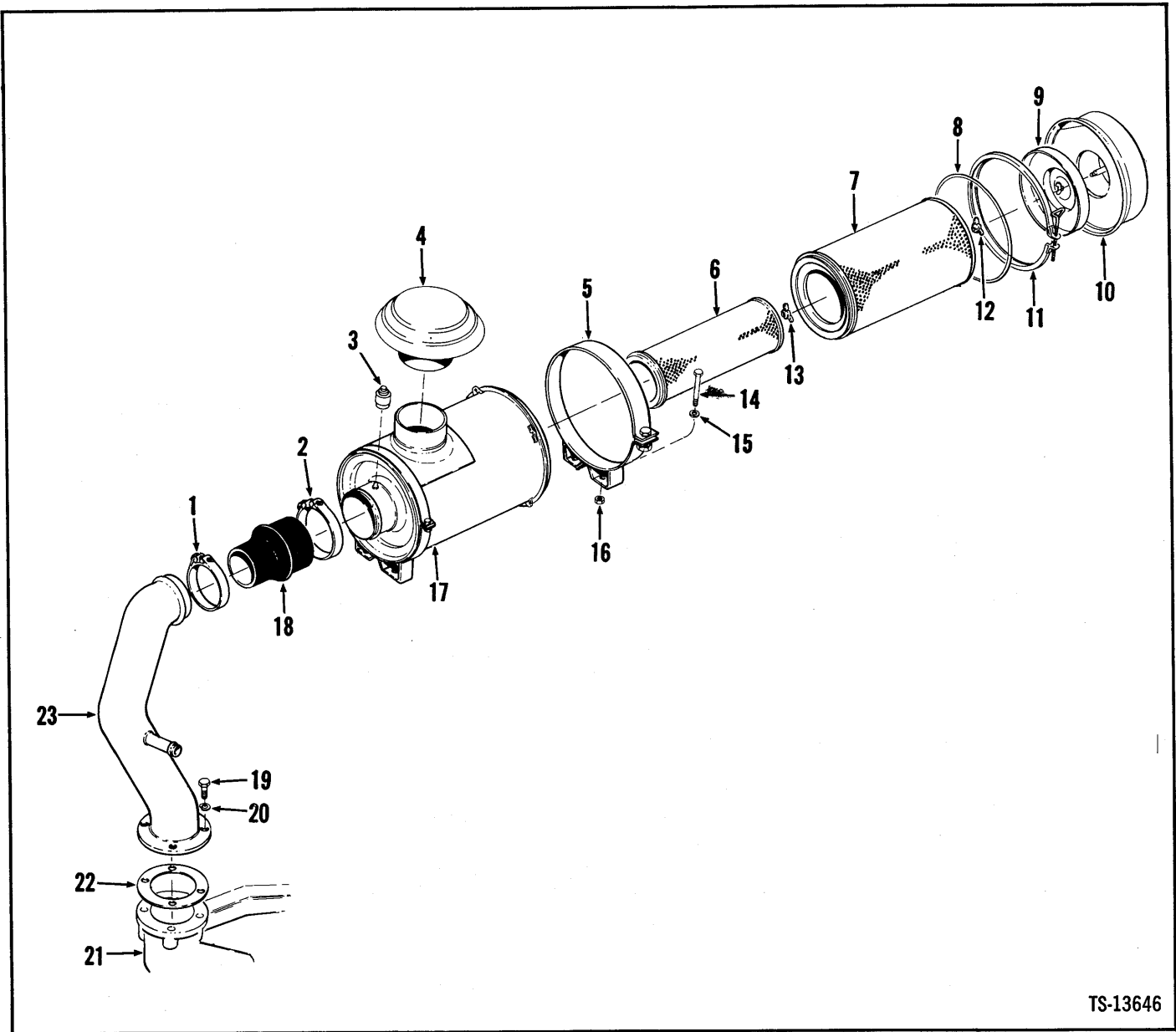
Engine & Hydraulic System – Filter Replacement Elements

No.	Part No.	Qty.	Description
7	993688	1	Element air cleaner
8	993689	1	Element Air clnr safety
9	⁷ 215502	1	Element lube oil
10	⁷ 945444	1	Element primary fuel
11	⁷ 945443	1	Element secondary fuel
12	1530600	1	Element rsrv press

⁷The listed accessory items are furnished by the engine manufacturer. Specifications on these items are subject to change without notice. It is, therefore, recommended that complete model, specifications and serial number of the engine be provided when ordering these parts.

Engine Air Cleaner & Connections

MICHIGAN

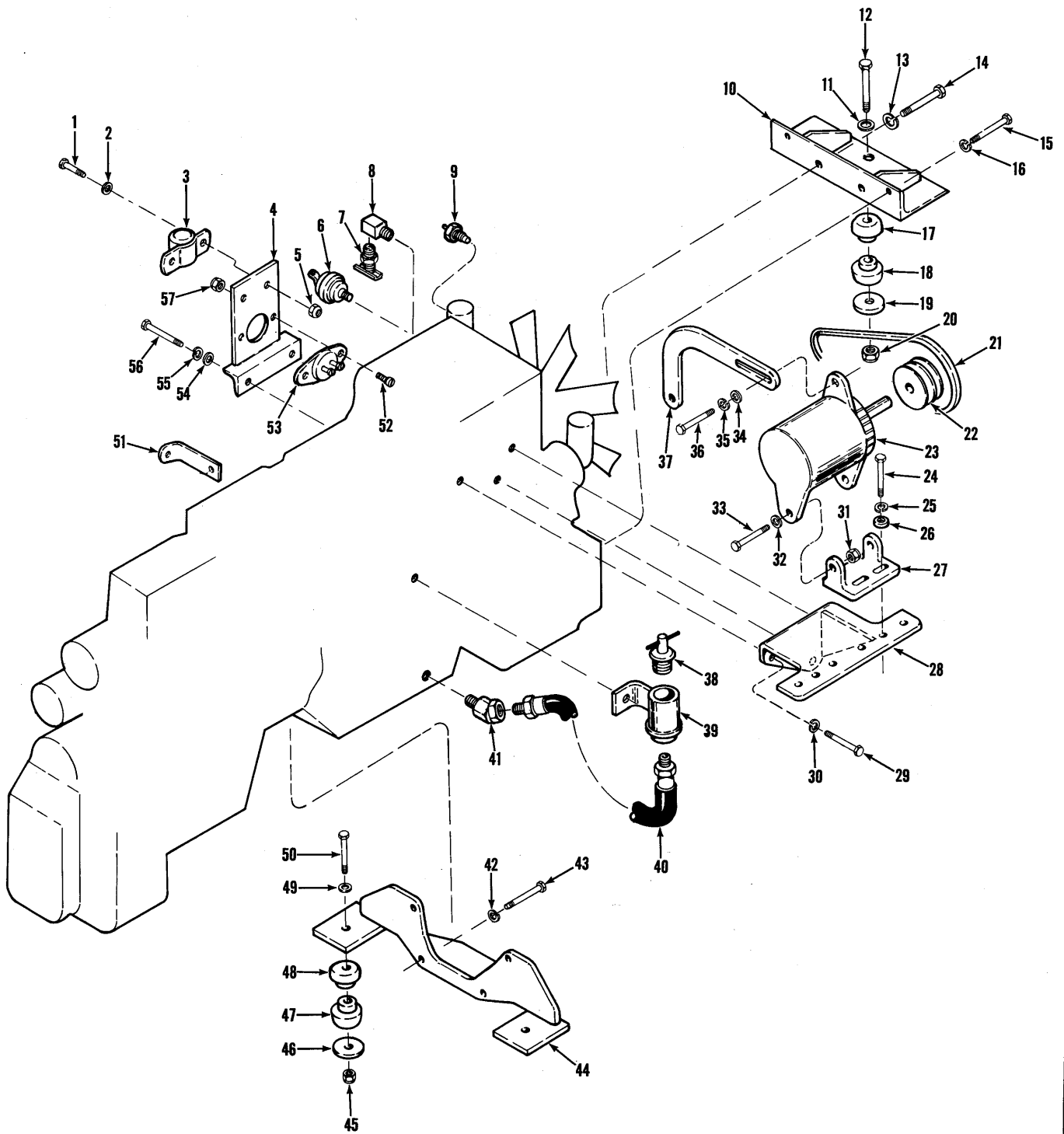


TS-13646

No.	Part No.	Qty.	Description
A	'3151161	1	Air cleaner assy
1	539042	1	Clamp
2	1503862	1	Clamp
3	1529625	1	Service indicator
4	1523149	1	Cap
5	941474	2	Band
6	993689	1	Elem air clnr safety
7	993688	1	Element air cleaner
8	892833	1	O-ring
9	947838	1	Baffle
10	3291311	1	Cup
11	945060	1	Clamp
12	3292703	1	Nut

No.	Part No.	Qty.	Description
13	3292703	1	Nut
14	24C-612	4	Bolt
15	25E-18	4	Washer
16	18D-06	4	Nut
17	§ ² -----	1	Body
18	1522451	1	Hose
19	23C-512	4	Bolt
20	4E-05	4	Lockwasher
21	§ ³ -----	1	Engine
22	527096	1	Gasket
23	2504312	1	Tube
24	†960443	1	Marking

¹Incl. 6 → 13, 17, 24
²See A
³See Engine Manual



TS-13741

Engine & Transmission Mountings

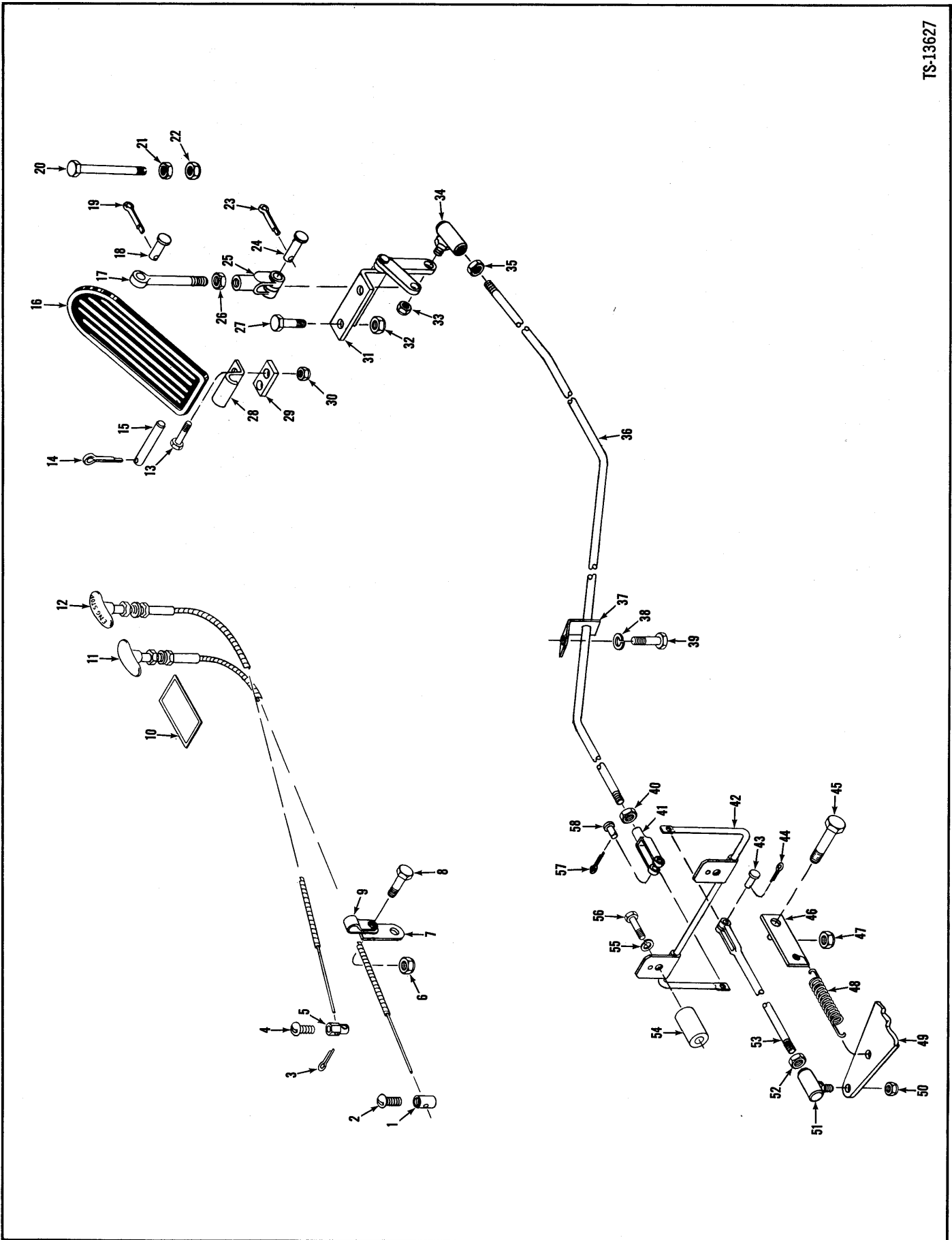


No.	Part No.	Qty.	Description
1	24C-412	2	Bolt
2	25E-13	2	Washer
3	551530	1	Solenoid
4	2505986	1	Bracket
5	18D-04	2	Nut
6	1513841	1	Sender eng oil press
7	72F-3	1	Draincock
8	29F-2	1	Elbow
9	1767969	1	Sender eng temp
10	2504326	1	Engine mount
11	25E-27	1	Washer
12	24C-1272	1	Bolt
13	4E-07	2	Lockwasher
14	23C-720	2	Bolt
15	23C-656	2	Bolt
16	4E-06	2	Lockwasher
17	1529027	1	Mount
18	1529027	1	Mount
19	2503001	1	Washer
20	18D-12	1	Nut
21	² 2506067	1	Belt
22	2505619	1	Pulley
23	¹ _____	1	Generator
24	23C-624	2	Bolt
25	4E-06	2	Lockwasher
26	616783	2	Spacer
27	2505984	1	Bracket
28	2505518	1	Bracket
29	23C-620	3	Bolt

No.	Part No.	Qty.	Description
30	4E-06	3	Lockwasher
31	18D-08	2	Nut
32	25E-21	2	Washer
33	18C-832	2	Bolt
34	25E-21	1	Washer
35	4E-08	1	Lockwasher
36	23C-816	1	Bolt
37	2505208	1	Bracket
38	2505713	1	Cap
39	2506363	1	Filler cap assy
40	582480	1	Hose
41	528948	1	Adapter union
42	4E-12	4	Lockwasher
43	23C-1232	4	Bolt
44	2503512	1	Mount transm
45	18D-12	2	Nut
46	2503001	2	Washer
47	1529027	2	Mount
48	1529027	2	Mount
49	25E-27	2	Washer
50	24C-1272	2	Bolt
51	2506681	1	Bracket
52	85G-1218	2	Bolt
53	6001501	1	Breaker circuit
54	25E-17	2	Washer
55	4E-06	2	Lockwasher
56	23C-616	2	Bolt
57	50D-12	2	Nut

¹See Index

²Matched Set of Two



Engine Controls

MICHIGAN

No.	Part No.	Qty.	Description
1	1523210	1	Connector
2	85G-808	1	Screw
3	1F-208	1	Pin cotter
4	86G-1008	1	Screw
5	1523209	1	Connector
6	18D-06	1	Nut
7	2506509	1	Bracket
8	24C-616	1	Bolt
9	30H-16	2	Clip
10	1-----	1	Decal emergency stop
11	1520190	1	Engcy stop cable
12	1520193	1	Eng stop cable
12A	†30H-16	1	Clip
13	24C-416	2	Bolt
14	1F-316	1	Pin cotter
15	623762	1	Pin
16	623829	1	Pedal
17	550619	1	Rod
18	4F-04051	1	Pin
19	1F-207	1	Pin cotter
20	24C-432	1	Bolt
21	8D-04	1	Nut
22	18D-04	1	Nut
23	1F-207	1	Pin cotter
24	4F-04051	1	Pin
25	2J-4200	1	Clevis
26	8D-04	1	Nut
27	24C-412	2	Bolt
28	1544695	1	Bracket
29	572556	1	Spacer

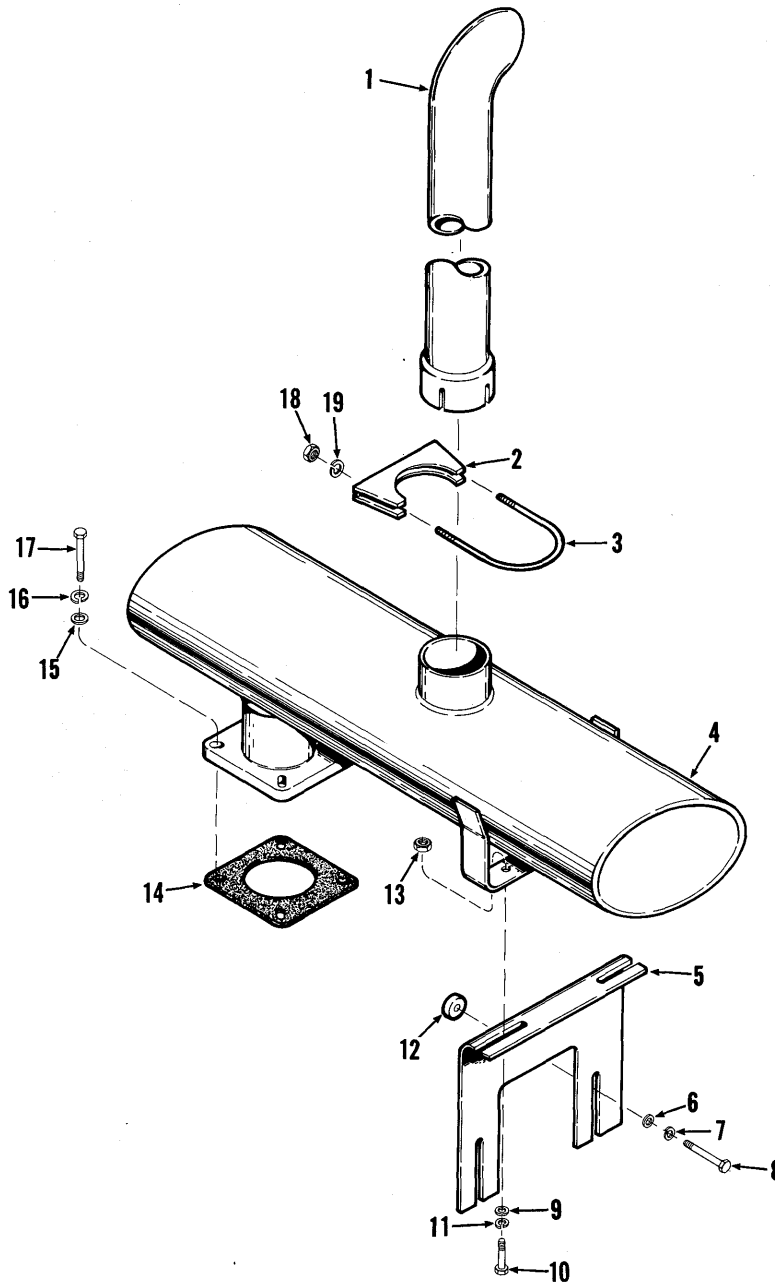
No.	Part No.	Qty.	Description
30	18D-04	2	Nut
31	3980430	1	Bellcrank assy
32	18D-04	2	Nut
33	66D-04	1	Nut
34	1306167	1	Ball joint
35	8D-04	1	Nut
36	² 2506057	1	Rod assy
37	2506190	1	Support
38	4E-06	1	Lockwasher
39	24C-616	1	Bolt
40	8D-04	1	Nut
41	2J-4200	1	Clevis
42	2506083	1	Link
43	4E-05062	1	Pin
44	1F-216	1	Pin cotter
45	24C-632	1	Bolt
46	2506476	1	Bracket
47	18D-06	1	Nut
48	551090	1	Spring
49	³ -----	1	Engine
50	18D-05	1	Nut
51	1301361	1	Ball joint
52	8D-05	1	Nut
53	⁴ 2505894	1	Rod assy
54	555680	2	Spacer
55	4E-06	2	Lockwasher
56	23C-688	2	Bolt
57	1F-216	1	Pin cotter
58	4F-05062	1	Pin

¹See Index

²Inc. 34, 35, 40, 41

³See Engine Manual

⁴Inc. 51, 52



TS-13680

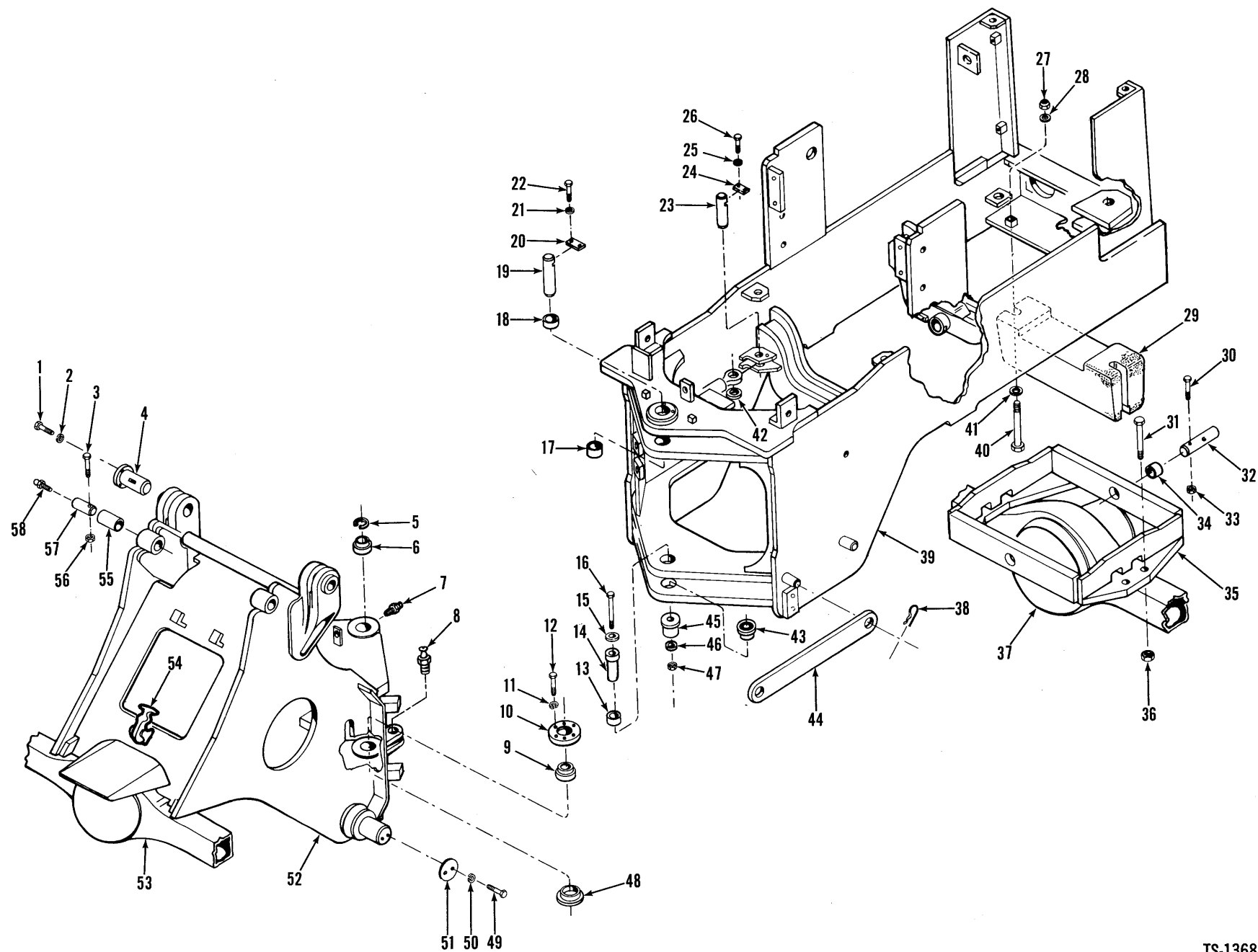
No.	Part No.	Qty.	Description
1	2505933	1	Tail pipe
2	556289	1	Clamp
3	§ ³ -----	1	U-bolt
4	2504379	1	Muffler
5	2504662	1	Support
6	25E-18	2	Washer
7	4E-06	2	Lockwasher
8	23C-624	2	Bolt
9	25E-16	2	Washer
10	24C-520	2	Bolt

No.	Part No.	Qty.	Description
11	4E-05	2	Lockwasher
12	2506289	2	Washer
13	62D-05	2	Nut
14	509303	1	Gasket
15	25E-18	4	Washer
16	4E-06	4	Lockwasher
17	23C-620	4	Bolt
18	§ ³ -----	2	Nut
19	§ ³ -----	2	Lockwasher

²Incl. 3, 18, 19
³See 2

Group F

Frame Front & RearF3
Fuel Tank & LinesF4



Frame, Front & Rear

MICHIGAN

No.	Part No.	Qty.	Description
1	23C-1022	2	Bolt
2	4E-10	2	Lockwasher
3	18C-872	2	Bolt
4	3980204	2	Pin
5	663724	1	Ring
6	1574466	1	Bushing
7	11H-15	2	Fitting grease
8	12H-15	2	Fitting grease
9	1574466	1	Bushing
10	3980218	1	Cap
11	4E-06	6	Lockwasher
12	18C-620	6	Bolt
13	3980771	1	Bushing
14	2506495	1	Pin
15	3980216	1	Washer
16	18C-12120	1	Bolt
17	3980766	1	Bushing
18	3980766	1	Bushing
19	3980208	1	Pin
20	3980211	1	Lockplate
21	4E-08	2	Lockwasher
22	24C-816	2	Bolt
23	3980219	4	Pin
24	3980221	4	Lockplate
25	4E-06	8	Lockwasher
26	18C-614	8	Bolt
27	68D-12	2	Nut
27A	² 18D-12	4	Nut
28	25E-27	2	Washer
28A	² 25E-28	4	Washer
29	3981138	1	Counterweight
29A	² 2501156	2	Counterweight
30	24C-856	2	Bolt

No.	Part No.	Qty.	Description
31	18C-12144	8	Bolt
32	3980823	2	Pin
33	18D-08	2	Nut
34	3980792	2	Bushing
35	³ 3980818	1	Cradle assy axle
36	68D-12	8	Nut
37	¹ _____	1	Axle assy — rear
38	3960829	2	Pin set
39	⁴ 2504271	1	Frame — rear
39A	[†] 2501057	2	Step plate
40	24C-12136	2	Bolt
40A	² 24C-12160	4	Bolt
41	25E-27	2	Washer
41A	² 25E-28	4	Washer
42	3980220	4	Spacer
43	3980772	1	Bushing
44	3980223	1	Link
45	3980213	1	Plate
46	3980216	1	Washer
47	68D-12	1	Nut
48	2506481	1	Spacer
49	23C-820	4	Bolt
50	4E-08	4	Lockwasher
51	3980207	2	Plate
52	2506165	1	Frame — front
53	¹ _____	1	Axle assy — front
54	1545622	1	Latch assy
55	3980103	2	Bushing
56	18D-08	2	Nut
57	3980222	2	Pin
58	10H-25	2	Fitting grease
59	^{†2} 2501179	1	Counterweight kit

¹See Index

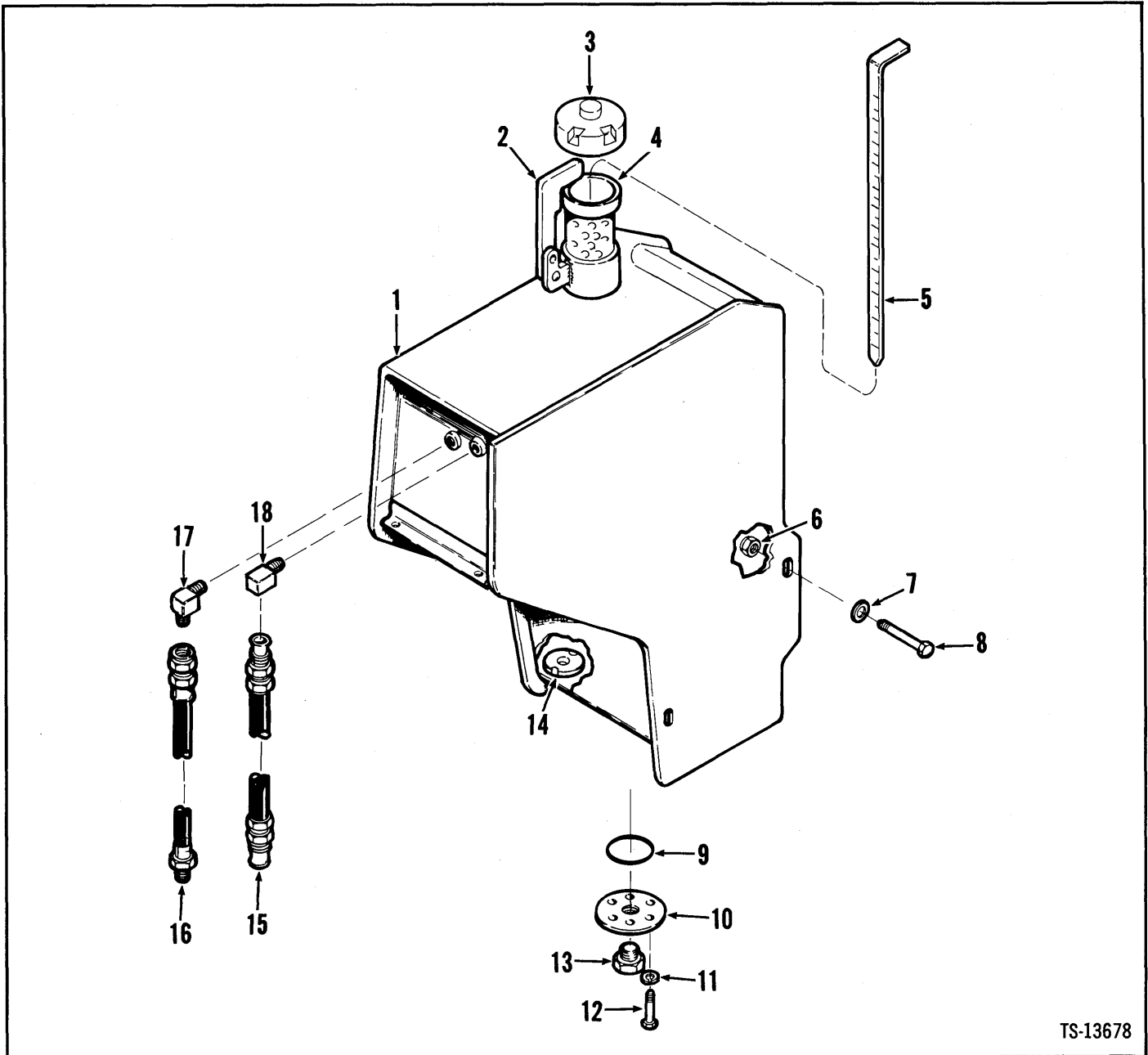
²Optional in lieu of Hydro

³inc. 34

⁴inc. 12, 17, 18, 43

⁵inc. 55

⁶inc. 27A, 28A, 29A, 39A, 40A, 41A



TS-13678

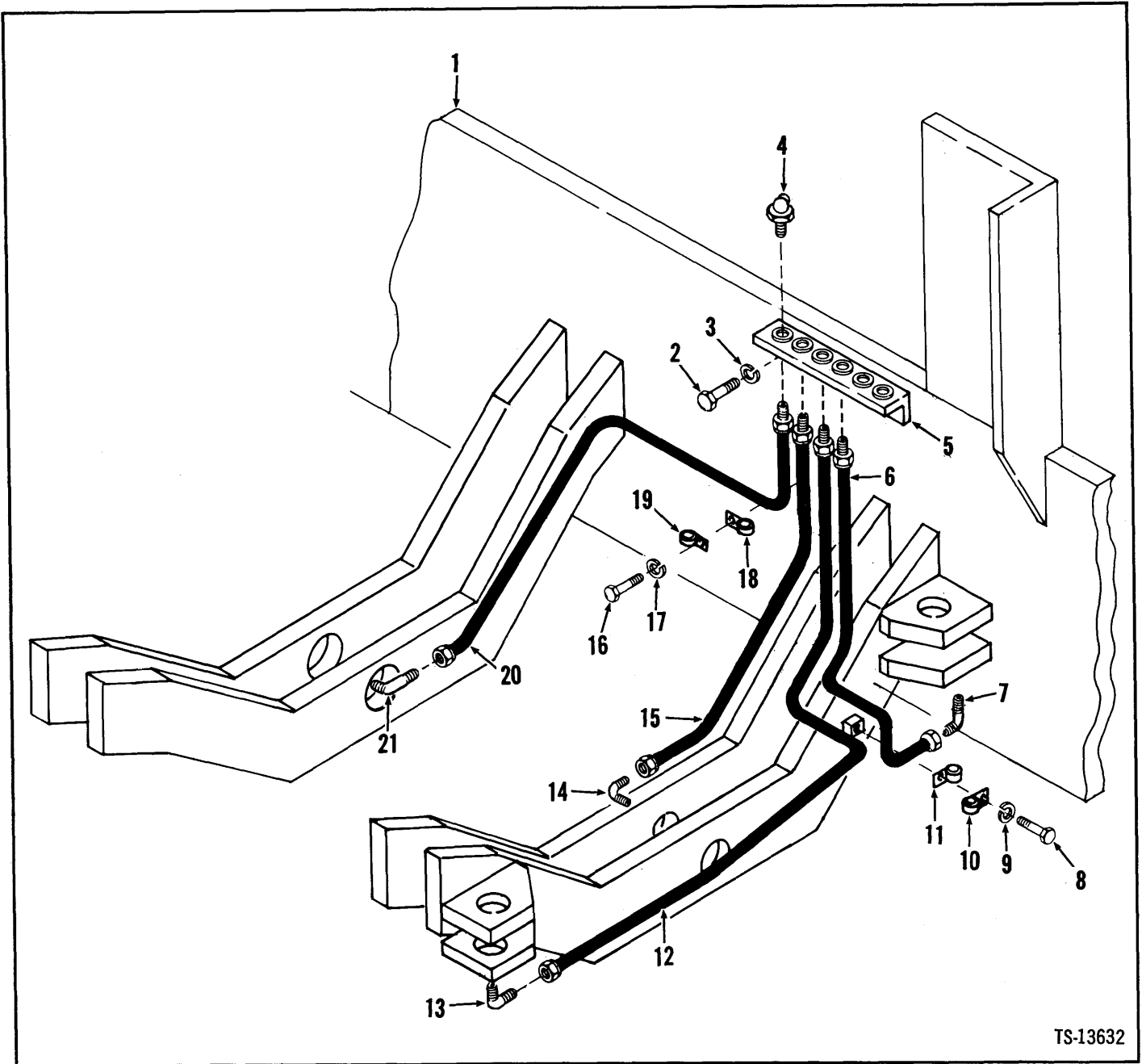
No.	Part No.	Qty.	Description
1	2504915	1	Fuel tank
2	1509025	1	Latch
2A	†1H-414	1	Rivet
3	31558644	1	Cap
3A	†946953	1	Gasket
3B	†946954	1	Plate
4	943957	1	Screen
5	3980303	1	Dipstick
6	18D-08	3	Nut
7	25E-22	5	Washer
8	24C-836	3	Bolt

No.	Part No.	Qty.	Description
9	24K-40428	1	O-ring
10	587613	1	Cover
11	4E-06	6	Lockwasher
12	24C-612	6	Bolt
13	40K-16	1	Plug
14	525293	1	Magnet
15	2506777	1	Hose
16	2505770	1	Hose
17	513912	1	Elbow
18	62F-5	1	Elbow

†Inc. 2, 2A
†Inc. 3A, 3B

Group G

Grease PipingG2



TS-13632

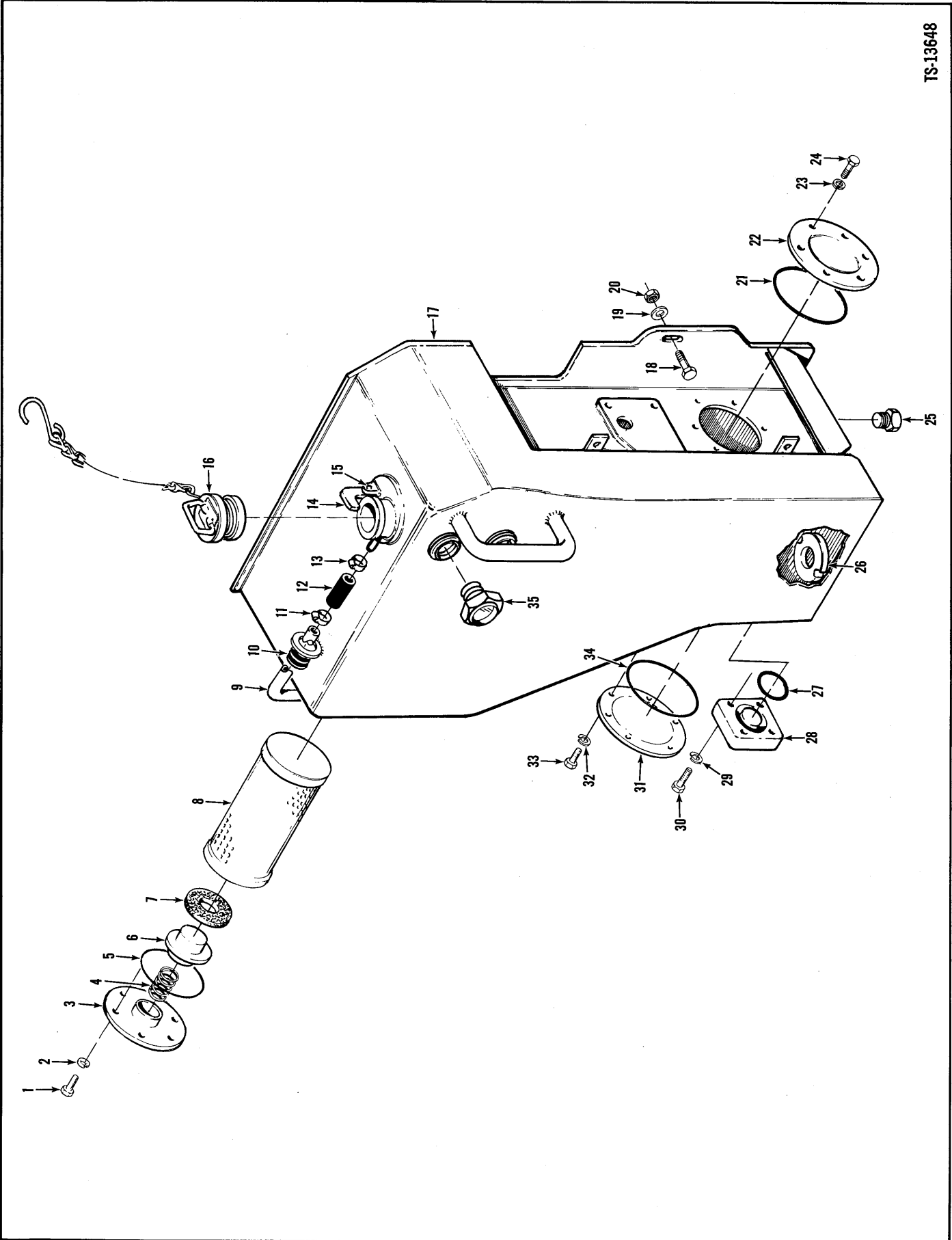
No.	Part No.	Qty.	Description
1	1	1	Frame -- Rear
2	24C-616	2	Bolt
3	4E-06	2	Lockwasher
4	11H-15	4	Fitting grease
5	2506031	1	Bracket
6	2506228	1	Hose
7	83F-3	1	Elbow
8	24C-616	1	Bolt
9	4E-06	1	Lockwasher
10	30H-38	1	Clip
11	30H-38	1	Clip

No.	Part No.	Qty.	Description
12	2506229	1	Hose
13	83F-3	1	Elbow
14	83F-3	1	Elbow
15	2506227	1	Hose
16	24C-616	1	Bolt
17	4E-06	1	Lockwasher
18	30H-38	1	Clip
19	30H-38	1	Clip
20	1545592	1	Hose
21	83F-3	1	Elbow

See Index

Group H

Hydraulic Oil ReservoirH3
Hydraulic System, MainH5
Hydraulic System, SteeringH7
Hydraulic System, Transmission & Torque ConverterH8

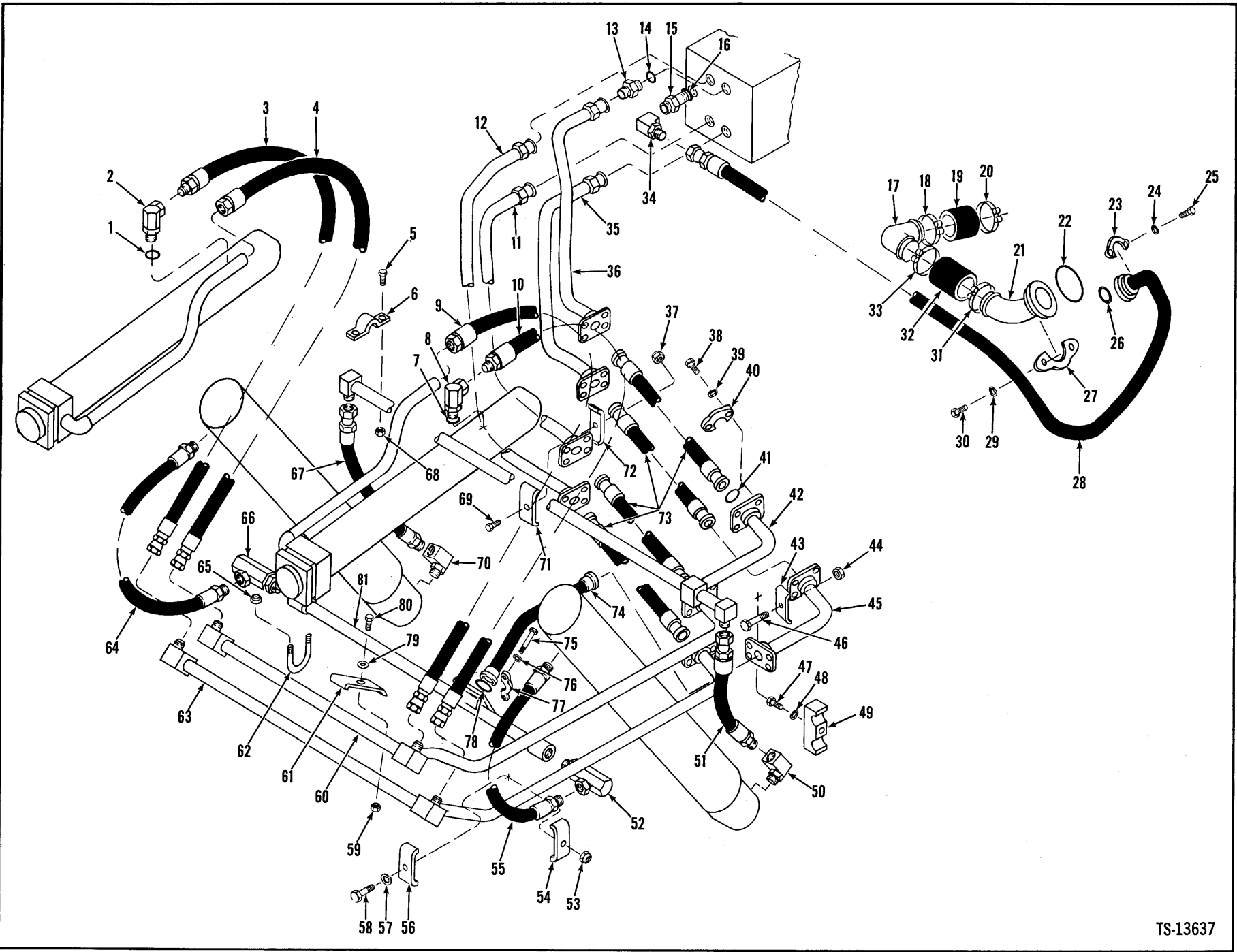


Hydraulic Oil Reservoir

MICHIGAN

No.	Part No.	Qty.	Description
1	24C-612	6	Bolt
2	4E-06	6	Lockwasher
3	1535143	1	Plate
4	732923	1	Spring
5	25K-40624	1	O-ring
6	1535139	1	Retainer
7	1535778	1	Gasket
8	1530600	1	Filter
9	2506551	1	Tube
10	560640	1	Grommet
11	521874	1	Clamp
12	743563	1	Hose
13	521874	1	Clamp
14	1543512	1	Latch
15	1H-414	1	Rivet
16	554843	1	Cap
17	² 2506187	1	Reservoir
18	24C-836	3	Bolt
19	25E-22	5	Washer
20	18D-08	3	Nut
21	25K-40428	1	O-ring
22	591381	1	Cover
23	4E-06	6	Lockwasher
24	24C-612	6	Bolt
25	40K-12	2	Plug
26	525293	2	Magnet
27	1306622	1	O-ring
28	3980880	1	Cap
29	4E-06	4	Lockwasher
30	24C-616	4	Bolt
31	591381	1	Cover
32	4E-06	6	Lockwasher
33	24C-612	6	Bolt
34	25K-40428	1	O-ring
35	2506432	2	Gauge

²Inc. 14, 15



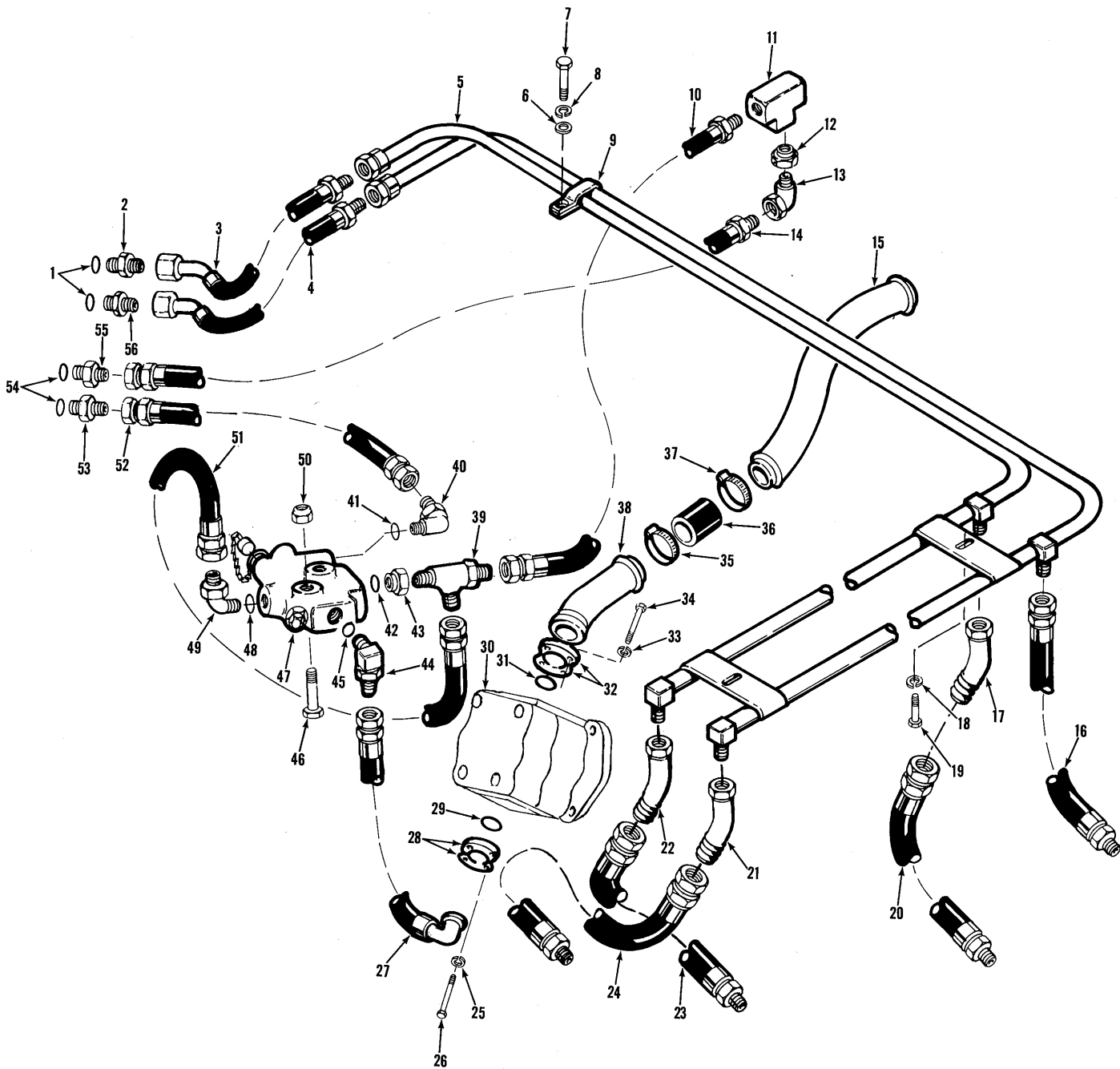
Hydraulic System, Main



No.	Part No.	Qty.	Description
1	² 91F-8	1	O-ring
2	³ 526676	1	Elbow
3	2500155	1	Hose
4	2500155	1	Hose
5	24C-620	2	Bolt
6	3980520	1	Clamp
7	⁴ 91F-8	1	O-ring
8	⁵ 526676	1	Elbow
9	2500155	1	Hose
10	2500155	1	Hose
11	3980632	1	Tube
12	3980630	1	Tube
13	⁶ 15K-10	4	Adapter
14	⁷ 91F-10	4	O-ring
15	⁸ 15K-10	1	Adapter
16	⁹ 91F-10	1	O-ring
17	2504000	1	Tube
18	540128	1	Clamp
19	1517153	1	Hose
20	540128	1	Clamp
21	2504001	1	Stem
22	1306624	1	O-ring
23	1511520	2	Flange
24	4E-07	4	Lockwasher
25	23C-724	4	Bolt
26	1306623	1	O-ring
27	1511521	2	Flange
28	1533256	1	Hose
29	4E-08	4	Lockwasher
30	23C-824	4	Bolt
31	540128	1	Clamp
32	1517153	1	Hose
33	540128	1	Clamp
34	11K-10	1	Elbow
35	3980628	1	Tube
36	3980625	1	Tube
37	18D-06	2	Nut
38	23C-620	32	Bolt
39	4E-06	32	Lockwasher
40	663092	16	Flange
41	791553	8	O-ring

No.	Part No.	Qty.	Description
42	3980506	1	Tube
43	3980519	2	Clamp
44	18D-06	2	Nut
45	2500087	1	Tube
46	24C-640	2	Bolt
47	24C-616	1	Bolt
48	4E-06	1	Lockwasher
49	2505961	1	Clamp
50	536224	1	Elbow
51	532621	1	Hose
52	1509752	1	Swivel
53	—	—	Omit
54	3980519	1	Clamp
55	574442	1	Hose
56	3980519	1	Clamp
57	4E-06	1	Lockwasher
58	24C-632	1	Bolt
59	18D-06	2	Locknut
60	3980526	1	Tube
61	3980529	2	Clamp
62	2500085	2	U-bolt
63	3980521	1	Tube
64	574442	1	Hose
65	18D-06	4	Locknut
66	1509752	1	Swivel
67	532621	1	Hose
68	18D-06	2	Locknut
69	24C-636	2	Bolt
70	536224	1	Elbow
71	3980519	2	Clamp
72	—	—	Omit
73	2500156	4	Hose
74	1519964	1	Hose
75	23C-620	8	Bolt
76	4E-06	8	Lockwasher
77	663092	4	Flange
78	791553	2	O-ring
79	25E-17	2	Washer
80	24C-632	2	Bolt
81	2500084	1	Tube

²See 2
³Inc. 1
⁴See 8
⁵Inc. 7
⁶Inc. 14
⁷See 13
⁸Inc. 16
⁹See 15



H6-1

PM 2987
Printed in U.S.A.

TS-13679

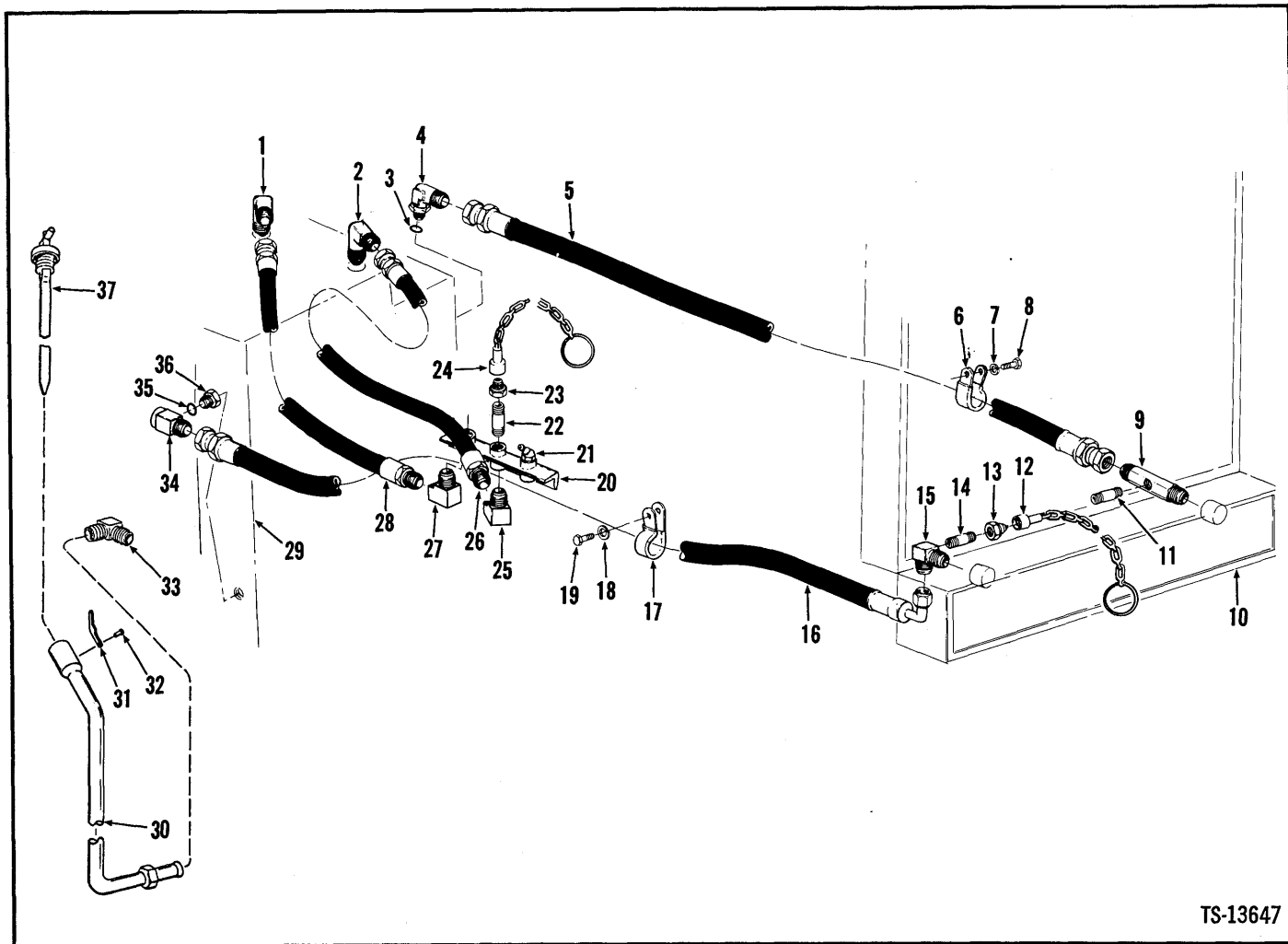
Hydraulic System, Steering



No.	Part No.	Qty.	Description
1	91F-6	2	O-ring
2	² 731793	1	Adapter
3	1519963	1	Hose
4	1519963	1	Hose
5	2506545	1	Tube assy
6	656672	1	Washer
7	24C-616	1	Bolt
8	4E-06	1	Lockwasher
9	31H-38	1	Clip
10	2506730	1	Hose
11	28F-5	1	Tee
12	19F-11	1	Bushing
13	33F-4	1	Elbow
14	2506729	1	Hose
15	2506735	1	Tube
16	657653	1	Hose
17	12K-7	1	Elbow
18	4E-06	2	Lockwasher
19	24C-616	2	Bolt
20	657653	1	Hose
21	12K-7	1	Elbow
22	12K-7	1	Elbow
23	657653	1	Hose
24	657653	1	Hose
25	4E-06	4	Lockwasher
26	23C-620	4	Bolt
27	2506728	1	Hose
28	663093	2	Flange half

No.	Part No.	Qty.	Description
29	1306622	1	O-ring
30	¹ -----	1	Pump Steering
31	1306623	1	O-ring
32	1511520	2	Flange half
33	4E-07	4	Lockwasher
34	23C-724	4	Bolt
35	1545004	2	Clamp
36	585883	2	Hose
37	1545004	2	Clamp
38	2506733	1	Tube
39	21K-8	1	Tee
40	³ 17K-7	1	Elbow
41	91F-7	1	O-ring
42	91F-11	1	O-ring
43	⁴ 6003027	1	Adapter
44	588820	1	Elbow
45	91F-11	1	O-ring
46	24C-656	2	Bolt
47	¹ -----	1	Valve flow divider
48	91F-7	1	O-ring
49	⁵ 17K-7	1	Elbow
50	18D-06	2	Nut
51	2506731	1	Hose
52	2506732	1	Hose
53	⁶ 731793	1	Adapter
54	91F-6	2	O-ring
55	⁶ 731793	1	Adapter
56	² 731793	1	Adapter

¹See Index
²Inc. 1
³Inc. 41
⁴Inc. 42
⁵Inc. 48
⁶Inc. 54



No.	Part No.	Qty.	Description
1	731745	1	Elbow
2	731745	1	Elbow
3	91F-8	1	O-ring
4	² 17K-8	1	Elbow
5	1323650	1	Hose
6	30H-60	1	Clip
7	4E-06	1	Lockwasher
8	23C-616	1	Bolt
9	2506081	1	Adapter
10	_____	1	Radiator
11	5K-207	1	Nipple
12	6000689	2	Cap
13	1306142	2	Adapter
14	5K-207	1	Nipple
15	1307221	1	Elbow
16	2506532	1	Hose
17	30H-60	1	Clip
18	4E-06	1	Lockwasher
19	23C-616	1	Bolt

No.	Part No.	Qty.	Description
20	³ 2506031	1	Bracket
21	⁴ 11H-15	4	Fitting grease
22	5K-207	2	Nipple
23	1306142	2	Adapter
24	6000689	2	Cap
25	29F-1	1	Elbow
26	1513125	1	Hose
27	29F-1	1	Elbow
28	2506533	1	Hose
29	_____	1	Transmission
30	⁴ 2505959	1	Tube
31	1509025	1	Latch
32	1H-414	1	Rivet
33	675469	1	Elbow
34	1520154	1	Tee
35	91F-8	1	O-ring
36	⁵ 945417	1	Connector
37	2505958	1	Dipstick

¹See Index

²Inc. 3

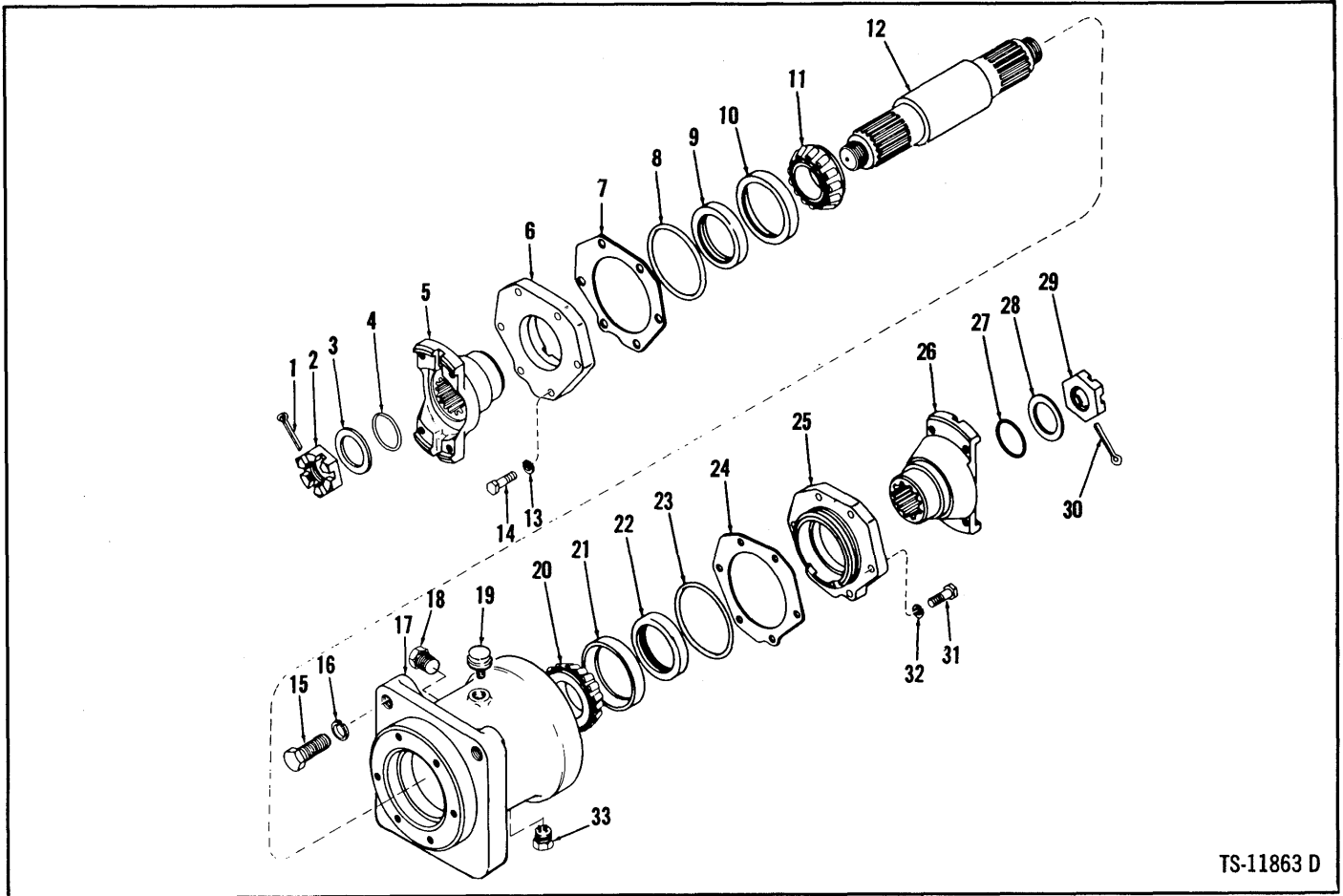
³See Grease Piping

⁴Inc. 31, 32

⁵Inc. 35

Group M

Mid-Mount Bearing AssemblyM2



TS-11863 D

No.	Part No.	Qty.	Description
A	'231967	1	Bearing assy
1	1F-436	1	Pin cotter
2	205928	1	Nut
3	222179	1	Washer
4	25K-60116	1	O-ring
5	222029	1	Flange
6	230690	1	Cap
7	‡217566	—	Shim
7A	‡3217567	—	Shim
7B	‡4217568	—	Shim
8	25K-40308	1	O-ring
9	225823	1	Seal
10	856250	1	Cup roller brg
11	654141	1	Cone roller brg
12	233007	1	Shaft
13	4E-07	4	Lockwasher
14	1C-722	4	Bolt
15	23C-1024	4	Bolt
16	4E-10	4	Lockwasher
16A	†942139	4	Washer

‡Inc. 1→14, 17→33
 †2.004 (0,10 mm)
 ‡3.007 (0,18 mm)
 †4.010 (0,25 mm)

No.	Part No.	Qty.	Description
17	230529	1	Housing
18	13F-12	1	Plug
19	211433	1	Breather
20	654141	1	Cone roller brg
21	856250	1	Cup roller brg
22	225823	1	Seal
23	25K-40308	1	O-ring
24	‡217566	—	Shim
24A	‡3217567	—	Shim
24B	‡4217568	—	Shim
25	217565	1	Cap
26	222029	1	Flange
27	25K-60116	1	O-ring
28	222179	1	Washer
29	205928	1	Nut
30	1F-436	1	Pin cotter
31	1C-722	4	Bolt
32	4E-07	4	Lockwasher
33	215757	1	Plug

Group N

Nameplates, DecalsN2



Nameplates, Decals

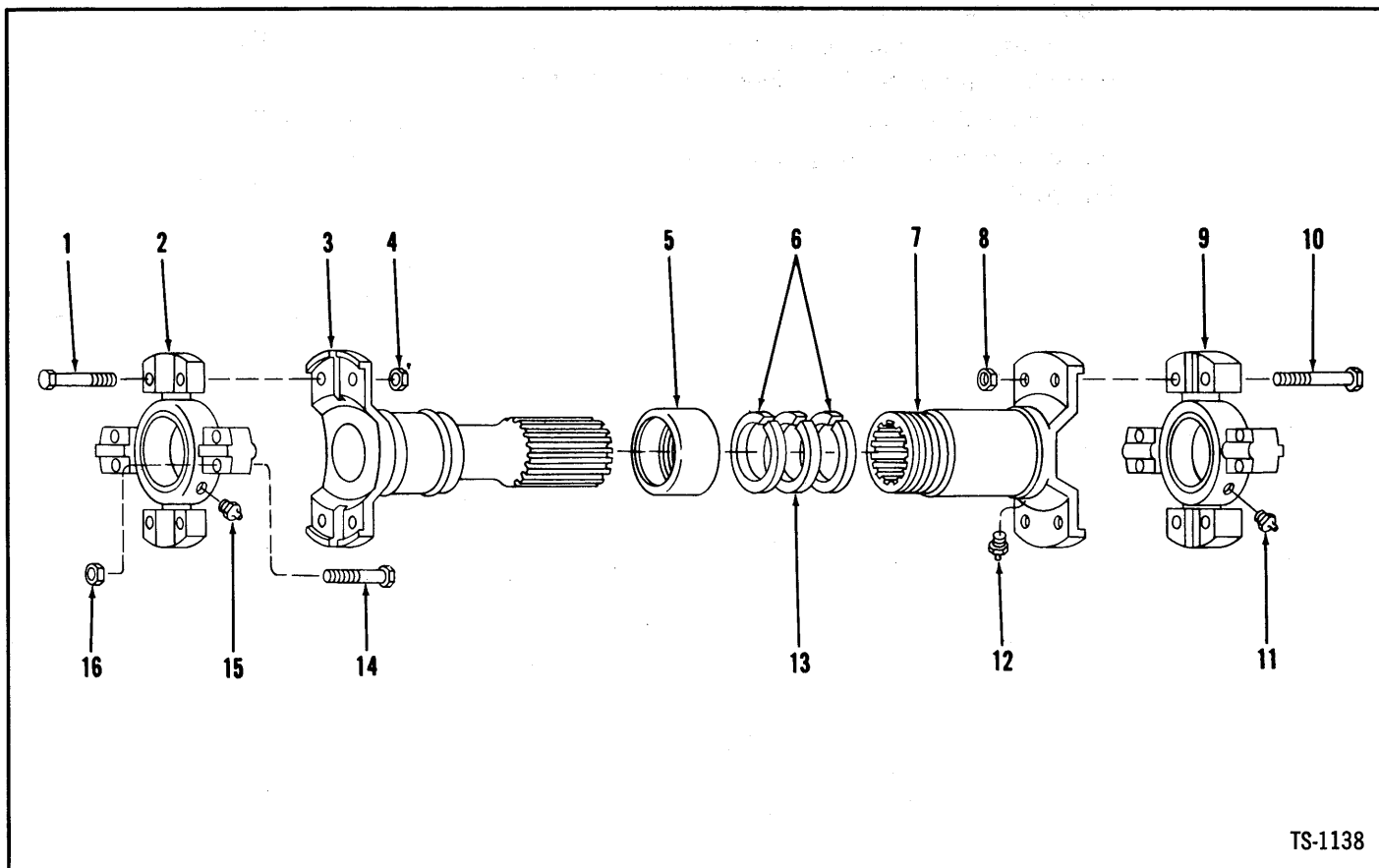
No.	Part No.	Qty.	Description
1	1512006	1	Decal patent
2	1510525	1	Decal lubrication
3	1523338	1	Decal eng oil change
4	538256	1	Decal trans drain
5	2501186	1	Decal trans filter
6	1513887	1	Tag steering warn
7	1511711	3	Decal warning
8	1548364	1	Decal brake warning
9	1549006	1	Decal emcy hand valv
10	1505581	1	Decal safety wiring
11	1515482	1	Decal valv lev inst
12	547851	2	Decal Clark Equip

No.	Part No.	Qty.	Description
13	547852	2	Decal Michigan
14	1517621	4	Decal racing stripe
15	1512863	1	Decal safety
16	564011	1	Nameplate Michigan
17	7G-418	4	Screw
18	2E-04	4	Lockwasher
19	2506366	1	Decal oil dipstick location
20	2501172	2	Decal model
21	2501183	1	Decal precaution
22	2506351	1	Decal test panel
23	1511708	1	Decal emcy stop
24	2506664	1	Decal oil level

Group P

Propeller Shaft Assembly – Mid-Mount
 Bearing/Transmission/Front Axle P2
Propeller Shaft Assembly – Rear Axle/Transmission P3
Pump Assembly, Main P4
Pump Assembly, Steering P5
Pump Attaching Parts P6

Propeller Shaft Assembly – Mid-mount Bearing/ Transmission/Front Axle



TS-1138

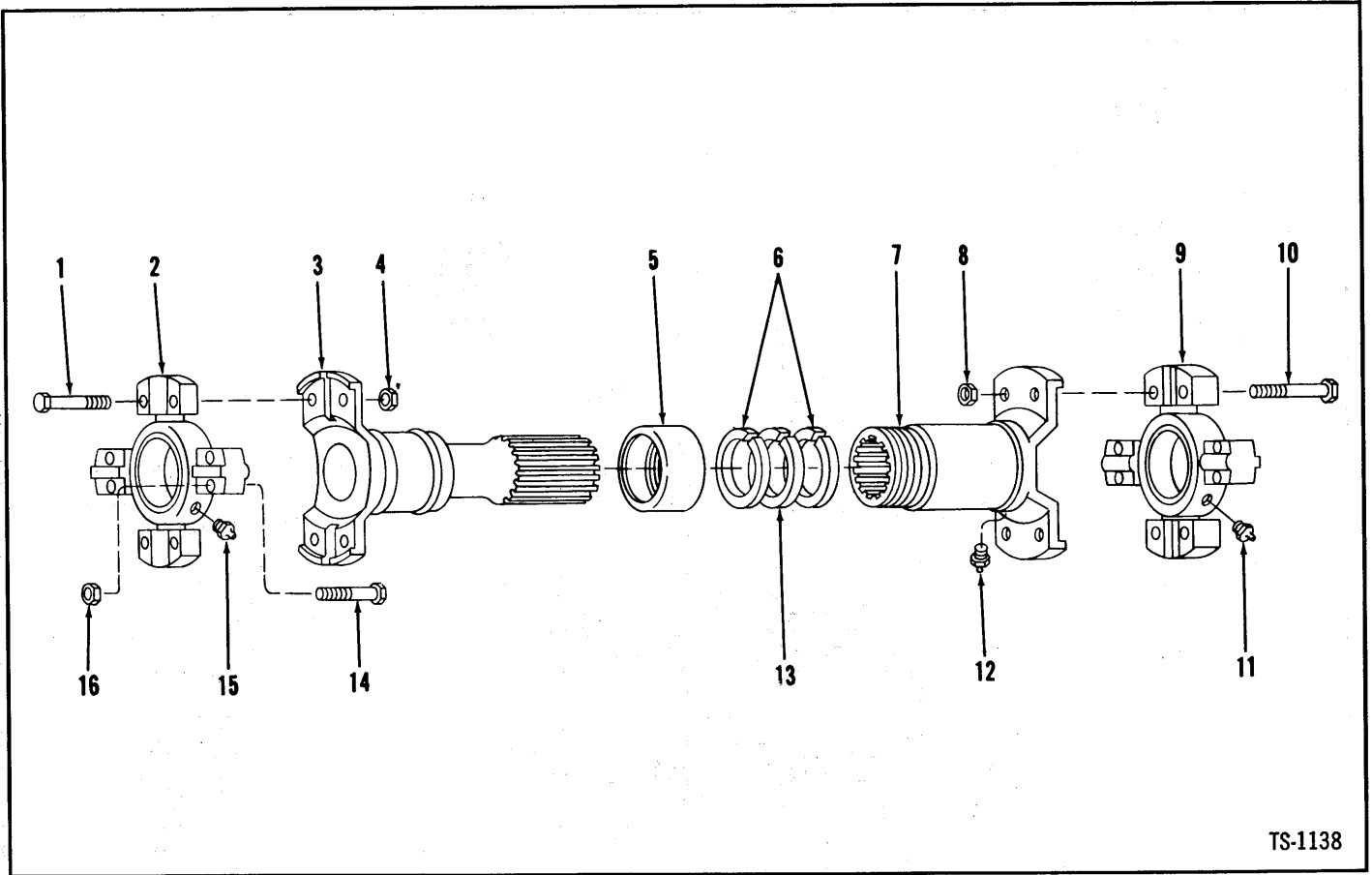
No.	Part No.	Qty.	Description
A	*1550580	2	Propeller shaft
1	940089	4	Bolt
2	944862	1	Spider u-joint
3	940084	1	Yoke tube
4	8D-06	4	Nut
5	940090	1	Retainer
6	940091	2	Washer
7	2940093	1	Slip yoke
8	8D-06	4	Nut
9	944862	1	Spider u-joint
10	940089	4	Bolt
11	10H-35	1	Fitting grease
12	10H-25	1	Fitting grease
13	940092	1	Washer
14	940089	8	Bolt
15	10H-35	1	Fitting grease
16	8D-06	8	Nut

¹Inc. 1→16

²Inc. 12

*2 used per machine. Quantities listed are for 1.

Propeller Shaft Assembly – Rear Axle/Transmission

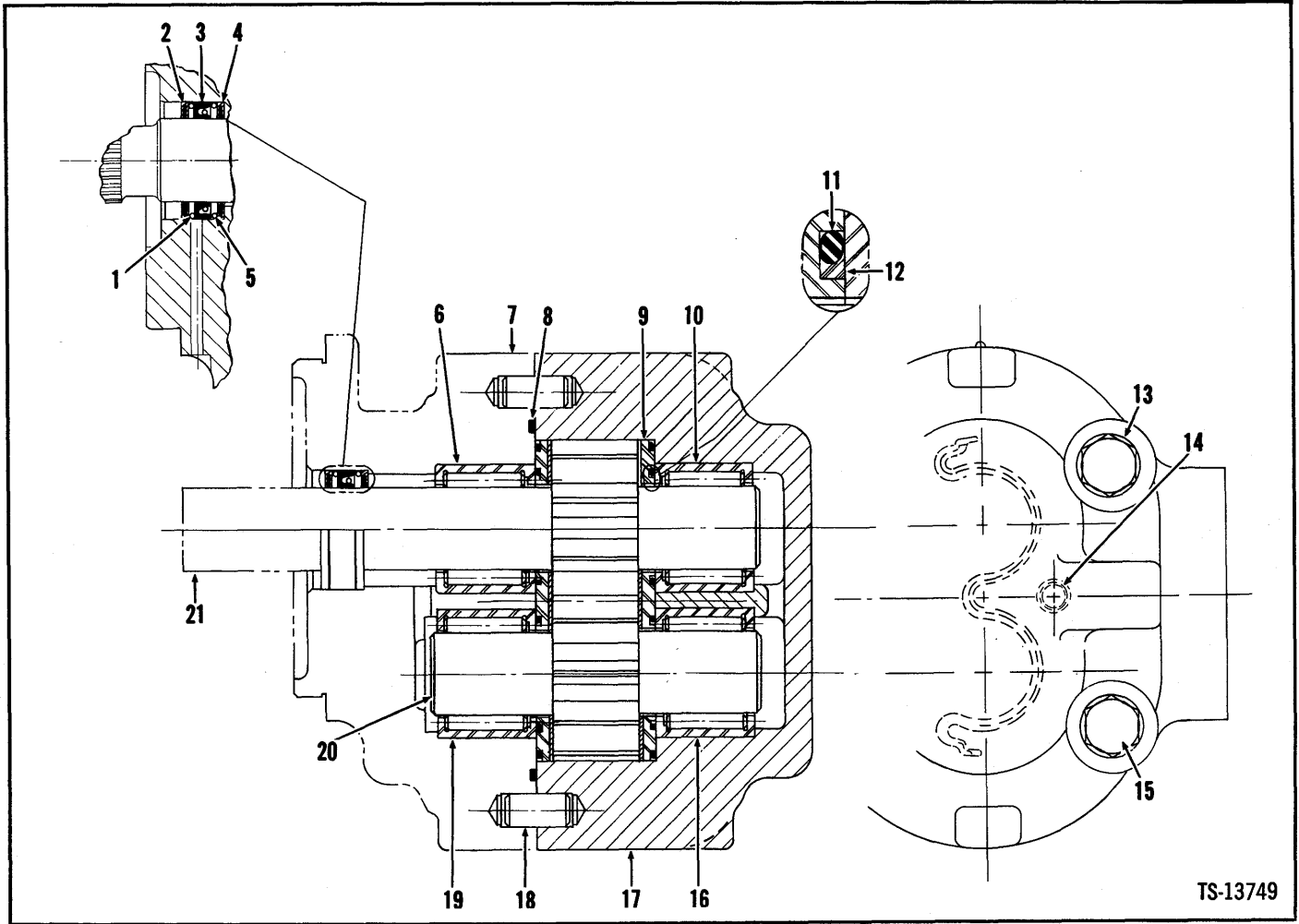


TS-1138

No.	Part No.	Qty.	Description
A	521000	1	Propeller shaft
1	940089	4	Bolt
2	944862	1	Spider u-joint
3	888281	1	Yoke tube
4	8D-06	4	Nut
5	940090	1	Retainer
6	940091	2	Washer
7	940093	1	Slip yoke
8	8D-06	4	Nut
9	944862	1	Spider u-joint
10	940089	4	Bolt
11	10H-35	1	Fitting grease
12	10H-25	1	Fitting grease
13	940092	1	Washer
14	940089	8	Bolt
15	10H-35	1	Fitting grease
16	8D-06	8	Nut

¹Inc. 1 → 16

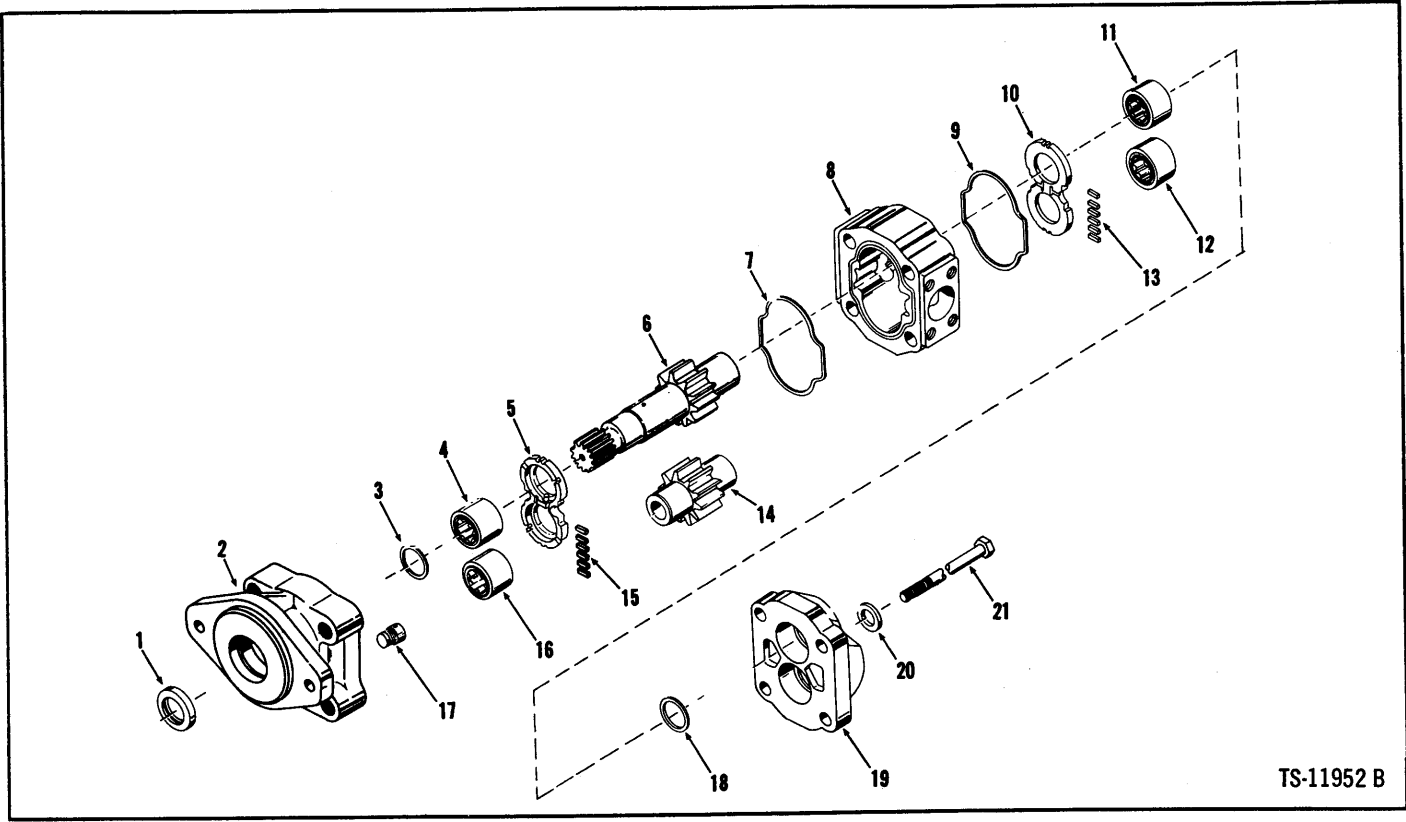
²Inc. 12



No.	Part No.	Qty.	Description
A	3953109	1	Pump assy
1	960686	1	Spacer
2	949859	1	Wiper
3	949316	1	Seal
4	960587	1	Deflector
5	960686	1	Spacer
6	949858	1	Bearing
7	949853	1	Adapter
8	1512906	1	Ring
9	949857	2	Wear plate
10	949858	1	Bearing
11	949861	2	Seal
12	949862	2	Seal
13	4E-10	4	Lockwasher
14	16F-02	1	Plug
15	1C-576	4	Bolt
16	949858	1	Bearing
17	949854	1	Housing
18	743835	2	Dowel
19	949858	1	Bearing
20	949855	1	Shaft
21	949856	1	Shaft

2Inc. 1→21

Pump Assembly – Steering



TS-11952 B

No.	Part No.	Qty.	Description
A	¹ 3953110	1	Pump assy
B	² 960000	1	Repair kit
C	³ 960001	1	Seal kit
1	946397	1	Seal
2	5209589	1	Cover
3	1566986	1	Seal
4	1566983	1	Bearing
5	1566985	1	Plate
6	⁴ 949964	1	Gear set
7	1566982	1	Seal
8	1566702	1	Housing
9	1566982	1	Seal
10	1566985	1	Plate
11	1566983	1	Bearing
12	1566983	1	Bearing
13	[†] 1566984	—	Seal
14	[§] ————	1	Gear
15	[‡] ————	—	Seal
16	1566983	1	Bearing
17	1566881	1	Plug
18	1566986	1	Seal
19	946400	1	Cover
20	946401	4	Washer
21	1C-1076	4	Bolt

¹1→21

²Inc. 1, 3, 5, 7, 9, 10, 13, 15, 18

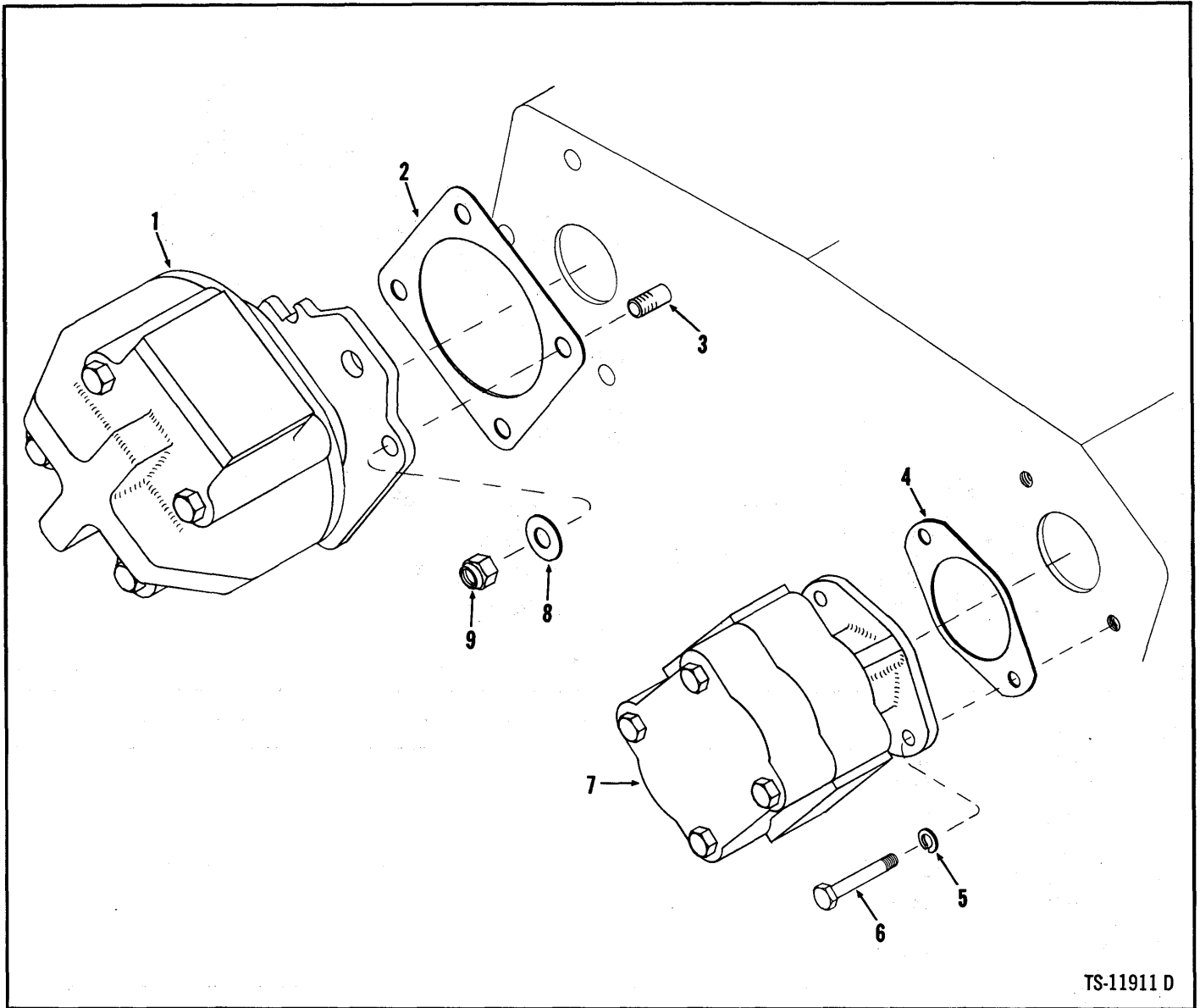
³Inc. 1, 7, 9, 13, 15

⁴Inc. 14

⁵12 Pocket Seal pieces to be cut from this strip

⁶See 6

⁷See 13

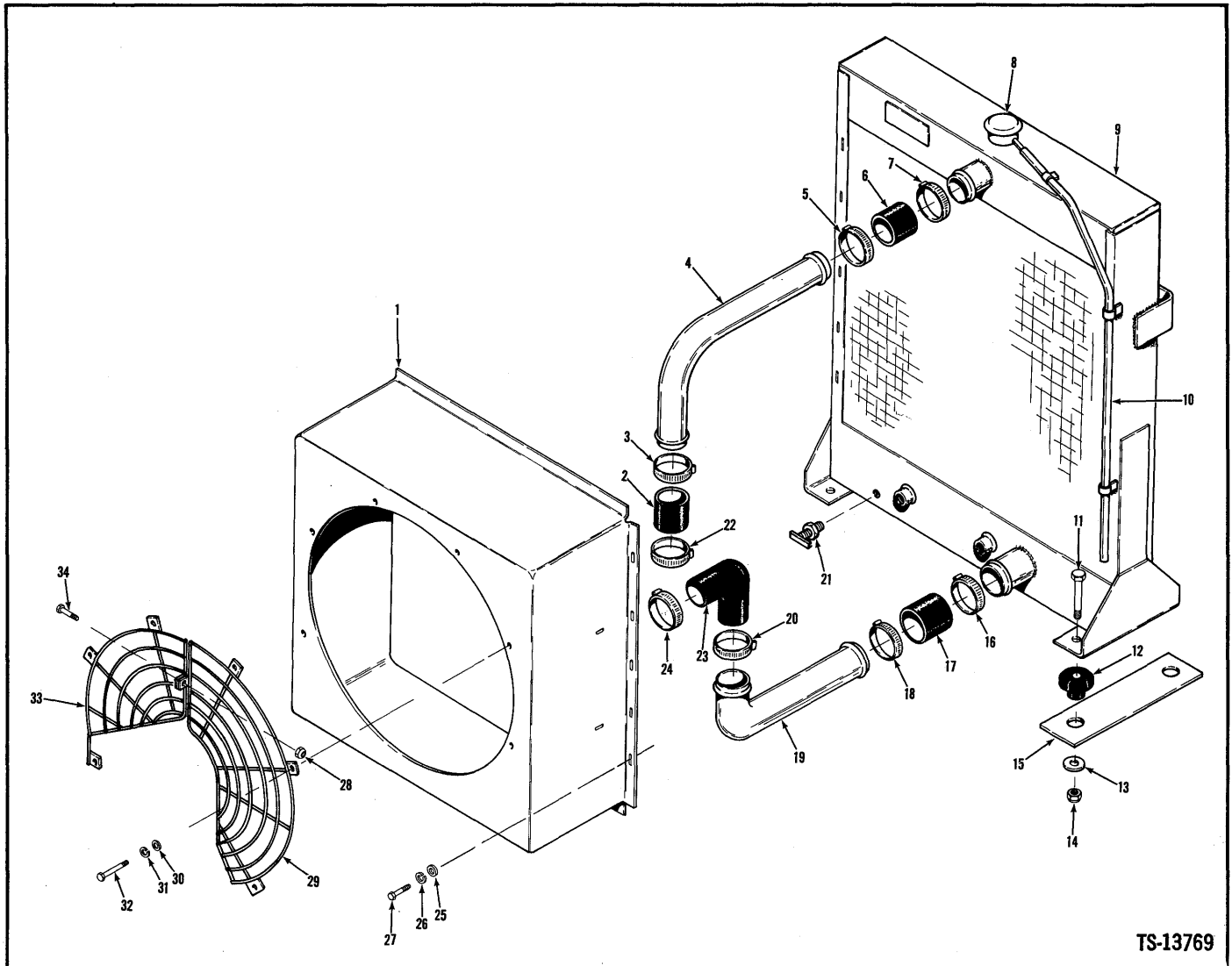


TS-11911 D

No.	Part No.	Qty.	Description
1	1-----	1	Pump main
2	552161	1	Gasket
3	108014	4	Stud
4	3953053	1	Gasket
5	4E-06	2	Lockwasher
6	23C-620	2	Bolt
7	1-----	1	Pump steering
8	25E-21	4	Washer
9	18D-08	4	Locknut

¹See Index

Group R
Radiator & ConnectionsR2



TS-13769

No.	Part No.	Qty.	Description
1	960340	1	Shroud
2	1M-16030	1	Hose
3	879717	1	Clamp
4	2508540	1	Tube
5	879717	1	Clamp
6	1M-16030	1	Hose
7	879717	1	Clamp
8	863364	1	Cap
9	2504356	1	Radiator
9A	960339	1	Bottom tank
10	945460	1	Hose
11	24C-836	6	Bolt
12	568361	6	Dampener vibration
13	584502	6	Washer
14	18D-08	6	Washer
15	_____	1	Frame
16	879717	1	Clamp
17	1M-16030	1	Hose

No.	Part No.	Qty.	Description
18	879717	1	Clamp
19	2505908	1	Tube
20	879717	1	Clamp
21	72F-2	1	Drain cock
22	879717	1	Clamp
23	571570	1	Hose
24	879717	1	Clamp
25	619019	10	Washer
26	4E-05	10	Lockwasher
27	1G-510	10	Screw
28	18D-06	1	Nut
29	2506576	1	Guard LH
30	25E-18	6	Washer
31	4E-06	6	Lockwasher
32	24C-616	6	Bolt
33	2506577	1	Guard RH
34	24C-616	1	Bolt

¹See Index

²Inc. 1, 8, 9A, 10, 25, 26, 27

Group S

Seat, Seatbelt & Support PartsS3
Sheet Metal GroupS5
Steering ControlsS8

(

(

(

(

(

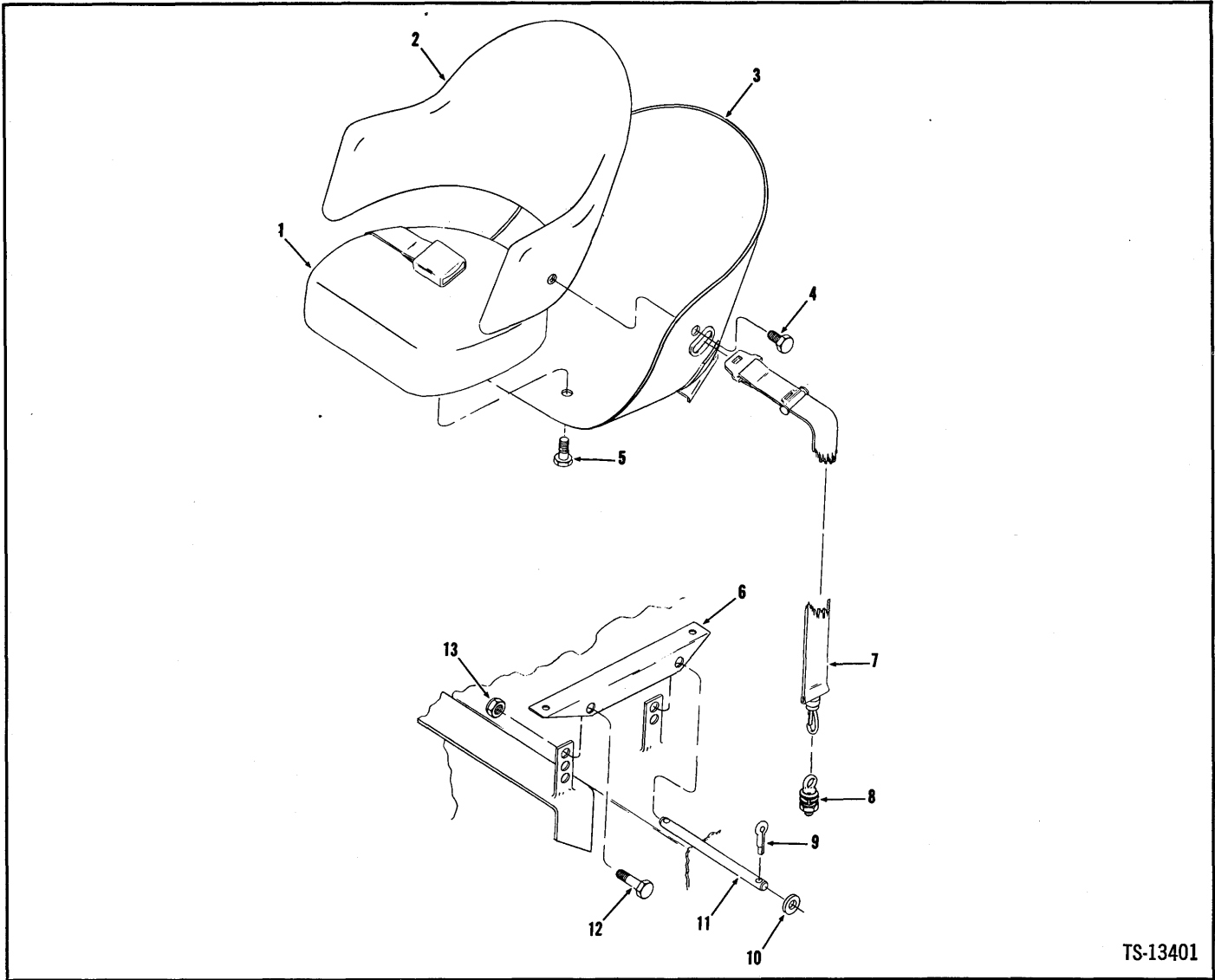
(

(

THE UNIVERSITY OF CHICAGO
 DIVISION OF THE PHYSICAL SCIENCES
 DEPARTMENT OF CHEMISTRY



Seat, Seat Belt & Support Parts



TS-13401

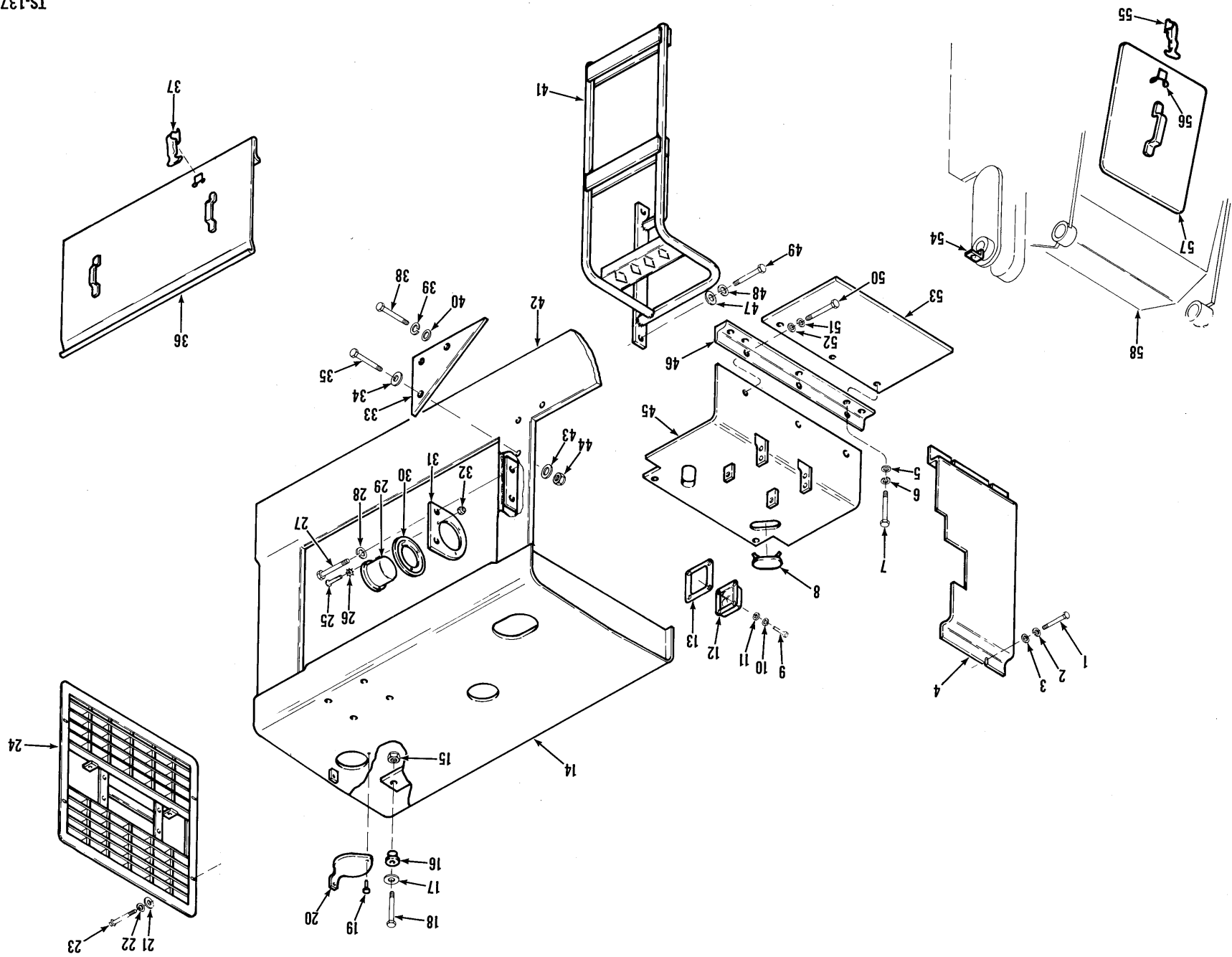
No.	Part No.	Qty.	Description
A	² 1572355	1	Seat assy — black
1	944499	1	Cushion seat
2	944981	1	Cushion back rest
3	1567173	1	Shell
4	1C-610	5	Bolt
4A	†25E-17	5	Washer
5	1C-610	2	Bolt
5A	†25E-17	2	Washer
6	2504527	2	Angle
7	³ 1527745	1	Seat belt assy
8	§ ⁴ _____	—	Eye bolt
9	1F-420	2	Pin cotter
10	25E-22	2	Washer
11	2504589	1	Bar
12	24C-824	2	Bolt
13	18D-08	2	Nut

²Inc. 1 → 5A

³Inc. 8

⁴See 7

TS-13729



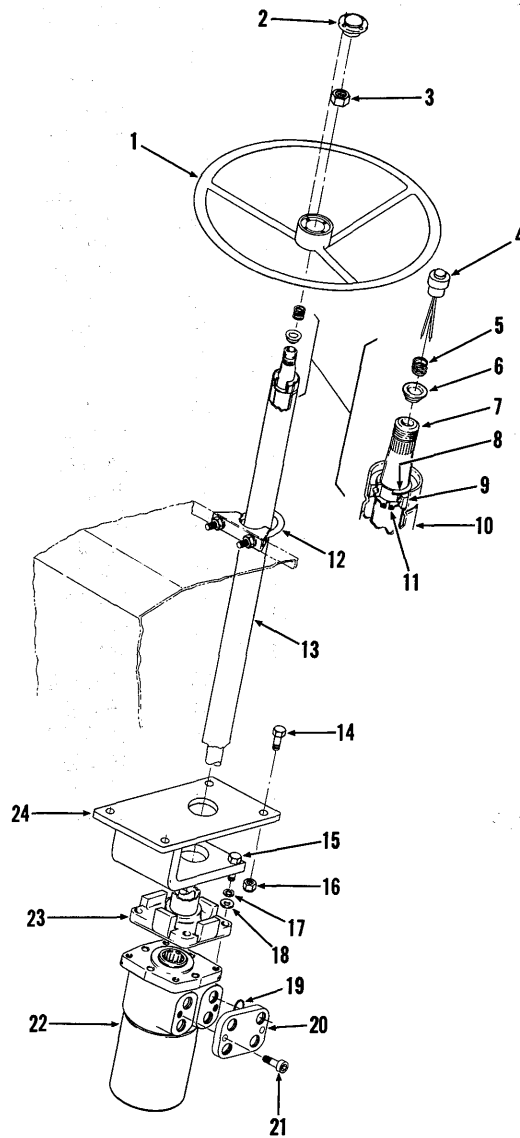
Sheet Metal Group



No.	Part No.	Qty.	Description
1	23C-612	3	Bolt
2	4E-06	3	Lockwasher
3	25E-17	3	Washer
4	2506811	1	Cover
5	25E-17	6	Washer
6	4E-06	6	Lockwasher
7	24C-620	6	Bolt
8	2506815	2	Cover
9	59G-1016	4	Bolt
10	17E-10	4	Lockwasher
11	25E-10	4	Washer
12	2506424	1	Boot
13	2506414	1	Retainer
14	2504302	1	Hood
15	18D-06	4	Nut
16	568276	4	Dampener vibration
17	619021	4	Washer
18	24C-632	4	Bolt
19	1H-508	1	Rivet
20	1544448	1	Cover
21	619029	4	Washer
22	4E-08	4	Lockwasher
23	24C-824	4	Bolt
24	2504277	1	Grille
25	85G-610	6	Bolt
26	12E-6	6	Lockwasher
27	24C-616	2	Bolt
28	4E-06	2	Lockwasher
29	1743825	1	Hourmeter
30	551251	1	Dampener vibration

No.	Part No.	Qty.	Description
31	2506225	1	Bracket
32	50D-6	6	Nut
33	3980488	2	Cover
34	656672	4	Washer
35	24C-628	4	Bolt
36	2507291	2	Side panel
36A	1545623	4	Keeper
36B	1H-306	8	Rivet
37	1545622	4	Latch assy
38	24C-616	2	Bolt
39	4E-06	2	Lockwasher
40	656672	2	Washer
41	2506215	1	Step
42	1-----	1	Frame rear
43	656672	4	Washer
44	18D-06	4	Nut
45	2506331	1	Plate
46	2506329	1	Angle
47	25E-22	2	Washer
48	4E-08	2	Lockwasher
49	24C-820	2	Bolt
50	24C-620	6	Bolt
51	4E-06	6	Lockwasher
52	25E-17	6	Washer
53	2506330	1	Plate
54	569233	2	Bracket
55	1545622	1	Latch assy
56	1545623	1	Keeper
57	3980449	1	Cover
58	1-----	1	Frame front

¹See Index
²Inc. 19, 20
³Inc. 36A, 36B
⁴Inc. 56



TS-13765

No.	Part No.	Qty.	Description
1	1519254	1	Steering whl
2	5200219	1	Horn button kit
3	5209947	1	Nut
4	991694	1	Insulator
5	991695	1	Spring
6	991696	1	Washer
7	5209582	1	Shaft
8	991689	1	Ring
9	1567088	1	Bearing
10	5200238	1	Housing
11	991700	2	Snap ring
12	2500021	1	Clamp
12A	†25E-15	2	Washer

No.	Part No.	Qty.	Description
13	1519253	1	Steering column
14	24C-620	4	Bolt
15	23C-624	4	Bolt
16	18D-06	4	Nut
17	4E-06	4	Lockwasher
18	25E-17	4	Washer
19	²91F-6	4	O-ring
20	²2504088	1	Block
21	²12G-626	2	Screw
22	¹-----	1	Valve assy
23	§³-----	1	Steering column
24	1519991	1	Bracket

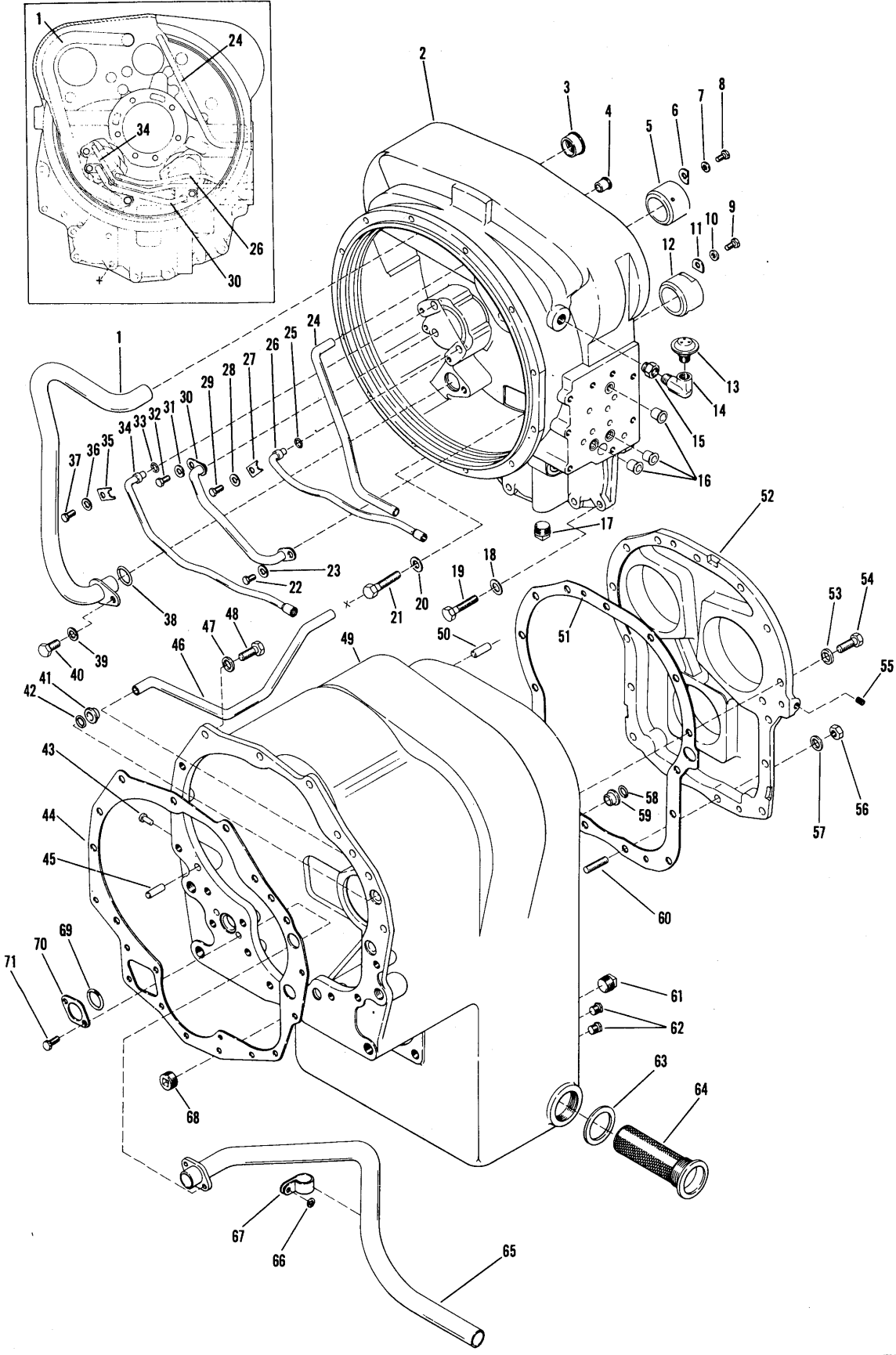
¹See Index

²Optional

³See 13

GROUP T

Transmission & Converter AssemblyT3
Transmission Converter AssemblyT5
Transmission Converter Pressure Regulator Valve,
Charging Pump & Oil Filter AssemblyT7
Transmission Gear & Shaft GroupT9, T11
Transmission Clutch Group – First & SecondT12
Transmission Clutch Group – LowT13
Transmission Clutch Group – Reverse & ThirdT14
Transmission Control ValveT15
Transmission Modulated ValveT17
Transmission Control Levers & LinkageT19



TS-11826 B

Transmission & Converter Assembly



No.	Part No.	Qty.	Description
A	1284797	1	Trans & conv assy
1	232136	1	Tube
2	231614	1	Housing assy
3	230854	1	Sleeve
4	222067	1	Sleeve
5	231056	1	Sleeve
6	230851	1	Lock
7	4E-05	1	Lockwasher
8	1C-510	1	Bolt
9	1C-510	1	Bolt
10	4E-05	1	Lockwasher
11	230851	1	Lock
12	231056	1	Sleeve
13	211433	1	Breather
14	26F-3	1	Elbow
15	19F-8	1	Bushing
16	222067	3	Sleeve
17	40K-12	1	Plug
18	4E-07	4	Lockwasher
19	1C-728	4	Bolt
20	4E-07	4	Lockwasher
21	1C-744	4	Bolt
22	1C-510	1	Bolt
23	4E-05	1	Lockwasher
24	231166	1	Tube
25	25K-30012	1	O-ring
26	231095	1	Tube
27	231048	1	Clip
28	4E-05	1	Lockwasher
29	1C-510	1	Bolt
30	231093	1	Tube
31	4E-05	1	Lockwasher
32	1C-510	1	Bolt
33	25K-30012	1	O-ring
34	231094	1	Tube
35	231048	1	Clip
36	4E-05	1	Lockwasher
37	1C-510	1	Bolt
38	25K-40030	1	O-ring
39	4E-06	1	Lockwasher

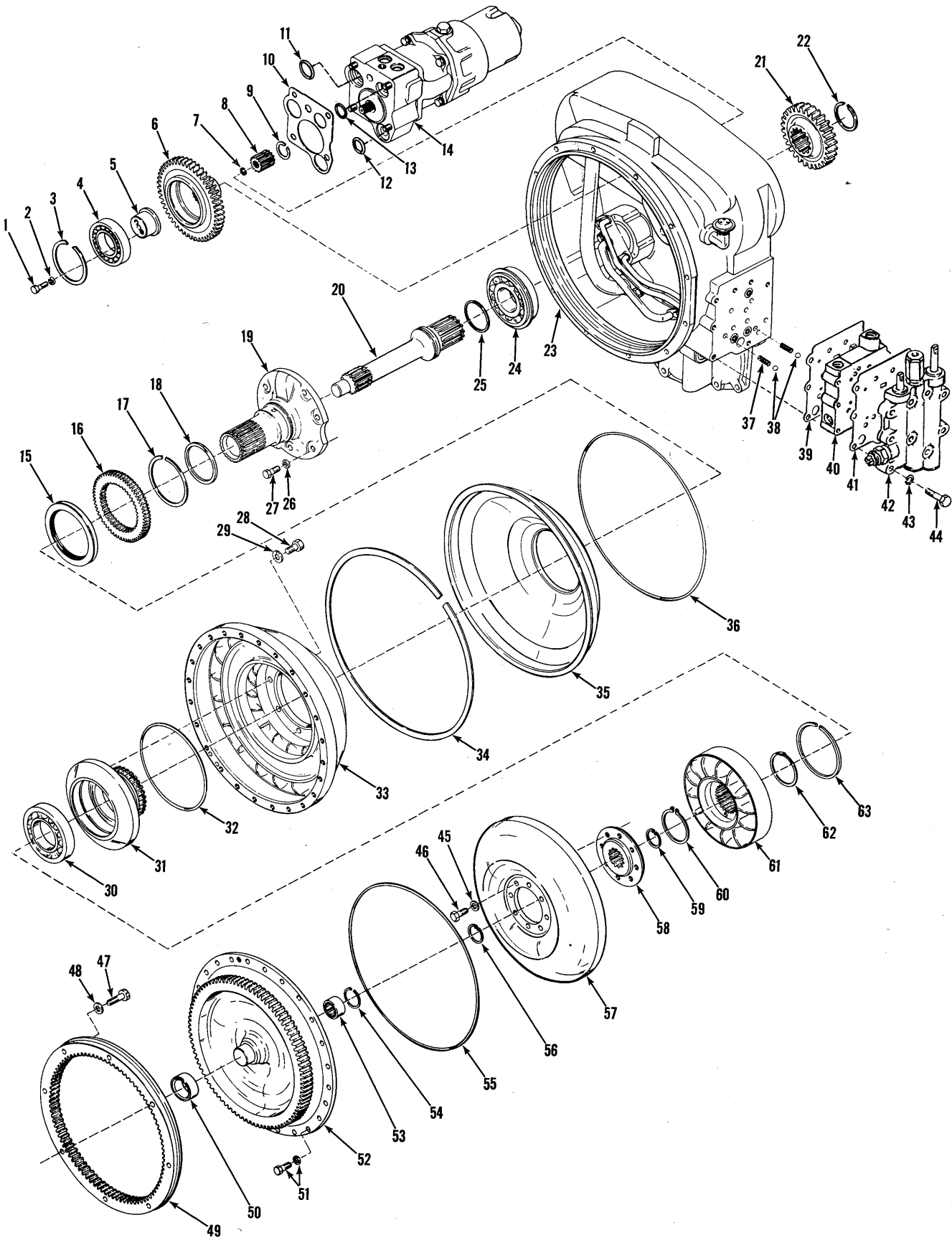
No.	Part No.	Qty.	Description
40	45C-612	1	Bolt
41	222067	1	Sleeve
42	25K-40026	1	O-ring
43	1H-418	1	Rivet
44	231606	1	Gasket
45	214295	2	Dowel
46	230900	1	Tube
47	4E-07	10	Lockwasher
48	1C-720	10	Bolt
49	231611	1	Trans case assy
50	214118	2	Dowel
51	231781	1	Gasket
52	233954	1	Cover
53	4E-07	13	Lockwasher
54	1C-720	13	Bolt
55	16F-02	1	Plug
56	62D-07	2	Nut
57	4E-07	2	Lockwasher
58	25K-40026	1	O-ring
59	222067	1	Sleeve
60	200991	2	Stud
61	215757	1	Plug
62	40K-04	2	Plug
63	219373	1	Gasket
64	231390	1	Screen
65	234836	1	Tube
66	25E-13	1	Washer
67	6H-36	1	Clip
68	16F-16	2	Plug
69	25K-40104	1	O-ring
70	230921	1	Washer
71	4C-514	2	Bolt

¹(12HR28322-501) Inc. 1→71 and Pages T5→T17

²Inc. 1→12, 16, 22→40

³Inc. 41, 43, 46, 49, 59, 65, 66, 67, 69, 70, 71

⁴Inc. 39



TS-13880

Transmission Converter Assembly



No.	Part No.	Qty.	Description
1	2C-720	6	Bolt
2	4E-07	6	Lockwasher
3	223925	3	Ring
4	225601	3	Bearing
5	230811	3	Support
6	230812	3	Gear
7	658130	1	Ring
8	² 231184	1	Sleeve conv pump
8A	³ 233250	1	Sleeve steer pump
9	224039	2	Ring
9A	659041	1	Ring
10	231080	1	Gasket
11	60K-40106	1	O-ring
12	60K-40100	1	O-ring
13	60K-40026	1	O-ring
14	¹ -----	1	Valve pump & filter
15	214941	1	Seal
16	230805	1	Gear
17	224009	1	Ring
18	221653	1	Ring
19	230808	1	Support
20	214933	1	Shaft
21	233705	1	Gear
22	224026	1	Ring
23	231614	1	Housing & Tube assy
23A	[†] 23C-624	12	Bolt
23B	[†] 4E-06	12	Lockwasher
24	225597	1	Bearing
25	222079	1	Ring
26	7E-08	6	Lockwasher
27	1C-820	6	Bolt
28	4C-714	8	Bolt
29	25E-19	8	Washer
30	214596	1	Bearing

No.	Part No.	Qty.	Description
31	214923	1	Hub
32	60K-40616	1	O-ring
33	214920	1	Impeller assembly
34	230855	1	Ring
35	⁴ 232461	1	Baffle
36	231458	1	Ring
37	232147	2	Spring
38	10J-12	2	Ball
39	234663	1	Gasket
40	¹ -----	1	Valve modulated
41	234663	1	Gasket
42	¹ -----	1	Valve transm control
43	4E-06	9	Lockwasher
44	1C-664	9	Bolt
45	619023	8	Washer
46	209313	8	Bolt
47	233092	16	Bolt
47A	^{†5} -----	—	Lockwire
48	215909	16	Washer
49	233089	1	Ring gear
50	222006	1	Sleeve
51	233128	24	Bolt assy
52	234503	1	Cover
53	214988	1	Bearing
54	666542	1	Ring
55	232535	1	O-ring
56	659065	1	Ring
57	222684	1	Turbine
58	214924	1	Hub
59	659065	1	Ring
60	743035	1	Ring
61	229565	1	Reaction member conv.
62	229566	1	Spacer
63	214953	1	Ring

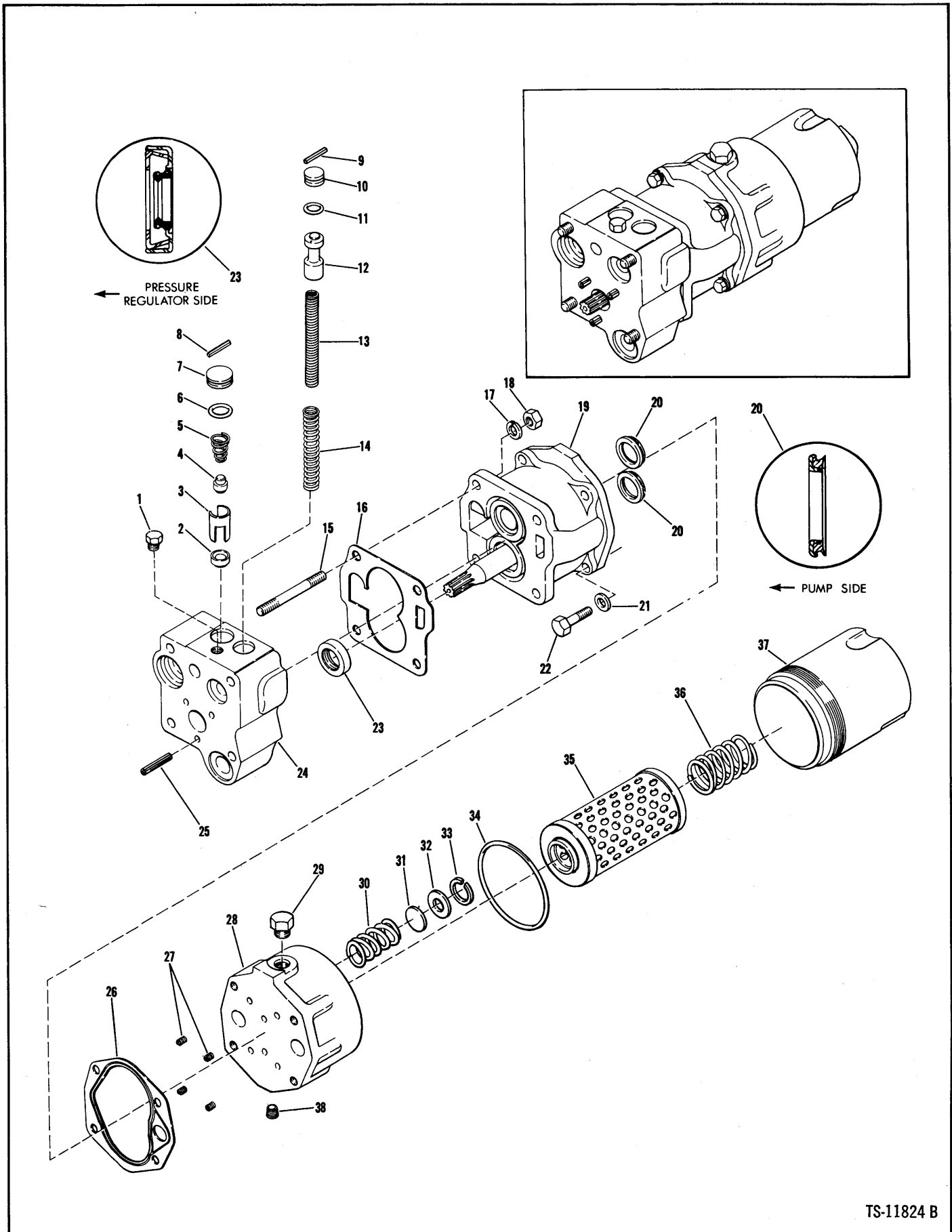
¹See Index

²Inc. 7, 9

³Inc. 9, 9A

⁴Inc. 15

⁵18 Ga.—160" (4064 mm)



TS-11824 B

Transmission Converter Pressure Regulator Valve, Charging Pump & Oil Filter Assembly

MICHIGAN

No.	Part No.	Qty.	Description
A	¹ 231002	1	Valve pump & filter assy
B	² 233544	1	Pump & filter assy
C	³ 231075	1	Valve assy
1	40K-04	1	Plug
2	233278	1	Seat
3	233279	1	Spacer
4	222318	1	Plunger
5	222312	1	Spring
6	25K-30022	1	O-ring
7	229296	1	Stop
8	763795	1	Pin
9	763795	1	Pin
10	220983	1	Stop
11	25K-30018	1	O-ring
12	231077	1	Piston
13	224368	1	Spring
14	231078	1	Spring
15	231083	4	Stud
16	231081	1	Gasket
17	4E-07	4	Lockwasher
18	62D-07	4	Nut
19	[*] 233540	1	Pump assembly
20	230703	1	Seal
21	4E-07	4	Lockwasher
22	1C-724	4	Bolt
23	456294	1	Seal
24	^S 4-----	1	Valve body
25	233280	3	Pin
26	231199	1	Gasket
27	230704	4	Spring
28	233286	1	Adapter
29	40K-04	1	Plug
30	230959	1	Spring
31	230960	1	Disc
32	230961	1	Seat
33	230965	1	Ring
34	25K-40404	1	O-ring
35	⁵ 230962	1	Element
36	230963	1	Spring
37	230964	1	Housing
38	16F-02	1	Plug

¹Inc. 1→38

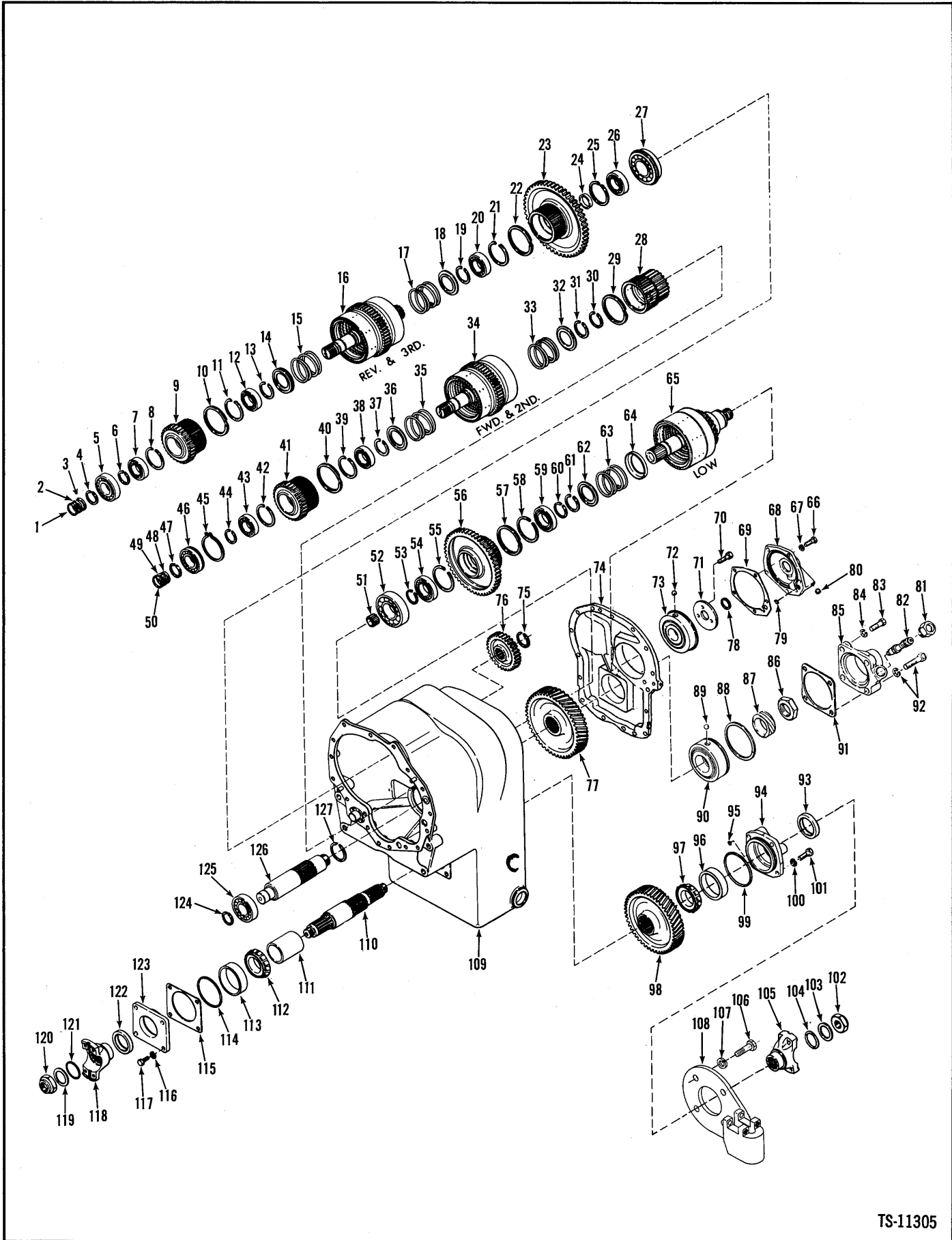
²Inc. 19→22, 26→38

³Inc. 1→14, 23, 25

⁴See C

⁵Inc. 34

*When converter charging pump replacement is required, only a new factory built and tested pump should be used. Proper operation of converter and transmission is dependent on an efficient charging pump. Damage possible by use of a field rebuilt pump can result in repair costs exceeding cost of a new pump alone.



TS-11305

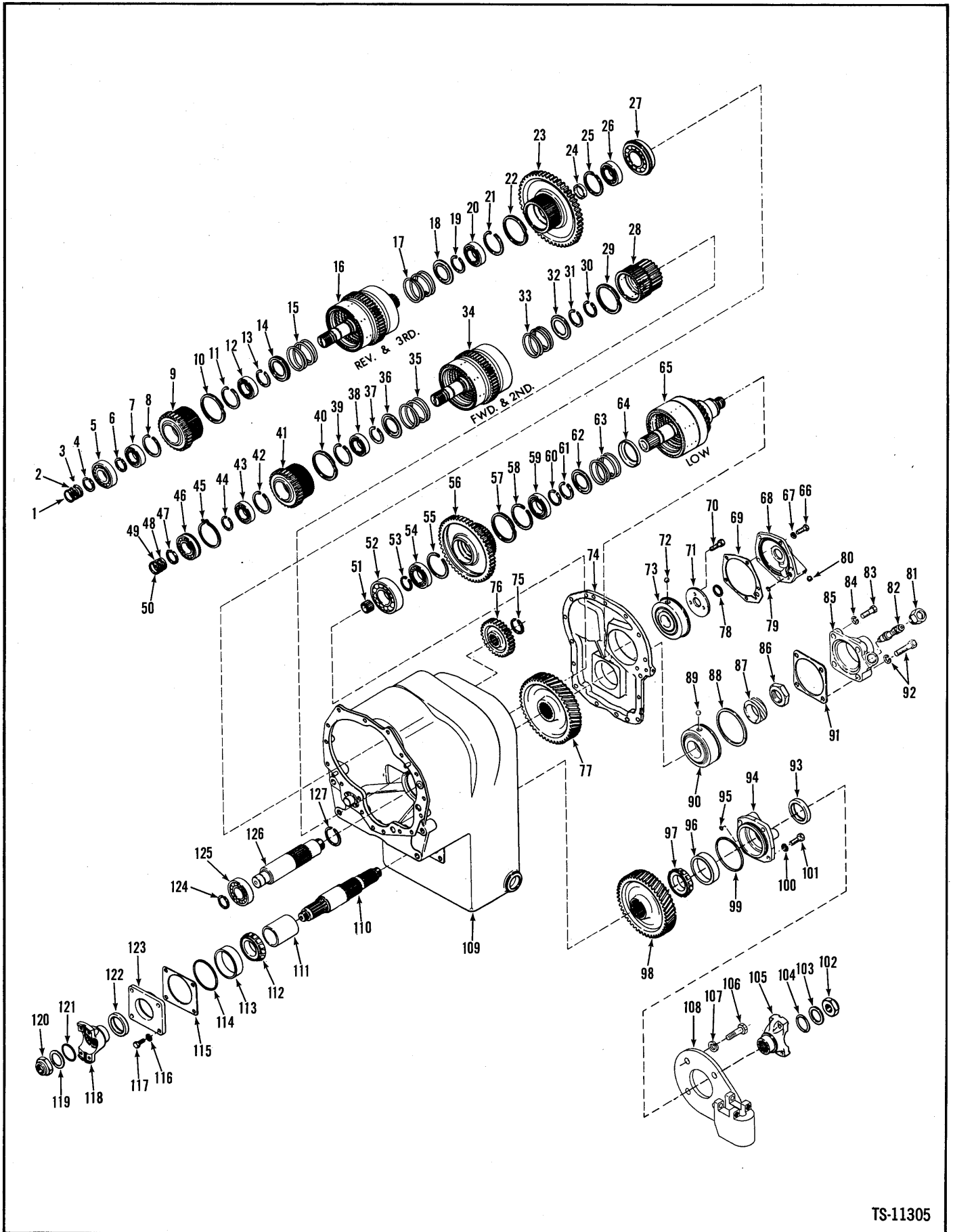
Transmission Gear & Shaft Group



No.	Part No.	Qty.	Description
1	215183	1	Ring
2	215183	1	Ring
3	215183	1	Ring
4	224083	1	Ring
5	225603	1	Bearing
6	224083	1	Ring
7	233389	1	Bearing
8	223877	1	Ring
9	235043	1	Gear
10	731160	1	Ring
11	223877	1	Ring
12	230829	1	Bearing
13	654613	1	Ring
14	232089	1	Retainer
14A	†232088	1	Retainer
15	230822	1	Spring
16	_____	1	Clutch assy
17	230822	1	Spring
18	232089	1	Retainer
18A	†232088	1	Retainer
19	654613	1	Ring
20	230860	1	Bearing
21	223874	1	Ring
22	731160	1	Ring
23	231098	1	Gear
24	230906	1	Spacer
25	223874	1	Ring
26	233390	1	Bearing
27	658038	1	Bearing
28	231198	1	Gear
29	731160	1	Ring
30	654613	1	Ring
31	654613	1	Ring
32	232089	1	Retainer
32A	†232088	1	Retainer

No.	Part No.	Qty.	Description
33	230822	1	Spring
34	_____	1	Clutch assy
35	230822	1	Spring
36	232089	1	Retainer
36A	†232088	1	Retainer
37	654613	1	Ring
38	230829	1	Bearing
39	223877	1	Ring
40	731160	1	Ring
41	235043	1	Gear
42	223877	1	Ring
43	233389	1	Bearing
44	224083	1	Ring
45	230889	1	Ring
46	223349	1	Bearing
47	224083	1	Ring
48	215183	1	Ring
49	215183	1	Ring
50	215183	1	Ring
51	230886	1	Bearing
52	231554	1	Bearing
53	230888	1	Ring
54	230885	1	Bearing
55	223964	1	Ring
56	231229	1	Gear
57	731160	1	Ring
58	223964	1	Ring
59	230885	1	Bearing
60	230888	1	Ring
61	654613	1	Ring
62	232089	1	Retainer
63	230822	1	Spring
64	232088	1	Retainer
65	_____	1	Clutch assy
66	1C-618	5	Bolt

†See Index



TS-11305

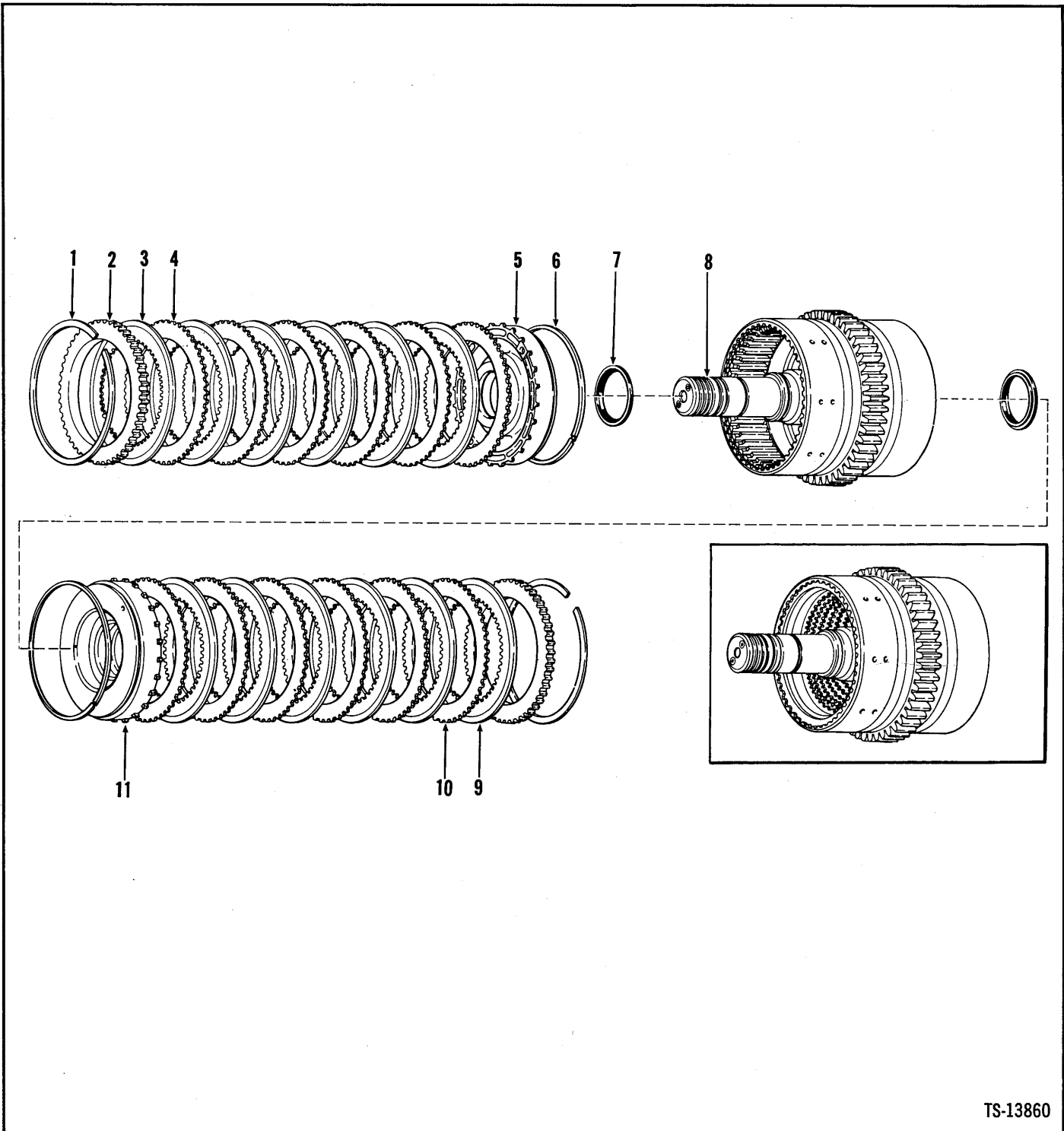
Transmission Gear & Shaft Group



No.	Part No.	Qty.	Description
67	4E-06	5	Lockwasher
68	233955	1	Cap
69	231193	1	Gasket
70	9C-614	3	Bolt
71	233959	1	Plate
72	10J-15	1	Ball
73	233968	1	Bearing
73A	234649	1	Ring
74	233954	1	Cover
75	224106	1	Ring
76	230871	1	Gear
77	234540	1	Gear
78	208768	1	Ring
79	25K-30016	1	O-ring
80	16F-02	1	Plug
81	-----	—	Omit
82	-----	—	Omit
83	1C-922	3	Bolt
84	4E-09	3	Lockwasher
85	231412	1	Cap
86	231639	1	Nut
87	-----	—	Omit
88	230952	1	Ring
89	10J-15	1	Ball
90	231646	1	Bearing
91	232484	1	Gasket
92	1C-940	1	Bolt
92A	4E-09	1	Lockwasher
93	225823	1	Seal
94	231817	1	Cap
95	25K-30026	1	O-ring
96	742240	1	Cup
97	1315447	1	Cone

No.	Part No.	Qty.	Description
98	234541	1	Gear
99	25K-40412	1	O-ring
100	4E-09	4	Lockwasher
101	1C-928	4	Bolt
102	222960	1	Nut
103	222179	1	Washer
104	25K-60116	1	O-ring
105	230864	1	Flange
106	17C-922	4	Bolt
107	4E-09	4	Lockwasher
108	2500170	1	Brake carrier
109	231611	1	Case
110	233964	1	Shaft
111	233965	1	Spacer
112	1315447	1	Cone
113	1303281	1	Cup
114	25K-40400	1	O-ring
115	‡ ² 231848	—	Shim
115A	‡ ³ 231849	—	Shim
115B	‡ ⁴ 231850	—	Shim
115C	‡ ⁵ 231851	—	Shim
116	4E-09	4	Lockwasher
117	1C-920	4	Bolt
118	231136	1	Flange
119	222179	1	Washer
120	222960	1	Nut
121	25K-60116	1	O-ring
122	230954	1	Seal
123	231818	1	Cap
124	224083	1	Ring
125	743439	1	Bearing
126	235502	1	Shaft
127	224065	1	Ring

‡004 (0,10 mm)
 ‡007 (0,17 mm)
 ‡010 (0,25 mm)
 ‡020 (0,50 mm)

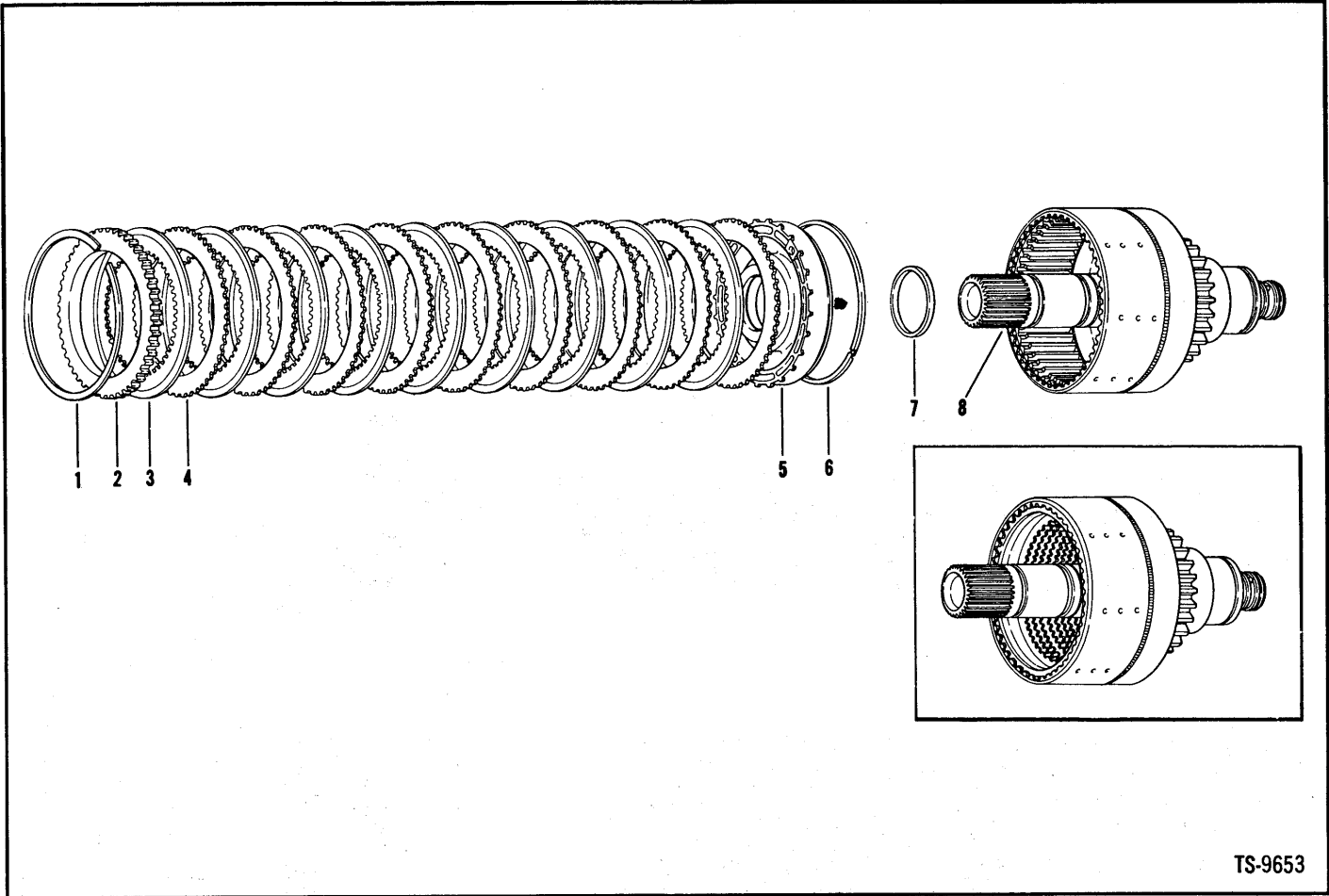


TS-13860

No.	Part No.	Qty.	Description
1	215190	2	Ring
2	224774	2	Plate
3	232584	6	Disc inner
4	224772	6	Disc outer
5	235131	1	Piston
6	224771	2	Ring

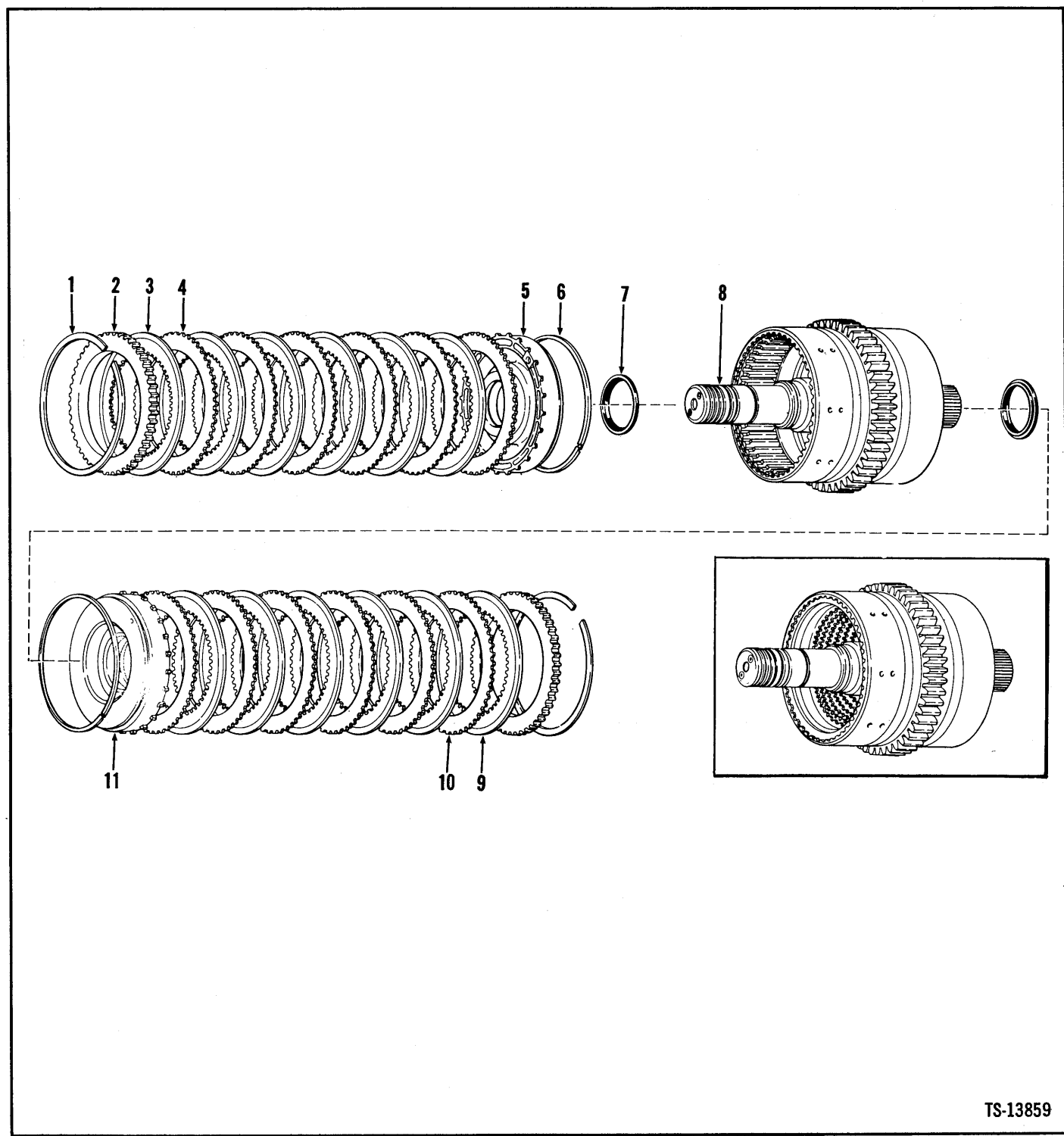
No.	Part No.	Qty.	Description
7	230857	2	Seal
8	235038	1	Drum shaft assy
9	233166	6	Disc inner
10	224772	6	Disc outer
11	230850	1	Piston

Transmission Clutch Group – Low



TS-9653

No.	Part No.	Qty.	Description
1	215190	1	Ring
2	224774	1	Plate
3	230911	9	Disc inner
4	224772	9	Disc outer
5	230850	1	Piston
6	224771	1	Ring
7	230857	1	Seal
8	234539	1	Drum shaft assy

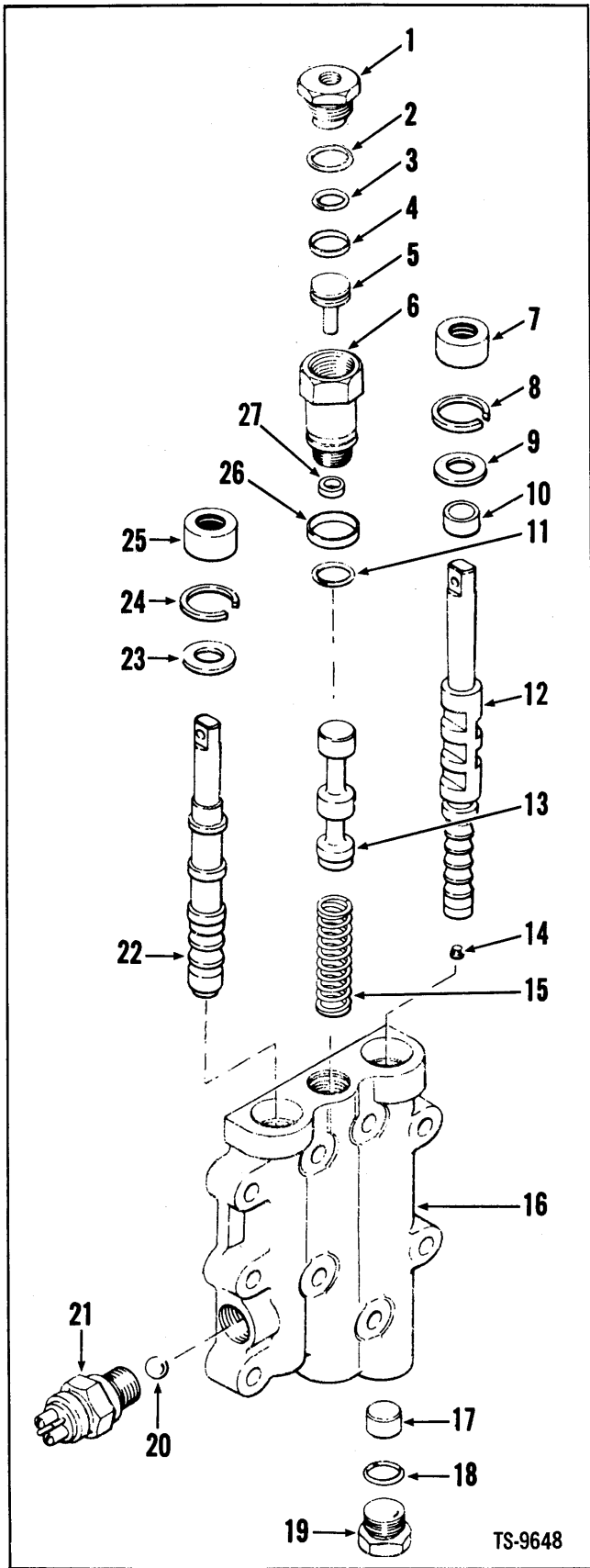


TS-13859

No.	Part No.	Qty.	Description
1	215190	2	Ring
2	224774	2	Plate
3	232584	6	Disc inner
4	224772	6	Disc outer
5	235131	1	Piston
6	224771	2	Ring

No.	Part No.	Qty.	Description
7	230857	2	Seal
8	235034	1	Drum shaft assy
9	233166	6	Disc inner
10	224772	6	Disc outer
11	230850	1	Piston

Transmission Control Valve



No.	Part No.	Qty.	Description
A	1235166	1	Valve transm control
1	235095	1	Plug valve
2	91F-10	1	O-ring
3	25K-30030	1	O-ring
4	235138	1	Ring
5	235094	1	Piston
6	235093	1	Valve de-clutch
7	234651	1	Seal
8	664140	1	Ring
9	217657	1	Washer
10	231840	1	Spacer
11	25K-30022	1	O-ring
12	§ ³ -----	—	Spool
13	§ ³ -----	—	Spool
14	16F-01	1	Plug pipe
15	231164	1	Spring
16	§ ³ -----	—	Valve body
17	231839	1	Spacer
18	91F-7	1	O-ring
19	24K-7	1	Plug pipe
20	10J-12	1	Ball
21	229729	1	Switch neutral start
22	§ ³ -----	—	Spool
23	217657	1	Washer
24	664140	1	Ring
25	234651	1	Seal
26	228931	1	Seal
27	229131	1	Seal

¹Inc. 1 → 27
²Inc. 1 → 5, 11, 26, 27
³See "A"

(

(

(

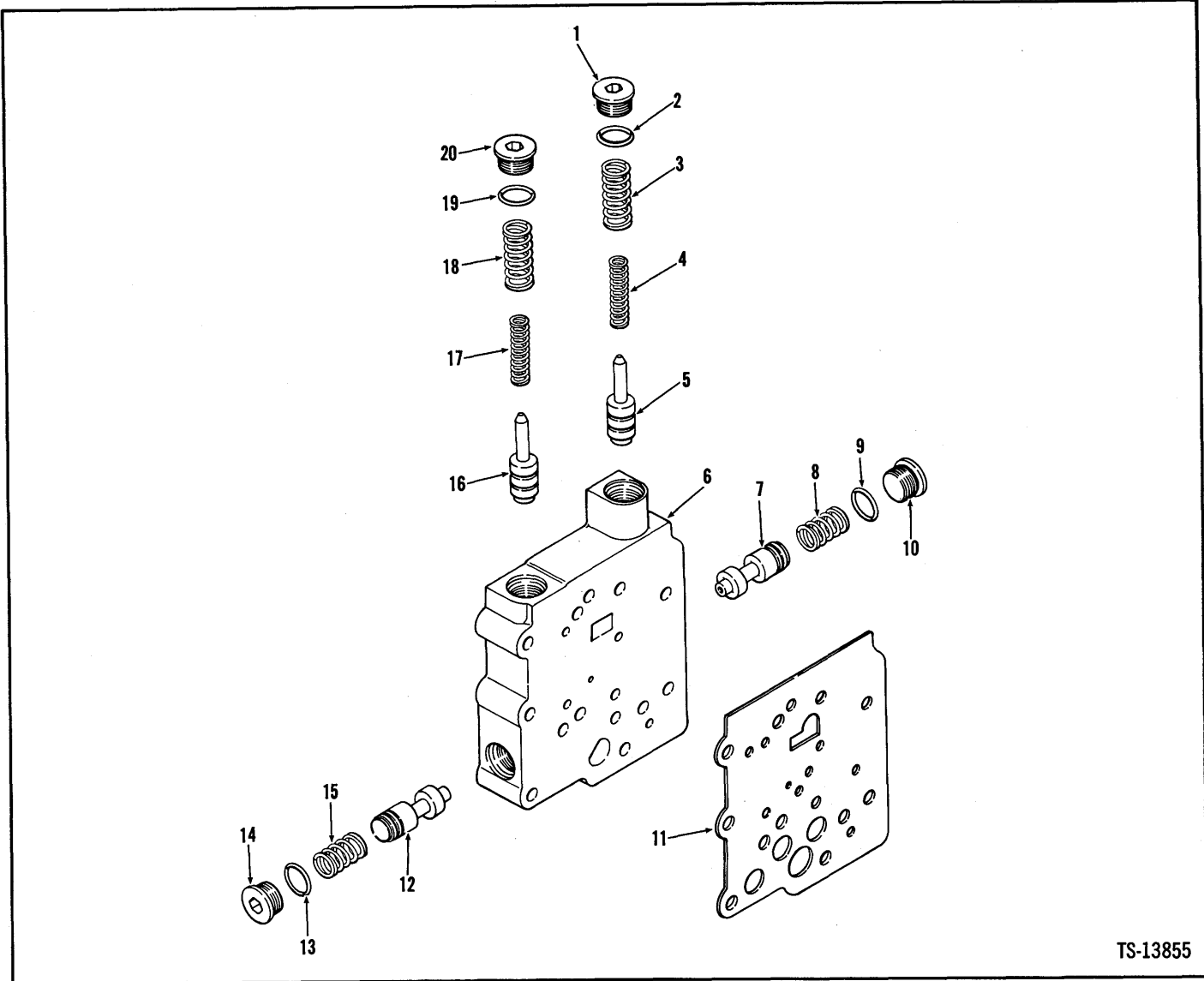
(

(

(

(

Transmission Modulated Valve Assembly



TS-13855

No.	Part No.	Qty.	Description
A	² 234867	1	Valve assy
1	³ 47K-7	1	Plug
2	91F-7	1	O-ring
3	⁴ 234668	1	Spring
4	⁵ 234669	1	Spring
5	234667	1	Valve accumulator
6	⁶ _____	1	Body
7	234664	1	Spool
8	234665	1	Spring
9	91F-7	1	O-ring
10	⁷ 47K-7	1	Plug

No.	Part No.	Qty.	Description
11	234663	1	Gasket
12	234664	1	Spool
13	91F-7	1	O-ring
14	⁸ 47K-7	1	Plug
15	234665	1	Spring
16	234667	1	Valve accumulator
17	⁹ 234669	1	Spring
18	⁴ 234668	1	Spring
19	91F-7	1	O-ring
20	³ 47K-7	1	Plug

²Inc. 1→10, 12→20

³Inc. 2

⁴Outer

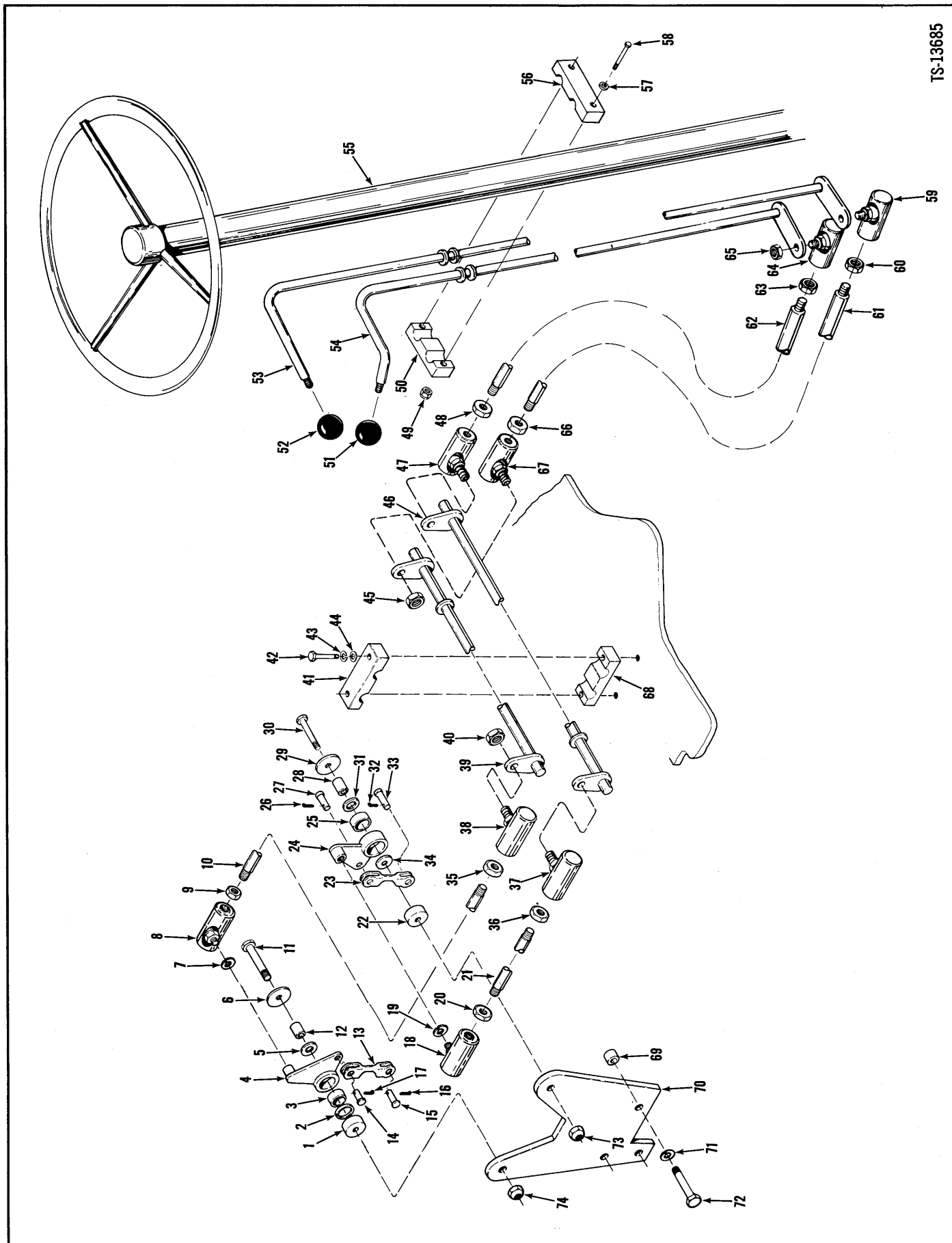
⁵Inner

⁶See A

⁷Inc. 9

⁸Inc. 13

⁹Inc. 19



Transmission Control Levers & Linkage

MICHIGAN

No.	Part No.	Qty.	Description
1	675889	1	Spacer
2	1522535	1	Seal
3	675227	1	Bearing
4	² 2504034	1	Bellcrank
5	1522535	1	Seal
6	561912	1	Washer
7	4E-05	1	Lockwasher
8	1301361	1	Ball joint
9	8D-05	1	Nut
10	³ 2504025	1	Rod assy
11	24C-844	1	Bolt
12	1503251	1	Sleeve
13	2505201	1	Rod
14	4F-05062	1	Pin
15	4F-05062	1	Pin
16	1F-408	1	Pin cotter
17	1F-408	1	Pin cotter
18	1301361	1	Ball joint
19	4E-05	1	Lockwasher
20	8D-05	1	Nut
21	⁴ 2504023	1	Rod assy
22	675889	1	Spacer
23	2505200	1	Rod
24	⁵ 2504034	1	Bellcrank
25	675227	1	Bearing
26	1F-408	1	Pin cotter
27	4F-05062	1	Pin
28	1503251	1	Sleeve
29	561912	1	Washer
30	24C-844	1	Bolt
31	1522535	1	Seal
32	1F-408	1	Pin cotter
33	4F-05062	1	Pin
34	1522535	1	Seal
35	8D-05	1	Nut
36	8D-05	1	Nut
37	1301361	1	Ball joint

No.	Part No.	Qty.	Description
38	1301361	1	Ball joint
39	2504039	1	Bellcrank
40	66D-05	2	Nut
41	2501574	2	Support
42	24C-544	4	Bolt
43	4E-05	4	Lockwasher
44	25E-15	4	Washer
45	66D-05	2	Nut
46	2504038	1	Bellcrank
47	1301361	1	Ball joint
48	8D-05	1	Nut
49	66D-05	4	Nut
50	2501574	2	Support
51	509772	1	Knob
52	509772	1	Knob
53	2504036	1	Rod assy
54	2504037	1	Rod assy
55	1-----	1	Steering column
56	2501574	2	Support
57	25E-15	4	Washer
58	24C-548	4	Bolt
59	1301361	1	Ball joint
60	8D-05	1	Nut
61	⁶ 2504027	1	Rod assy
62	⁷ 2504024	1	Rod assy
63	8D-05	1	Nut
64	1301361	1	Ball joint
65	66D-05	2	Nut
66	8D-05	1	Nut
67	1301361	1	Ball joint
68	2501574	2	Support
69	2506703	3	Spacer
70	2504040	1	Plate
71	4E-06	3	Lockwasher
72	23C-640	3	Bolt
73	18D-08	1	Nut
74	18D-08	1	Nut

¹See Index

²Inc. 3

³Inc. 8, 9, 35, 38

⁴Inc. 18, 20, 36, 37

⁵Inc. 25

⁶Inc. 59, 60, 66, 67

⁷Inc. 47, 48, 63, 64

(

(

(

(

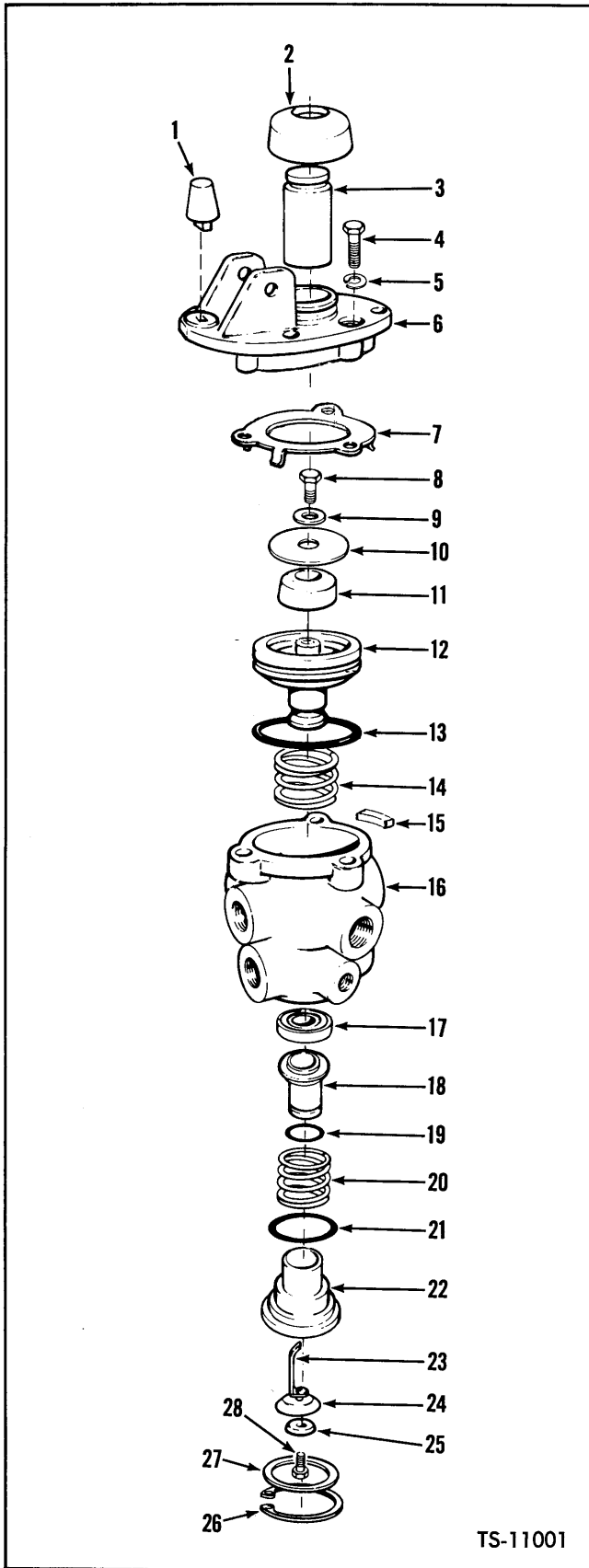
(

(

(

Group V

Valve Air BrakeV2
Valve Assembly Flow DividerV3
Valve Assembly – MainV5
Valve Assembly – SteeringV6
Valve Control Levers & Linkage (Two Spool)V7



No.	Part No.	Qty.	Description
A	*1945996	2	Valve kit
B	*3290125	1	Repair kit
C	*3290124	1	Repair kit
D	*3290099	1	Repair kit
E	*3290106	1	Repair kit
1	513932	1	Stop rubber
2	875762	1	Boot
3	3290122	1	Plunger
4	1C-520	3	Bolt
5	4E-05	3	Lockwasher
6	949260	1	Plate
7	894543	1	Retainer
8	21C-410	1	Bolt
9	894542	1	Washer
10	894541	1	Valve seat
11	894540	1	Spring
12	894539	1	Piston
13	25K-40204	1	O-ring
14	875754	1	Spring
15	949261	1	Filter
16	3290105	1	Body
17	894537	1	Retainer
18	894538	1	Valve
19	25K-20020	1	O-ring
20	894536	1	Spring
21	25K-30112	1	O-ring
22	894535	1	Valve seat
23	894534	1	Spring
24	894533	1	Diaphragm
25	894532	1	Washer
26	661415	1	Ring
27	949264	1	Washer
28	87G-806	1	Screw

¹Inc. 1→28

²Inc. 1, 2, 11, 13→15, 18→21, 23, 24

³Inc. 1, 2, 18, 19, 21, 24

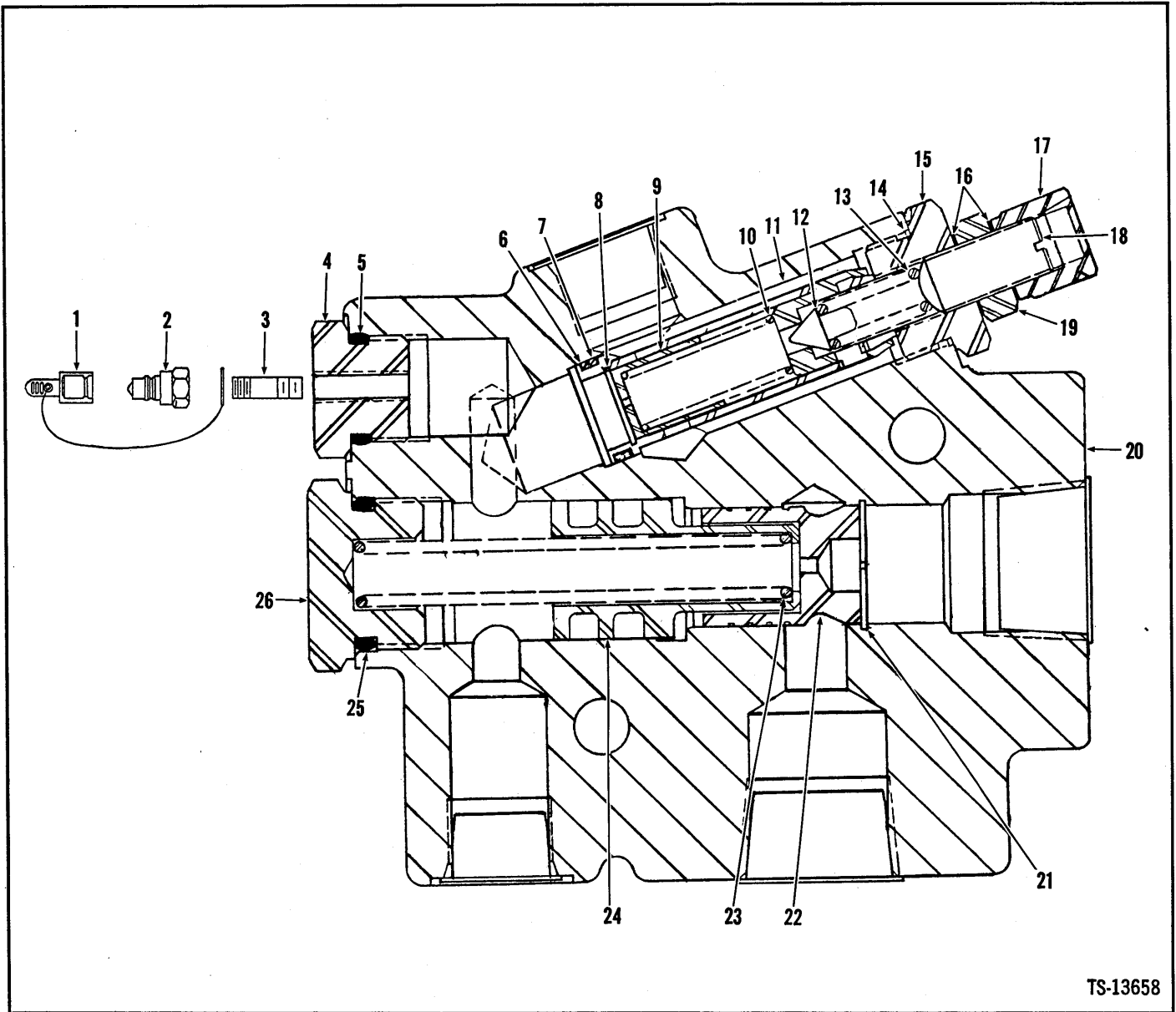
⁴Inc. 8→12

⁵Inc. 17→25, 28

*2 used per machine. Quantities listed are for 1.

Valve Assembly Flow Divider

MICHIGAN



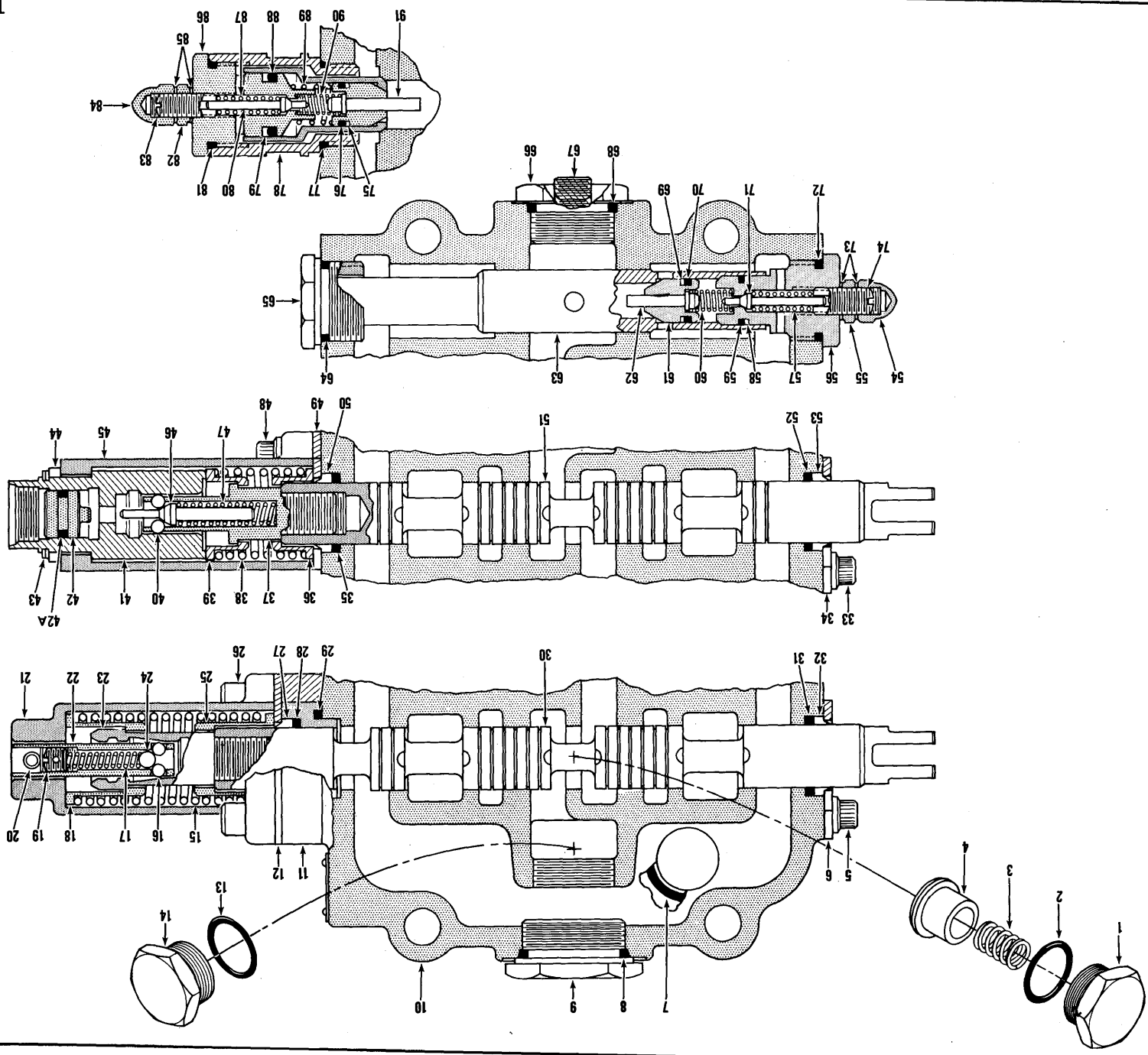
TS-13658

No.	Part No.	Qty.	Description
A	3953111	1	Valve assy
1	600689	1	Cap
2	1306142	1	Adapter
3	5K-207	1	Nipple
4	960133	1	Plug
5	91F-7	1	O-ring
6	945832	1	O-ring
7	949904	1	Ring back-up
8	659041	1	Ring retaining
9	949899	1	Piston
10	949898	1	Spring
11	§³-----	—	Piston
12	5202527	1	Poppet
13	5202528	1	Spring

No.	Part No.	Qty.	Description
14	949905	1	Gasket
15	949897	1	Sleeve
16	886020	2	Gasket
17	885105	1	Cap
18	949903	1	Adjusting screw
19	949900	1	Nut
20	§³-----	—	Housing
21	662770	1	Ring retaining
22	949894	1	Piston
23	949896	1	Spring
24	949895	1	Piston
25	791553	1	O-ring
26	949902	1	Plug

²Inc. 4 → 26
 ³See A

TS-11903 D



Valve Assembly – Main

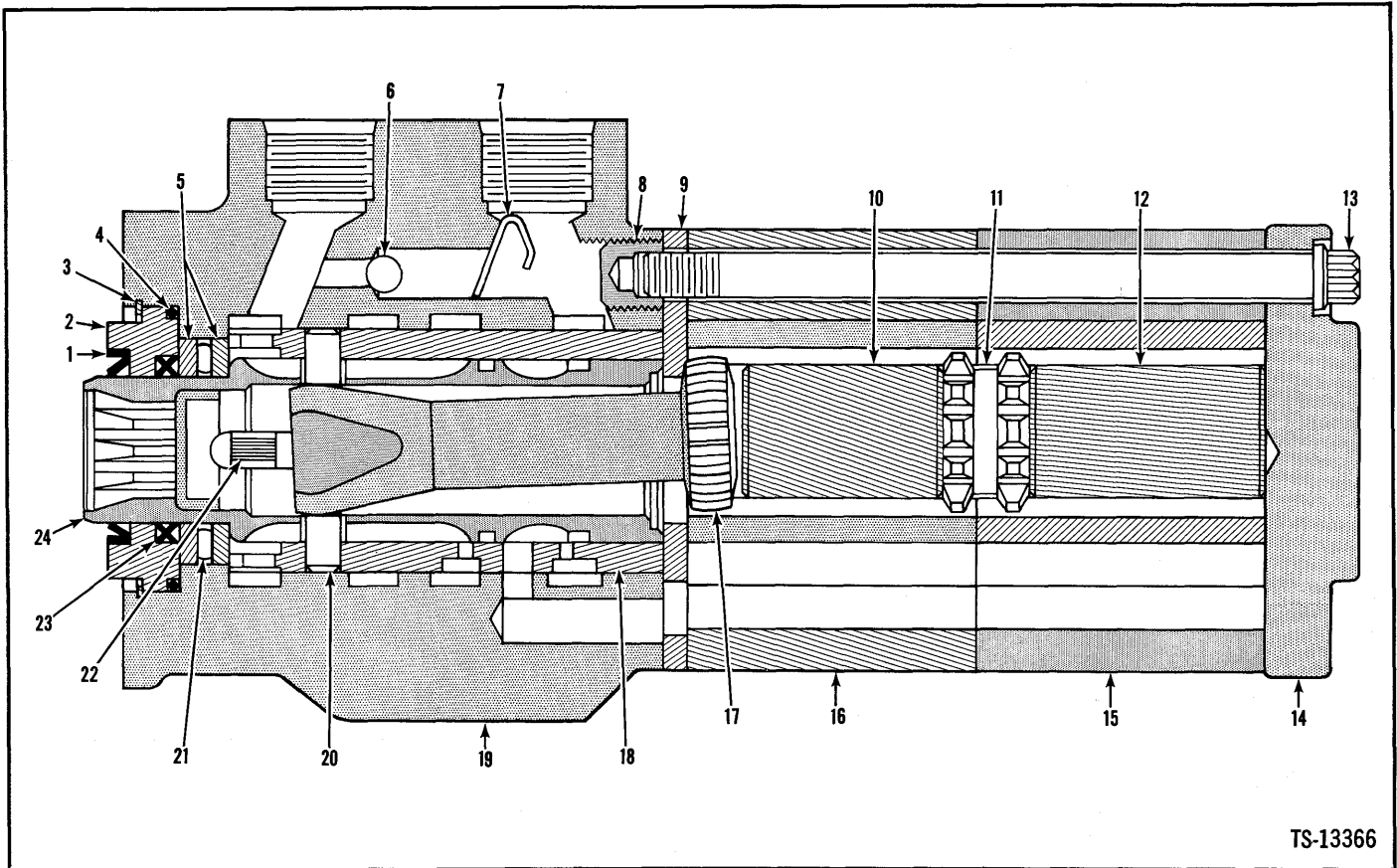
MICHIGAN

No.	Part No.	Qty.	Description
A	3980667	1	Valve assy
1	5208957	2	Plug
2	791553	2	O-ring
3	947045	2	Spring
4	947046	2	Poppet
5	71G-610	2	Screw
6	947044	1	Plate
7	25K-40108	1	O-ring
8	949948	1	O-ring
9	949945	1	Plug
10	§²-----	—	Housing
11	949952	1	Spacer
12	947044	1	Plate
13	91F-10	1	O-ring
14	949947	1	Plug
15	949873	1	Spring
16	877420	3	Ball
17	949874	1	Spring
18	949871	1	Seat
19	949984	1	Setscrew
20	5201521	1	Pin
21	949872	1	Cover
22	949883	1	Pin
23	949875	1	Sleeve
24	949946	1	Ball
25	949871	1	Seat
26	11G-628	1	Screw
27	947048	1	Wiper
28	791553	1	O-ring
29	25K-40108	1	O-ring
30	§²-----	—	Plunger
31	791553	1	O-ring
32	947048	1	Wiper
33	71G-610	2	Screw
34	947044	1	Plate
35	791553	1	O-ring
36	947098	1	Seat
37	949881	1	Pin
38	949882	1	Spring
39	947098	1	Seat
40	877420	3	Ball
41	949880	1	Sleeve
42	949963	1	Piston
42A	948063	1	O-ring
43	949950	1	Ring snap
44	949949	1	Spacer
45	949877	1	Cover
46	949878	1	Cam
47	949879	1	Spring
48	71G-616	2	Screw
49	947044	1	Plate

No.	Part No.	Qty.	Description
50	947048	1	Wiper
51	§²-----	—	Plunger
52	791553	1	O-ring
53	947048	1	Wiper
54	47D-06	1	Nut
55	8D-06	1	Nut
56	949892	1	Cap
57	948825	1	Spring
58	948849	1	Ring back-up
59	948063	1	O-ring
60	948129	1	Spring
61	§²-----	—	Seat relief
62	949893	1	Piston
63	§²-----	—	Sleeve
64	791553	1	O-ring
65	5206975	1	Plug
66	949944	1	Plug
67	16F-04	1	Plug
68	91F-10	1	O-ring
69	949954	1	Ring back-up
70	949953	1	O-ring
71	949891	1	Poppet
72	948297	1	O-ring
73	948043	2	Washer
74	948044	1	Adjusting screw
75	949954	1	Ring back-up
76	949953	1	O-ring
77	91F-10	1	O-ring
78	949886	1	Housing
79	949956	1	Ring back-up
80	949891	1	Poppet
81	91F-10	1	O-ring
82	8D-06	1	Nut
83	948044	1	Adjusting screw
84	47D-06	1	Nut
85	948043	2	Washer
86	949890	1	Cap
87	948825	1	Spring
88	949955	1	O-ring
89	949889	1	Spring
90	949887	1	Spring
91	949888	1	Piston

1Inc. 1→91

2See A



TS-13366

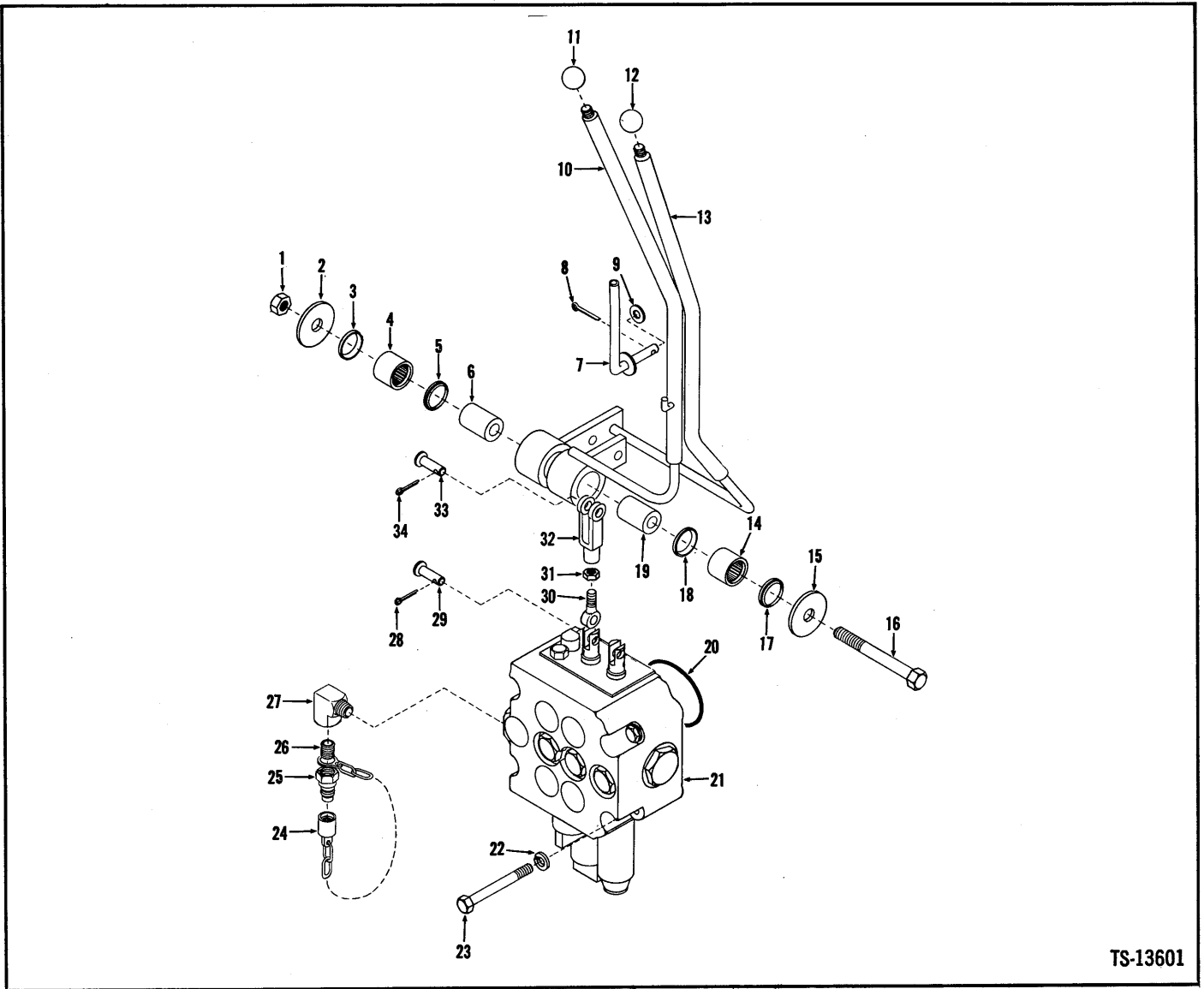
No.	Part No.	Qty.	Description
A	2504089	1	Valve assy
1	6517944	1	Seal
2	994005	1	Bushing
3	960189	1	Ring
4	1306624	1	Seal
5	994025	2	Bearing race
6	10J-08	1	Ball
7	994027	1	Spring
8	960191	1	Insert
9	994006	1	Plate
10	1567077	1	Spacer
11	1567079	1	Spline
12	5200205	1	Spacer
13	946-564	7	Bolt
14	994003	1	Cap
15	949958	1	Gear set
16	949958	1	Gear set
17	1567085	1	Shaft
18	§²-----	—	Sleeve
19	§²-----	—	Housing
20	896544	1	Pin
21	3292657	1	Bearing
22	896497	6	Spring
23	6517945	1	Seal
24	§²-----	—	Spool

¹Inc. 1→24

²See A

Valve Control Levers & Linkage (Two Spool)

MICHIGAN



TS-13601

No.	Part No.	Qty.	Description
1	18D-08	1	Nut
2	569909	1	Washer
3	1522535	1	Ring
4	675227	1	Bearing
5	1522535	1	Ring
6	1503251	1	Sleeve
7	3980708	1	Lever stop assy
8	1F-516	1	Pin cotter
9	25E-21	1	Washer
10	2506208	1	Lever
11	509772	1	Knob
12	509772	1	Knob
13	2506209	1	Lever
14	675227	1	Bearing
15	569909	1	Washer
16	24C-872	1	Bolt
17	1522535	1	Ring

No.	Part No.	Qty.	Description
18	1522535	1	Ring
19	1503251	1	Sleeve
20	25K-40108	1	O-ring
21	3980667	1	Valve
22	4E-08	3	Lockwasher
23	24C-856	3	Bolt
24	6000689	1	Cap
25	1306142	1	Coupling
26	5K-207	1	Nipple
27	29F-1	1	Elbow
28	1F-310	2	Pin cotter
29	4F-06106	2	Pin
30	2500416	2	Rod end
31	8D-06	2	Nut
32	2I-6208	2	Clevis
33	4F-06106	2	Pin
34	1F-310	2	Pin cotter

1See Index

(

(

(

(

(

(

(

Group W

Wheel & Tire DataW2



TS-6663

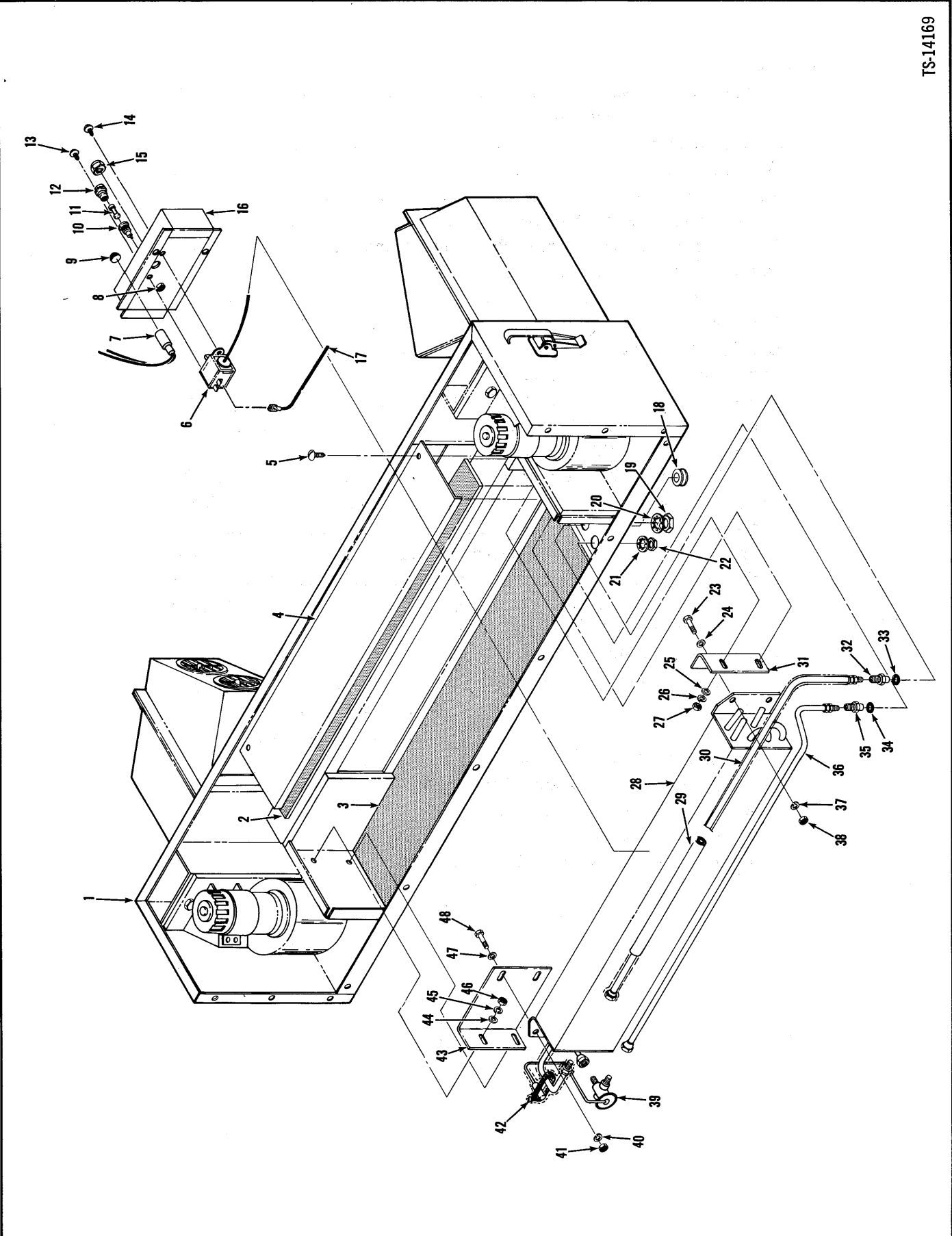
No.	14.0 x 24	15.5 x 25	17.5 x 25	Description	Qty.
1	1540366	1519829	1508626	Wheel	4
2	1517963	1509445	1509445	Stem	4
3	551684	551684	551684	Adapter	4
4	109247	551685	551685	Cap	4
5	-----	-----	-----	Tire	4
6	941326	589401	589401	Flange	4
7	941329	112462	112462	O-ring	4
8	941325	112460	112460	Lockring	4

Inc. 3, 4

W2-1

Group Z

Air Conditioner Assembly	Z3
Air Conditioner Installation	Z5
Alcohol Injector	Z6
Back-Up Alarm Kit	Z7
Boom Kickout Kit	Z9
Bucket Attachment, Drott (4 in 1)	Z11
Bucket, Carrier & Cylinder Assembly – Side Dump	Z12
Bucket Teeth	Z13
Cab Assembly	Z15, Z17
Cab Lights	Z18
Cab Soundproofing	Z19
Cab Wiring	Z20
Cylinder Assembly – Drott (4 in 1) Bucket	Z21
Cylinder Assembly, Side Dump Bucket	Z22
Defroster Fan Assembly	Z23
Fork Lift Attachment – 48" (2538,4 mm)	Z24
Heater Assembly	Z25, Z27
Heater Kit	Z28, Z29
Hydraulic System, Side Dump Bucket	Z30
Lifting Lugs Kit	Z31
Mirror Kit	Z32, Z33
Piping Installation & Parts (Three Spool)	Z35
Relief Valve Assembly, Side Dump Bucket	Z36
Roll Over Protective Structure (ROPS)	Z37
Rotating Beacon Light	Z38
Turn Signal Installation	Z39
Valve Assembly, Main (Three Spool)	Z41
Valve Control Levers & Linkage (Three Spool)	Z43
Windshield Washer Kit	Z44
Windshield Wiper, Front	Z45
Windshield Wiper Kit, Rear	Z46

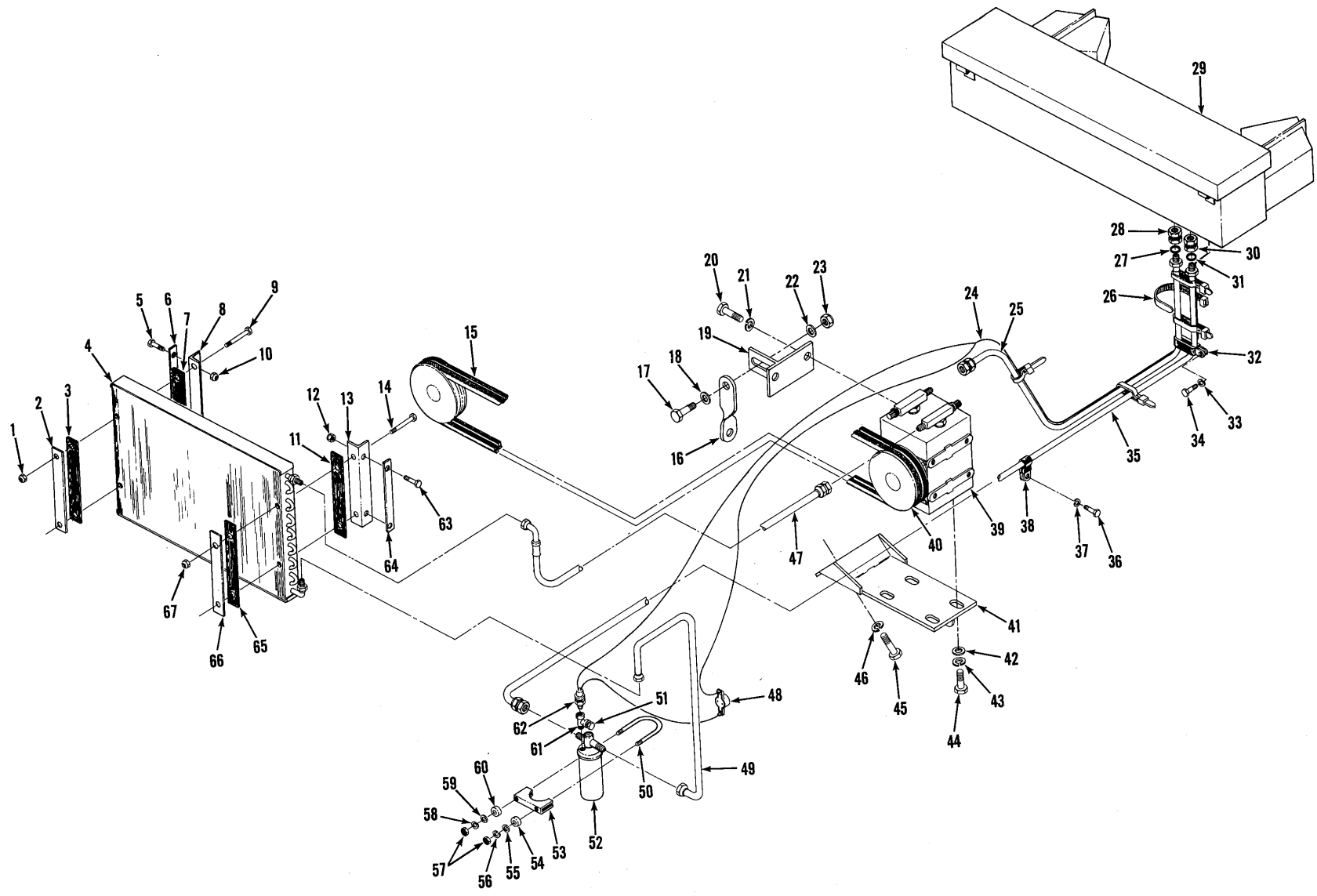


Air Conditioner Assembly



No.	Part No.	Qty.	Description
1	² _____	1	Heater Assy
2	2511310	1	Insulation
3	2511311	1	Insulation
4	2511318	1	Cover
5	2511573	3	Screw
6	949620	1	Thermostat
7	³ 2511172	1	Light
8	⁴ _____	1	Nut
9	⁵ _____	1	Lens
10	⁶ 2511248	1	Fuse holder
11	⁷ 2511491	1	Fuse
12	⁸ _____	1	Cap
13	85G-808	1	Screw
14	85G-808	1	Screw
15	949639	1	Knob
16	² _____	1	Control box
17	2511492	1	Wire
18	949638	1	Grommet
19	731495	1	Nut
20	9E-16	1	Lockwasher
21	960668	1	Lockwasher
22	1310411	1	Nut
23	24C-410	4	Bolt
24	25E-14	2	Washer
25	25E-14	2	Washer
26	23E-04	2	Lockwasher
27	61D-04	2	Nut
28	949601	1	Core
29	⁹ 949608	1	Tape
30	⁹ 2511314	1	Tube assy
31	2511319	1	Angle RH
32	960667	1	Coupling half
33	960666	1	O-ring
34	949700	1	O-ring
35	960673	1	Coupling half
36	¹⁰ 2511313	1	Tube assy
37	23E-04	2	Lockwasher
38	61D-04	2	Nut
39	949600	1	Valve expansion
40	23E-04	2	Lockwasher
41	61D-04	2	Nut
42	949603	1	Clamp
43	2511320	1	Angle LH
44	25E-14	2	Washer
45	23E-04	2	Lockwasher
46	61D-04	2	Nut
47	25E-14	2	Washer
48	24C-410	4	Bolt

²See 2511400 Heater Kit
³Part of 2511173 Harness
⁴See 10
⁵See 7
⁶Inc. 8, 12
⁷6 Amp.
⁸5 ft. (1,53 m)
⁹Inc. 32, 33
¹⁰Inc. 34, 35



Air Conditioner Installation

No.	Part No.	Qty.	Description
A	² 2511686	1	Air cond kit
1	18D-04	2	Nut
2	2511183	1	Flat
3	2511185	1	Strip
4	2511177	1	Condenser core
5	24C-416	2	Bolt
6	2511184	1	Strap
7	2511185	1	Strip
8	2511179	1	Bracket
9	24C-436	2	Bolt
10	18D-04	2	Nut
11	2511185	1	Strip
12	18D-04	2	Nut
13	2511179	1	Bracket
14	24C-436	2	Bolt
15	³ 1516701	1	Belt set
16	1519008	1	Link
17	24C-624	1	Bolt
18	25E-18	1	Washer
19	1519009	1	Bracket
20	23C-616	2	Bolt
21	4E-06	2	Lockwasher
22	25E-18	1	Washer
23	18D-06	1	Nut
24	2511173	1	Harness
25	⁴ 2511672	1	Hose
26	1539058	5	Cable tie
27	2504912	1	O-ring
28	2504910	1	Coupling half
29	⁵ -----	1	Heater
30	2504911	1	Coupling half
31	949700	1	O-ring
32	30H-46	1	Clip
33	4E-06	1	Lockwasher

No.	Part No.	Qty.	Description
34	24C-612	1	Bolt
35	⁶ 2511397	1	Hose
36	24C-612	1	Bolt
37	4E-06	1	Lockwasher
38	30H-46	2	Clip
39	1519401	1	Compressor
40	1516703	1	Clutch
41	1516692	1	Bracket
42	565280	4	Washer
43	4E-06	4	Lockwasher
44	23C-620	4	Bolt
45	23C-616	3	Bolt
46	4E-06	3	Lockwasher
47	2511395	1	Hose
48	949605	1	Thermostat switch
49	2511180	1	Tube
50	⁷ -----	1	Clamp
51	960304	1	Fuse plug
52	⁸ 2511176	1	Dryer
53	⁹ 359756	1	Clamp
54	2511182	1	Spacer
55	⁷ -----	1	Washer
56	⁷ -----	1	Lockwasher
57	⁷ -----	1	Nut
58	⁷ -----	1	Lockwasher
59	⁷ -----	1	Washer
60	2511182	1	Spacer
61	626582	1	Tee
62	949623	1	Switch pressure
63	24C-416	2	Bolt
64	2511184	1	Strap
65	2511185	1	Strip
66	2511183	1	Flat
67	18D-04	2	Nut

²Inc. 1→28, 30→67 & page Z3

³Matched Set of 2

⁴Inc. 27, 28

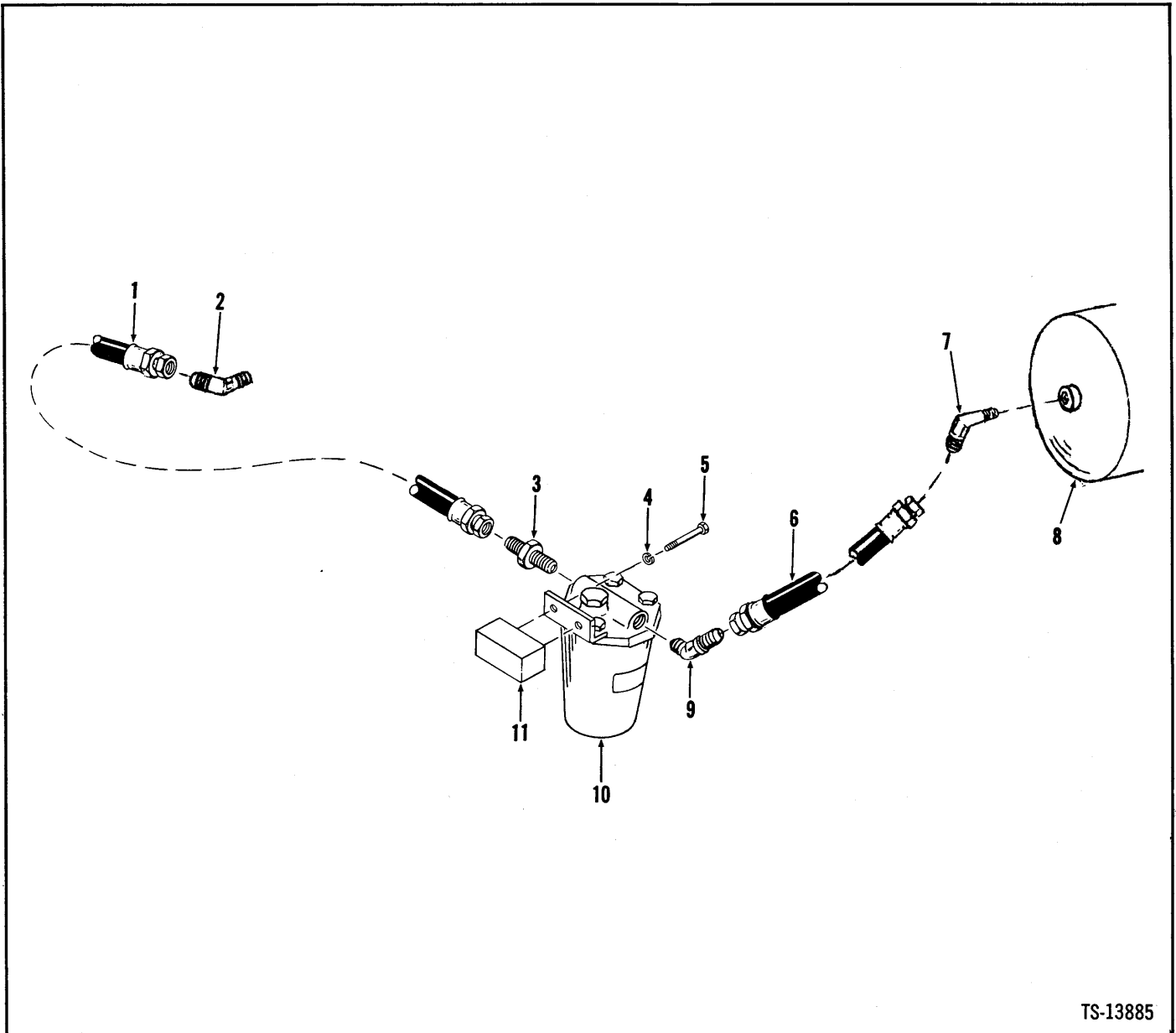
⁵See 2511400 Heater Kit

⁶Inc. 30, 31

⁷See 53

⁸Inc. 51

⁹Inc. 50, 55→59

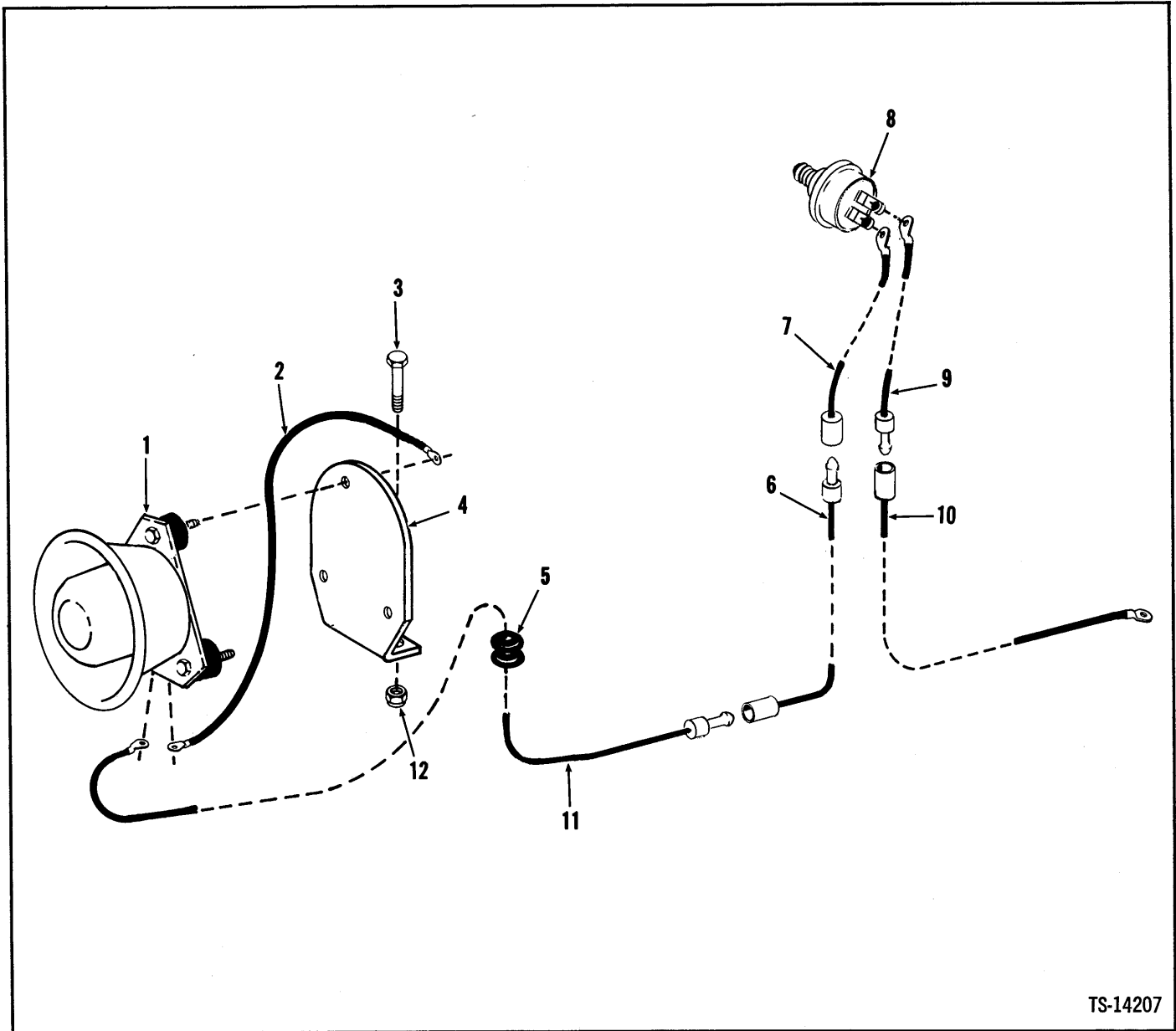


TS-13885

No.	Part No.	Qty.	Description
1	2504481	1	Hose
2	83F-7	1	Elbow
3	89F-7	1	Adapter
4	4E-06	2	Lockwasher
5	24C-612	2	Bolt
6	2504481	1	Hose
7	83F-7	1	Elbow
8	1-----	1	Air tank
9	84F-7	1	Elbow
10	² 1545296	1	Alcohol injector
10A	[†] 993212	1	Seal body
10B	[†] 993139	1	Seal plug
11	2503133	1	Tapped block

¹See Index
²inc. 10A, 10B

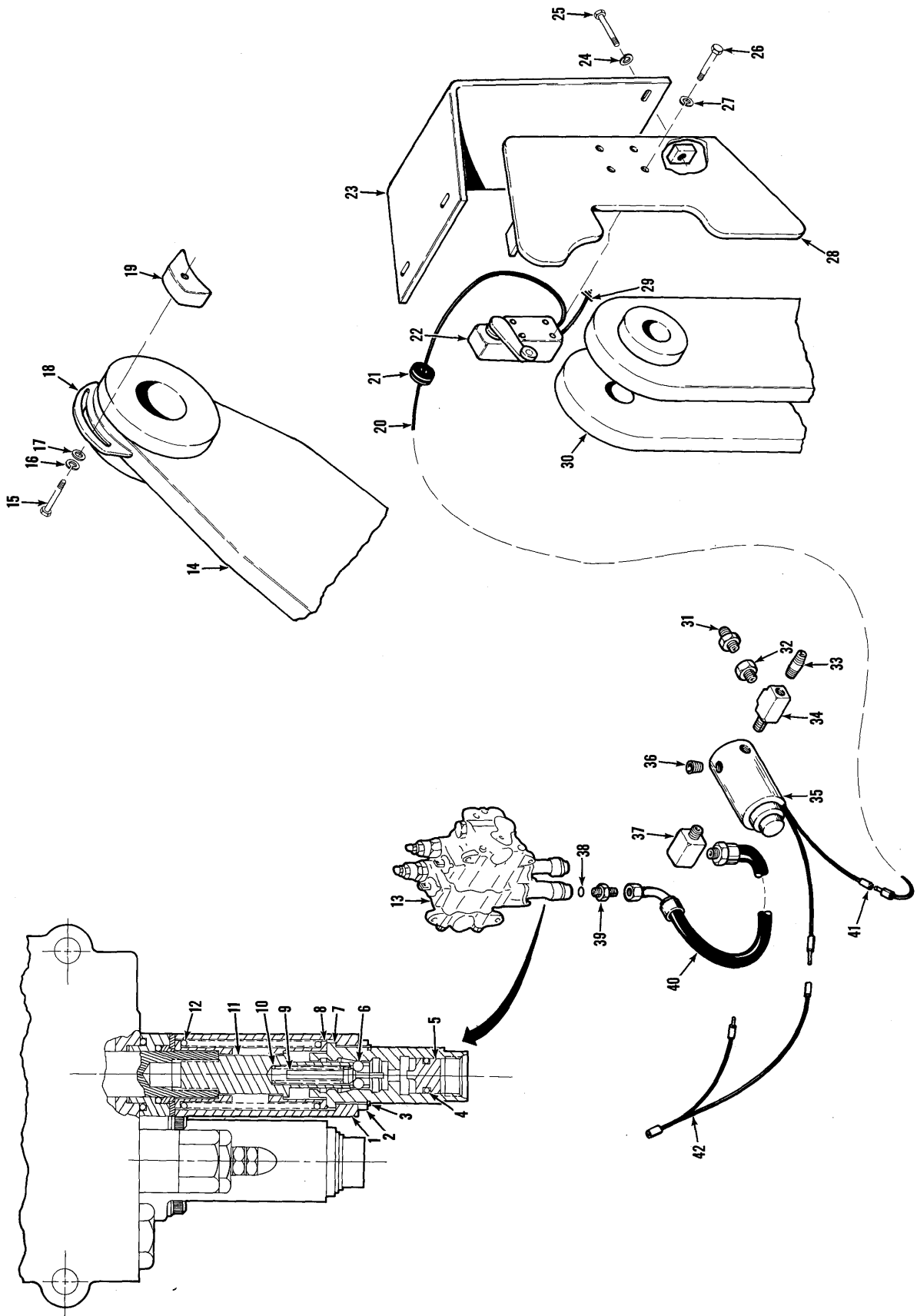
Back-up Alarm Kit



TS-14207

No.	Part No.	Qty.	Description
A	2512428	1	Alarm kit
1	1542966	1	Back-up alarm
2	1543539	1	Wire
3	24C-620	2	Bolt
4	2511559	1	Bracket
5	1010338	1	Grommet
6	2512427	1	Wire
7	2512426	1	Wire
8	2506758	1	Switch pressure
9	2512425	1	Wire
10	2512460	1	Wire
11	2512425	1	Wire
12	18D-06	2	Nut
13	†1539058	8	Cable tie

†Inc. 1→13



Boom Kickout Kit

No.	Part No.	Qty.	Description
A	² 2505853	1	Kit boom kickout
B	³ 2505905	1	Detent assy
1	949877	1	Cover
2	949949	1	Spacer
3	949950	1	Ring snap
4	948063	1	O-ring
5	949963	1	Piston
6	877420	3	Ball
7	960458	1	Sleeve
8	949871	2	Spring seat
9	875778	1	Cam
10	960456	1	Spring
11	960457	1	Detent pin
12	960459	1	Spring
13	¹ _____	1	Valve assy main
14	¹ _____	1	Boom
15	24C-416	1	Bolt
16	4E-04	1	Lockwasher
17	25E-13	1	Washer
18	⁴ 2505816	1	Bracket
19	2505815	1	Cam
20	1510088	1	Wire assy
21	1548626	1	Grommet
22	1767898	1	Switch limit
22A	[†] 990556	1	Arm
23	2505817	1	Cover
24	4E-04	2	Lockwasher
25	24C-412	2	Bolt
26	23C-412	2	Bolt
27	4E-04	2	Lockwasher
28	⁵ 2505818	1	Bracket
29	1548627	1	Wire assy
30	¹ _____	1	Frame
31	89F-4	1	Connector
32	19F-1	1	Bushing
33	5K-210	1	Nipple
34	30F-1	1	Tee
35	⁶ 2510008	1	Solenoid valve
35A	[†] 960903	1	Seal kit
36	1310860	1	Plug
37	31F-2	1	Adapter union
38	91F-7	1	O-ring
39	5204649	1	Adapter
40	2506734	1	Hose
41	1513575	1	Receptacle
42	2506689	1	Harness

¹See Index

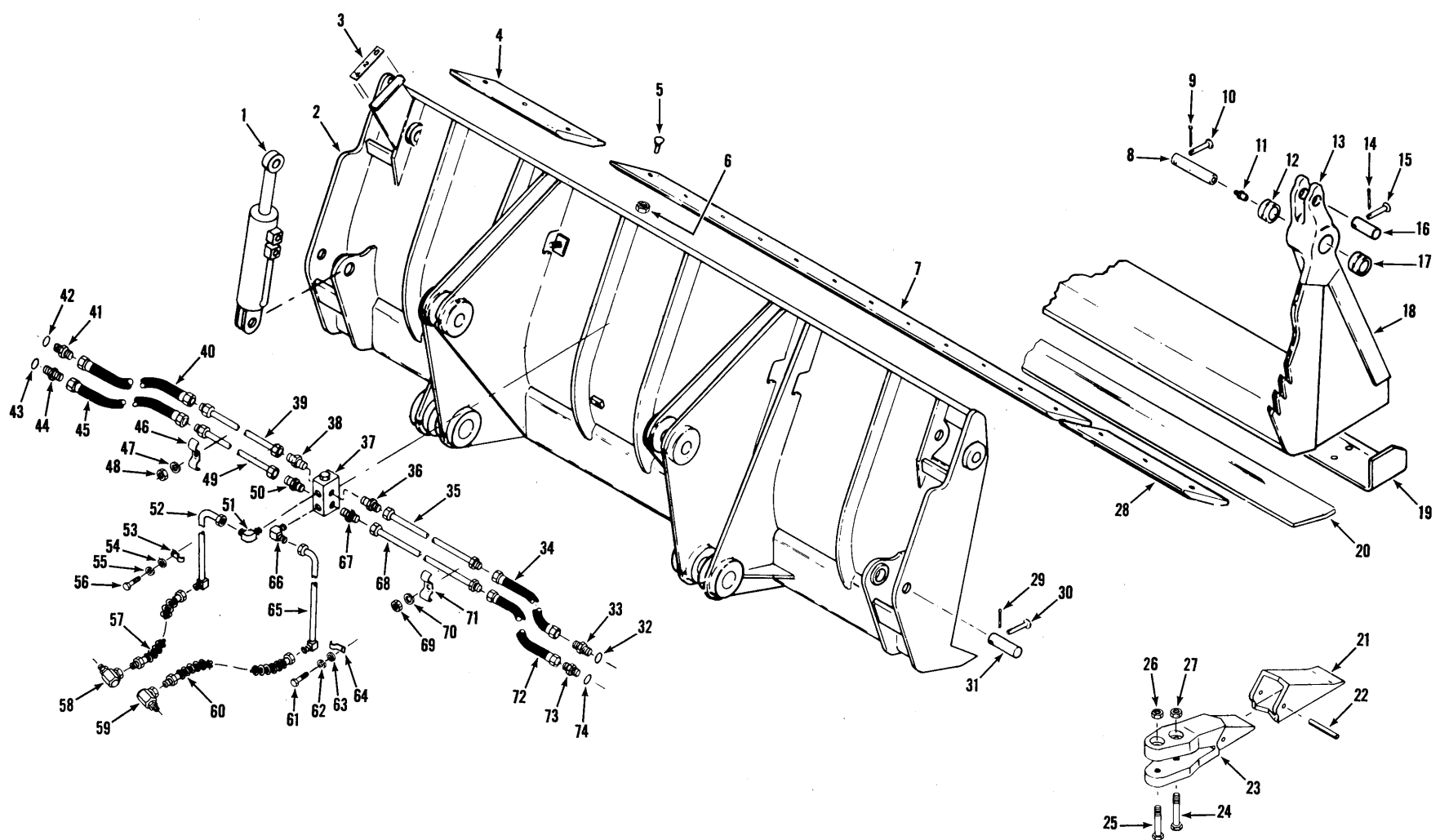
²Inc. 1→42

³Inc. 1→12

⁴Weld to Boom

⁵Weld to Frame

⁶Inc. 35A

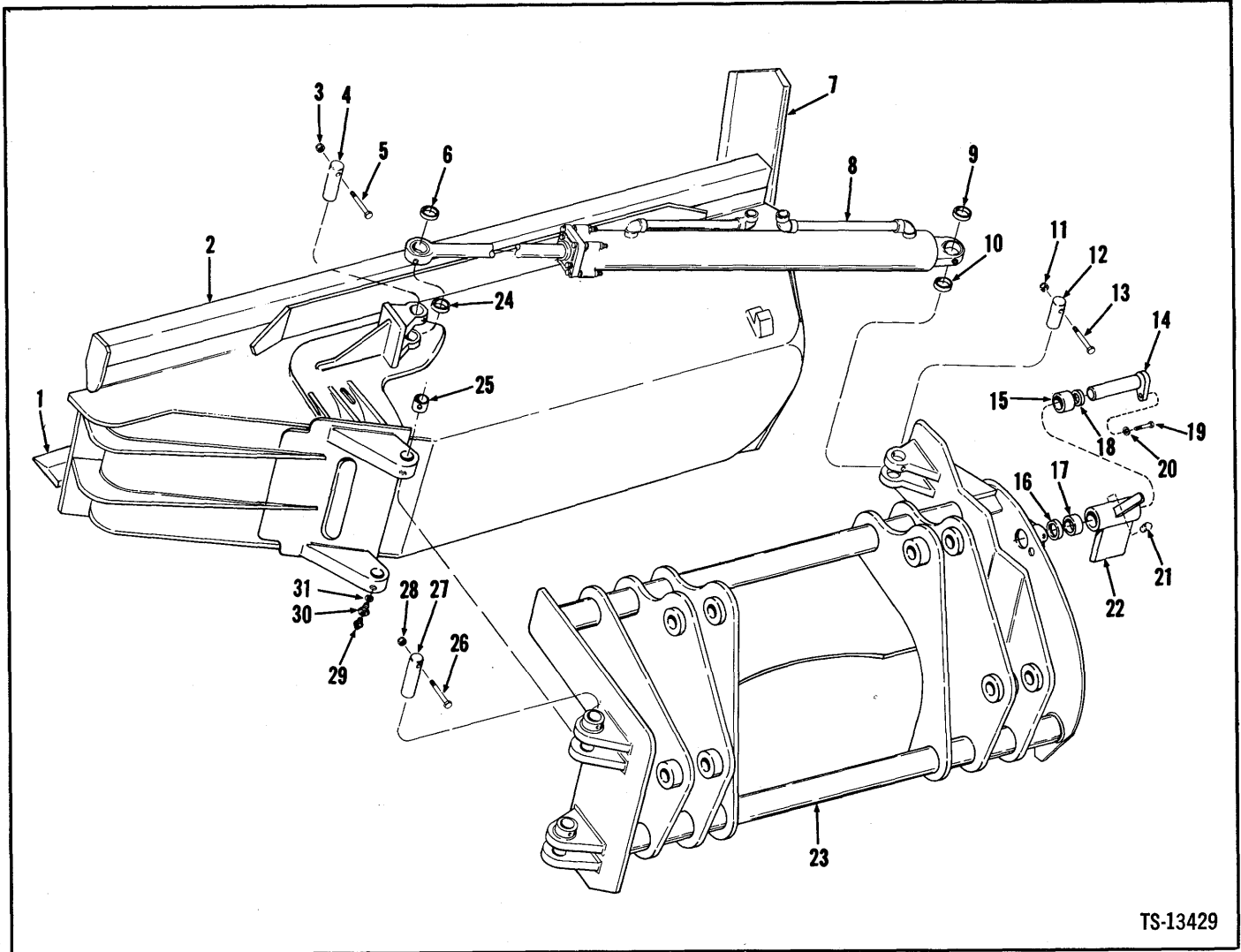


Bucket Attachment, Drott (4 in 1)

No.	Part No.	Qty.	Description
A	¹ 2501472	1	Bucket attachment
B	² 2503505	1	Bucket assy
C	³ 1533389	9	Bucket tooth kit
1	⁴ -----	2	Cylinder assembly
2	⁵ 2504104	1	Bucket back assy
3	2504098	1	Decal clam opening
4	1533344	1	Corner bit
5	⁶ 513603	18	Bolt assy
6	61D-12	18	Nut
7	1533367	1	Cutting edge back
8	3677351	2	Pin
9	1F-416	2	Pin cotter
10	1534323	2	Pin
11	10H-25	2	Fitting grease
12	1533356	2	Bushing
13	1533378	2	Hinge ear
14	1F-416	2	Pin cotter
15	1534323	2	Pin
16	1533352	2	Pin
17	1533356	2	Bushing
18	⁷ 2504102	1	Bucket front assy
19	1533366	1	Cutting edge F
20	1533346	1	Cutting edge R
21	1533336	9	Tip
22	730131	9	Pin
23	⁸ 1533335	9	Bucket tooth assy
24	1C-1048	9	Bolt
25	1C-1052	9	Bolt
26	61D-10	9	Nut
27	61D-10	9	Nut
28	1533344	1	Corner bit
29	1F-416	2	Pin cotter
30	1534322	2	Pin
31	1533343	2	Pin
32	91F-6	1	O-ring
33	⁹ 15K-6	1	Connector
34	1533555	1	Hose
35	1533368	1	Tube
36	89F-7	1	Connector
37	1533373	1	Relief valve
38	89F-7	1	Connector

No.	Part No.	Qty.	Description
39	1533368	1	Tube
40	1533555	1	Hose
41	¹⁰ 15K-6	1	Connector
42	91F-6	1	O-ring
43	91F-6	1	O-ring
44	¹¹ 15K-6	1	Connector
45	1533555	1	Hose
46	1533350	1	Clamp
47	4E-06	1	Lockwasher
48	61D-06	1	Nut
49	1533368	1	Tube
50	89F-7	1	Connector
51	730149	1	Elbow
52	2504100	1	Tube
53	1533347	1	Clamp
54	25E-16	1	Washer
55	4E-06	1	Lockwasher
56	23C-616	1	Bolt
57	569086	1	Hose
58	1509752	1	Swivel joint
59	1509752	1	Swivel joint
60	569086	1	Hose
61	23C-616	1	Bolt
62	4E-06	1	Lockwasher
63	25E-16	1	Washer
64	1533347	1	Clamp
65	2504099	1	Tube
66	730149	1	Elbow
67	89F-7	1	Connector
68	1533368	1	Tube
69	61D-06	1	Nut
70	4E-06	1	Lockwasher
71	1533350	1	Clamp
72	1533555	1	Hose
73	¹² 15K-6	1	Connector
74	91F-6	1	O-ring
75	†1533342	2	Decal clean
76	†2504101	1	Decal tilt cylinder
77	†2503927	1	Indicator assy
78	†2503926	1	Cam lever

¹Incl. B, C, 1→78
²Incl. C, 1→56, 61→76
³Incl. 21→27
⁴See Index
⁵Incl. 4→7, 28
⁶Incl. 6
⁷Incl. 12, 13, 17, 19, 20
⁸Incl. 21, 22
⁹Incl. 32
¹⁰Incl. 42
¹¹Incl. 43
¹²Incl. 74

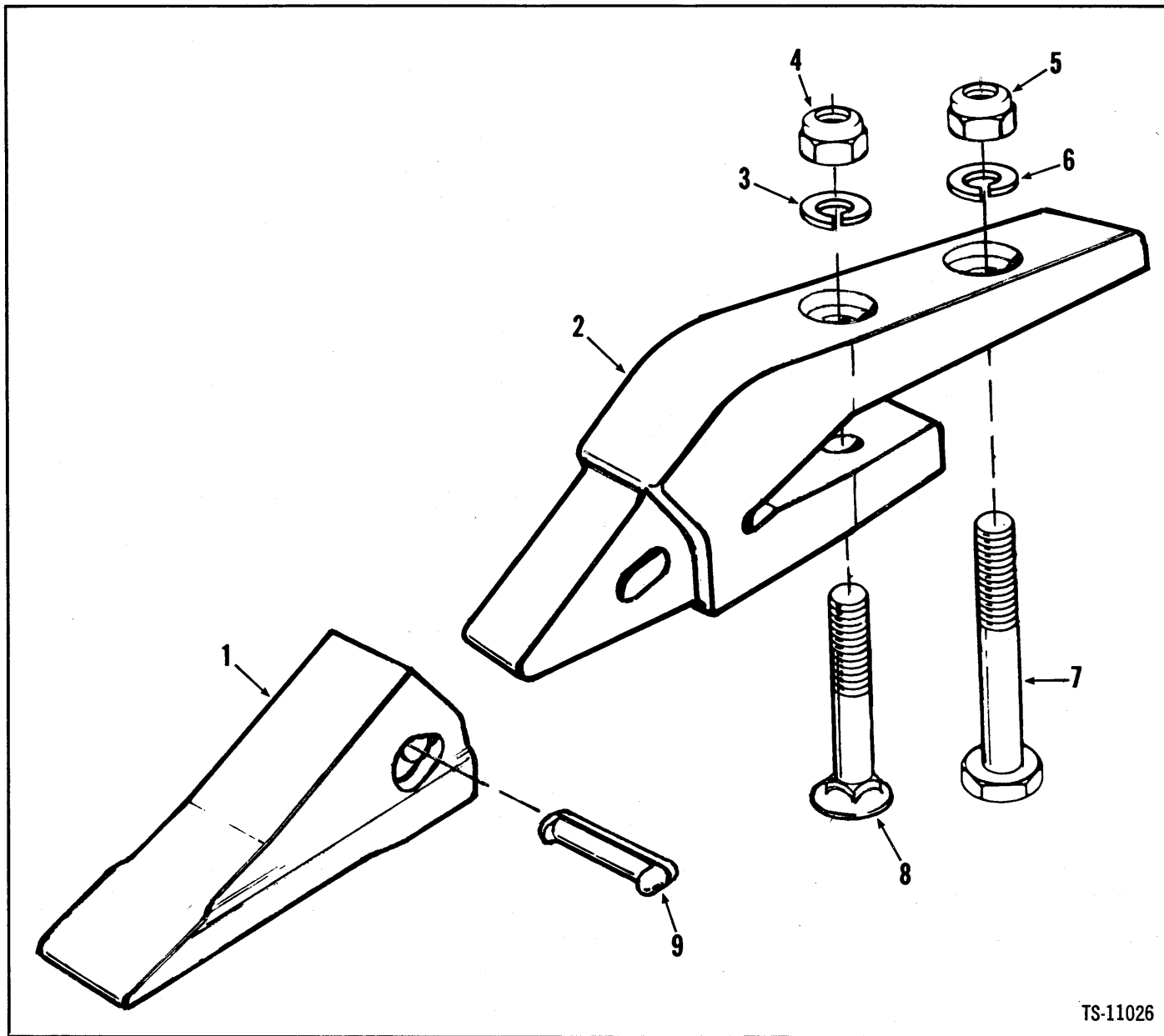


TS-13429

No.	Part No.	Qty.	Description
A	12502183	1	Bucket carrier & cyl
1	2503135	1	Cutting edge
2	2503215	1	Bucket assy
3	18D-06	1	Bolt
4	588823	1	Pin
5	24C-660	1	Bolt
6	568303	1	Sleeve
7	2503142	1	Cutting edge
8	3567904	1	Cylinder assembly
9	568303	1	Sleeve
10	568303	1	Sleeve
11	18D-06	1	Nut
12	588823	1	Pin
13	24C-660	1	Bolt
14	1523655	1	Pin
15	553085	1	Bushing
16	532888	1	Seal

No.	Part No.	Qty.	Description
17	553085	1	Bushing
18	532888	1	Seal
19	24C-612	1	Bolt
20	4E-06	1	Lockwasher
21	1523632	1	Cup
22	42502117	1	Pendulum assy
23	2502131	1	Carrier assy
24	568303	1	Sleeve
25	532369	2	Bushing
26	24C-660	2	Bolt
27	519268	2	Pin
28	18D-06	2	Nut
29	10H-35	2	Fitting grease
30	532118	2	Bolt
31	7E-08	2	Lockwasher
32	†2504366	1	Bar

1Inc. 1→32
2Inc. 1, 7, 25, 30, 31
3See Index
4Inc. 15→18, 21



TS-11026

No.	Part No.	Part No.	Qty.	Description
A	¹ 562662	² 2511481	—	Tooth assy
1	562663	2511478	1	Tip
1A	³ 562738	—	1	Tip
2	562665	2511476	1	Shank
3	4E-10	4E-10	1	Lockwasher
4	62D-10	62D-10	1	Nut
5	62D-10	62D-10	1	Nut
6	4E-10	4E-10	1	Lockwasher
7	18C-1040	18C-1040	1	Bolt
8	² 562742	² 562742	1	Bolt assy
9	562664	1572890	1	Pin

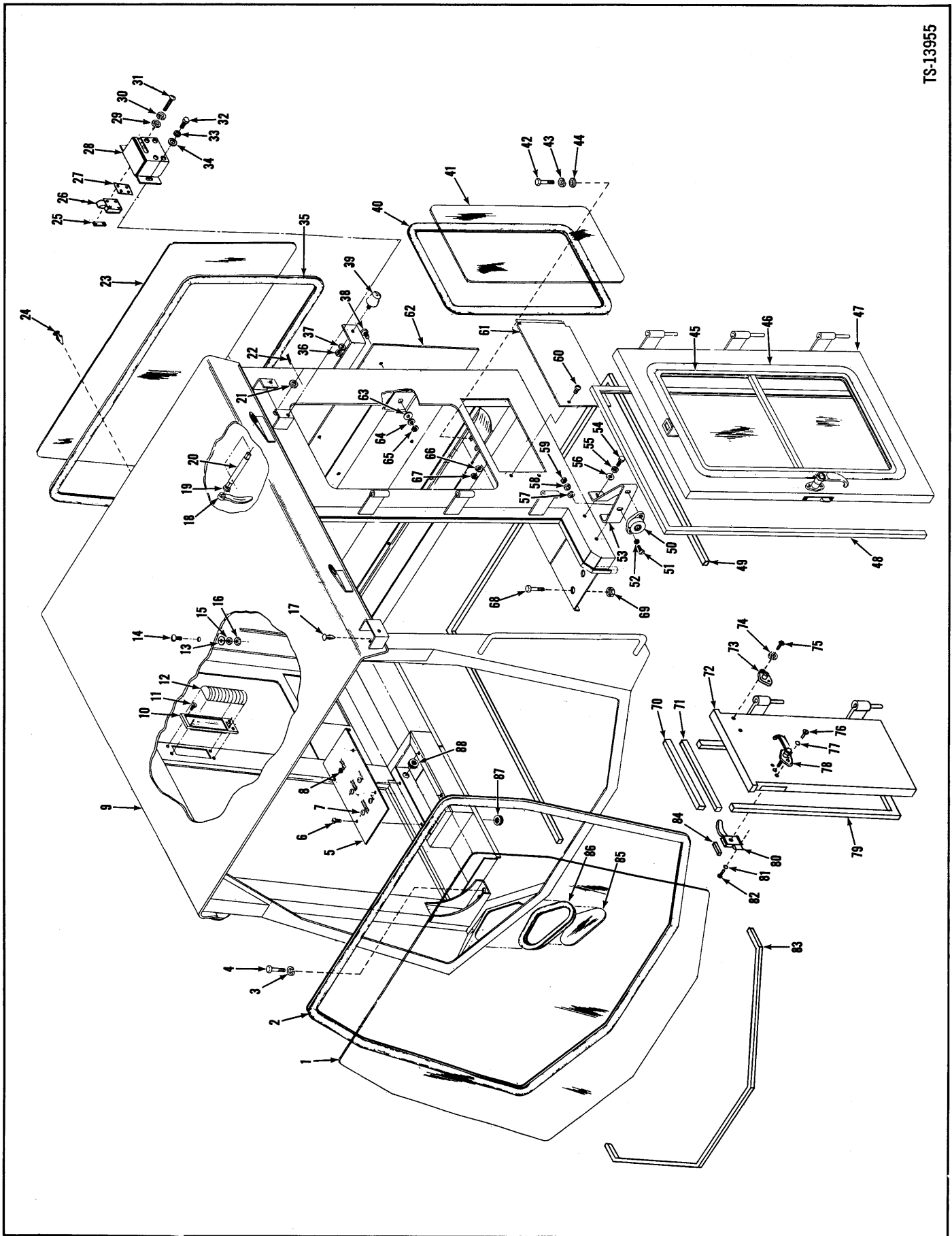
¹Incl. 1, 2, 9

²Incl. 4

³Optional

⁴For replacement use 2511481 Tooth Assy.

Note: Number of teeth per bucket can vary. Therefore quantities listed are for one tooth.



Cab Assembly

MICHIGAN

No.	Part No.	Qty.	Description
A	² 2504141	1	Cab assy
1	³ -----	1	Glass pattern
2	⁴ 949721	1	Moulding
3	23E-08	4	Lockwasher
3A	[†] 635682	4	Washer
4	23C-824	4	Bolt
5	2509843	1	Panel assy
6	87G-1010	4	Screw
7	743200	4	Plug
8	⁵ 1546280	1	Circuit breaker
9	⁶ -----	1	Cab
10	⁷ 2509846	1	Dome light
10A	[†] 960855	1	Bulb
11	2502439	4	Screw
12	⁸ -----	1	Lens
13	25E-17	1	Washer
14	89G-612	1	Screw
15	23E-06	1	Lockwasher
16	61D-06	1	Nut
17	2509824	2	Plug
18	2510238	2	Handle
19	25E-17	2	Washer
20	2509951	2	Shaft
21	25E-22	2	Washer
22	1F-312	2	Pin cotter

No.	Part No.	Qty.	Description
23	2509829	1	Glass back
24	653903	1	Plug
25	2510239	4	Nut
26	2510290	1	Latch LH
26A	2510291	1	Latch RH
27	2504601	2	Shim
28	2510281	1	Panel LH
28A	2510277	1	Panel RH
29	25E-10	8	Washer
30	17E-10	8	Lockwasher
31	86G-1008	8	Screw
32	23C-514	4	Bolt
33	23E-05	4	Lockwasher
34	25E-15	4	Washer
35	⁹ 949721	1	Moulding
36	64D-05	2	Nut
37	23E-05	2	Lockwasher
38	89G-410	8	Screw
39	2510132	2	Bumper
40	¹⁰ 949721	2	Moulding
41	2509828	2	Glass side
42	23C-1248	4	Bolt
43	23E-12	4	Lockwasher
44	25E-27	4	Washer
45	2509755	2	Window assembly

Note: Length of mouldings, weatherstrips and gaskets are listed for each piece.

²Inc. 1 → 89 Page Z19, Z20, Z45

³See 89

412 ft. (3,66 m)

5.75 Amp.

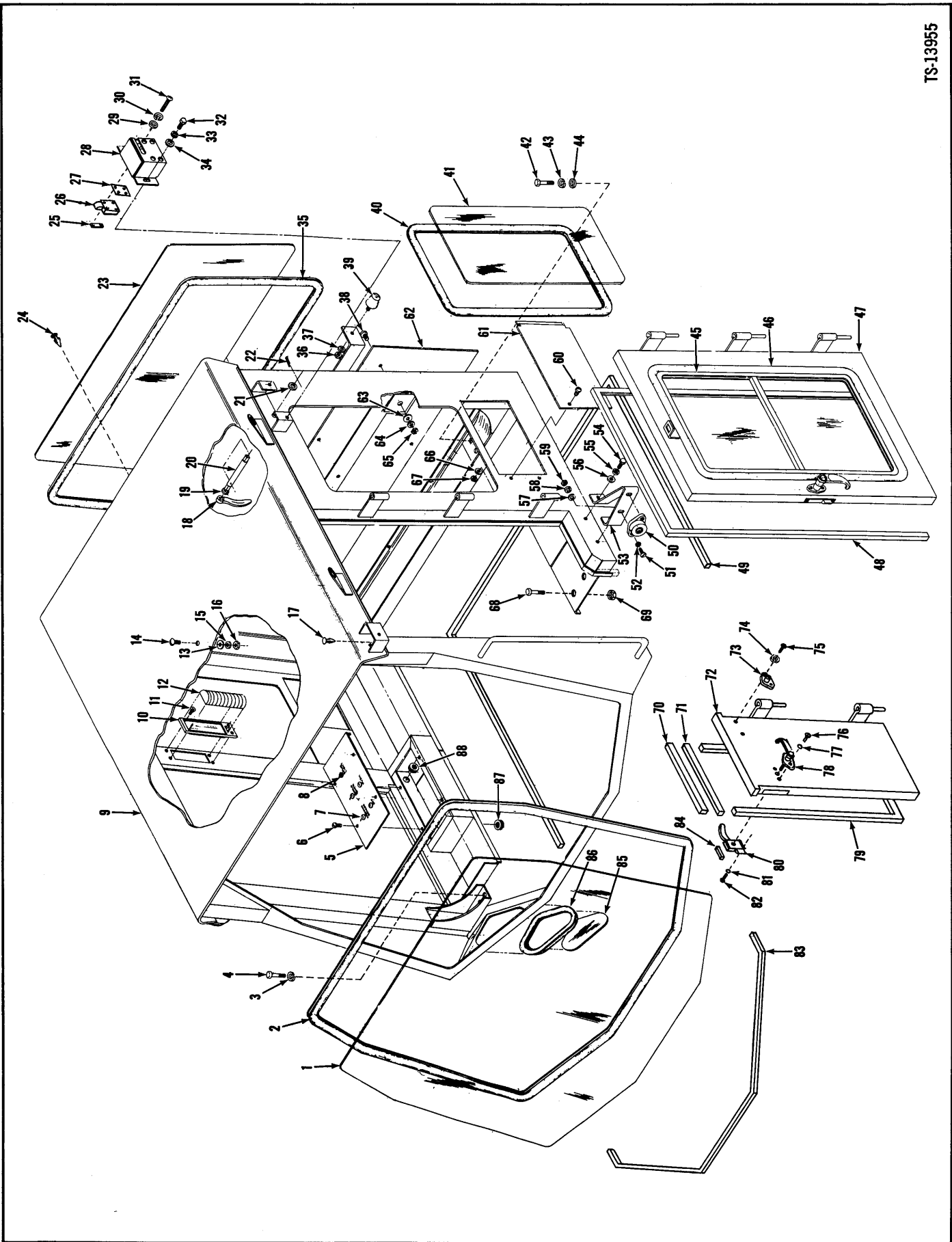
⁶See A

⁷Inc. 10A, 12

⁸See 10

⁹9 ft. (2,75 m)

¹⁰6 ft. (1,83 m)



Cab Assembly

MICHIGAN

No.	Part No.	Qty.	Description
46	¹¹ 949721	2	Moulding
47	2509694	1	Door LH
47A	2509692	1	Door RH
48	¹² 949802	2	Weatherstrip
49	¹² 949801	1	Gasket
50	2510237	1	Socket
51	7G-412	2	Screw
52	8E-04	2	Lockwasher
53	2509763	1	Strap
54	23C-512	2	Bolt
55	23E-05	2	Lockwasher
56	25E-15	2	Washer
57	25E-14	2	Washer
58	23E-04	2	Lockwasher
59	61D-04	2	Nut
60	89G-410	4	Screw
61	2509749	2	Plate
62	2509752	1	Plate
63	25E-15	2	Washer
64	23E-04	8	Lockwasher
65	61D-04	8	Nut
66	23E-05	4	Lockwasher
67	61D-04	4	Nut
68	24C-616	2	Bolt
69	18D-06	2	Nut

No.	Part No.	Qty.	Description
70	¹³ 949802	1	Weatherstrip
71	¹³ 2510276	1	Gasket
72	2509762	1	Door lower
73	2510236	1	Plunger
74	8E-04	2	Lockwasher
75	7G-412	2	Screw
75A	†61D-04	2	Nut
76	2509097	6	Screw
77	18E-10	6	Lockwasher
78	949720	3	Handle
79	¹⁴ 949802	1	Weatherstrip
80	942874	2	Lock door LH
80A	†138249	1	Lock door RH
81	17E-10	12	Lockwasher
82	45G-1008	12	Screw
83	¹⁵ 949801	1	Gasket
84	¹⁶ 949722	3	Gasket
85	2509826	2	Glass lower front
86	¹⁷ 2508901	2	Moulding
87	511426	1	Grommet
88	511426	1	Grommet
89	† ¹⁸ 960608	1	Glass pattern

Note: Length of mouldings, weatherstrips and gaskets are listed for each piece.

¹¹8 ft. (2,44 m)

¹²10 ft. (3,05 m)

¹³2 ft. (0,62 m)

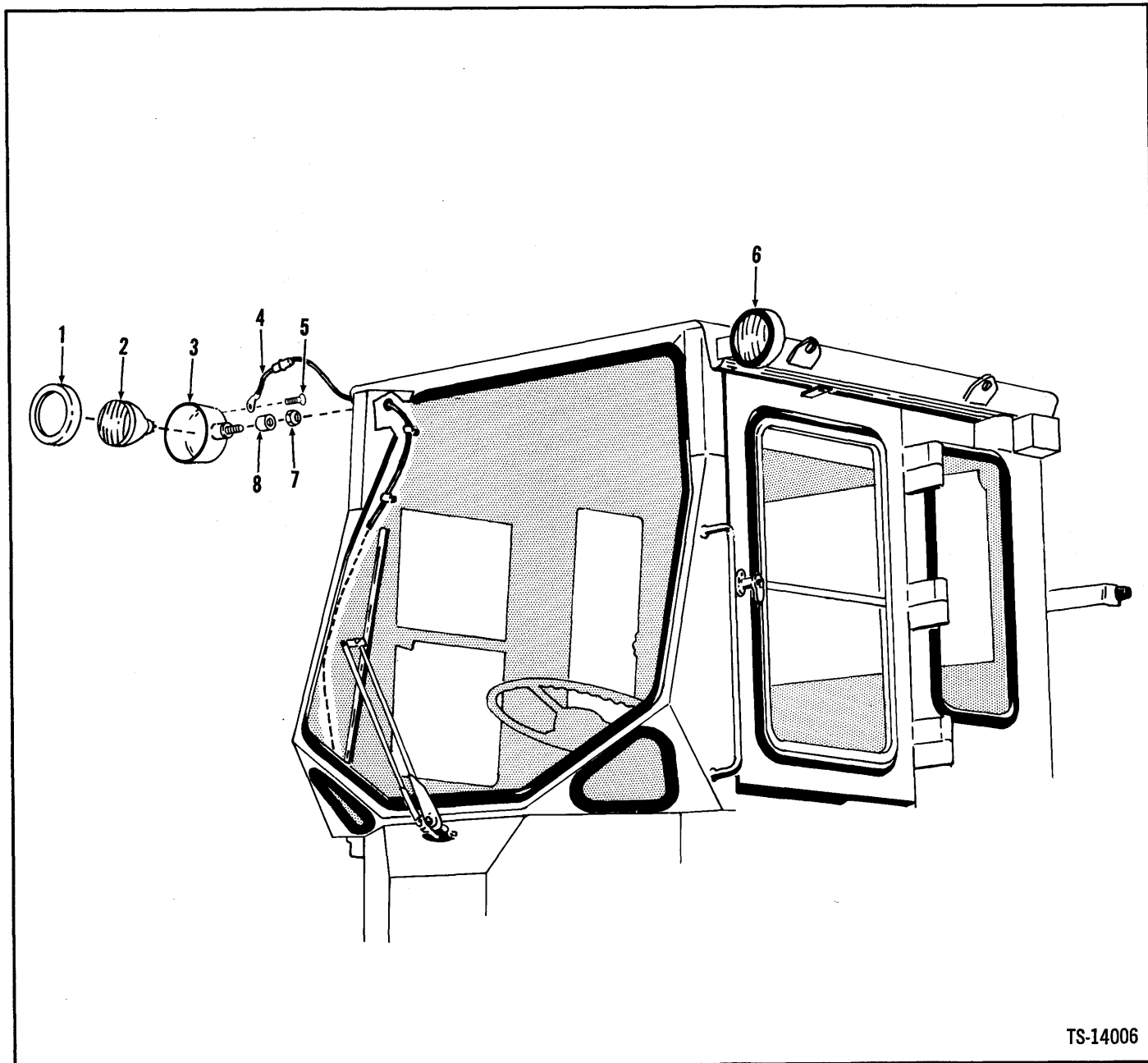
¹⁴4 ft. (1,22 m)

¹⁵5 ft. (1,53 m)

¹⁶1 ft. (0,31 m)

¹⁷3 ft. (0,92 m)

¹⁸Inc. 1



TS-14006

No.	Part No.	Qty.	Description
1	² 946389	1	Retainer headlight
1A	³ 949357	1	Retainer headlight
2	944907	1	Sealed unit
3	⁴ _____	1	Housing
4	⁵ 2502409	2	Wire
5	953310	1	Screw
6	⁵ 547529	2	Headlight assy
7	17D-6	2	Nut
8	652448	2	Spacer

²For "John W. Hobbs"

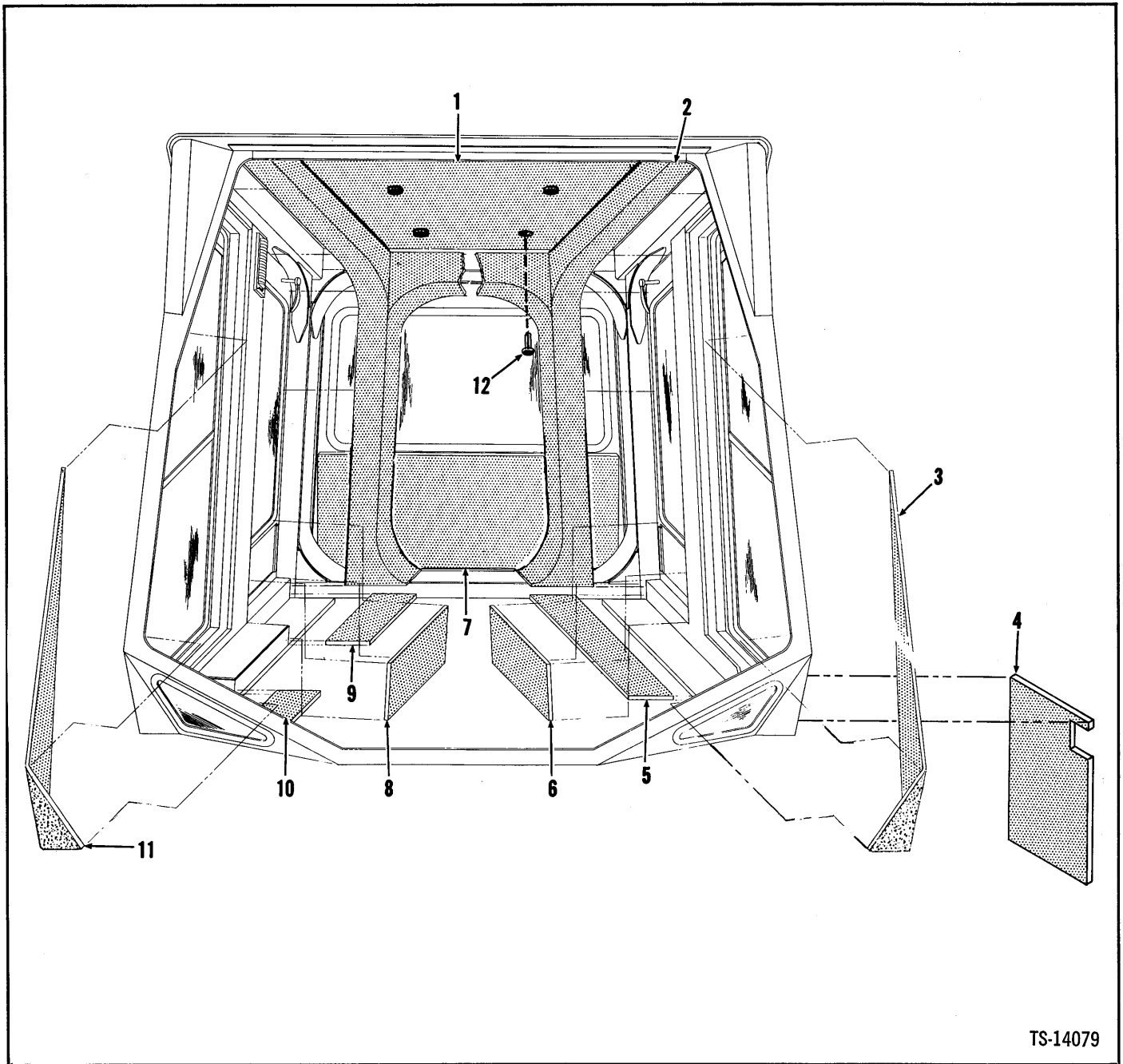
³For "Guide Lamp"

⁴See 6

⁵Inc. 1, 2, 3

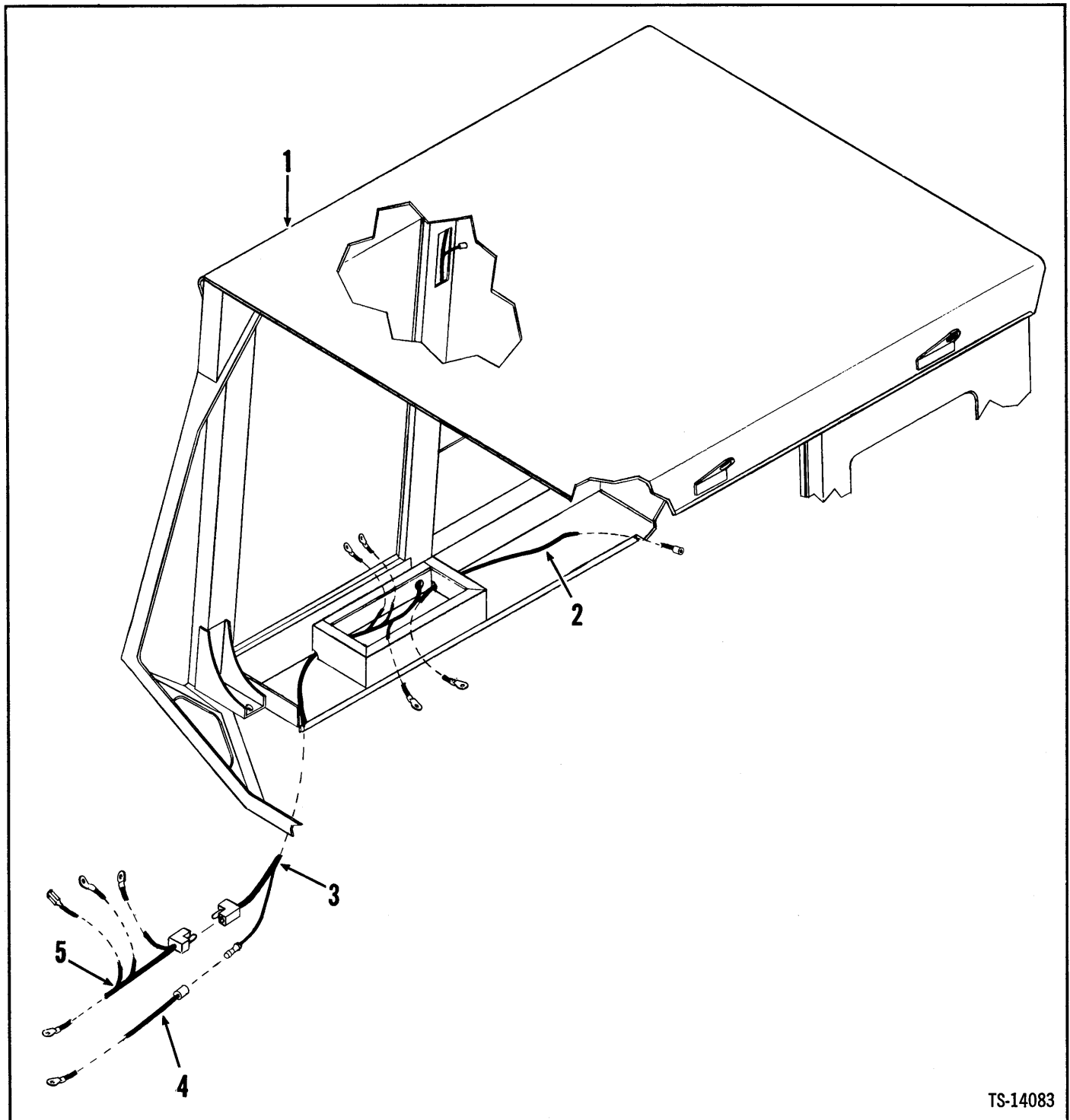
Cab Soundproofing

MICHIGAN



TS-14079

No.	Part No.	Qty.	Description
1	2509832	1	Foam insulation
2	2509693	1	Foam insulation
3	2509751	1	Foam insulation
4	2509831	1	Foam insulation
5	2509972	1	Foam insulation
6	2509830	1	Foam insulation
7	2509973	1	Foam insulation
8	2509830	1	Foam insulation
9	2509971	1	Foam insulation
10	2509971	1	Foam insulation
11	2509750	1	Foam insulation
12	2511368	4	Button

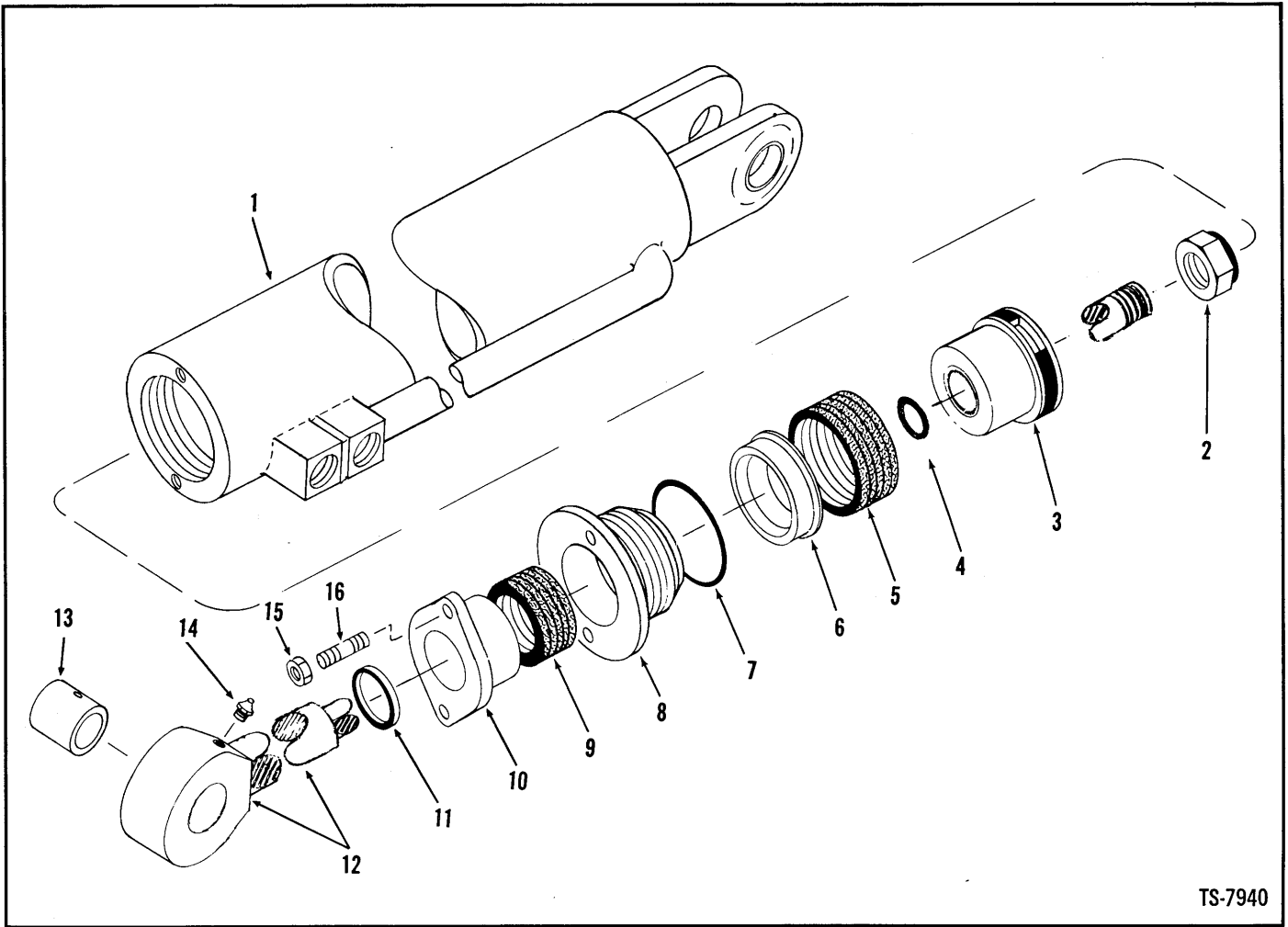


TS-14083

No.	Part No.	Qty.	Description
1	_____	1	Cab
2	2510103	1	Wire
3	2509764	1	Harness
4	2510646	1	Wire
5	2510934	1	Harness

¹See Index

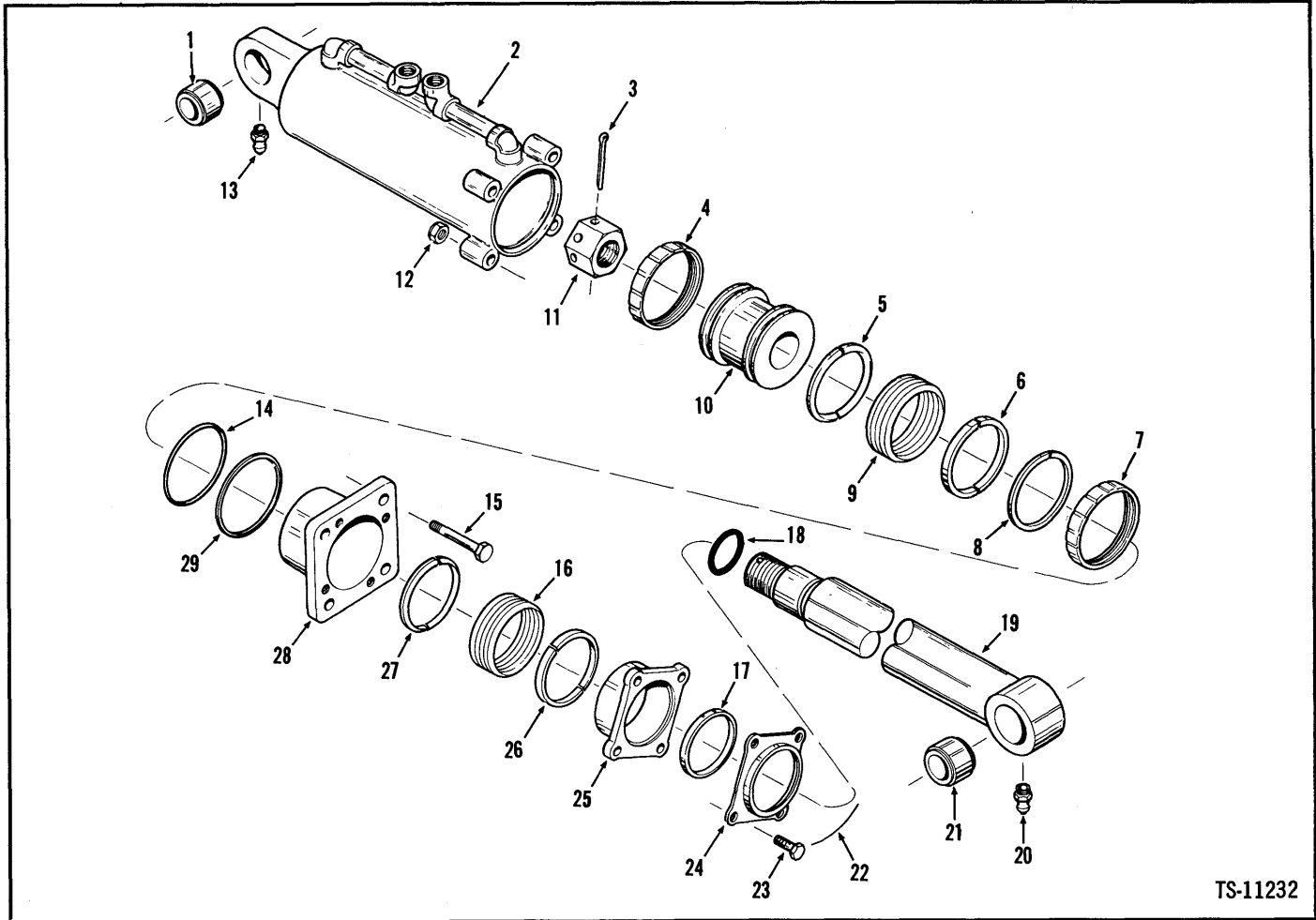
Cylinder Assembly – Drott 4 in 1 Bucket



TS-7940

No.	Part No.	Qty.	Description
A	¹ 1533374	1	Cyl assy R.H.
B	² 1533375	1	Cyl assy L.H.
1	1533359	1	Cyl R.H.
1A	1533360	1	Cyl L.H.
2	67D-20	1	Nut
3	1533363	1	Piston
3A	1533354	1	Wear ring
4	25K-40108	1	O-ring
5	1533357	1	Packing
6	1533364	1	Piston
7	25K-40400	1	O-ring
8	1533362	1	Cap
9	1533361	1	Packing
10	1533365	1	Flange
11	1533340	1	Wiper
12	³ 1533358	1	Rod
13	1533355	1	Bushing
14	10H-25	1	Fitting grease
15	66D-06	2	Nut
16	1533339	2	Stud

¹Inc. 1, 2 → 16
²Inc. 1A → 16
³Inc. 13



TS-11232

No.	Part No.	Qty.	Description
A	1567904	1	Cylinder assembly
1	669928	1	Bushing
2	2567905	1	Cylinder
3	1F-540	1	Pin cotter
4	552767	1	Ring
5	§ ³ _____	—	Adapter
6	§ ³ _____	—	Adapter
7	552767	1	Ring
8	‡520405	—	Shim
9	*2501098	1	Packing
10	*512789	1	Piston
11	517298	1	Nut
12	68D-07	4	Nut
13	10H-25	1	Fitting grease
14	73K-236	1	Ring

No.	Part No.	Qty.	Description
15	18C-752	4	Bolt
16	2501107	1	Packing
17	587250	1	Seal
18	25K-40104	1	O-ring
19	4567911	1	Rod assy
20	10H-25	1	Fitting grease
21	669928	1	Bushing
22	7_____	1	Lockwire
23	4C-620	4	Bolt
24	544890	1	Retainer
25	544889	1	Gland
26	§ ⁸ _____	—	Adapter
27	§ ⁸ _____	—	Adapter
28	945953	1	Cap
29	25K-40308	1	O-ring

¹Inc. 1 → 29

²Inc. 1

³See 9

⁴Inc. 5, 6

⁵Inc. 26, 27

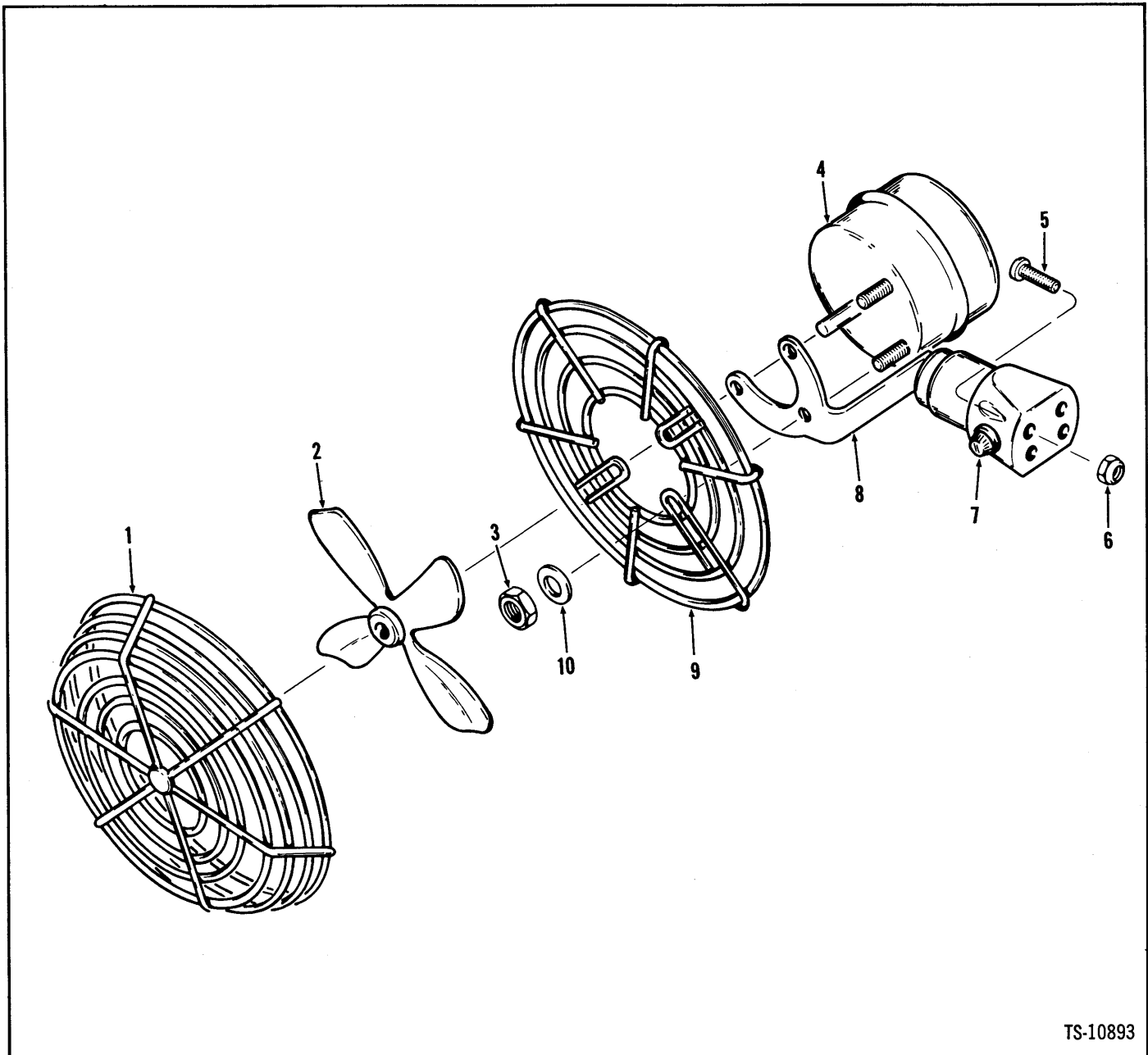
⁶Inc. 21

⁷16 ga. x 13 lg.

⁸See 16

*Note: When replacement is required for item 10 part number 512789, the following items must be used: 1 – 1503639 Piston, 2 – 1530264 Wear Rings, 1 – 1503631 Outer Seal Ring & 1 – 1503629 Inner Seal Ring. Once conversion has been made individual replacement can be made.

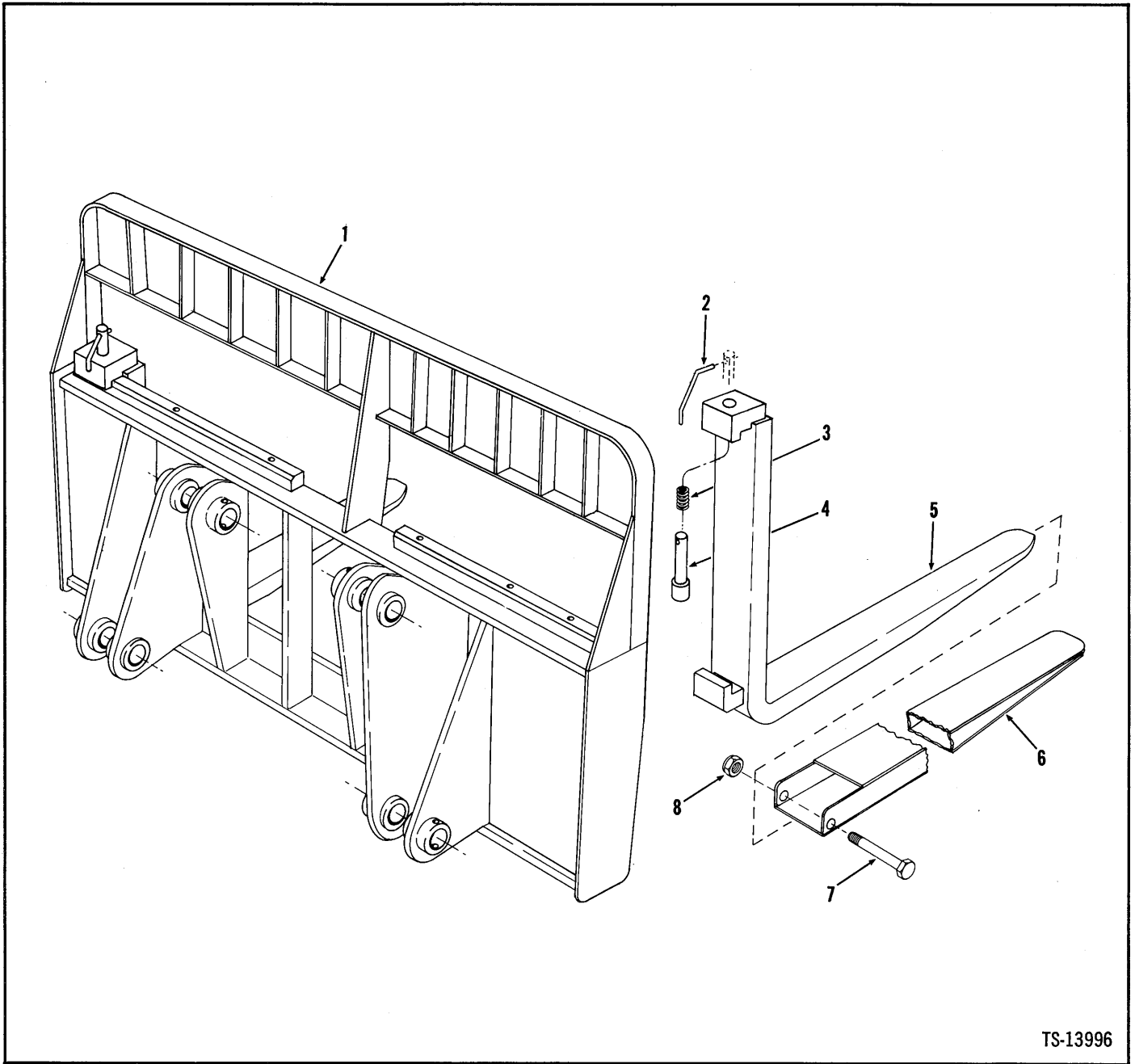
Defroster Fan Assembly



TS-10893

No.	Part No.	Qty.	Description
A	517846	1	Fan assy
1	949036	1	Guard
2	949037	1	Fan
3	949054	2	Nut
4	949191	1	Motor
5	85G-1012	4	Screw
6	50D-10	4	Nut
7	949192	1	Switch
8	949034	1	Base
9	949039	1	Guard
10	25E-10	2	Washer
11	†2510821	1	Wire

†Inc. 1→4, 7→10



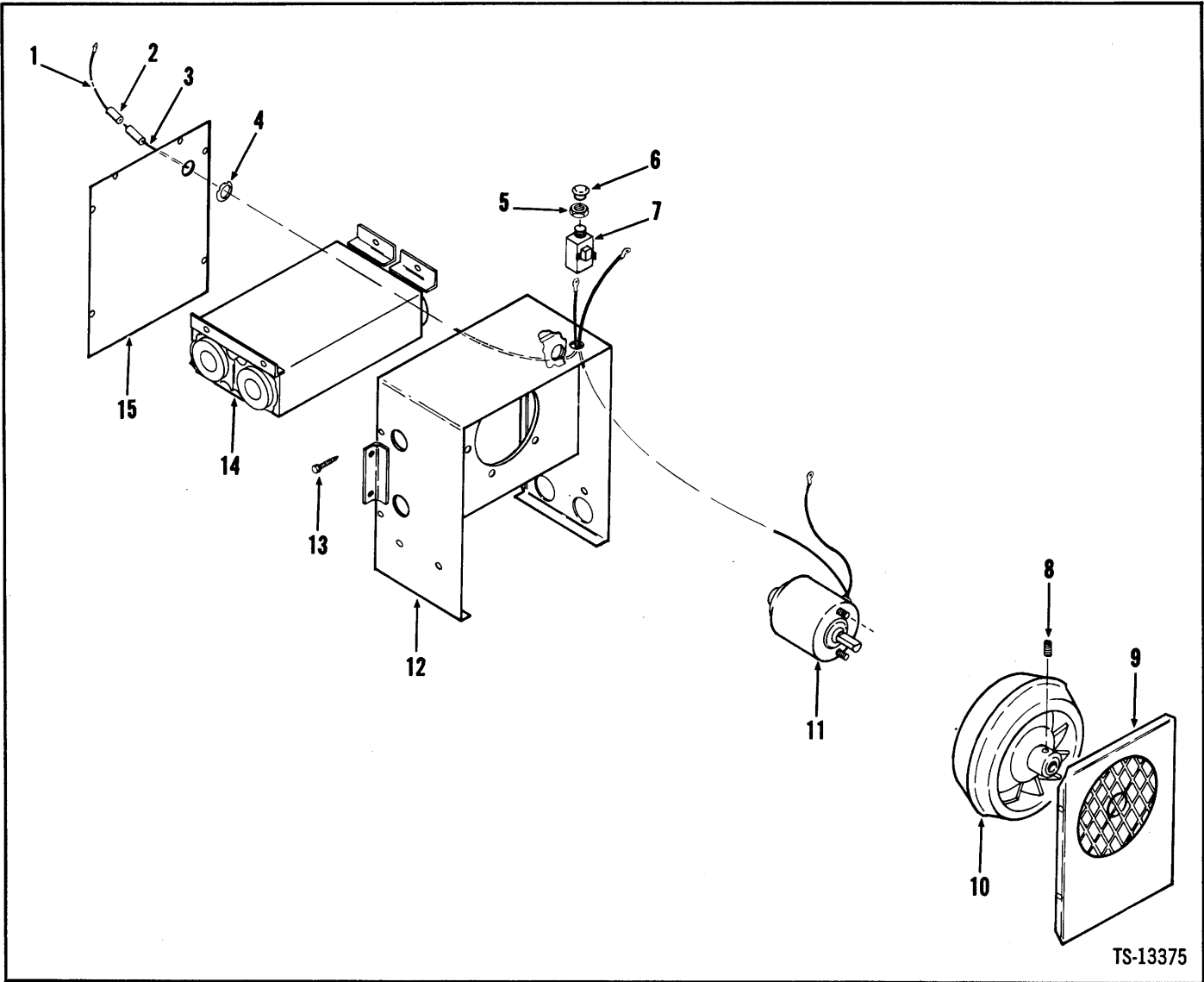
TS-13996

No.	Part No.	Qty.	Description
A	12505346	1	Fork lift attach
B	23983596	1	Fork extension
1	2505290	1	Carrier assy
2	3983614	2	Finger holder
3	3983606	2	Spring
4	3983613	2	Pin
5	3983609	2	Fork
6	3983597	2	Fork extension
7	24C-12136	2	Bolt
8	18D-12	2	Nut

¹Inc. 1→5

²Inc. 6→8

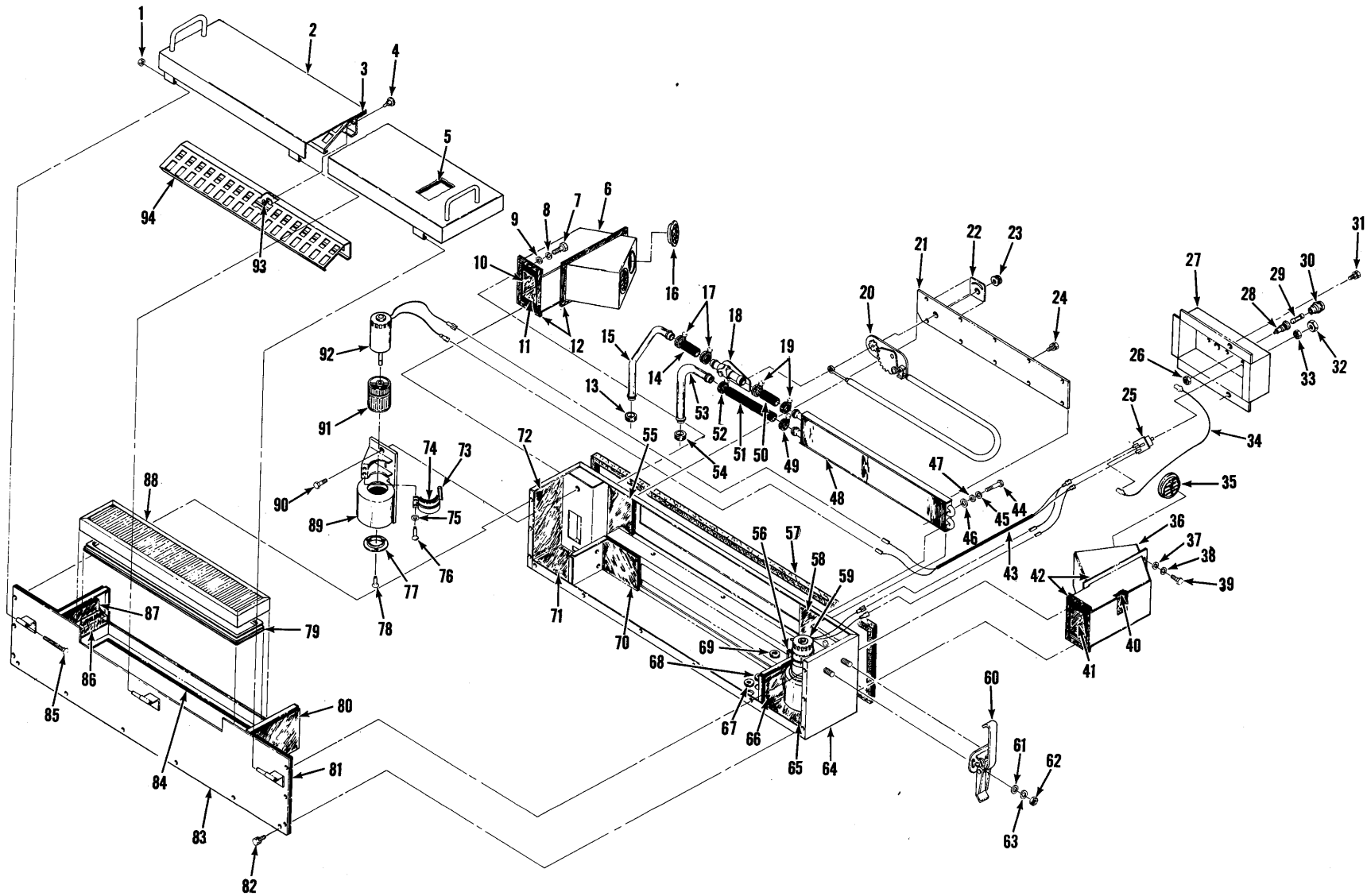
Heater Assembly



TS-13375

No.	Part No.	Qty.	Description
A	12502084	1	Heater assy
1	960126	1	Wire
2	635583	1	Fuse
3	960125	1	Wire
4	960127	2	Grommet
5	892929	2	Nut
6	892928	1	Knob
7	958245	1	Switch
8	960131	1	Screw fan
9	960124	1	Cover
10	960070	1	Fan
11	960068	1	Motor
12	960129	1	Housing
13	960132	19	Screw
14	960069	1	Core
15	960130	1	Panel
16	†945187	1	Decal data

†Inc. 1→16



TS-14116

Heater Assembly

MICHIGAN

No.	Part No.	Qty.	Description
A	² 2509098	1	Heater assy
1	17D-1	1	Nut
2	² 2511297	1	Cover assy
3	² 2511272	1	Seal
4	949774	1	Knob
5	² 2511259	2	Insulation
6	² 2511293	1	Duct assy LH
7	23C-510	4	Bolt
8	23E-05	4	Lockwasher
9	25E-16	4	Washer
10	² 2511263	2	Insulation
11	² 2511264	2	Insulation
12	³ 2511271	1	Gasket
13	949638	1	Grommet
14	⁴ 1529688	1	Hose
15	² 2511273	1	Tube
16	² 2511254	2	Louver
17	949603	2	Clamp
18	2000494	1	Valve control
19	949603	2	Clamp
20	949754	1	Cable assy
21	⁵ 2511294	1	Cover assy
22	949767	1	Decal
23	960595	1	Knob
34	5C-410	10	Bolt
25	960562	1	Switch
26	§ ⁶ -----	1	Nut
27	² 2511295	1	Control box
28	⁷ 2511248	1	Fuse holder
29	⁶ 608869	1	Fuse
30	§ ⁶ -----	1	Fuse holder
31	5C-410	2	Bolt
32	949639	1	Knob
33	949741	1	Nut
34	949806	1	Wire
35	² 2511254	2	Louver
36	² 2511292	1	Duct assy RH
37	25E-16	4	Washer
38	23E-05	4	Lockwasher
39	23C-510	4	Bolt
40	² 2511264	2	Insulation
41	² 2511262	2	Insulation
42	³ 2511271	1	Gasket
43	² 2511247	1	Wire assy
44	23C-428	3	Bolt
45	23E-04	3	Lockwasher
46	25E-21	3	Washer
47	25E-14	3	Washer
48	949773	1	Heater core
49	949603	1	Clamp

No.	Part No.	Qty.	Description
50	⁴ 1529688	1	Hose
51	⁴ 1529688	1	Hose
52	949603	1	Clamp
53	² 2511274	1	Tube
54	949638	1	Grommet
55	² 2511255	1	Insulation
56	² 2511269	1	Insulation
57	⁹ 949722	1	Gasket
58	² 2511255	1	Insulation
59	¹⁰ 2511290	1	Blower assy RH
59A	† ¹¹ 2511291	1	Blower assy LH
60	² 2511253	2	Clamp
61	25E-14	4	Washer
62	61D-04	4	Nut
63	23E-04	4	Lockwasher
64	² 2511299	1	Box assy
65	² 2511258	1	Insulation
66	² 2511257	2	Insulation
67	² 2511251	1	Plug
68	742710	1	Plug
69	² 2511250	1	Plug
70	² 2511270	1	Insulation
71	² 2511265	1	Insulation
72	² 2511256	2	Insulation
73	949736	2	Strap
74	⁴ 949602	2	Gasket
75	15E-10	4	Lockwasher
76	65G-1008	4	Screw
77	949737	2	Ring
78	2501949	6	Screw
79	¹² 949803	1	Gasket
80	² 2511261	2	Insulation
81	² 2511260	2	Insulation
82	5C-410	12	Bolt
83	² 2511298	1	Plate F
84	² 2511266	1	Insulation
85	23C-472	1	Bolt
86	² 2511267	2	Insulation
87	² 2511268	2	Insulation
88	949758	1	Filter
89	949733	1	Housing LH
89A	† ² 2502260	1	Housing RH
90	23C-514	2	Bolt
91	949734	1	Wheel LH
91A	† ² 949738	1	Wheel RH
92	² 2511233	1	Motor LH
92A	† ² 2511234	1	Motor RH
93	233783	1	Ring snap
94	² 2511240	1	Damper

²Inc. 1→94

³6 ft. (1,83 m)

⁴1 ft. (0,31 m)

⁵Inc. 22

⁶See 28

⁷Inc. 26, 30

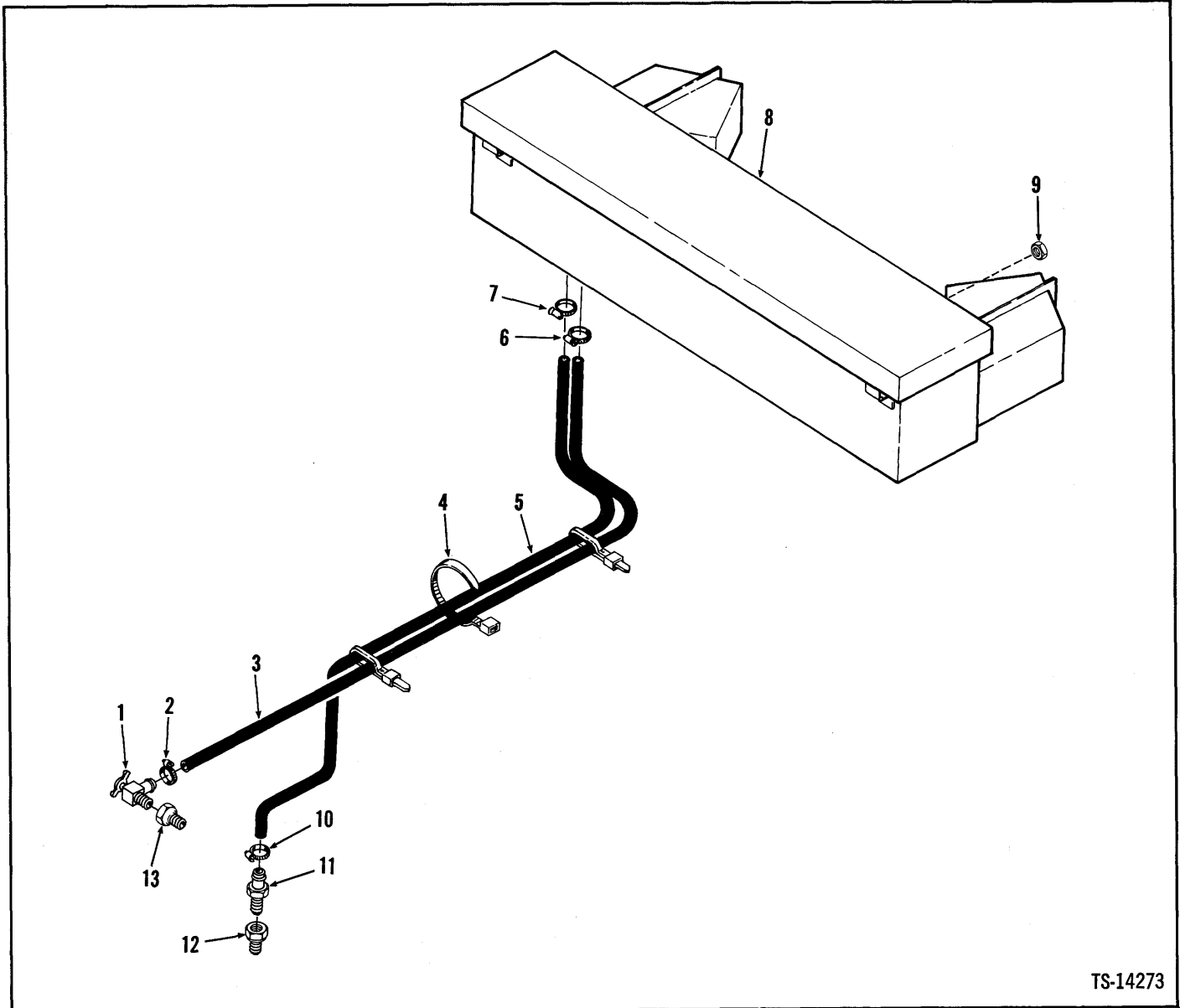
⁸30 Amp.

⁹12 ft. (3,66 m)

¹⁰Inc. 73→78, 89A, 91A, 92A

¹¹Inc. 73→78, 89, 91, 92

¹²7 ft. (2,14 m)



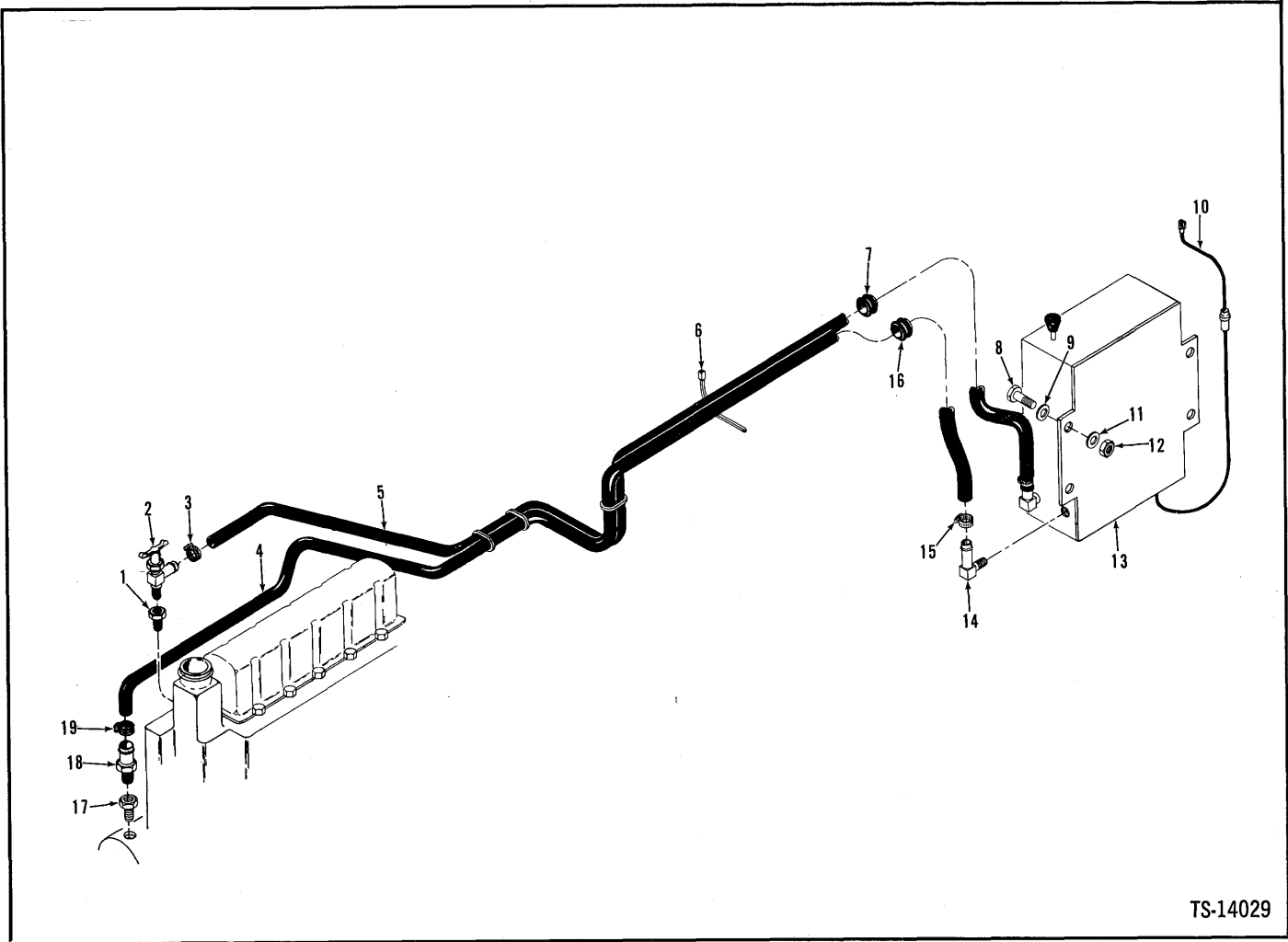
TS-14273

No.	Part No.	Qty.	Description
A	2511400	1	Heater kit
1	552433	1	Valve
2	521874	1	Clamp
3	1529688	1	Hose
4	1539058	4	Cable tie
5	1529688	1	Hose
6	521874	1	Clamp
7	521874	1	Clamp
8	2509098	1	Heater assy
9	17D-8	2	Nut
10	521874	1	Clamp
11	3211087	1	Adapter
12	356617	1	Bushing
13	19F-6	1	Bushing

²Incl. 1 → 13 & page Z23

³6 ft. (1.83 m)

Heater Kit



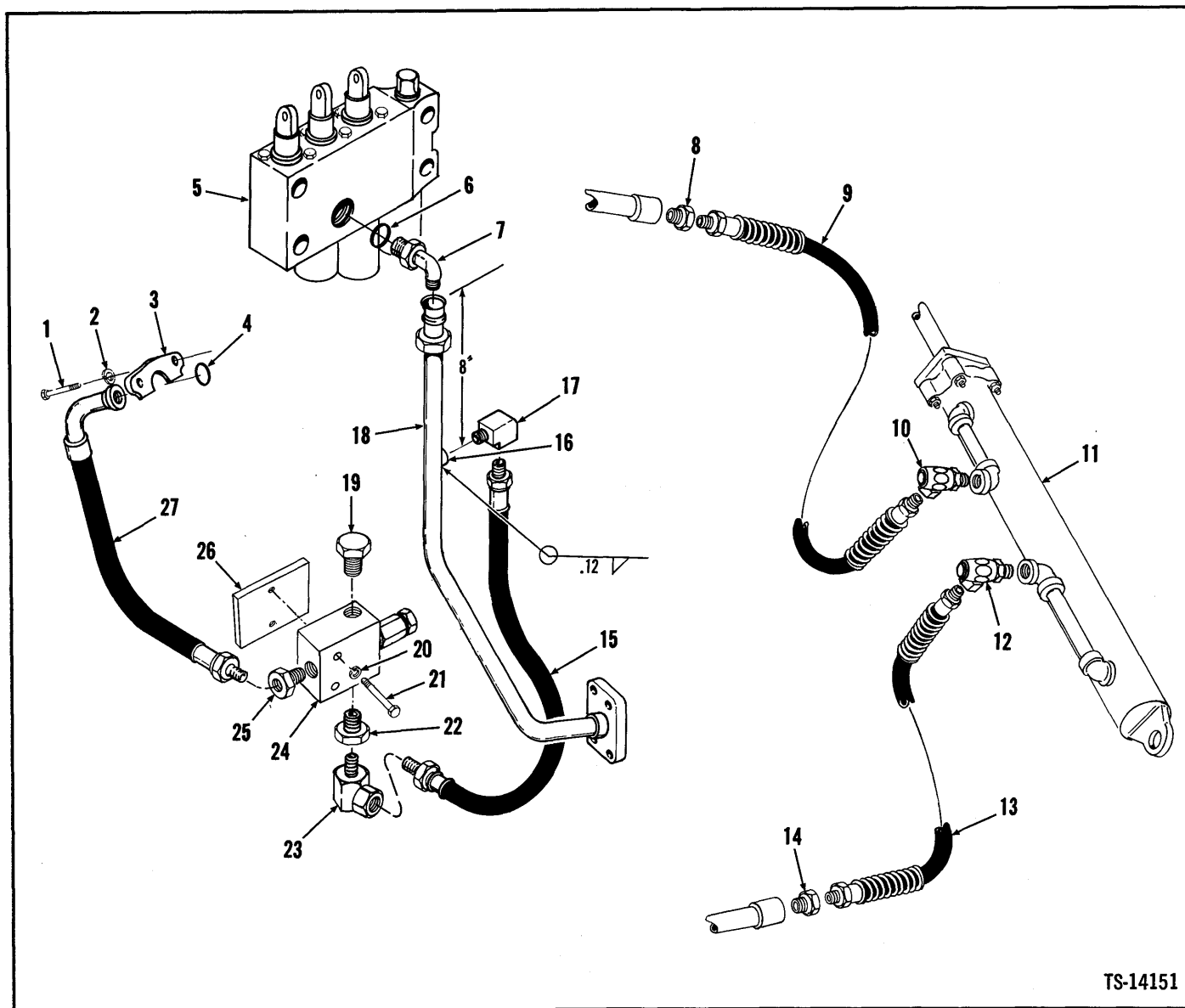
TS-14029

No.	Part No.	Qty.	Description
A	'2510852	1	Heater kit
1	19F-6	1	Bushing
2	552433	1	Valve
3	521874	1	Clamp
4	³ 1529688	1	Hose
5	³ 1529688	1	Hose
6	1539058	4	Cable tie
7	552438	1	Grommet
8	24C-516	4	Bolt
9	25E-15	4	Washer
10	2510843	1	Wire
11	25E-15	4	Washer
12	18D-05	4	Nut
13	'2502084	1	Heater assy
14	666841	2	Elbow
15	521874	2	Clamp
16	552438	1	Grommet
17	356617	1	Bushing
18	3211087	1	Adapter
19	521874	1	Clamp

¹See Index

²Inc. 1 → 19 & page Z23

³10 ft. (3,05 m)



TS-14151

No.	Part No.	Qty.	Description
1	24C-620	4	Bolt
2	4E-06	4	Lockwasher
3	663093	2	Flange
4	58K-219	1	O-ring
5	3916077	1	Valve assy main
6	91F-10	1	O-ring
7	217K-10	1	Elbow
8	356617	1	Bushing
9	1524998	1	Hose
10	1509752	1	Swivel joint
11	1567904	1	Cylinder assembly
12	1509752	1	Swivel joint
13	1524998	1	Hose
14	356617	1	Bushing

No.	Part No.	Qty.	Description
15	661558	1	Hose
16	3553019	1	Coupling
17	29F-3	1	Elbow
18	2503833	1	Tube
19	40K-12	1	Plug
20	4E-06	2	Lockwasher
21	24C-640	2	Bolt
22	356617	1	Bushing
23	31F-4	1	Adapter
24	2510755	1	Valve assy relief
25	36F-5	1	Adapter
26	2510762	1	Bracket
27	2504348	1	Hose

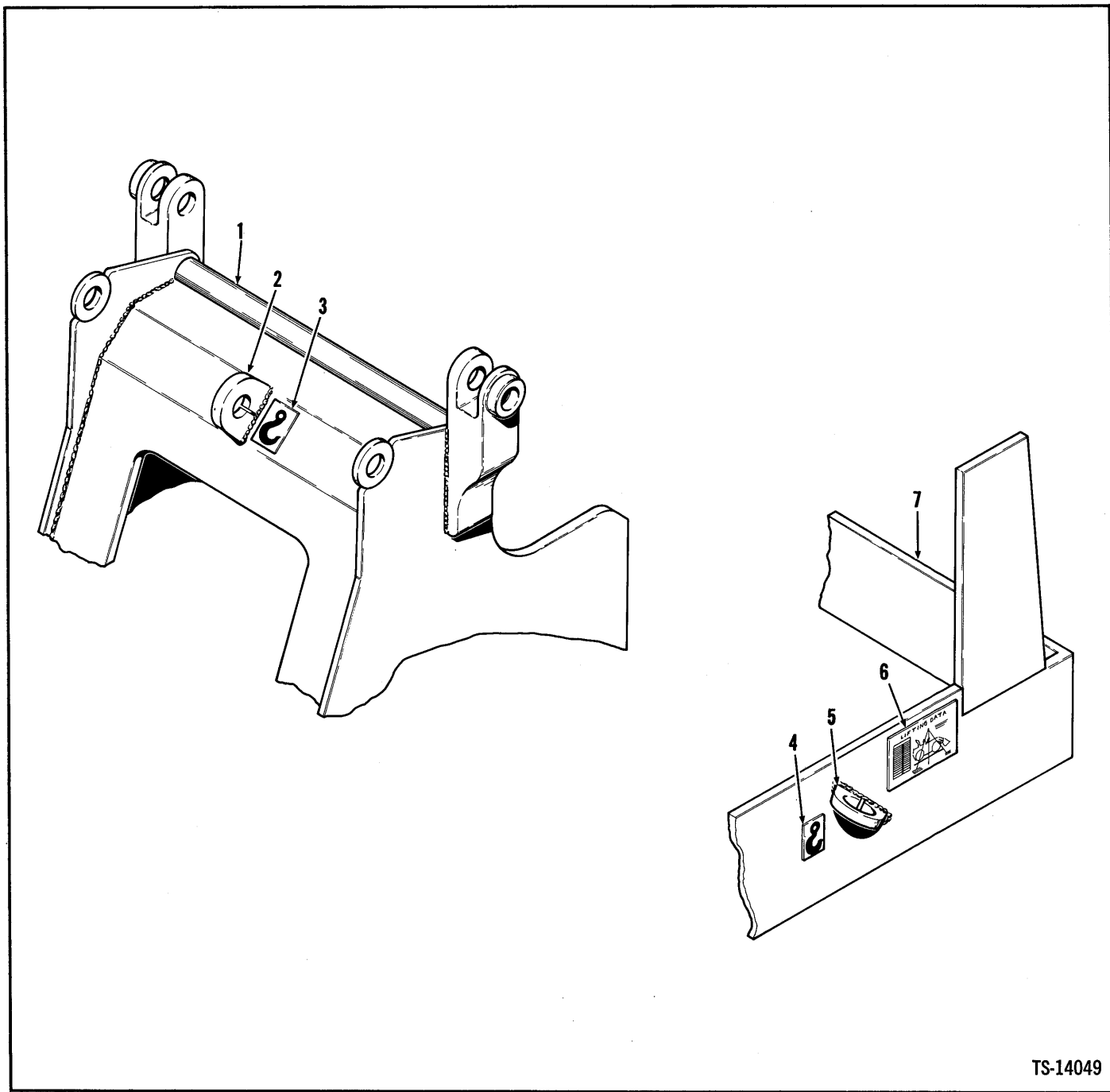
¹See Index

²Inc. 6

³Weld into tube

Lifting Lugs Kit

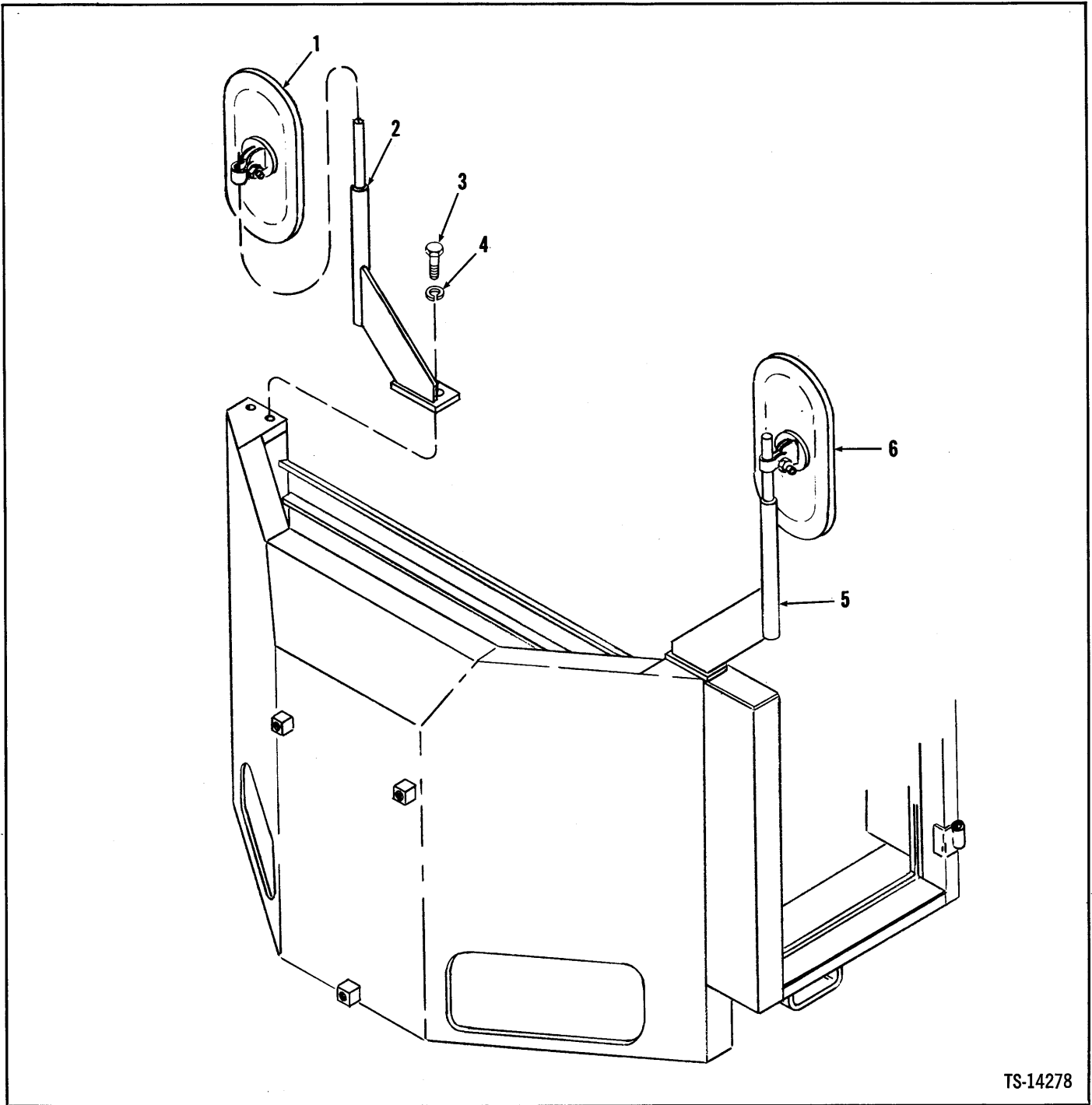
MICHIGAN



TS-14049

No.	Part No.	Qty.	Description
A	2510829	1	Lifting lugs kit
1	_____	1	Frame front
2	3981073	1	Lug
3	1511709	1	Decal lift
4	1511709	2	Decal lift
5	3981073	2	Lug
6	1547653	1	Decal lifting data
7	_____	1	Frame rear

¹See Index
²Inc. 2 → 6



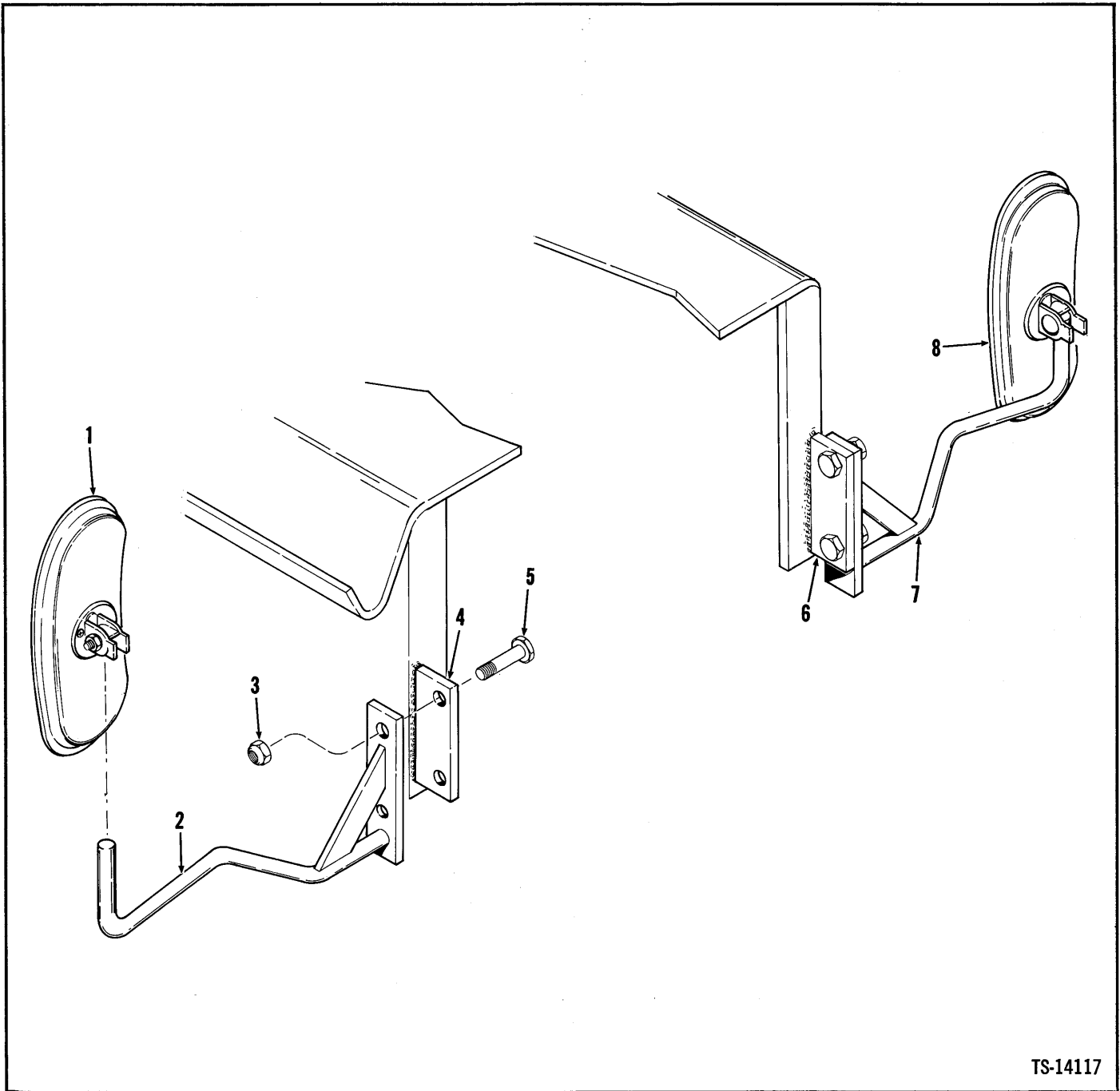
TS-14278

No.	Part No.	Qty.	Description
A	2512191	1	Mirror kit
1	3968121	1	Mirror
2	2512188	1	Bracket RH
3	23C-820	4	Bolt
4	4E-08	4	Lockwasher
5	2512189	1	Bracket LH
6	3968121	1	Mirror

²Inc. 1→6

Mirror Kit

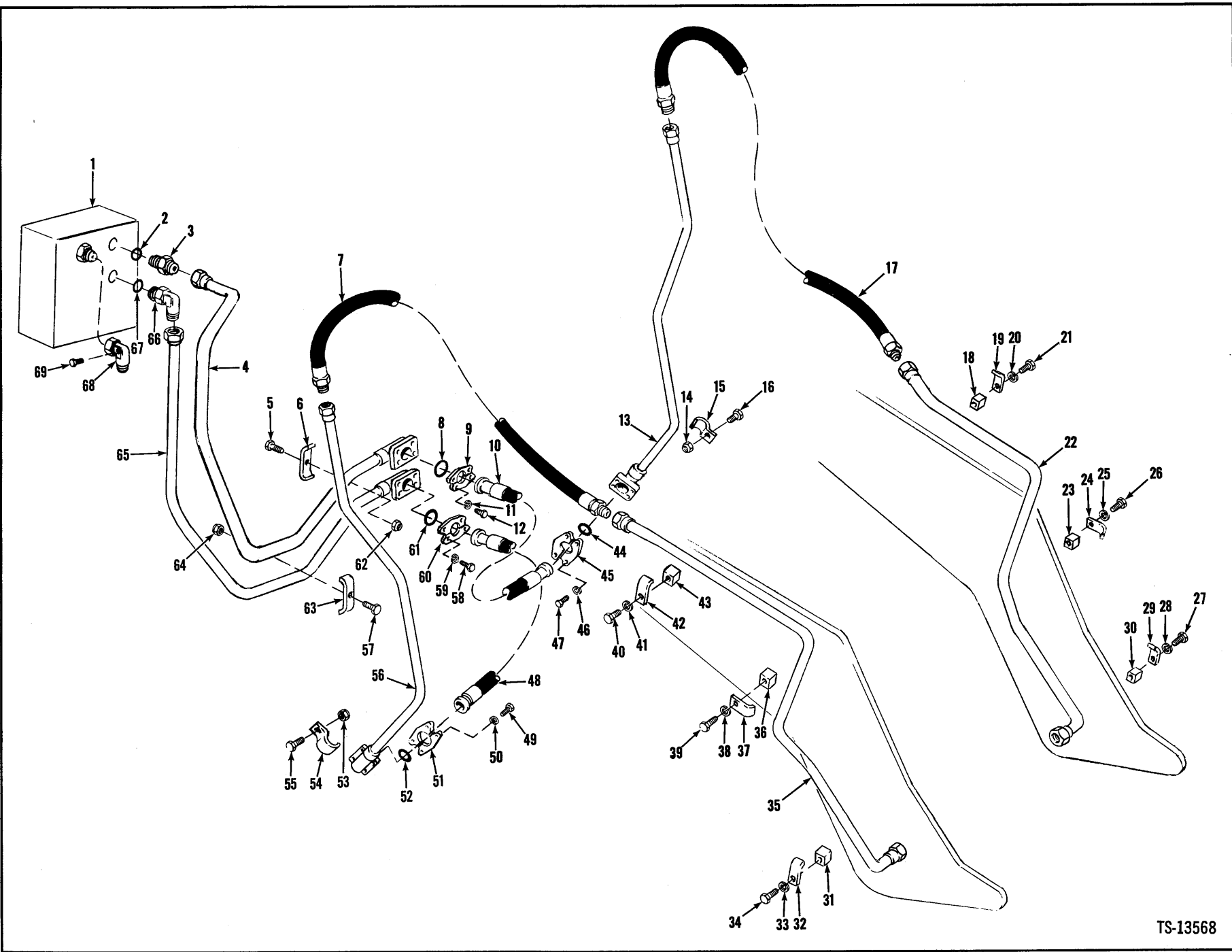
MICHIGAN



TS-14117

No.	Part No.	Qty.	Description
A	2511435	1	Mirror kit
1	3968121	1	Mirror
2	2511420	1	Bracket RH
3	18D-06	4	Nut
4	2511510	1	Flat
5	24C-624	4	Bolt
6	2511510	1	Flat
7	2511422	1	Bracket LH
8	3968121	1	Mirror

2Inc. 1→8



TS-13568

Piping Installation & Parts (Three Spool)

No.	Part No.	Qty.	Description
1	¹ 3916077	1	Valve assy main
2	91F-10	1	O-ring
3	² 15K-10	1	Adapter
4	2503832	1	Tube
5	24C-636	1	Bolt
6	3980519	1	Clip
7	³ 2501325	1	Hose
7A	†3988232	1	Hose
8	58K-214	1	O-ring
9	663092	2	Flange
10	³ 2500156	1	Hose
10A	†3980505	1	Hose
11	4E-06	4	Lockwasher
12	23C-620	4	Bolt
13	2510673	1	Tube
14	18D-08	3	Nut
15	3978058	3	Clip
15A	†3978057	1	Lug
16	24C-824	3	Bolt
17	³ 2501325	1	Hose
17A	†3988232	1	Hose
18	590384	1	Tapped block
19	1536657	1	Clip
20	4E-08	1	Lockwasher
21	24C-816	1	Bolt
22	3978066	1	Tube LH
23	590384	1	Tapped block
24	1536657	1	Clip
25	4E-08	1	Lockwasher
26	24C-816	1	Bolt
27	24C-816	1	Bolt
28	4E-08	1	Lockwasher
29	1536657	1	Clip
30	590384	1	Tapped block
31	590384	1	Tapped block
32	1536657	1	Clip
33	4E-08	1	Clip
34	24C-816	1	Bolt

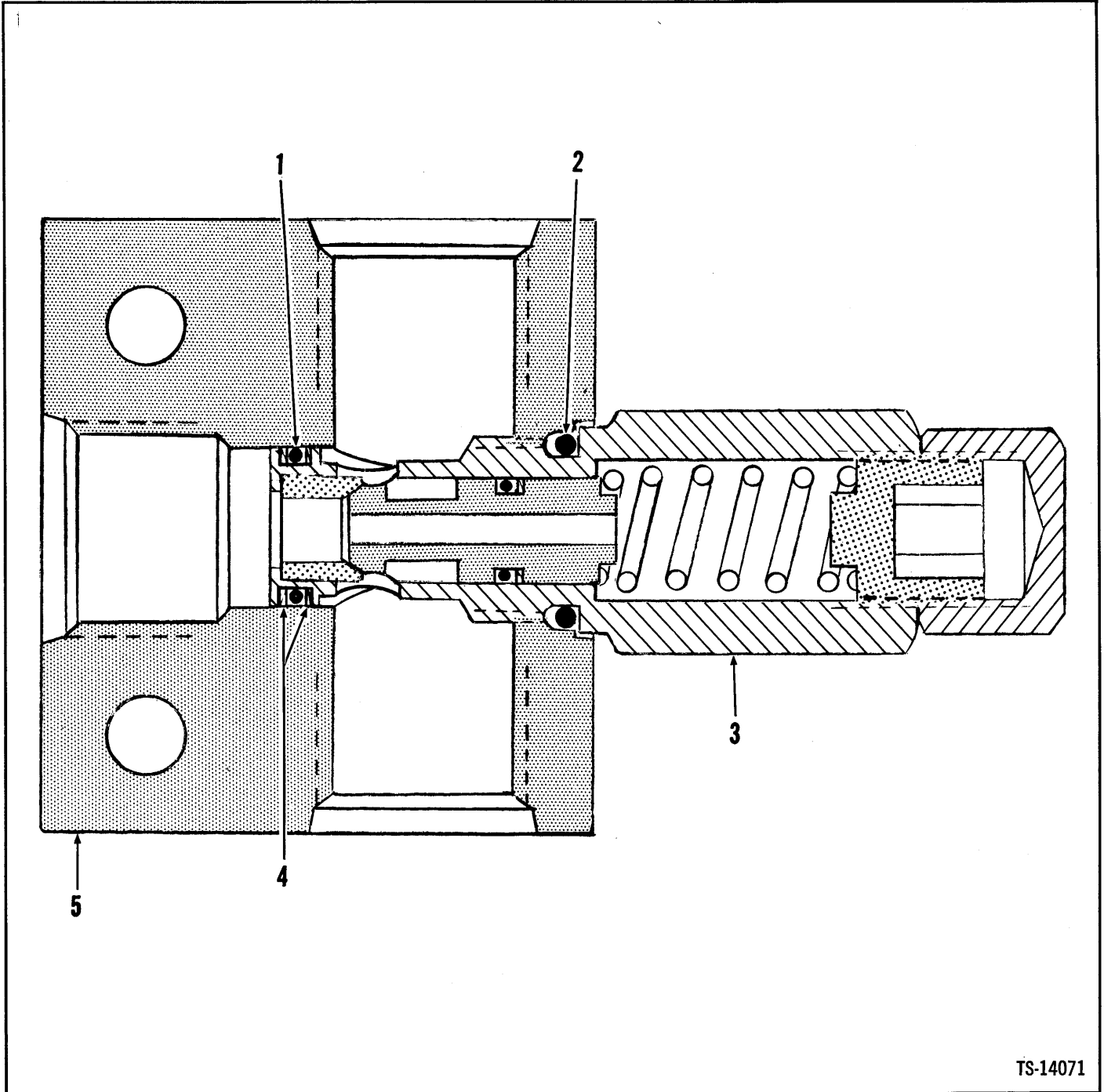
No.	Part No.	Qty.	Description
35	3978047	1	Tube RH
36	590384	1	Tapped block
37	1536657	1	Clip
38	4E-08	1	Lockwasher
39	24C-816	1	Bolt
40	24C-816	1	Bolt
41	4E-08	1	Lockwasher
42	1536657	1	Clip
43	590384	1	Tapped block
44	58K-214	1	O-ring
45	663092	2	Flange
46	4E-06	4	Lockwasher
47	23C-620	4	Bolt
48	2500156	1	Hose
48A	†3980505	1	Hose
49	23C-620	4	Bolt
50	4E-06	4	Lockwasher
51	663092	2	Flange
52	58K-214	1	O-ring
53	18D-08	3	Nut
54	3978058	3	Clip
55	24C-824	3	Bolt
55A	†3978057	1	Lug
56	2510675	1	Tube
57	24C-636	1	Bolt
58	23C-620	4	Bolt
59	4E-06	4	Lockwasher
60	663092	2	Flange
61	58K-214	1	O-ring
62	18D-06	1	Nut
63	3980519	1	Clip
64	18D-06	1	Nut
65	2503833	1	Tube
66	⁴ 17K-10	1	Elbow
67	91F-10	1	O-ring
68	2506290	1	Elbow
69	40K-04	1	Plug

¹See Index

²Inc. 2

³Optional

⁴Inc. 67



TS-14071

No.	Part No.	Qty.	Description
A	² 2510755	1	Valve assy relief
1	58K-016	1	O-ring
2	58K-115	1	O-ring
3	³ 960998	1	Relief vlv cartr kit
4	960997	2	Ring back-up
5	⁴ -----	1	Housing

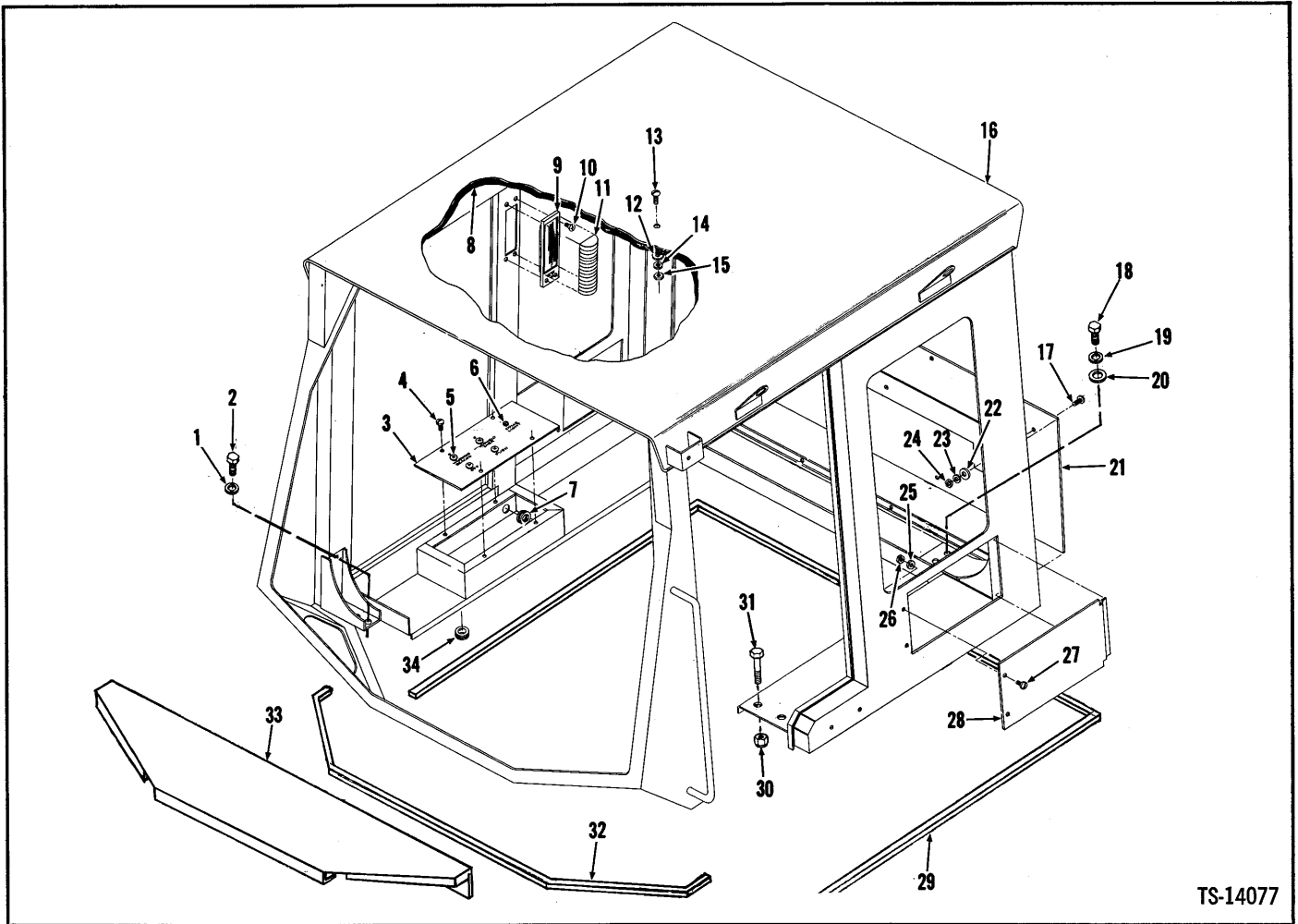
²Inc. 1 → 5

³Inc. 1, 2, 4

⁴See A

Roll-Over Protective Structure (ROPS)

MICHIGAN



TS-14077

No.	Part No.	Qty.	Description
A	2509194	1	Roll-over prot strctr
1	23E-08	4	Lockwasher
1A	†635682	4	Washer
2	23C-824	4	Bolt
3	2509843	1	Panel assy
4	87G-1010	4	Screw
5	743200	4	Plug
6	³1546280	1	Circuit breaker
7	511426	1	Grommet
8	2509832	1	Foam insulation
9	⁴2509846	1	Dome light
9A	†960855	1	Bulb
10	2502439	4	Screw
11	§⁵_____	1	Lens
12	25E-17	1	Washer
13	89G-612	1	Screw
14	23E-06	1	Lockwasher
15	61D-06	1	Nut
16	2510293	1	Canopy

No.	Part No.	Qty.	Description
17	89G-410	8	Screw
18	23C-1248	4	Bolt
19	23E-12	4	Lockwasher
20	25E-27	4	Washer
21	2509752	1	Plate
22	25E-15	2	Washer
23	23E-04	8	Lockwasher
24	61D-04	8	Nut
25	23E-04	4	Lockwasher
26	61D-04	4	Nut
27	89G-410	4	Screw
28	2509749	2	Plate
29	⁶949801	1	Gasket
30	18D-06	2	Nut
31	24C-616	2	Bolt
32	⁷949801	1	Gasket
33	2510270	1	Cover
34	511426	1	Grommet

²Inc. 1→34 Page Z18

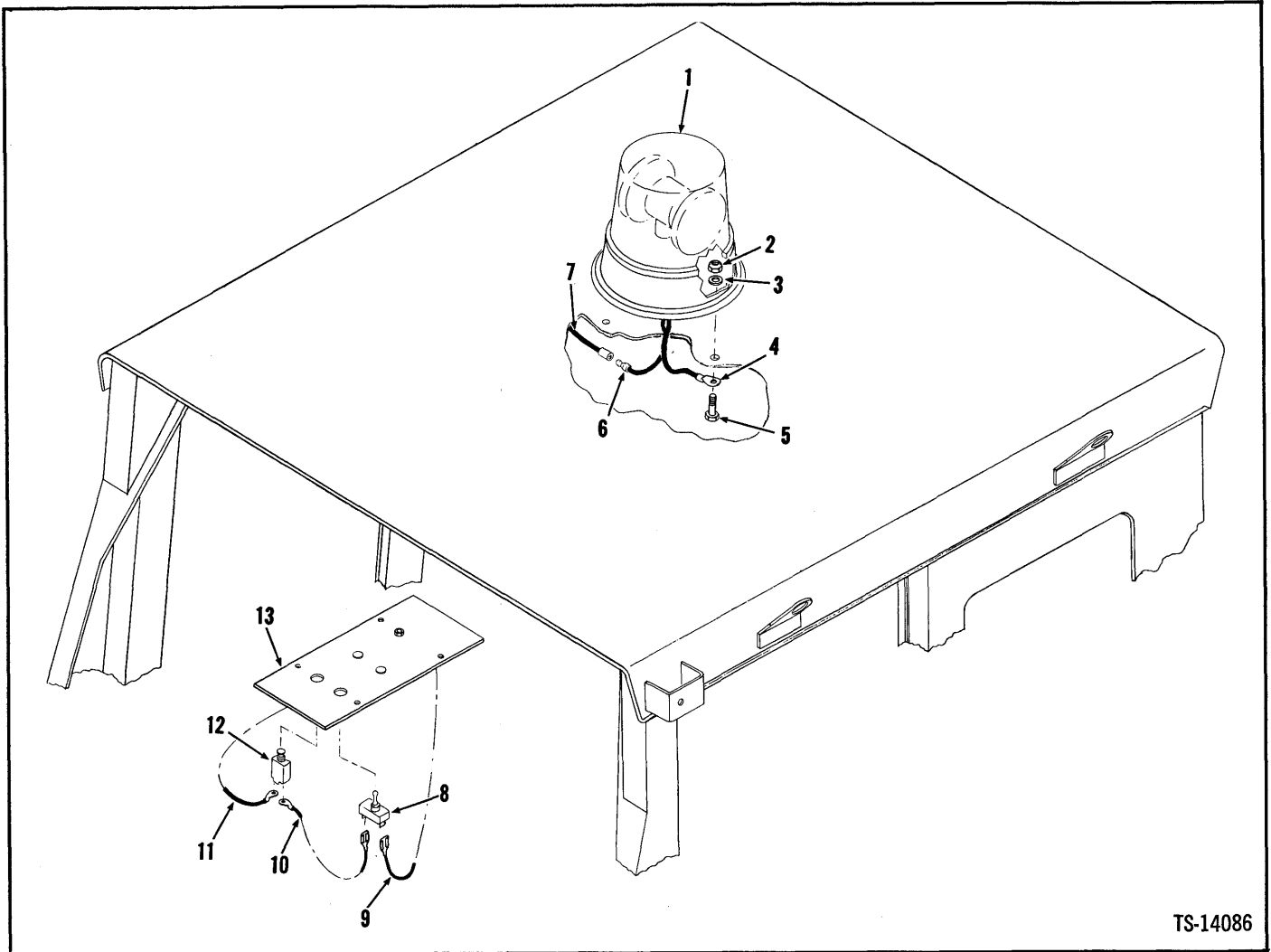
³.75 Amp.

⁴Inc. 9A, 11

⁵See 9

⁶10 ft. (3,05 m)

⁷5 ft. (1,53 m)



TS-14086

No.	Part No.	Qty.	Description
A	² 2511574	1	Rotating light kit
1	³ 1548069	1	Light
1A	894300	2	Sealed unit
1B	960962	1	Lens
2	18D-04	3	Nut
3	25E-13	3	Washer
4	614139	1	Terminal
5	24C-464	3	Bolt
6	1513577	1	Terminal
7	⁴ _____	1	Wire harness
8	1516649	1	Switch
9	⁴ _____	1	Wire harness
10	1516651	1	Wire
11	2511622	1	Wire
12	⁵ 1513548	1	Circuit breaker
13	⁶ _____	1	Panel
14	[†] 1510906	1	Adhesive

²Incl. 1-14

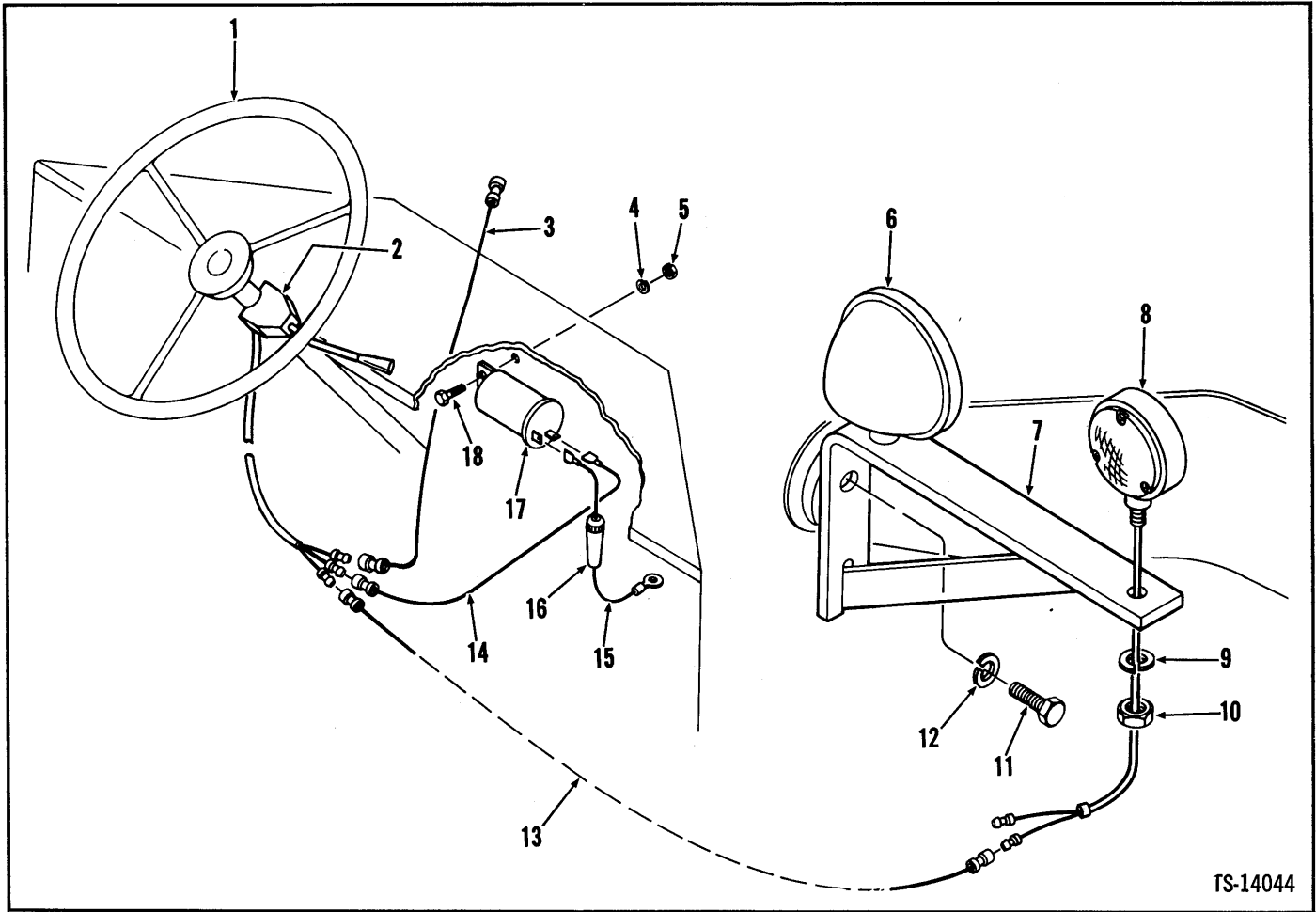
³Incl. 1A, 1B

⁴See Cab Wiring

⁵10 Amp.

⁶See Cab Assembly

Turn Signal Installation



TS-14044

No.	Part No.	Qty.	Description
1	1-----	—	Steering wheel
2	3900535	1	Turn sig switch assy
3	3901404	1	Wire
4	21E-12	1	Lockwasher
5	12D-12	1	Nut
6	1-----	—	Headlight assy
7	2510930	2	Bracket
8	23950971	2	Turn signal lamp
8A	†3901363	4	Lens
8B	†3901362	2	Bulb
9	53-----	2	Lockwasher
10	53-----	2	Nut
11	23C-716	2	Bolt
12	4E-07	2	Lockwasher
13	3901404	1	Wire
14	3901405	1	Wire
15	3901406	1	Wire
16	53981052	1	Fuse
17	3901455	1	Flasher
18	85G-1212	1	Screw

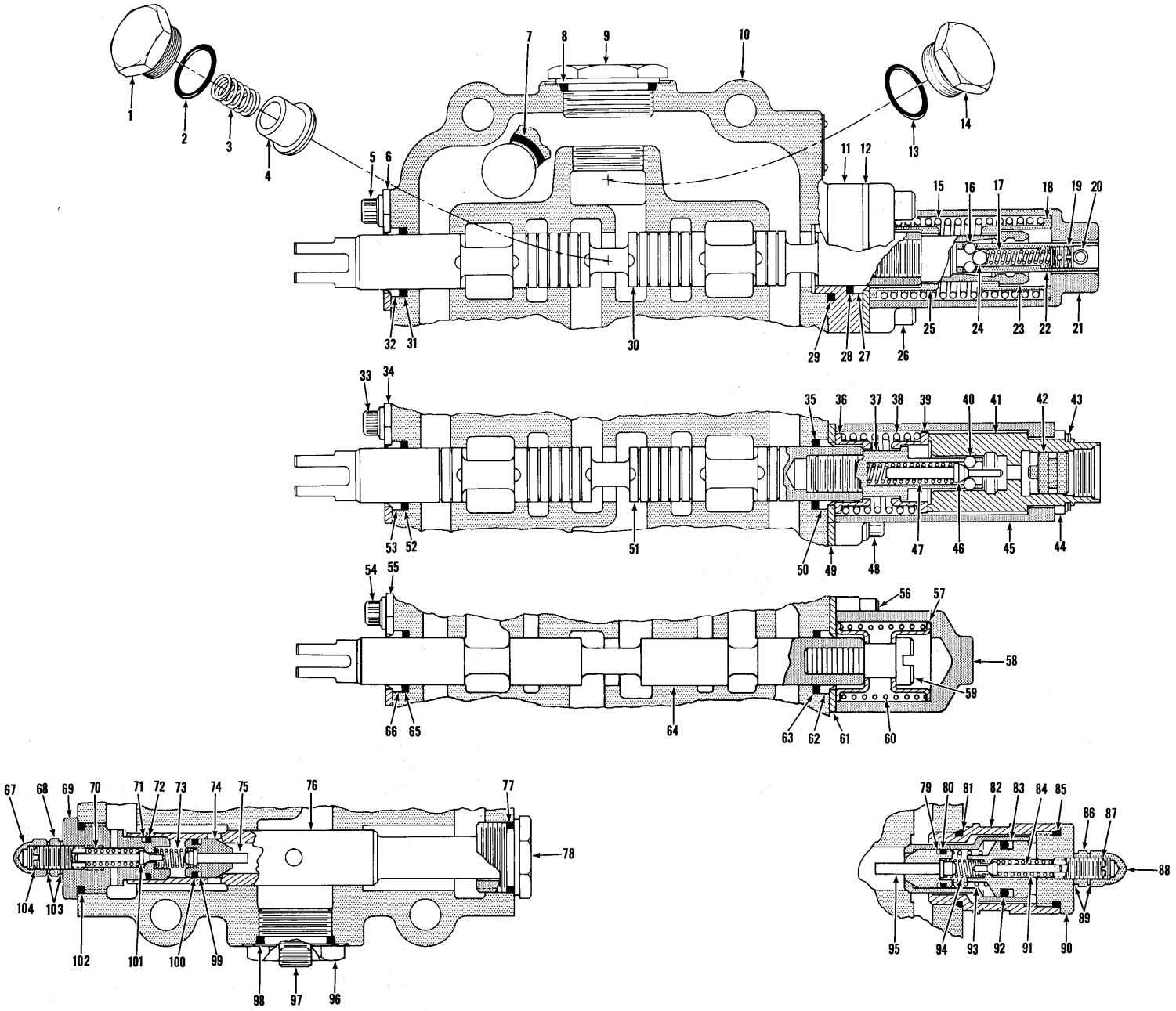
¹See Index

²Inc. 8A → 10

³See 8

⁴Inc. 16

⁵ Amp.



TS-13150

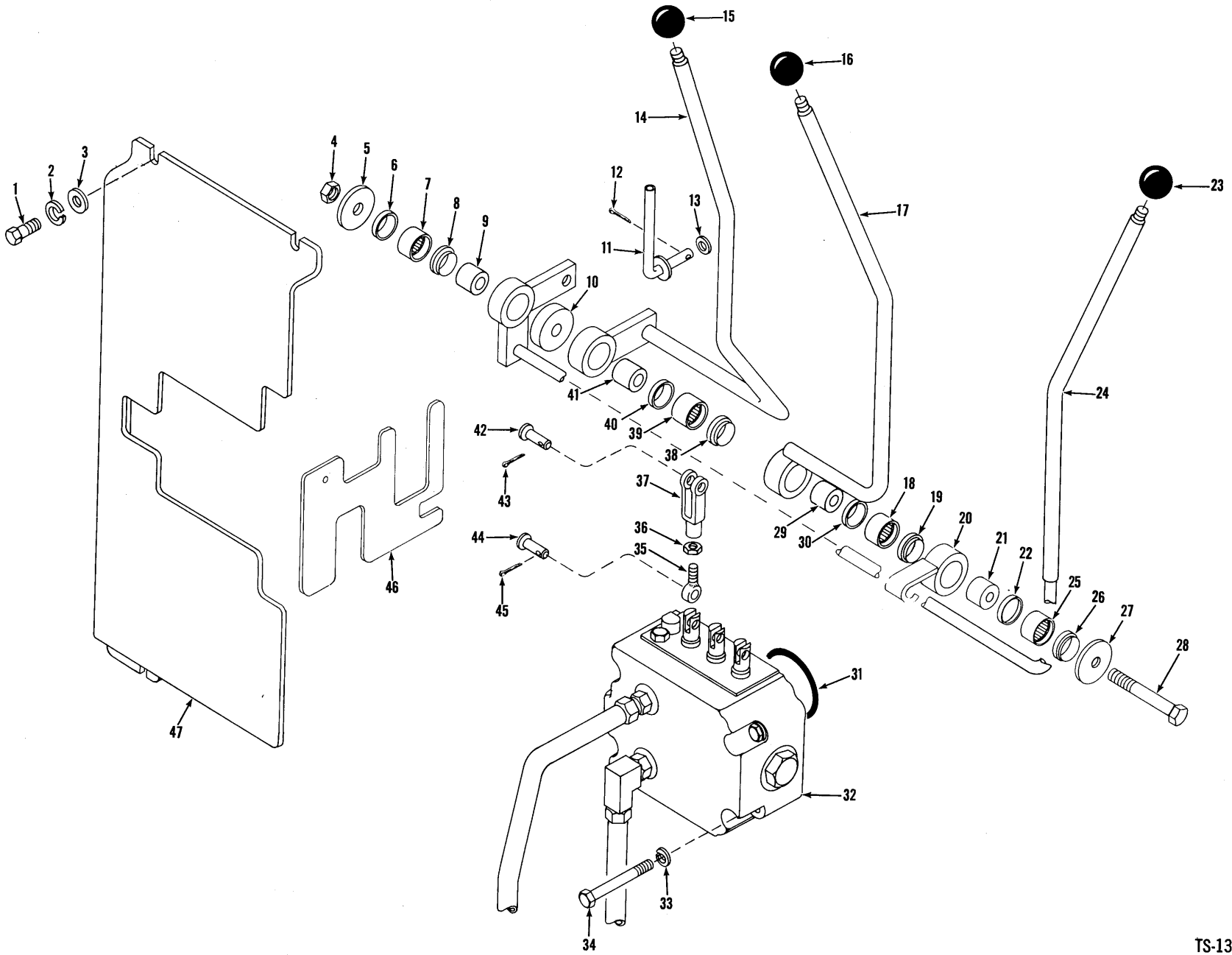
Valve Assembly, Main (Three Spool)



No.	Part No.	Qty.	Description
A	13916077	1	Valve assy main
1	5208957	3	Plug
2	58K-214	3	O-ring
3	947045	3	Spring
4	947046	3	Poppet
5	71G-610	3	Screw
6	947044	2	Plate
7	25K-40108	1	O-ring
8	949948	1	O-ring
9	949945	1	Plug
10	§ ² -----	—	Housing
11	949952	1	Spacer
12	947044	2	Plate
13	91F-10	1	O-ring
14	949947	1	Plug
15	949873	1	Spring
16	877420	3	Ball
17	949874	1	Spring
18	949871	1	Seat
19	949984	1	Set screw
20	5201521	1	Pin
21	949872	1	Cover
22	949883	1	Pin
23	949875	1	Sleeve
24	949946	1	Ball
25	949871	1	Seat
26	11G-628	1	Screw
27	947048	1	Wiper
28	58K-214	1	O-ring
29	25K-40108	1	O-ring
30	§ ² -----	—	Plunger
31	58K-214	1	O-ring
32	947048	1	Wiper
33	71G-610	3	Screw
34	947044	2	Plate
35	58K-214	1	O-ring
36	947098	2	Seat
37	949881	1	Pin
38	949882	1	Spring
39	947098	2	Seat
40	877420	3	Ball
41	949880	1	Sleeve
42	949963	1	Piston
42A	†948063	1	O-ring
43	949950	1	Ring snap
44	949949	1	Spacer
45	949877	1	Cover
46	949878	1	Cam
47	949879	1	Spring
48	71G-616	2	Screw
49	947044	2	Plate
50	947048	2	Wiper
51	§ ² -----	—	Plunger

No.	Part No.	Qty.	Description
52	58K-214	1	O-ring
53	947048	1	Wiper
54	71G-616	2	Screw
55	947044	2	Plate
56	11G-628	1	Bolt
57	947098	1	Seat
58	947100	1	Cap
59	5208953	1	Bolt
60	949991	1	Spring
61	947098	1	Seat
62	947048	1	Wiper
63	58K-214	1	O-ring
64	§ ² -----	—	Plunger
65	58K-214	1	O-ring
66	947048	1	Wiper
67	47D-06	1	Nut
68	8D-06	1	Nut
69	949892	1	Plug
70	948825	1	Spring
71	948849	1	Ring back-up
72	948063	1	O-ring
73	948129	1	Spring
74	§-----	—	Seat relief
75	949893	1	Piston
76	§ ² -----	—	Sleeve
77	58K-214	1	O-ring
78	5206975	1	Plug
79	949954	1	Ring back-up
80	949953	1	O-ring
81	91F-10	1	O-ring
82	949886	1	Housing
83	949956	1	O-ring
84	949891	1	Poppet
85	91F-10	1	O-ring
86	8D-06	1	Nut
87	948044	1	Adjusting screw
88	47D-06	1	Nut
89	948043	2	Washer
90	949890	1	Cap
91	948825	1	Spring
92	949955	1	O-ring
93	949889	1	Spring
94	949887	1	Spring
95	949888	1	Piston
96	949944	1	Plug
97	16F-04	1	Plug
98	91F-10	1	O-ring
99	949954	1	Ring back-up
100	949953	1	O-ring
101	949891	1	Poppet
102	948297	1	O-ring
103	948043	2	Washer
104	948044	1	Adjusting screw

¹Incl. 1→104
²See A

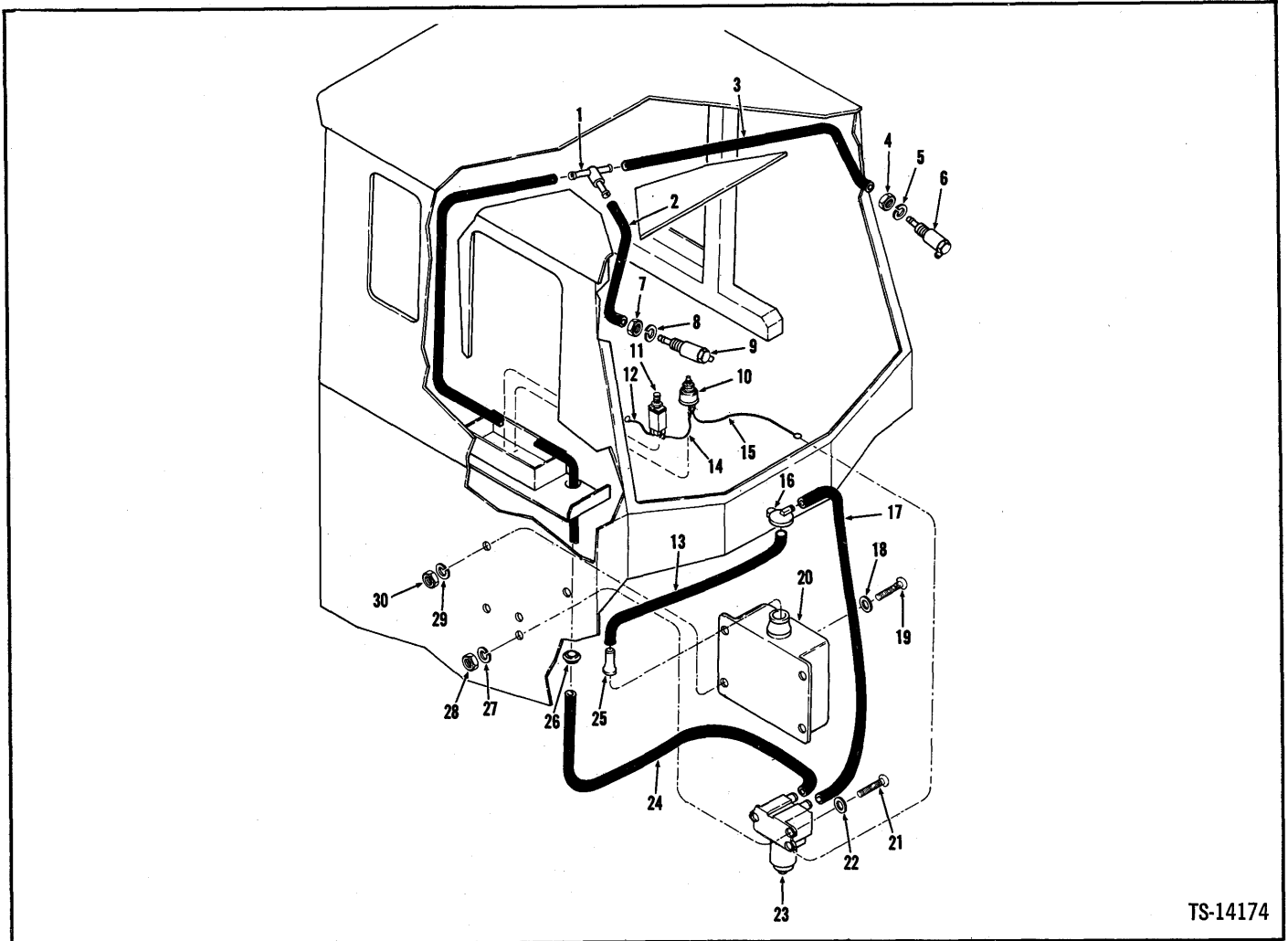


TS-13274

Valve Control Levers & Linkage (Three Spool)

No.	Part No.	Qty.	Description
1	23C-612	6	Bolt
2	4E-06	6	Lockwasher
3	25E-17	6	Washer
4	18D-08	1	Nut
5	3978070	1	Washer
6	1522535	1	Seal
7	675227	1	Bearing
8	1522535	1	Seal
9	1503251	1	Sleeve
10	3978061	1	Spacer
11	3978050	1	Lever
12	1F-516	1	Pin cotter
13	25E-21	1	Washer
14	2500536	1	Lever
15	509772	1	Knob
16	509772	1	Knob
17	2500537	1	Lever
18	675227	1	Bearing
19	1522535	1	Seal
20	2503660	1	Boss assy
21	1503251	1	Sleeve
22	1522535	1	Seal
23	509772	1	Knob
24	2510792	1	Lever
25	675227	1	Bearing
26	1522535	1	Seal
27	2503698	1	Washer
28	24C-8128	1	Bolt
29	1503251	1	Sleeve
30	1522535	1	Seal
31	25K-40108	1	O-ring
32	3916077	1	Valve assy main
33	4E-08	3	Lockwasher
34	24C-856	3	Bolt
35	2500416	1	Rod end
36	8D-06	1	Nut
37	2J-6208	1	Clevis
38	1522535	1	Seal
39	675227	1	Bearing
40	1522535	1	Seal
41	1503251	1	Sleeve
42	4F-06106	1	Pin
43	1F-310	1	Pin cotter
44	4F-06106	1	Pin
45	1F-310	1	Pin cotter
46	2503829	1	Cover
47	3978064	1	Cover

¹See Index



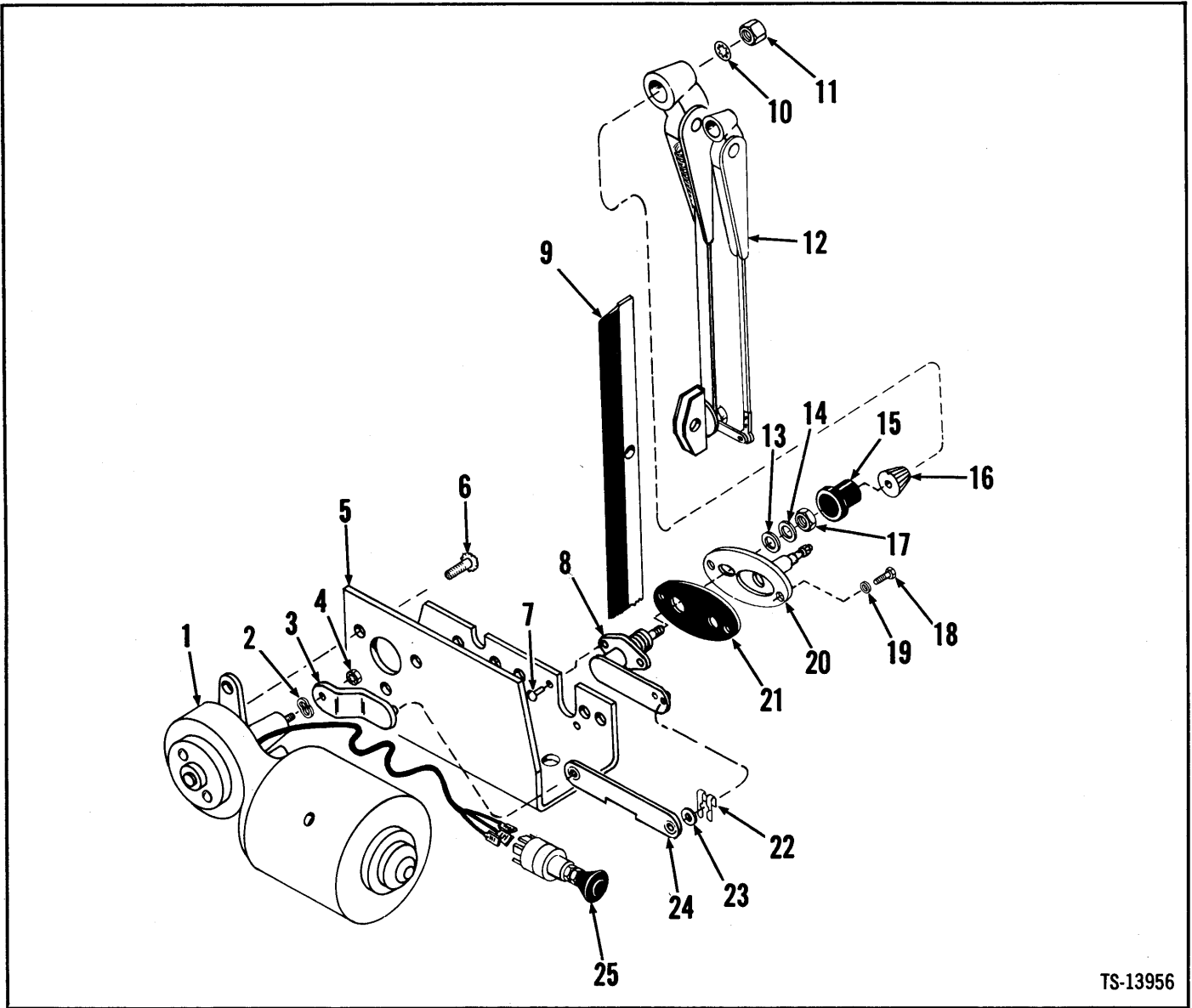
TS-14174

No.	Part No.	Qty.	Description
A	2512203	1	Windshield washer kit
1	949793	1	Tee
2	949791	1	Hose
3	949791	1	Hose
4	64D-06	1	Nut
5	4E-06	1	Lockwasher
6	949762	1	Nozzle
7	64D-06	1	Nut
8	4E-06	1	Lockwasher
9	949762	1	Nozzle
10	1513543	1	Switch
11	949743	1	Circuit breaker
12	2511788	1	Wire
13	949747	1	Hose
14	2501548	1	Wire
15	2511787	1	Wire

No.	Part No.	Qty.	Description
16	949745	1	Cap
17	949792	1	Hose
18	25E-10	4	Washer
19	85G-1010	4	Screw
20	960565	1	Washer tank
21	85G-1010	3	Screw
22	25E-10	3	Washer
23	2511789	1	Pump assembly
24	949747	1	Hose
25	949746	1	Filter
26	742876	1	Grommet
27	17E-10	3	Lockwasher
28	12D-10	3	Nut
29	17E-10	3	Lockwasher
30	12D-10	3	Nut

2Inc. 1→30
 32 ft. (0,61 m)
 44 ft. (1,22 m)
 53 Amp.
 61 ft. (0,31 m)
 7Inc. 13, 16, 25
 8 Ft. (2,44 m)

Windshield Wiper – Front



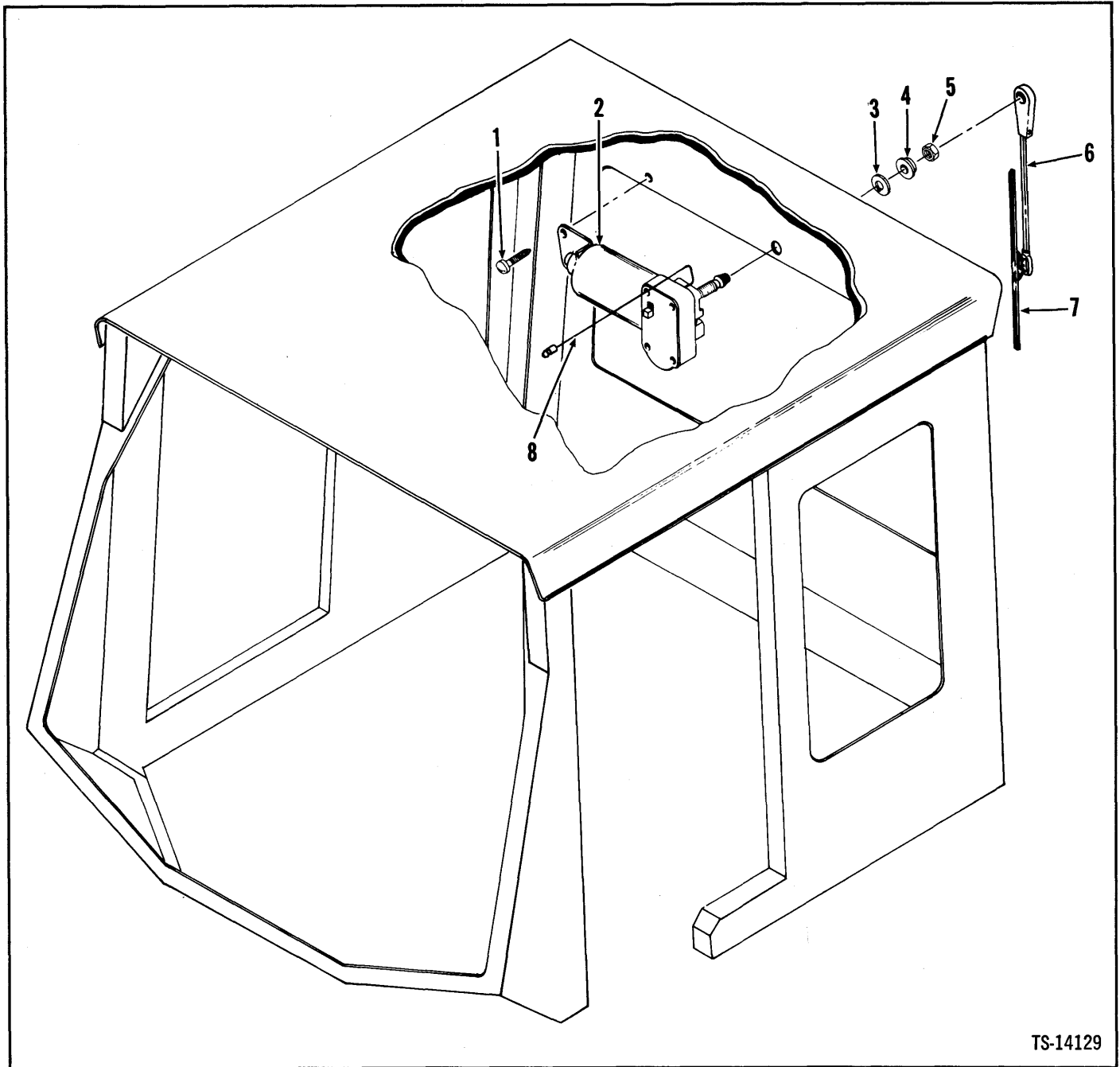
TS-13956

No.	Part No.	Qty.	Description
A	² 2512578	1	Wndshld wpr motor kit
1	960096	1	Motor
2	993183	1	Washer
3	992891	1	Drive arm
4	949144	1	Nut
5	992892	1	Bracket
6	992896	3	Screw
7	949143	2	Screw
8	³ 1580352	1	Shaft assy
9	949786	1	Wndshld wpr blade
10	9E-05	1	Lockwasher
11	522028	1	Nut
12	2510280	1	Wndshld wiper arm

No.	Part No.	Qty.	Description
13	949180	1	Washer
14	949181	1	Washer
15	949183	1	Cap
16	949184	1	Driver
17	949182	1	Nut
18	24C-428	2	Bolt
19	25E-13	2	Washer
20	⁴ 560164	1	Adapter kit
21	⁵ _____	1	Gasket
22	890374	2	Clip
23	890375	2	Washer
24	890373	1	Link
25	2501082	1	Switch

²Inc. 1, 2, 4 → 7, 22 → 24
³Inc. 10, 11, 13 → 17
⁴Inc. 21
⁵See 20

Windshield Wiper Kit, Rear



No.	Part No.	Qty.	Description
A	2510954	1	Wndshld wpr kit R
1	18G-1008	1	Screw
2	2336780	1	Wiper motor
3	892010	1	Gasket
4	892011	1	Spacer
5	892012	1	Nut
6	892052	1	Wndshld wpr arm R
7	507049	1	Wndshld wpr blade R
8	2510951	1	Wire

²Inc. 1→8

³Inc. 3, 4, 5

NUMERICAL INDEX

Part No.	Page No.	Part No.	Page No.	Part No.	Page No.	Part No.	Page No.
100170	A7, A9	138249	Z9	230703	T7	231848	T11
100171	A7, A9	191640	A3	230704	T7	231849	T11
100172	A7, A9	192406	A5	230805	T5	231850	T11
100173	A7, A9	200991	T3	230808	T5	231851	T11
100176	A7, A9	202459	T11	230811	T5	231967	M2
100941	A7, A9	205928	M2	230812	T5	232088	T9
100950	A7, A9	208768	T11	230822	T9	232089	T9
100970	A3, A5	209313	T5	230829	T9	232136	T3
103216	A3, A5	211433	M2, T3	230850	T12, T13, T14	232147	T5
103293	B13, B14, B15	214118	T3	230851	T3	232461	T5
103522	A3, A5	214295	T3	230854	T3	232484	T11
104412	A3, A5	214596	T5	230855	T5	232535	T5
106081	A7, A9	214920	T5	230857	T12, T13, T14	232584	T12, T14
106656	A3, A5	214923	T5	230860	T9	233007	M2
106762	A3, A5, A7, A9	214924	T5	230864	T11	233089	T5
106998	A3, A5	214933	T5	230871	T11	233092	T5
107348	A3, A5	214941	T5	230885	T9	233128	T5
108014	P6	214953	T5	230886	T9	233166	T12, T14
109247	W2	214988	T5	230888	T9	233250	T5
110127	A9	215183	T9	230889	T9	233278	T7
111656	A3, A5	215190	T12, T13, T14	230900	T3	233279	T7
111720	A7, A9	215757	M2, T3	230906	T9	233280	T7
112278	A3, A5	215909	T5	230911	T13	233286	T7
112352	A7, A9	217565	M2	230921	T3	233389	T9
112353	A7, A9	217566	M2	230952	T11	233390	T9
112354	A7, A9	217567	M2	230954	T11	233540	T7
112460	W2	217568	M2	230959	T7	233544	T7
112462	W2	217657	T15	230960	T7	233705	T5
114427	B7	219373	T3	230961	T7	233954	T3, T11
118150	A7	220983	T7	230962	T7	233955	T11
119270	A3, A5	221653	T5	230963	T7	233959	T11
119298	A7, A9	222006	T5	230964	T7	233964	T11
119469	A3, A5	222029	M2	230965	T7	233965	T11
121012	A3, A5	222067	T3	231002	T7	233968	T11
121013	A3, A5	222079	T5	231048	T3	234503	T5
121014	A3, A5	222179	M2, T11	231056	T3	234539	T13
121015	A3, A5	222312	T7	231065	T11	234540	T11
121166	A10	222318	T7	231066	T11	234541	T11
121169	A3, A5	222684	T5	231075	T7	234649	T11
121785	A3, A5	222960	T11	231077	T7	234651	T15
121804	A3, A5	223349	T9	231078	T7	234663	T5, T17
121808	A3, A5	223874	T9	231080	T5	234664	T17
122559	A3, A5	223877	T9	231081	T7	234665	T17
122765	A7, A9	223925	T5	231083	T7	234667	T17
123800	A7, A9	223964	T9	231093	T3	234668	T17
123830	A7, A9	224009	T5	231094	T3	234669	T17
123904	A3, A5	224026	T5	231095	T3	234776	T11
124040	A7, A9	224028	A3, A5	231098	T9	234836	T3
124041	A7, A9	224039	T5	231136	T11	234867	T17
124158	A3, A5	224065	T11	231164	T15	235034	T14
124179	A7	224083	T9, T11	231166	T3	235038	T12
124260	A3, A5	224106	T11	231168	T15	235043	T9
124436	A7, A9	224368	T7	231184	T5	235093	T15
124444	A7, A9	224771	T12, T13, T14	231193	T11	235094	T15
124571	A3, A5, A10	224772	T12, T13, T14	231198	T9	235095	T15
124572	A10	224774	T12, T13, T14	231199	T7	235131	T12, T14
124573	A10	225597	T5	231229	T9	235138	T15
124574	A10	225601	T5	231390	T3	284579	T3
124575	A10	225603	T9	231458	T5	308031	B5, E5, Z3
124576	A10	225823	M2, T11	231554	T9	356609	B7
124577	A10	228931	T15	231606	T3	356612	B17
124870	A9	229131	T15	231611	T3, T11	456294	T7
124871	A5, A9	229187	T11	231614	T3, T5	507815	B7
124884	A3, A7	229296	T7	231639	T11	509303	E16
125101	A5, B15	229565	T5	231646	T11	509445	W2
125435	A3, A5	229566	T5	231781	T3	509772	T19, V7
125576	A7, A9	229607	T11	231817	T11	510452	B9
125577	A7, A9	229729	E5, T15	231818	T11	511426	Z9, Z12
127103	A3, B14	230529	M2	231839	T15	513912	F4
127104	A3, B13	230690	M2	231840	T15	513930	B11




Part No.	Page No.	Part No.	Page No.	Part No.	Page No.	Part No.	Page No.
513932	V2	591381	H3	862655	B16	945460	R2
517963	W2	593370	B9	862656	B16	945832	V3
518259	B11	593483	B7, B9	862738	B16	945996	V2
521000	P3	593495	B7	863364	R2	946389	E5
521874	H3	613750	B7, B9	866348	B16	946397	P5
522028	Z11	616783	E13	866349	B16	946400	P5
525293	F4, H3	619019	B16, R2	874007	B7, B9	946401	P5
526676	H5	619021	B3, S5	875012	B7	946953	F4
526879	B17	619023	T5	875754	V2	946954	F4
527096	E11	619024	B16	875762	V2	947044	V5
527685	B9	619029	S5	875766	B11	947045	V5
528948	E13	623762	E15	875767	B11	947046	V5
529979	B9	623829	E15	877420	V5	947048	V5
532549	E7	636260	B7, E5	879717	R2	947098	V5
532621	H5	645092	B12	885083	E5	947740	B17
532948	C7	647310	E5	885105	V3	947838	E11
533814	B7	652448	E5	886020	V3	947927	B13, B14, B15
536224	H5	653903	Z7	888281	P3	947930	B13, B14, B15
538256	N2	654141	M2	890373	Z11	947931	B13, B14, B15
539042	E11	654613	T9	890374	Z11	947932	B13, B14
540128	H5	656672	H7, S5	890375	Z11	947933	B13, B14, B15
540306	B7	657653	H7	892287	B17	947934	B13, B14
540888	B7	658038	T9	892833	E11	947935	B13, B14, B15
544512	B12	658130	T5	894532	V2	948043	V5
545005	B12, B16	659041	T5, V3	894533	V2	948044	V5
546921	E5	659065	T5	894534	V2	948063	V5
547529	E5	661415	V2	894535	V2	948129	V5
547851	N2	662770	V3	894536	V2	948297	V5
547852	N2	663092	H5	894537	V2	948825	V5
550089	C5	663093	H7	894538	V2	948849	V5
550319	B9	663724	F3	894539	V2	949143	Z11
550580	P2	664140	T15	894540	V2	949144	Z11
550619	E15	666542	T5	894541	V2	949180	Z11
551090	E15	667277	A7, A9	894542	V2	949181	Z11
551251	S5	667278	A7, A9	894543	V2	949182	Z11
551530	E5, E13	668553	A3, A5	896497	V6	949183	Z11
551684	B9, W2	669048	E7	896544	V6	949184	Z11
551685	B9, W2	669928	C7	940084	P2	949260	V2
551765	B18	672004	A3, A5	940089	P2, P3	949261	V2
552161	P6	672005	A3, A5	940090	P2, P3	949264	V2
552374	B9	672907	A10	940091	P2, P3	949316	P4
554843	H3	675227	T19, V7	940092	P2, P3	949357	E5
555680	E15	675248	A7, A9	940093	P2, P3	949370	B16
556289	E16	675249	A7, A9	940636	B9	949458	B5
557438	E7	675257	A7, A9	940639	B7, B9	949574	S3
558960	E7	675261	A3, A5	941214	B7	949576	S3
560164	Z11	675469	H8	941238	B16	949577	S3
560640	H3	675536	A7, A9	941325	W2	949720	Z9
561912	T19	675889	T19	941326	W2	949721	Z7, Z9
562662	Z5	710288	A7, A9	941329	W2	949722	Z9
562663	Z5	713286	C7	941474	E11	949786	Z11
562664	Z5	731160	T9	942139	M2	949801	C4, Z9, Z12
562665	Z5	731745	H8	942646	B7	949802	Z9
562738	Z5	731793	H7	942746	E5	949853	P4
562742	Z5	732923	H3	942874	Z9	949854	P4
564011	N2	742240	T11	943957	F4	949855	P4
568276	S5	743035	T5	944054	B16	949856	P4
568361	R2	743200	Z7, Z12	944862	P2, P3	949857	P4
569233	S5	743439	T11	944907	E5	949858	P4
569909	V7	743563	B5, H3	944968	B16	949859	P4
571021	Z3	743835	P4	945026	B17	949861	P4
571570	R2	763795	T7	945029	B17	949862	P4
572556	E15	791553	H5, V3, V5	945034	B17	949871	V5
573618	B9	815745	A7, A9	945035	B17	949872	V5
574442	H5	815784	A7, A9	945036	B17	949873	V5
582480	E13	840472	B15	945037	B17	949874	V5
584502	R2	840535	B13, B14	945038	B17	949875	V5
585883	H7	840539	B15	945040	B17	949877	V5
587250	C5	856250	M2	945041	B17	949878	V5
587613	F4	857933	B17	945042	B17	949879	V5
588820	H7	862652	B16	945060	E11	949880	V5
589401	W2	862653	B16	945417	H8	949881	V5

Part No.	Page No.	Part No.	Page No.	Part No.	Page No.	Part No.	Page No.
949882	V5	993183	Z11	1522451	E11	2500087	H5
949883	V5	993688	E10, E11	1522535	T19, V7	2500122	B5
949886	V5	993689	E10, E11	1523149	E11	2500123	B5
949887	V5	994003	V6	1523209	E15	2500142	B12
949888	V5	994005	V6	1523210	E15	2500147	B9
949889	V5	994006	V6	1523263	C5	2500155	H5
949890	V5	994025	V6	1523338	N2	2500156	H5
949891	V5	994027	V6	1524560	C7	2500167	B12
949892	V5	1010338	Z3	1527745	S3	2500170	B12, T11
949893	V5	1301361	E15, T19	1529027	E13	2500416	V7
949894	V3	1303281	T11	1529625	E11	2500614	C5
949895	V3	1306167	E15	1530264	C6	2500737	C6
949896	V3	1306142	H8, V3, V7	1530361	E7	2500738	C6
949897	V3	1306622	H3, H7	1530600	E10, H3	2500920	B5
949898	V3	1306623	H5, H7	1532592	B7	2501057	F3
949899	V3	1306624	H5, V6	1533256	H5	2501082	Z11
949900	V3	1306625	C7	1535139	H3	2501156	F3
949902	V3	1307221	H8	1535143	H3	2501172	N2
949903	V3	1310121	B3, E5	1535778	H3	2501179	F3
949904	V3	1315447	T11	1535960	C6	2501183	N2
949905	V3	1323650	H8	1536073	C5	2501186	N2
949944	V5	1503026	C5	1536140	B18	2501434	E7
949945	V5	1503251	T19, V7	1537354	B9, E5	2501574	T19
949946	V5	1503464	C5	1540366	W2	2501747	B5, E7
949947	V5	1503629	C6	1542966	Z3	2501768	E7
949948	V5	1503631	C6	1543512	H3	2501770	E7
949949	V5	1503639	C6	1543539	Z3	2501773	E7
949950	V5	1503862	E11	1543879	B7, B9	2501782	E7
949952	V5	1505581	N2	1544144	E7	2501804	B12
949953	V5	1508626	W2	1544448	S5	2501805	C3
949954	V5	1508729	B18	1544695	E15	2501983	B7, B9
949955	V5	1508730	B18	1545004	H7	2502018	Z11
949956	V5	1509025	F4, H8	1545134	E5	2502146	B9
949958	V6	1509752	H5	1545186	B9	2502147	B9
949959	B7, B9	1510525	N2	1545296	Z2	2502439	Z7, Z12
949963	V5	1511520	H5, H7	1545592	G2	2502762	E7
949964	P5	1511521	H5	1545622	F3, S5	2502768	B12
949984	V5	1511708	N2	1545623	S5	2503001	E13
951948	B9	1511711	N2	1545789	B7, B9	2503133	Z2
953310	E5	1512006	N2	1545790	B7	2503216	E3
955321	B17	1512863	N2	1546280	Z7, Z12	2503357	B7
955323	B17	1512901	C6	1548008	Z3	2503361	B7
955326	B17	1512904	C5	1548364	N2	2503371	Z3
960000	P5	1512906	P4	1549006	N2	2503512	E13
960001	P5	1513125	H8	1549382	E7	2503709	E3
960003	B16	1513544	E3	1549705	B5, Z3	2504000	H5
960096	Z11	1513546	E3	1558644	F4	2504001	H5
960108	S3	1513559	S3	1566702	P5	2504023	T19
960109	S3	1513839	E5	1566881	P5	2504024	T19
960133	V3	1513841	E5, E13	1566982	P5	2504025	T19
960189	V6	1513887	N2	1566983	P5	2504027	T19
960191	V6	1515065	E3	1566984	P5	2504034	T19
960339	R2	1515482	N2	1566985	P5	2504036	T19
960340	R2	1515900	E7	1566986	P5	2504037	T19
960363	E10	1516648	E3	1567077	V6	2504038	T19
960443	E11	1517153	H5	1567079	V6	2504039	T19
960587	P4	1517621	N2	1567085	V6	2504040	T19
960608	Z9	1519191	B9	1567088	S6	2504088	S6
960686	P4	1519253	S6	1574466	F3	2504089	V6
960825	E10	1519254	S6	1580352	Z11	2504139	C3
960855	Z7, Z12	1519829	W2	1632311	E3	2504140	Z7
990774	E5	1519948	C5	1643917	E10	2504252	Z3
991689	S6	1519949	C5	1675961	B7, B9	2504271	F3
991694	S6	1519963	H7	1737557	E10	2504277	S5
991695	S6	1519964	H5	1743825	E5, S5	2504302	S5
991696	S6	1519969	B9	1767969	E5, E13	2504312	E11
991700	S6	1519974	B9	2105085	A3	2504326	E13
992163	B17	1519975	B7, B9	2105120	A5	2504356	R2
992164	B17	1519991	S6	2500021	S6	2504379	E16
992891	Z11	1520154	H8	2500079	C7	2504481	Z2
992892	Z11	1520190	E15	2500084	H5	2504527	S3
992896	Z11	1520193	E15	2500085	H5	2504589	S3

Part No.	Page No.	Part No.	Page No.	Part No.	Page No.	Part No.	Page No.
2504601	Z7	2506492	E3	2510132	Z7	3980104	C5
2504662	E16	2506494	E3	2510236	Z9	3980105	C5
2504915	F4	2506495	F3	2510237	Z9	3980106	C5
2505200	T19	2506509	E15	2510238	Z7	3980107	C5
2505201	T19	2506532	H8	2510239	Z7	3980108	B5, C6
2505208	E13	2506533	H8	2510270	Z12	3980109	C6
2505349	E3	2506545	H7	2510276	Z9	3980120	C6
2505401	E3	2506551	H3	2510277	Z7	3980121	C6
2505402	E3	2506576	R2	2510280	Z11	3980122	C6
2505518	E13	2506577	R2	2510281	Z7	3980123	C6
2505619	E13	2506664	N2	2510290	Z7	3980124	C6
2505667	E3	2506681	B9, E13	2510291	Z7	3980125	B5, C6
2505713	E13	2506688	E3	2510293	Z12	3980126	C6
2505770	F4	2506703	T19	2510567	C4	3980141	C7
2505894	E15	2506728	H7	2510568	C4	3980192	C6
2505907	B9	2506729	H7	2510569	C4	3980204	F3
2505908	R2	2506730	H7	2510570	C4	3980207	F3
2505909	B7	2506731	H7	2510571	C4	3980208	F3
2505913	B12	2506732	H7	2510572	C4	3980211	F3
2505930	E7	2506733	H7	2510573	C4	3980213	F3
2505931	E7	2506735	H7	2510574	C4	3980216	F3
2505932	E7	2506763	E3	3151161	E11	3980218	F3
2505933	E16	2506765	E3	3290099	V2	3980219	F3
2505934	B9	2506777	F4	3290105	V2	3980220	F3
2505935	B7	2506784	B7, B9	3290106	V2	3980221	F3
2505936	B9	2506785	B9	3290122	V2	3980222	F3
2505937	E7	2506786	B7	3290124	V2	3980223	F3
2505958	H8	2506811	S5	3290125	V2	3980303	F4
2505959	H8	2506815	S5	3291311	E11	3980358	B18
2505961	H5	2506979	B7, B9	3292657	V6	3980373	B18
2505984	E13	2507291	S5	3292703	E11	3980376	B18
2505986	E5, E13	2508540	R2	3908090	B10	3980378	B18
2506031	G2, H8	2508901	Z9	3908094	B10	3980384	B18
2506039	B9	2509097	Z9	3908095	B10	3980387	B18
2506040	B7	2509582	C3	3908097	B10	3980399	B18
2506041	B9	2509583	C3	3908098	B10	3980402	B18
2506042	B7	2509584	C3	3908100	B10	3980406	B18
2506043	B9	2509590	C4	3950689	E5	3980414	B18
2506044	B9	2509591	C3	3950692	B12	3980419	B18
2506057	E15	2509595	C3	3950711	C7	3980421	B18
2506067	E10, E13	2509621	C4	3950716	C5	3980430	E15
2506081	H8	2509687	C3	3951644	B12, E5	3980449	S5
2506083	E15	2509692	Z9	3951954	B12, B16	3980488	S5
2506166	F3	2509693	Z10	3953017	B12	3980506	H5
2506187	H3	2509694	Z9	3953053	P6	3980519	H5
2506190	E15	2509749	Z9, Z12	3953108	B10, B12	3980520	H5
2506208	V7	2509750	Z10	3953109	P4	3980521	H5
2506209	V7	2509751	Z10	3953110	P5	3980526	H5
2506215	S5	2509752	Z9, Z12	3953111	V3	3980529	H5
2506225	S5	2509755	Z7	3960829	F3	3980532	B12
2506227	G2	2509762	Z9	3968085	B12	3980607	B9
2506228	G2	2509763	Z9	3968090	B12	3980609	B9
2506229	G2	2509764	Z9, Z12	3970123	C6	3980625	H5
2506266	B9	2509824	Z7	3980014	B7, B9	3980628	H5
2506272	Z3	2509826	Z9	3980058	B5	3980630	H5
2506289	E16	2509828	Z7	3980060	B5	3980632	H5
2506310	B9	2509829	Z7	3980061	B5	3980667	B5, V5, V7
2506311	B9	2509830	Z10	3980062	B5	3980708	V7
2506312	B9	2509831	Z10	3980064	B5	3980766	F3
2506313	B9	2509832	Z10, Z12	3980065	B5	3980771	F3
2506329	C3, S5	2509843	Z7, Z12	3980066	B5	3980772	F3
2506330	C3, S5	2509846	Z7, Z12	3980068	B5, C6	3980792	F3
2506331	C3, S5	2509894	B7, B9	3980069	B5	3980818	F3
2506351	N2	2509926	B9	3980070	B5	3980823	F3
2506363	E13	2509940	B7	3980071	B5	3980839	C7
2506366	N2	2509941	B9	3980076	B5	3980880	H3
2506408	C7	2509951	Z7	3980093	B5	3980891	B3
2506414	S5	2509971	Z10	3980094	B5	3980896	B3
2506424	S5	2509972	Z10	3980095	B5, C5	3980897	B3
2506432	H3	2509973	Z10	3980096	C5	3980904	B5
2506476	E15	2510008	B5	3980101	C5	3980905	B5
2506481	F3	2510103	Z9	3980103	F3		

Part No.	Page No.	Part No.	Page No.	Part No.	Page No.	Part No.	Page No.
3980906	C7	3981022	B9	5202527	V3	6000689	H8, V3, V7
3980907	C7	3981138	F3	5202528	V3	6001501	E5, E13
3980908	C7	3983933	B18	5204649	B5	6003027	H7
3980911	C7	3983951	B18	5206975	V5	6517944	V8
3980913	C7	5200205	V6	5208957	V5	6517945	V6
3980916	C7	5200219	E5, S6	5209582	S6		
3980961	B12	5200238	S6	5209589	P5		
3981021	B7	5201521	V5	5209947	S6		



**45B
LOG LOADER
ATTACHMENT**



PARTS MANUAL SUPPLEMENT

No. 3078

★

**This Supplement covers installation for Model 45B
Log Loader bearing Machine Serial
G.M. 450A101 & →**

★

INDEX

	Page
Belly Guards — Front & Rear	3
Counterweights	4, 5
Cylinder Assembly, Clamp	6
Grille Guard Kit	7
Log Grapple Attachment	9
Nameplate & Decals	10
Side Panels	11
Wheel & Tire Data	See PM 2987

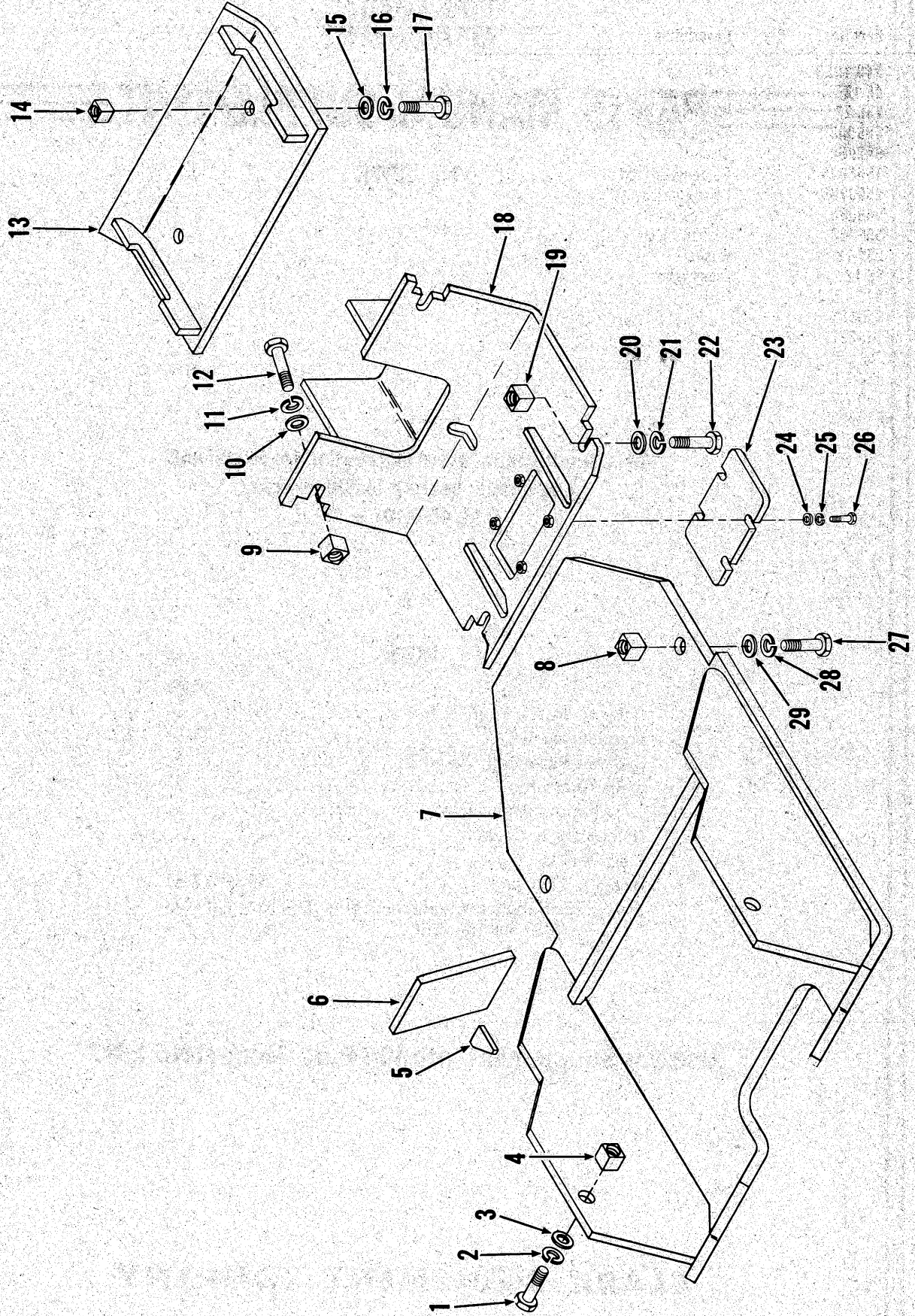
Note: This Supplement requires Three Spool Valve Installation — See PM 2987.

★

Use this Supplement with 45B Parts Manual No. 2987

★

CLARK EQUIPMENT COMPANY

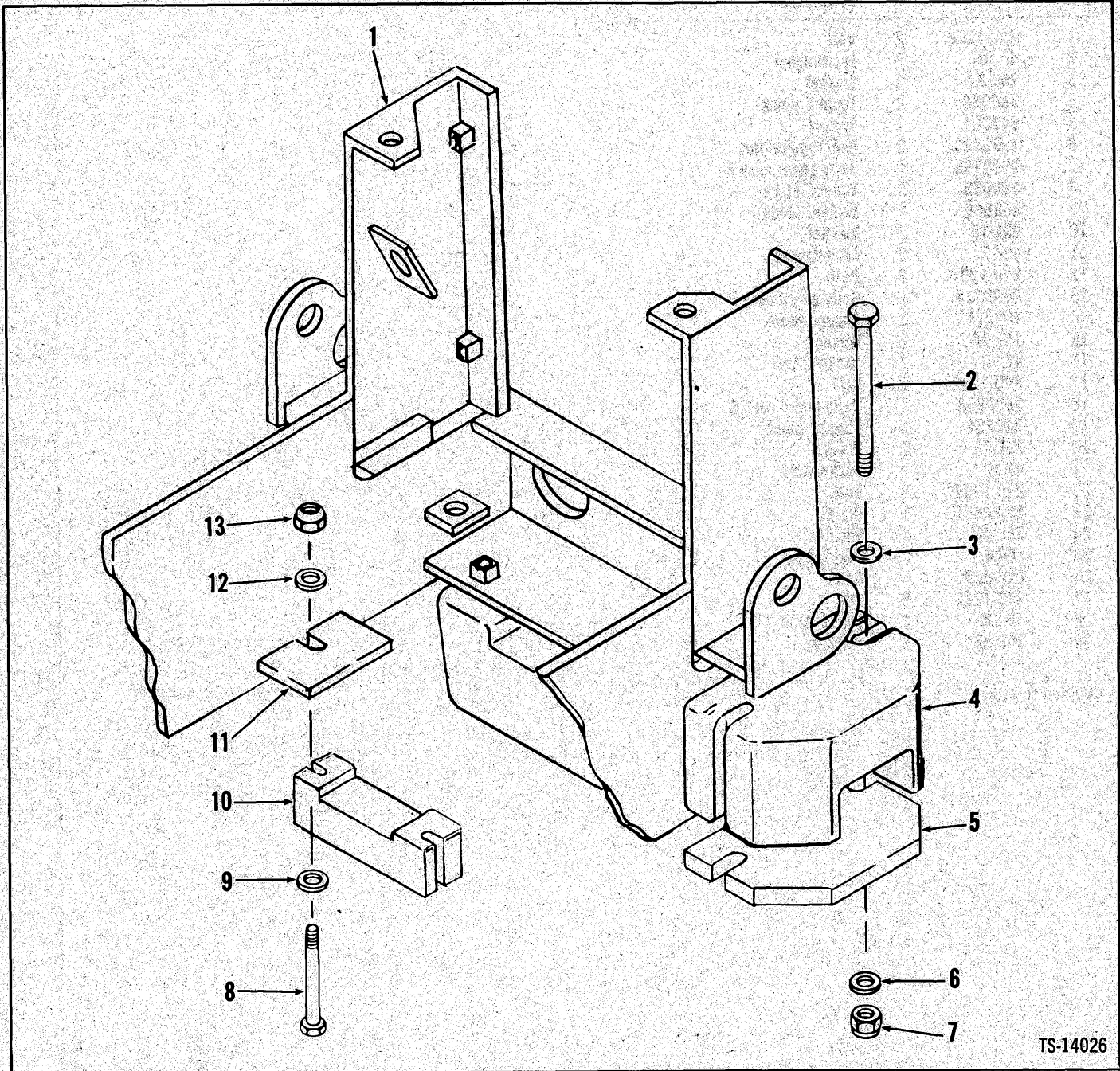


Belly Guards – Front & Rear

MICHIGAN

No.	Part No.	Qty.	Description
1	24C-1228	2	Bolt
2	4E-12	2	Lockwasher
3	25E-27	2	Washer
4	³ 566068	2	Tapped block
5	³ 642064	2	Gusset
6	³ 1656823	2	Rectangular flat
7	2503763	1	Belly guard assy F
8	³ 566068	2	Tapped block
9	³ 566068	2	Tapped block
10	25E-18	2	Washer
11	4E-12	2	Lockwasher
12	24C-1232	2	Bolt
13	2503934	1	Belly guard assy R
14	³ 1532712	2	Tapped block
15	25E-28	2	Washer
16	4E-12	2	Lockwasher
17	24C-1232	2	Bolt
18	2503936	1	Belly guard assy C
19	³ 730231	2	Tapped block
20	25E-18	2	Washer
21	4E-12	2	Lockwasher
22	24C-1232	2	Bolt
23	2503929	1	Plate
24	25E-18	4	Washer
25	4E-06	4	Lockwasher
26	23C-624	4	Bolt
27	24C-1228	2	Bolt
28	4E-12	2	Lockwasher
29	25E-27	2	Washer

³Welded to Frame



TS-14026

No.	Part No.	Qty.	Description
1	2-----	—	Frame
2	24C-12160	4	Bolt
3	25E-18	4	Washer
4	2501156	2	Counterweight
5	2501057	2	Plate
6	25E-18	4	Washer
7	18D-12	4	Nut

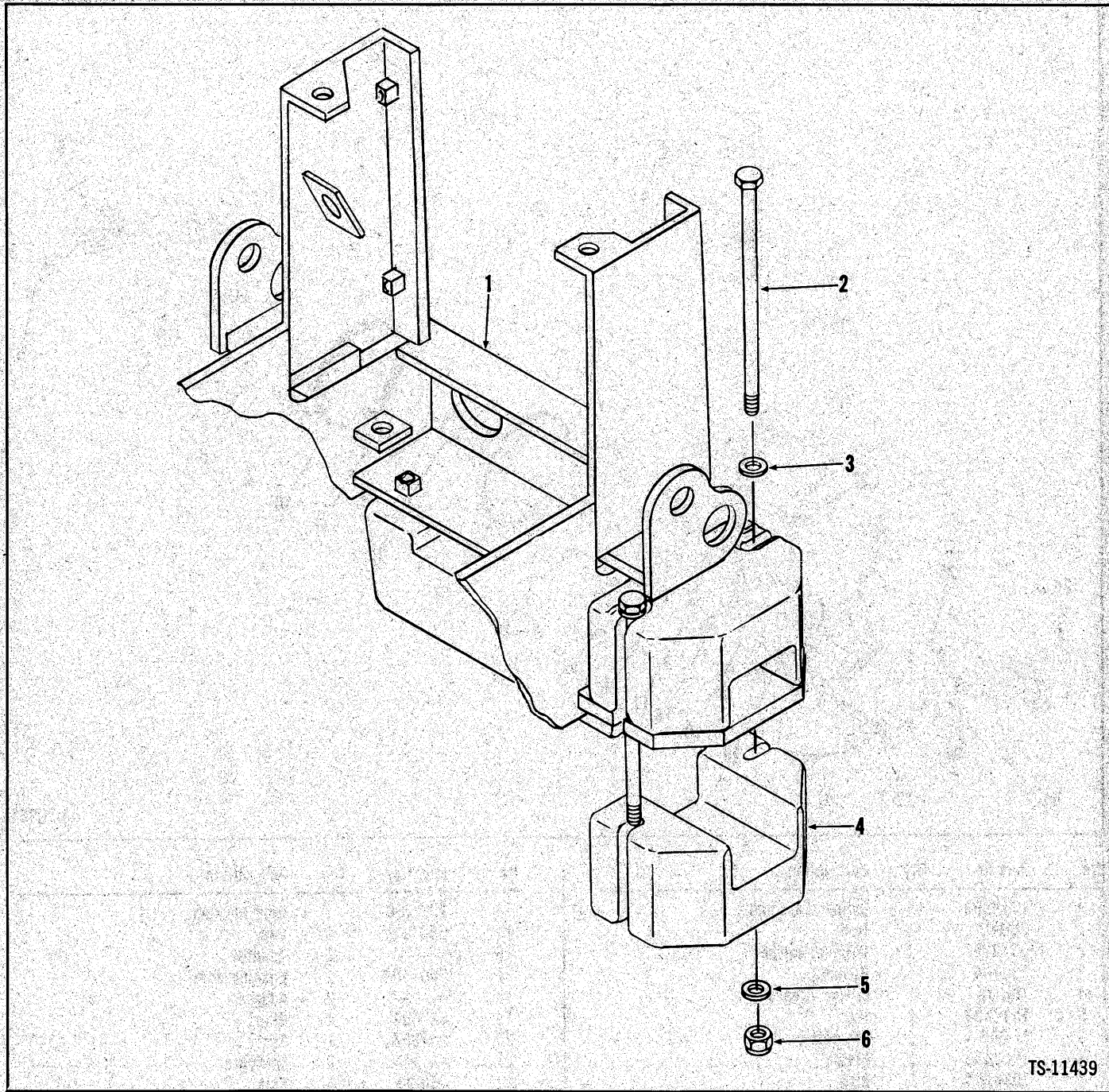
No.	Part No.	Qty.	Description
8	24C-12136	2	Bolt
9	25E-27	2	Washer
10	3981138	1	Counterweight
11	2510850	2	Plate
12	25E-27	2	Washer
13	68D-12	2	Nut

990 lbs. (450 kg) Inc. 2 → 13

*See PM 2987

‡230 lbs. each (105 kg)

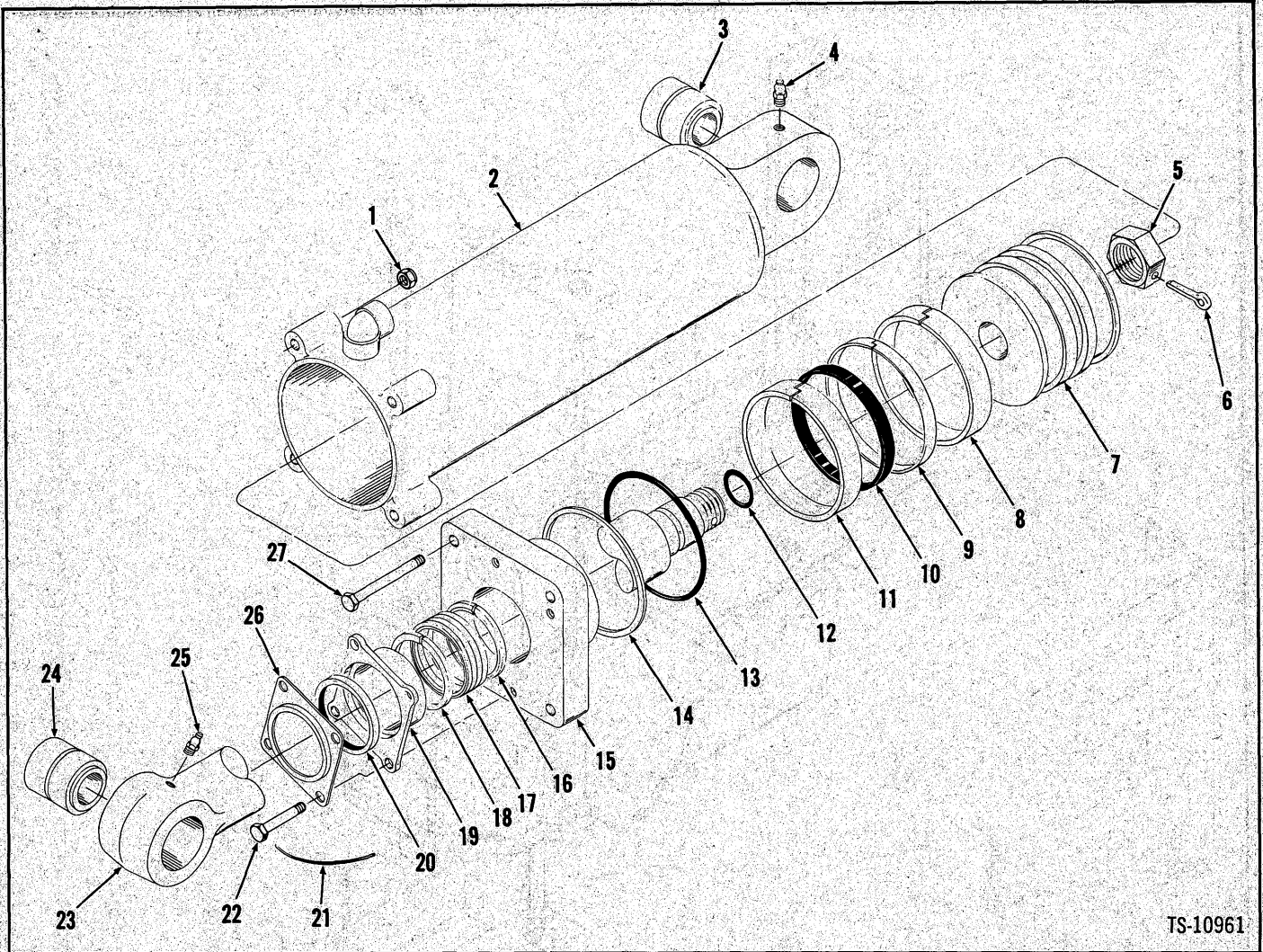
‡440 lbs. (200 kg)



TS-11439

No.	Part No.	Qty.	Description
1	2-----	—	Frame
2	643675	4	Bolt
3	25E-28	4	Washer
4	³ 42501156	2	Counterweight
5	25E-28	4	Washer
6	18D-12	4	Nut

460 lbs. (210 kg)
²See PM 2987
³230 lbs. each (105 kg)
⁴In lieu of Hydro-inflation



TS-10961

No.	Part No.	Qty.	Description
A	² 1539308	2	Cylinder assembly
1	68D-07	4	Nut
2	537205	1	Cylinder bucket
3	538604	1	Bushing
4	10H-35	1	Fitting grease
5	1514638	1	Nut
6	1F-640	1	Pin cotter
7	1503639	1	Piston
8	1530264	1	Ring
9	1503631	1	Ring
10	1503629	1	Ring
11	1530264	1	Ring
12	25K-40104	1	O-ring
13	25K-40303	1	O-ring

No.	Part No.	Qty.	Description
14	73K-236	1	Ring back-up
15	945112	1	Cap
16	⁵ _____	2	Adapter
17	⁷ 2501106	1	Packing assy
18	⁵ _____	2	Adapter
19	526451	1	Gland
20	941568	1	Seal
21	⁸ _____	2	Lockwire
22	4C-620	4	Bolt
23	⁹ 1539307	1	Rod
24	538604	1	Bushing
25	10H-35	1	Fitting grease
26	512797	1	Retainer
27	24C-752	4	Bolt

²Inc. 1 → 3, 5 → 24, 26, 27

³Quantities listed are for one (1). This machine uses two (2).

⁴Inc. 3

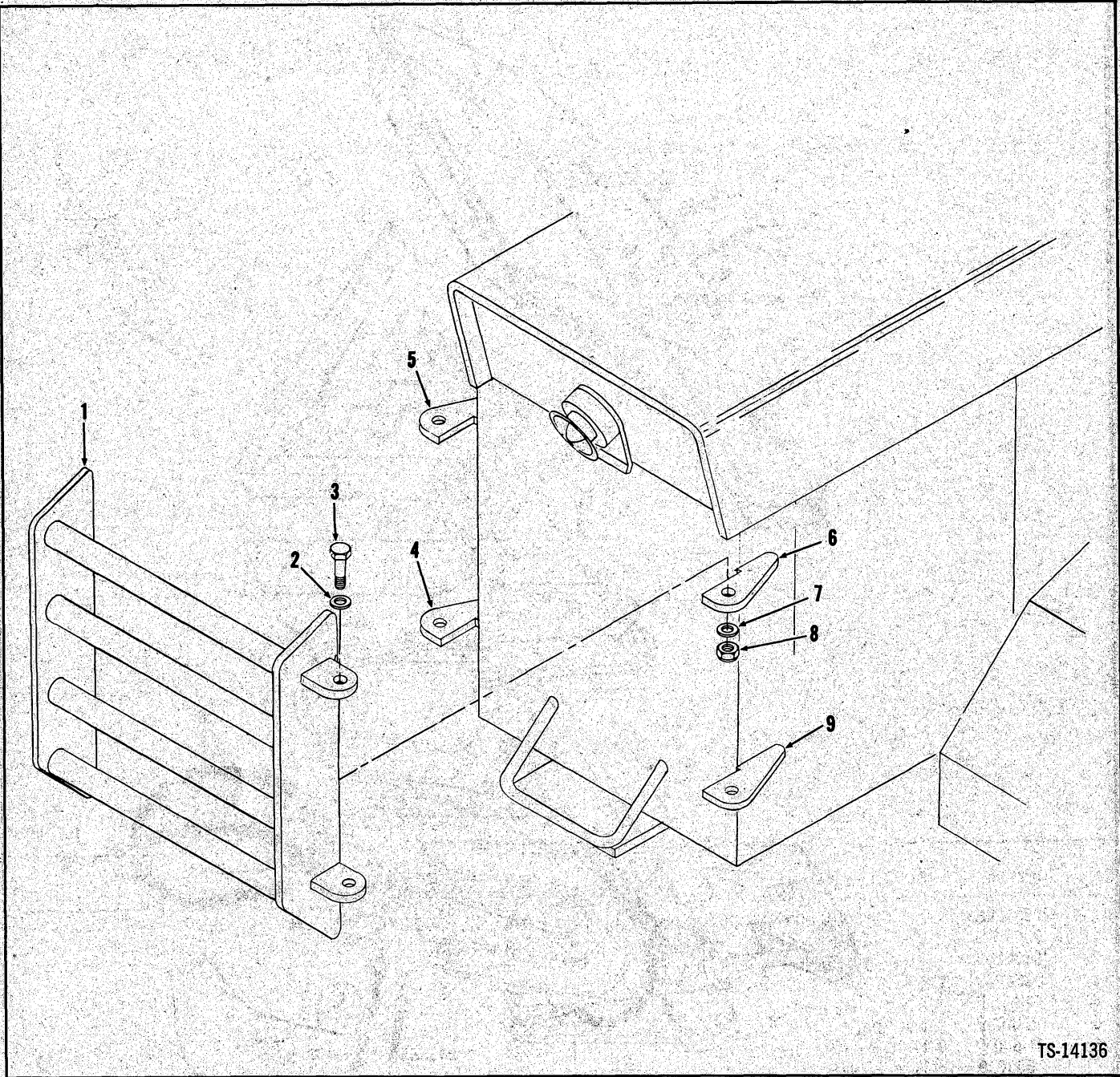
⁵Inc. 13, 14

⁶See 17

⁷Inc. 16, 18

⁸16 gauge x 20 in. (508 mm) long

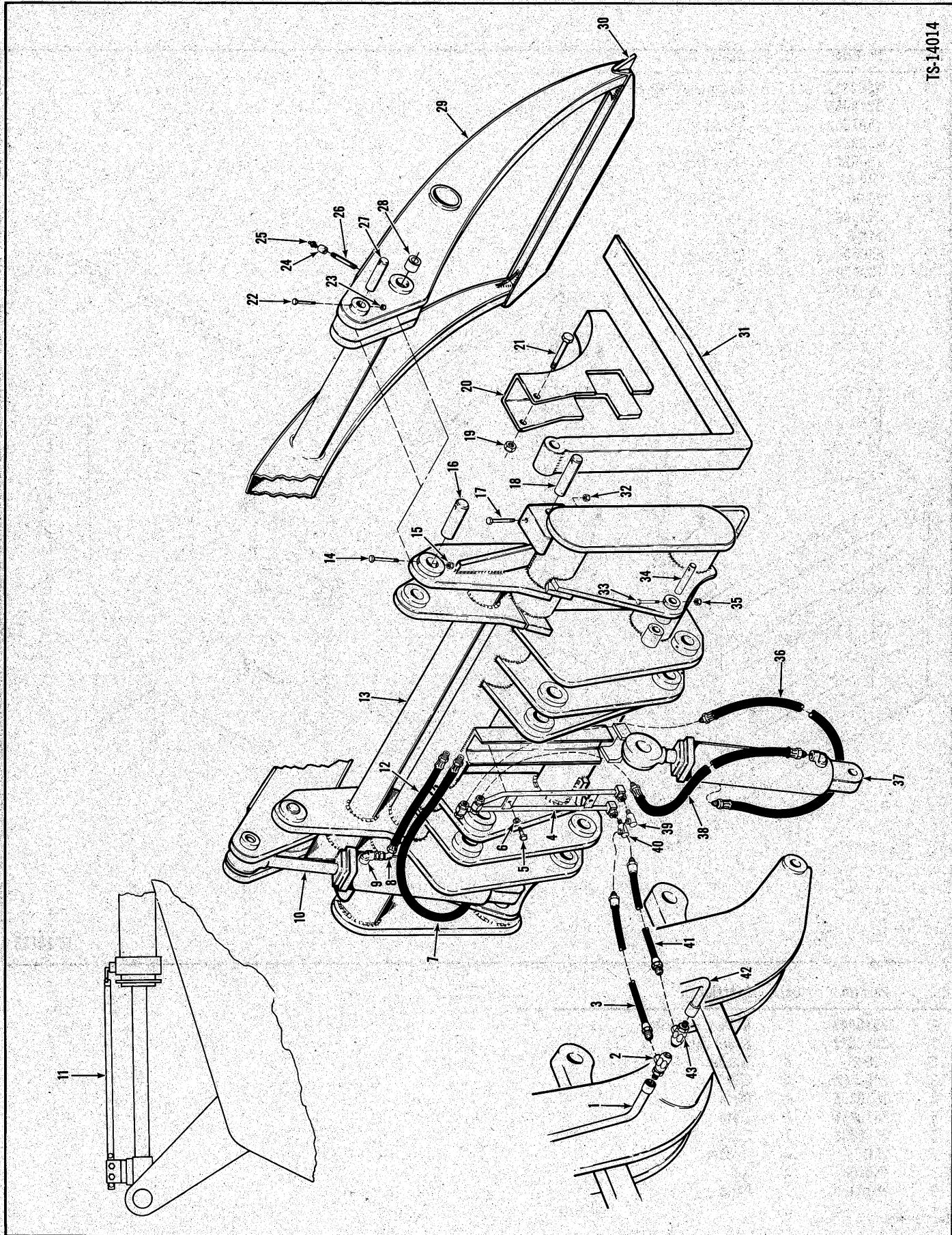
⁹Inc. 24



TS-14136

No.	Part No.	Qty.	Description
A	2510441	1	Grille guard kit
1	2510337	1	Guard assy
2	25E-27	4	Washer
3	24C-1236	4	Bolt
4	2510335	1	Plate
5	2510335	1	Plate
6	2510335	1	Plate
7	25E-27	4	Washer
8	18D-12	4	Nut
9	2510335	1	Plate

Inc. 1 → 9



TS-14014

Log Grapple Attachment

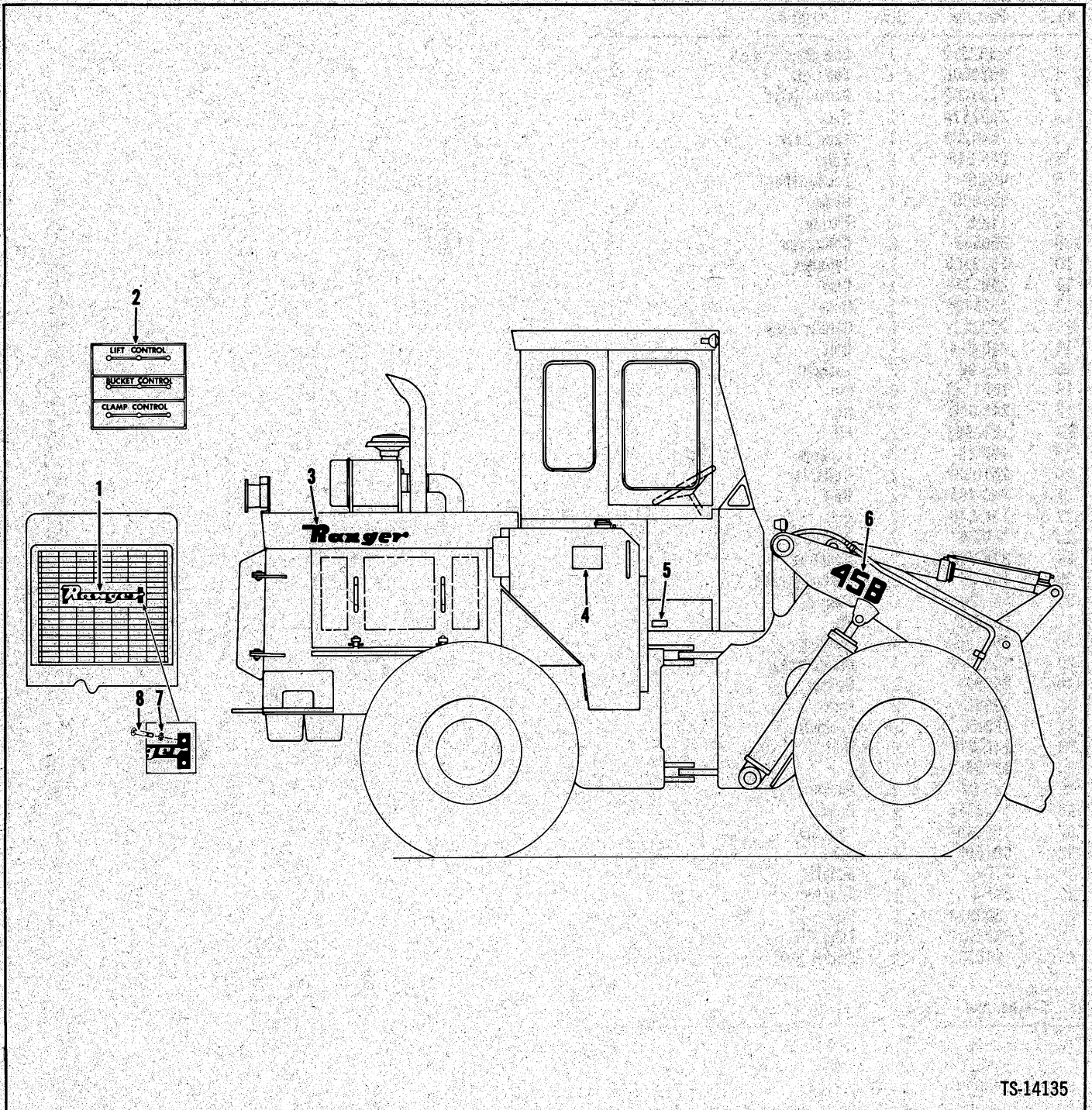
MICHIGAN

No.	Part No.	Qty.	Description
A	2502312	1	Log grapple assy
1	3978066	1	Tube LH
2	1509752	1	Swivel joint
3	2503874	1	Hose
4	1545223	1	Tube assy
5	24C-616	2	Bolt
6	4E-06	2	Lockwasher
7	591896	1	Hose
8	11K-6	2	Fitting
9	656598	2	Connector
10	1539308	1	Cylinder
11	2503738	1	Cam
12	1526135	1	Hose
13	2502231	1	Carrier assy
14	24C-668	2	Bolt
15	18D-06	2	Locknut
16	1523146	2	Pin
17	24C-696	2	Bolt
18	1512883	2	Pin
19	18D-10	2	Locknut
20	2510387	2	Deflector
21	24C-10128	2	Bolt
22	24C-648	2	Bolt
23	18D-06	2	Locknut
24	37K-302	2	Coupling
25	10H-25	2	Fitting grease
26	5K-126	2	Nipple
27	588823	2	Pin
28	1521804	4	Bushing
29	1523136	1	Clamp assy
30	657871	2	Gusset
31	538401	2	Fork
32	18D-06	2	Locknut
33	24C-648	2	Bolt
34	1512883	2	Pin
35	18D-06	2	Locknut
36	1526135	1	Hose
37	1539308	1	Cylinder
38	591896	1	Hose
39	31F-4	1	Adapter
40	31F-4	1	Adapter
41	2503874	1	Hose
42	3978047	1	Tube RH
43	1509752	1	Swivel joint

¹See Index

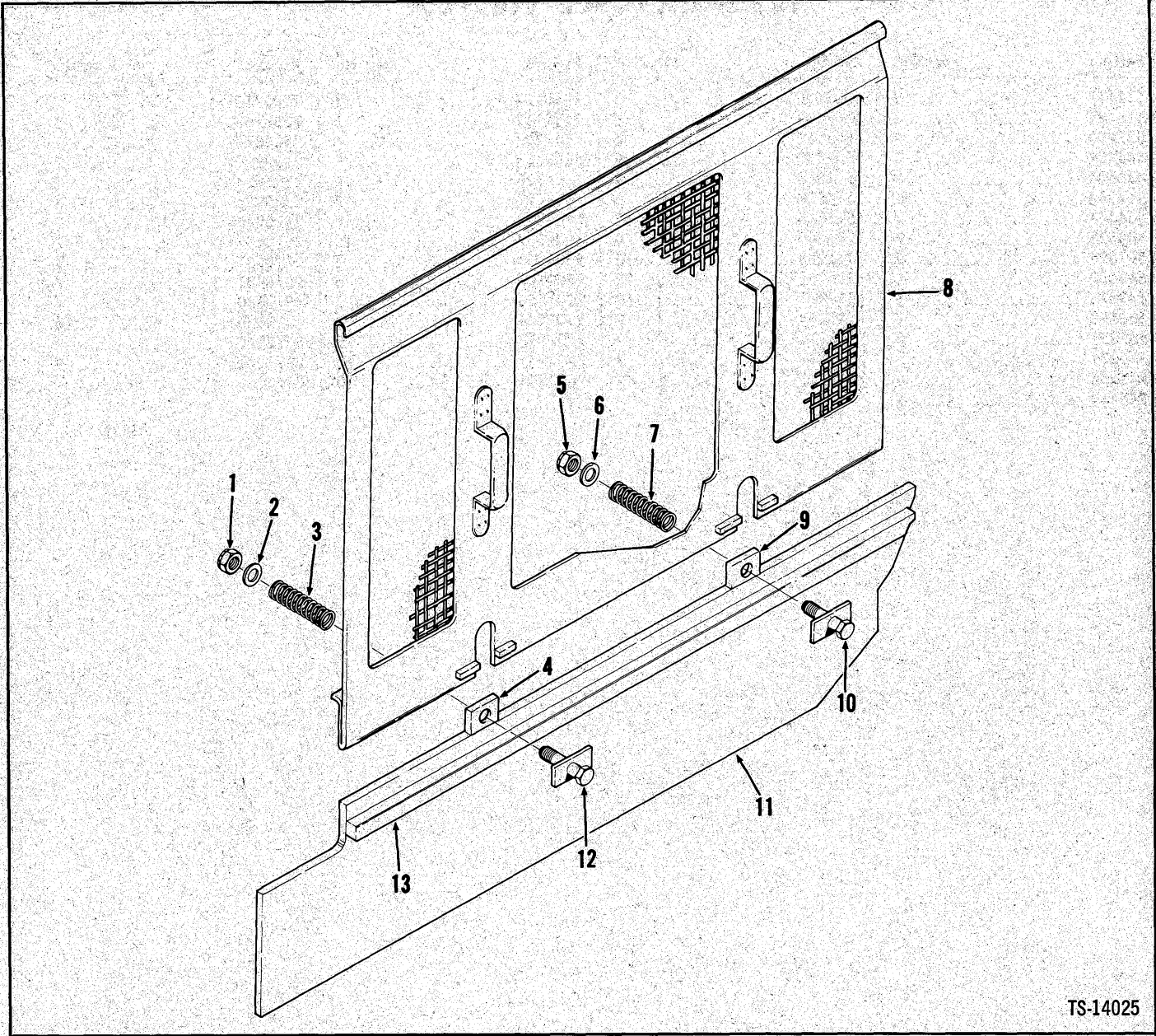
³Inc. 2 → 41, 43

⁴Inc. 28



TS-14135

No.	Part No.	Qty.	Description
1	1515944	1	Nameplate
2	1516268	1	Decal valve levers
3	1909493	2	Decal ranger
4	1909532	2	Decal Clark Equipment
5	1516973	1	Plate
6	2502971	2	Decal model
7	20E-04	4	Lockwasher
8	7G-418	4	Screw



TS-14025

No.	Part No.	Qty.	Description
1	18D-06	2	Nut
2	25E-18	2	Washer
3	564584	2	Spring
4	2503303	2	Flat
5	18D-06	2	Nut
6	25E-18	2	Washer
7	564584	2	Spring
8	2510875	2	Side panel
9	2503303	2	Flat
10	1518093	2	Catch assy
11	2	—	Frame
12	1518093	2	Catch assy
13	1518091	2	Flat

²See PM 2987



NUMERICAL INDEX

Part No.	Page No.	Part No.	Page No.	Part No.	Page No.	Part No.	Page No.
512797	6	1503629	6	1530264	6	2503738	9
526451	6	1503631	6	1532712	3	2503763	3
537205	6	1503639	6	1539307	6	2503874	9
538401	9	1509752	9	1539308	6, 9	2503929	3
538604	6	1512883	9	1545223	9	2503934	3
564584	10	1514638	6	1656823	3	2503936	3
566068	3	1515944	10	1909493	10	2510335	7
588823	9	1516268	10	1909532	10	2510337	7
591896	9	1516973	10	2501057	4	2510387	9
642064	3	1518091	10	2501106	6	2510441	7
643675	5	1518093	10	2501156	4, 5	2510850	4
656598	9	1521804	9	2502231	9	2510875	10
657871	9	1523136	9	2502312	9	3978047	9
730231	3	1523146	9	2502971	10	3978066	9
941568	6	1526135	9	2503303	10	3981138	4
945112	6						