

63/6697339

MICHIGAN

PARTS MANUAL

No. 3016

MODEL 45B

Articulated

TRACTOR SHOVEL

Information contained herein pertains to
Machine Serial Numbers listed below:

PERKINS 4189C101 JAC & After

Record Your Machine
Serial Number Here

CLARK EQUIPMENT COMPANY

WARRANTY

Clark Equipment Company (CLARK) has warranted to the Distributor (Seller) who, pursuant to agreement with CLARK, hereby, on its own behalf, warrants to the Buyer each new CLARK product to be free from defects in material and workmanship under normal use and maintenance as herein provided.

Distributor's sole obligation under this warranty shall be limited to repairing, replacing or allowing credit for, at Distributor's option, any part which under normal and proper use and maintenance proves defective in material or workmanship within six (6) months after delivery to or one thousand (1,000) hours of use by Buyer, whichever shall occur first; provided, however, that (i) the product is placed in use not later than one year after shipment from CLARK'S plant; (ii) that notice of any such defect and satisfactory proof thereof is promptly given by Buyer to Distributor, and (iii) such material shall have been returned to Distributor, with transportation charges prepaid and found by Distributor to have been defective.

This warranty does not apply in respect of damage to or defects in any product caused by overloading or other misuse, neglect or accident, nor does this warranty apply to any product which has been repaired or altered in any way which, in the sole judgment of Distributor, affects the performance, stability or general purpose for which it was manufactured.

THIS WARRANTY IS IN LIEU OF ALL OTHER WARRANTIES (EXCEPT OF TITLE), EXPRESSED OR IMPLIED, AND THERE ARE NO WARRANTIES OF MERCHANTABILITY OR OF FITNESS FOR A PARTICULAR PURPOSE. IN NO EVENT SHALL DISTRIBUTOR BE LIABLE FOR CONSEQUENTIAL OR SPECIAL DAMAGES.

This warranty does not apply to parts or trade accessories not manufactured by CLARK, or attachments not manufactured or sold by CLARK. Buyer shall rely solely on the existing warranties, if any, of the respective manufacturers thereof.

IMPROVEMENTS

It is CLARK'S policy to constantly strive to improve its products. The right therefore is reserved to make changes in design and improvements whenever it is believed the efficiency of the product will be improved thereby, but without incurring any obligation to incorporate such improvements in any product which has been shipped or is in service.

Revised May 1, 1966

Information contained herein pertains to Machines: 45B Perkins 4189C101 JAC & After

RECORD YOUR MACHINE SERIAL NO. _____

(

(

(

(

(

(

(

WHEN ORDERING REPAIR PARTS To assure the best results and to maintain the original quality built into the machine it is important that only Clark-Approved Parts be used when new parts are required.

IMPORTANT: Always furnish the distributor with the machine serial number when ordering parts. Order through your nearest Clark Distributor for THE MICHIGAN LINE.

Always give serial number of machine.

Furnish: Quantity, Part Number and Description.

WHEN PARTS ARE RECEIVED Check immediately for quantity, correctness and condition.

Claims for damages, during shipment, should be made to the carrier immediately.

PARTS MANUAL ARRANGEMENT The various parts groups involved in this equipment are arranged in this manual in alphabetical order. Each alphabetical parts group is page numbered separately with the page numbers prefixed by the alphabetical letter designated for that group, i.e., A1, A2, B1, B2, etc. Following the alphabetical and page number designation, and separated therefrom by a hyphen (-), is the page version number, i.e., A1-1, A1-2, etc. This designation indicates the revision numbers assigned to incorporate design changes in the equipment covered by that page.

Parts Groups "A" thru "Y" include all items furnished as standard equipment at date of this publication. All optional and accessory items are listed under Group Z in the rear of this manual.

ABBREVIATIONS

adjusting	adj	engine	eng	pressure	press
assembly	assy	emergency	emgcy	protective structure	prot strctr
bearing	brg	hydraulic	hyd	radiator	rad
brake	brk	includes	inc.	receptacle	recept
carrier	crr	inlet	in	retainer	ret
cluster	clsr	instrument	inst	right hand	R.H.
connecting	connctg	left hand	L.H.	ring	rg
converter	conv	mounting	mtg	section	sectn
cylinder	cyl	outlet	out	steering	strg
differential	diff	planetary	planet	temperature	temp
		power	pwr	windshield	wndsh

SYMBOLS

†NOT ILLUSTRATED
 §NOT SOLD SEPARATELY
 ‡AS REQUIRED
 →thru
 & →and after

ALPHABETICAL INDEX

A		Bearing Assembly, Mid-Mount	M2
Accelerator Pedal	E17, E18	Belt Assembly, Seat	S3
Air Cleaner Assembly	E11, E13	Boom Assembly	B5
Air Compressor	E10	Boom Cylinder Assembly	C5
Air Conditioner Assembly	Z3	Boom, Bellcrank, Pushrod & Bucket Leveler ...	B5
Air Conditioner Installation	Z5	Brake Air Lines, Front & Rear	B7, B9
Air Tank	B7, B9	Brake Assembly, Parking	B10
Alcohol Injector	Z6	Brake Compensate Cylinder	B11
Axle Assembly, Front	A3	Brake Controls	B12
Axle Assembly, Rear	A5	Brake Controls, Parking	B13
Axle Cradle Assembly	F3	Brake Disc	A3, A5, B13
Axle Differential Carrier Assembly, Front	A7	Brake Hand Valve	B7
Axle Differential Carrier Assembly, Rear	A9	Brake Head Assembly	B14, B15, B16
Axle Planet Carrier Assembly, Front & Rear ..	A10	Brake Pedal	B12
		Brake Power Cluster Assembly	B17
B		Brake Valve	V2
Back-up Light	E5	Brake Light	E5
Back-up Alarm Kit	Z7	Bucket Assembly Data	B18
Battery	B3	Bucket Attachment, Drott (4 in 1)	Z9
Battery & Battery Mount	B3		

ALPHABETICAL INDEX

Bucket Carrier & Cylinder
 Assembly – Side Dump Z10
 Bucket Cylinder Assembly C6
 Bucket Teeth Z11
 Buzzer, Warning E3

C

Cab Assembly Z13, Z15
 Cab Lights Z16
 Cab Soundproofing Z17
 Cab Wiring Z18
 Clips – Wiring, Pipe & Hose C2
 Clutch Assembly T12, T13, T14
 Cockpit Assembly C3
 Cockpit Sound Proofing C4
 Compressor, Air E10
 Converter Assembly T5
 Converter Charging Pump T7
 Converter Impeller T5
 Converter Pressure Regulating
 Valve Assembly T7
 Counterweight F3, Z19
 Cradle Assembly, Axle F3
 Cushion, Seat S3
 Cylinder Assembly, Boom C5
 Cylinder Assembly, Bucket C6
 Cylinder Assembly, Drott (4 in 1) Bucket Z20
 Cylinder Assembly, Side Dump Bucket Z21
 Cylinder Assembly, Steering C7

D

Decals N2
 Defroster Fan Assembly Z22
 Differential Assembly A7, A9
 Dipstick, Fuel Tank F4, F5
 Dipstick, Transmission H8
 Disc, Brake A3, A5, B13

E

Electrical Lights & Instrument Panel E3
 Electrical System E5
 Electrical Wiring & Battery Cables E7
 Electrical Wiring Color Code E9
 Engine & Transmission Mountings E15
 Engine Accessories E10
 Engine Air Cleaner & Connections E11, E13
 Engine Belts E10
 Engine Controls E17, E18
 Engine Exhaust System E19, E20
 Engine Fuel Filter Element E10
 Engine Harness E7
 Engine Oil Filter Element E10
 Engine Oil Pressure Switch E5

Engine Temperature Switch E5
 Exhaust System E19, E20

F

Filter Element E10
 Filter Return E10, H3
 Filter Service Indicator E11, E13
 Frame Front & Rear F3
 Fuel Tank & Lines F4, F5
 Fuel Tank Dipstick F4, F5

G

Generator E10
 Grease Piping G2
 Grille, Radiator S5

H

Hand Valve, Brake B7
 Harness, Engine E7
 Harness, Headlight E7
 Harness, Instrument Panel E3, E7
 Harness, Main Wiring E7
 Head Assembly Brake B14, B15, B16
 Headlight Assembly E5
 Headlight Harness E7
 Heater Assembly Z23, Z25
 Heater Kit Z26
 Heater Piping Z27
 Hood S5
 Hood Side Panels S5
 Horn E5
 Hourmeter E5, S5
 Hydraulic Oil Filter, Transmission
 & Converter Element T7
 Hydraulic Oil Reservoir H3
 Hydraulic System, Main H5
 Hydraulic System, Side Dump Bucket Z28
 Hydraulic System, Steering H7
 Hydraulic System, Transmission &
 Torque Converter H8

I

Ignition Switch E3
 Impeller, Converter T5
 Indicator, Filter Service E11, E13
 Instrument Panel E3
 Instrument Panel Harness E3, E7
 Insulated Clip C2

K

Keeper, Latch S5

ALPHABETICAL INDEX

L

Latch Keeper	S5
Lifting Lugs Kit	Z29
Light Switch	E3
Light Back-up	E5
Light, Brake	E5
Light, Stop & Tail	E5

M

Main Pump	P4
Main Valve Assembly	V5
Main Wiring Harness	E7
Mid-Mount Bearing Assembly	M2
Mirror Kit	Z31
Modulated Valve, Transmission	T17
Muffler	E19, E20

N

Name Plates & Decals	N2
Neutral Start Switch	E5, T15

O

Oil Pressure Sender, Engine	E5
-----------------------------------	----

P

Pedal, Accelerator	E17, E18
Pedal, Brake	B12
Piping, Installation & Parts (Three Spool)	Z33
Planet Carrier Assy Axle	A10
Plate, Brake Adapter	A3, A5
Pressure Switch	B7, B9, E5
Pressure, Filter, Hydraulic Oil Reservoir	E10, H3
Propeller Shaft	P2, P3
Protective Structure, Roll-Over	Z35
Pump Assembly, Main	P4
Pump Attaching Parts	P6
Pump, Converter Charging	T7
Pump, Steering	P5
Pushrod Assembly	B5

Q

Quick Release Valve	B7, B9
---------------------------	--------

R

Radiator Assembly	R2, R3
Radiator Connections	R4, R5
Radiator Grille	S5
Relief Valve Assembly, Side Dump Bucket	Z34
Roll-Over Protective Structure (ROPS)	Z35
Rotating Beacon Light	Z36

S

Safety Valve	B7
--------------------	----

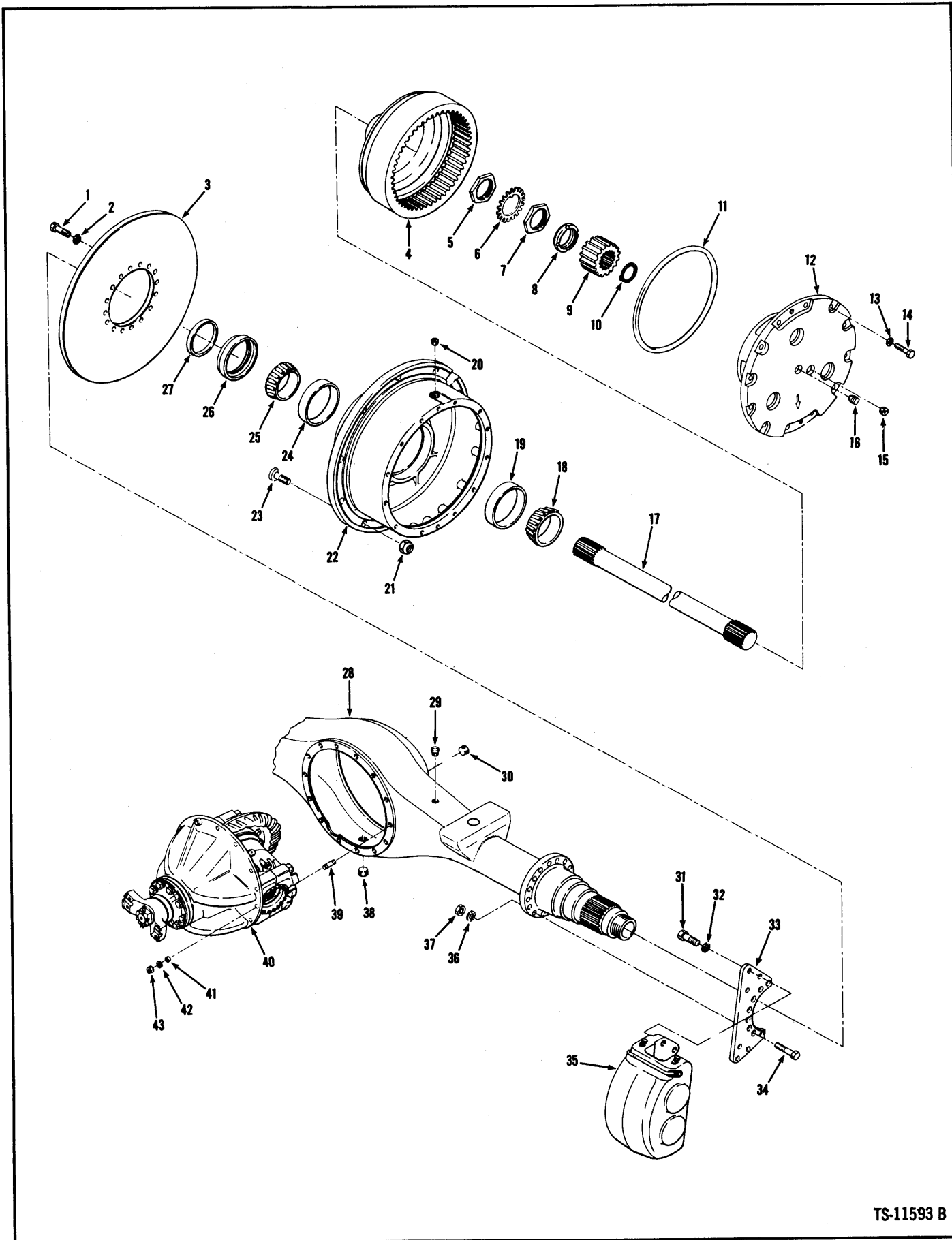
Seat Belt Assembly	S3
Seat, Seat Belt & Support Parts	S3
Service Indicator, Filter	E11, E13
Shaft, Propeller	P2, P3
Sheet Metal Group	S5
Side Panels	S5
Soundproofing Cab	Z17
Soundproofing Cockpit	C4
Starter	E10
Starter Switch	E3
Steering Column	S6
Steering Controls	S6
Steering Cylinder Assembly	C7
Steering Pump	P5
Steering Wheel	S6
Stop & Tail Light	E5
Stop-Light Switch	B7, E5
Switch, Ignition	E3
Switch, Light	E3
Switch, Starter	E3
Switch, Limit	E5
Switch, Neutral Start	E5, T15
Switch, Pressure	E5
Switch, Stop Light	B7, E5

T

Tailpipe	E19, E20
Tank, Air	B7, B9
Tank, Fuel	F4, F5
Transmission	T3
Transmission Clutch Group – First & Second	T12
Transmission Clutch Group – Low	T13
Transmission Clutch Group – Reverse & Third	T14
Transmission Control Levers & Linkage	T19
Transmission Control Valve	T15
Transmission Converter Pressure Regulating Valve, Charging Pump & Oil Filter Assembly	T7
Transmission Gear & Shaft Group	T9, T11
Transmission, Dipstick	H8
Transmission Modulated Valve	T17
Turn Signal Installation	Z37

V

Valve Assembly, Converter Pressure Regulating	T7
Valve Assembly Flow Divider	V3
Valve Assembly, Main (Two Spool)	V5
Valve Assembly, Main (Three Spool)	Z41
Valve Assembly, Steering	V6
Valve Control Levers & Linkage (Two Spool)	V5
Valve Control Levers & Linkage (Three Spool)	Z39
Valve, Air Brake	V2



TS-11593 B

Axle Assembly, Front

MICHIGAN

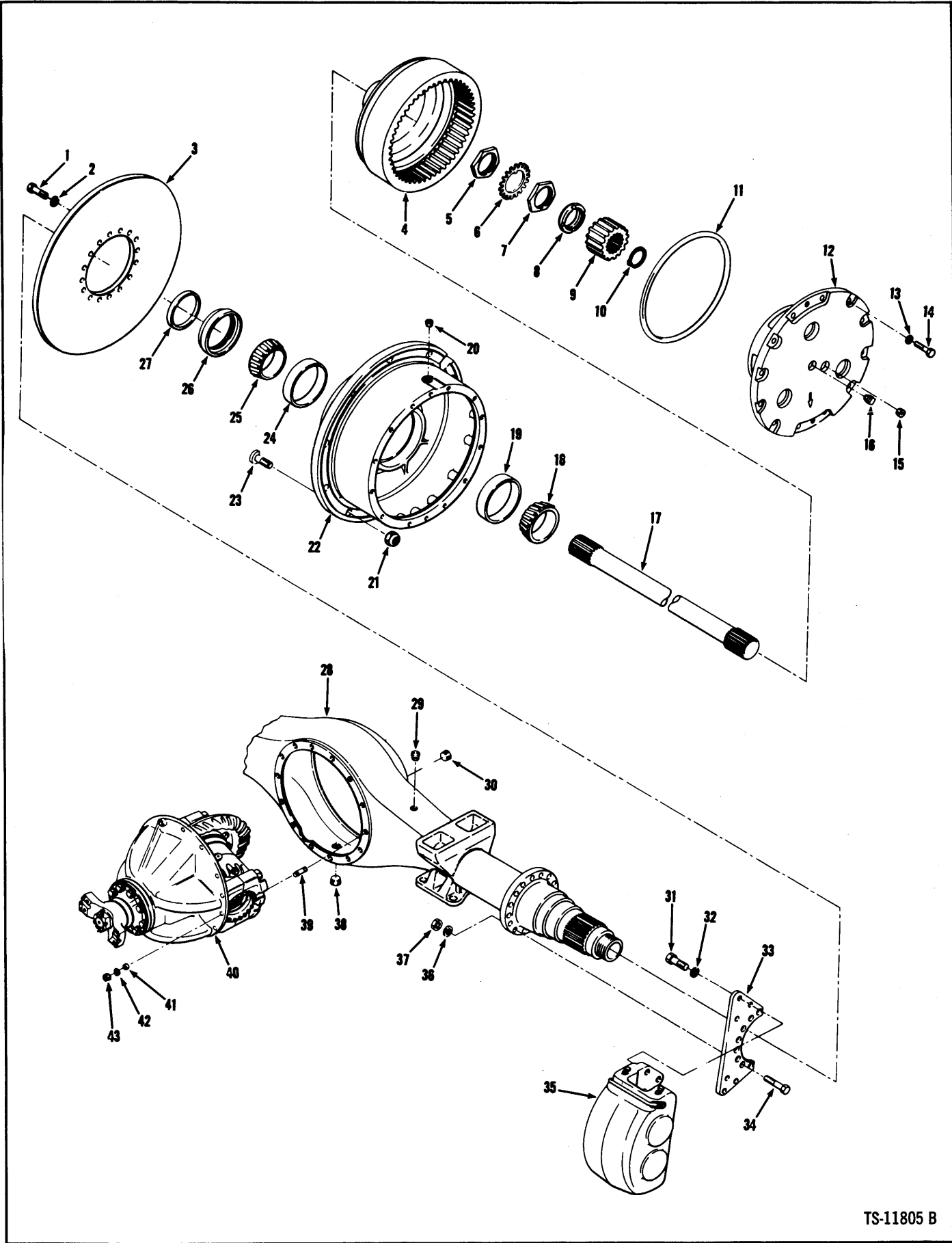
No.	Part No.	Qty.	Description
A	¹ 191640	1	Axle assy
1	124158	32	Bolt
2	104412	32	Washer
3	125435	2	Brake disc
4	123904	2	Gear
5	121013	2	Nut
6	121014	2	Lock
7	121013	2	Nut
8	121015	2	Sleeve
9	121804	2	Gear
10	224028	2	Ring
11	107348	2	O-ring
12	² 124571	2	Planet carrier assy
13	106762	24	Washer
14	100970	24	Bolt
15	10F-02	2	Pipe plug
16	16F-04	2	Pipe plug
17	124260	2	Axle shaft
18	675261	2	Cone roller brg
19	668553	2	Cup roller brg
20	119469	2	Pipe plug
21	103522	24	Nut
22	³ 121785	2	Hub assy
23	121808	24	Stud
24	672004	2	Cup roller brg
25	672005	2	Cone roller brg
26	⁴ 124325	2	Seal
27	-----	—	Omit
28	2105085	1	Housing axle
29	106656	1	Breather
30	16F-12	1	Pipe plug
31	17C-1232	12	Bolt
32	111656	12	Washer
33	122559	2	Brake adapter plate
34	18C-1036	16	Bolt
35	² -----	1	Brake head assy LH
35A	† ² -----	1	Brake head assy RH
36	104412	16	Washer
37	64D-10	16	Nut
38	119469	1	Pipe plug
39	119270	14	Stud
40	² 124884	1	Diff carrier assy
41	103216	3	Dowel
42	112278	14	Washer
43	64D-07	14	Nut

¹(D-17800) Inc. 1→20, 22→43

²See Index

³Inc. 19, 24

⁴Ref. S.G.-628



TS-11805 B

Axle Assembly, Rear



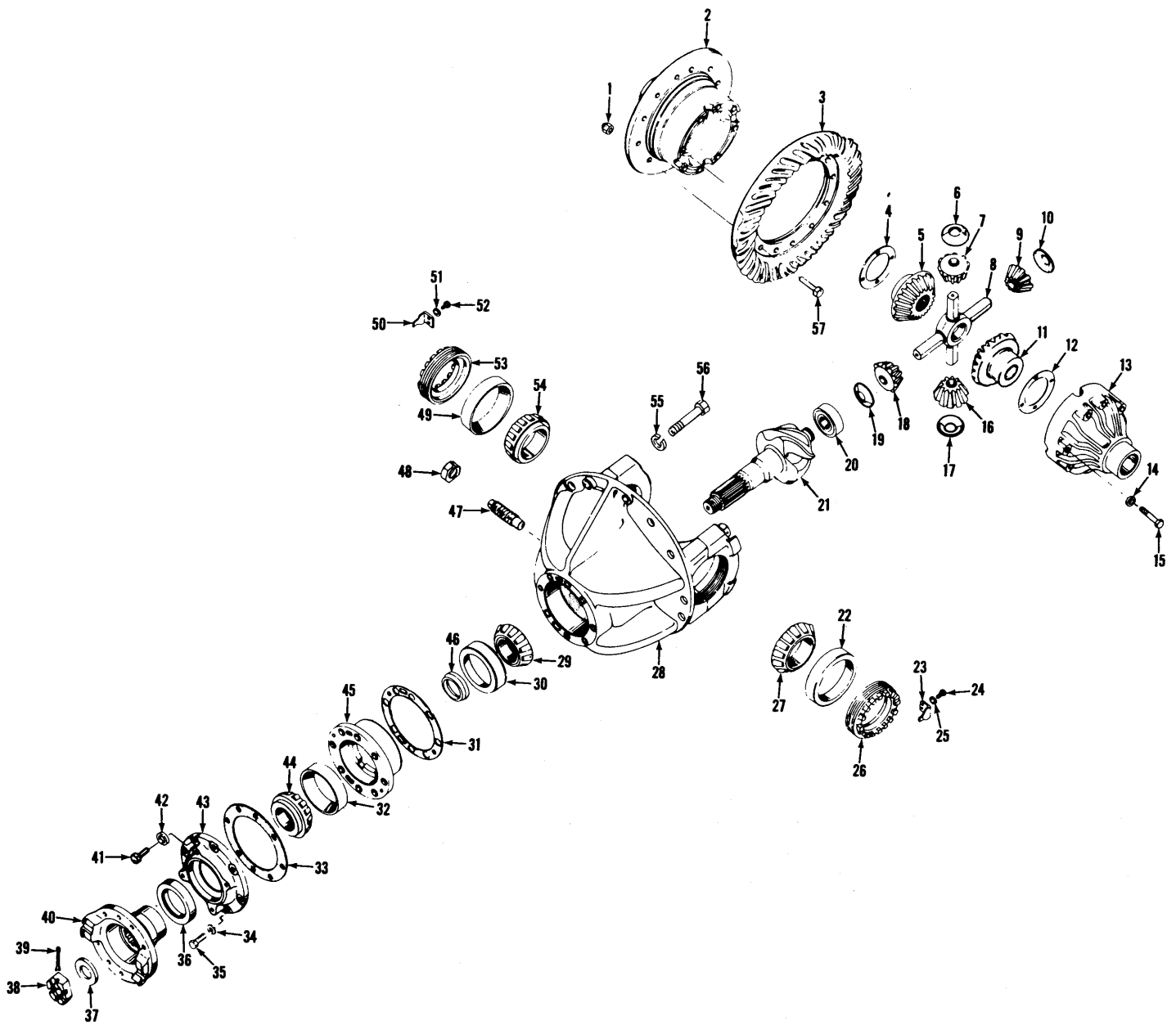
No.	Part No.	Qty.	Description
A	¹ 192406	1	Axle assy
1	124158	32	Bolt
2	104412	32	Washer
3	125435	2	Brake disc
4	123904	2	Gear
5	121013	2	Nut
6	121014	2	Lock
7	121013	2	Nut
8	121015	2	Sleeve
9	121804	2	Gear
10	224028	2	Ring
11	107348	2	O-Ring
12	² 124571	2	Planet carrier assy
13	106762	24	Washer
14	100970	24	Bolt
15	10F-02	2	Pipe plug
16	16F-04	2	Pipe plug
17	124260	2	Axle shaft
18	675261	2	Cone roller brg
19	668553	2	Cup roller brg
20	119469	2	Pipe plug
21	103522	24	Nut
22	³ 121785	2	Hub assy
23	121808	24	Stud
24	672004	2	Cup roller brg
25	672005	2	Cone roller brg
26	⁴ 124325	2	Seal
27	-----	-	Omit
28	2105120	1	Housing axle
29	106656	1	Breather
30	16F-12	1	Pipe plug
31	17C-1232	8	Bolt
32	111656	8	Washer
33	122559	2	Brake adapter plate
34	18C-1036	16	Bolt
35	² -----	2	Brake head assy
36	104412	16	Washer
37	64D-10	16	Nut
38	119469	1	Pipe plug
39	119270	14	Stud
40	² 124871	1	Diff carrier assy
41	103216	3	Dowel
42	112278	14	Washer
43	64D-07	14	Nut

¹(D-17800) Inc. 1→20, 22→43

²See Index

³Inc. 19, 24

⁴Ref. S.G.-628



Axle Differential Carrier Assembly, Front



No.	Part No.	Qty.	Description
A	² 124884	1	Differential assy
1	18D-08	12	Nut
2	§ ³ -----	1	Case
3	§ ⁴ -----	1	Gear
4	100173	1	Washer
5	100170	1	Gear
6	100172	1	Washer
7	§ ⁵ -----	1	Gear
8	100171	1	Spider
9	§ ⁵ -----	1	Gear
10	100172	1	Washer
11	100170	1	Gear
12	100173	1	Washer
13	§ ³ -----	1	Case
14	106762	12	Washer
15	17C-856	12	Bolt
16	§ ⁵ -----	1	Gear
17	100172	1	Washer
18	§ ⁵ -----	1	Gear
19	100172	1	Washer
20	675536	1	Bearing
21	§ ⁴ -----	1	Pinion
22	675249	1	Cup roller brg
23	126468	1	Lock
24	1C-614	1	Bolt
25	4E-06	1	Lockwasher
26	122765	1	Nut
27	675248	1	Cone roller brg
28	⁸ 815784	1	Carrier assy
29	667277	1	Cone roller brg
30	667278	1	Cup roller brg
31	‡ ⁷ 112354	—	Shim
31A	‡ ⁸ 125576	—	Shim

No.	Part No.	Qty.	Description
31B	‡ ⁹ 125577	—	Shim
32	675257	1	Cup roller brg
33	112353	1	Gasket
34	4E-08	1	Lockwasher
35	17C-828	1	Bolt
36	111720	1	Seal
37	119298	1	Washer
38	100950	1	Nut
39	1F-428	1	Pin cotter
40	106081	1	Flange
41	17C-928	5	Bolt
42	4E-09	5	Lockwasher
43	112352	1	Retainer
44	710288	1	Cone roller brg
45	¹⁰ 124041	1	Cage
46	124040	1	Spacer
47	123800	1	Screw
48	8D-14	1	Nut
49	675249	1	Cup roller brg
50	126468	1	Lock
51	4E-06	1	Lockwasher
52	1C-614	1	Bolt
53	122765	1	Nut
54	675248	1	Cone roller brg
55	26E-12	4	Lockwasher
56	123830	4	Bolt
57	100176	12	Bolt
58	‡ ¹¹ 124179	1	Differential assy
59	‡ ¹² 124444	1	Body assy
60	‡ ¹³ 118150	1	Gear set
61	‡ ¹⁴ 126894	1	Case kit
62	‡ ¹⁵ 815745	1	Pinion kit

²Inc. 1→57

³See 61

⁴See 60

⁵See 62

⁶Inc. 55, 56

⁷.004 (0,10 mm)

⁸.007 (0,18 mm)

⁹.010 (0,25 mm)

¹⁰Inc. 32

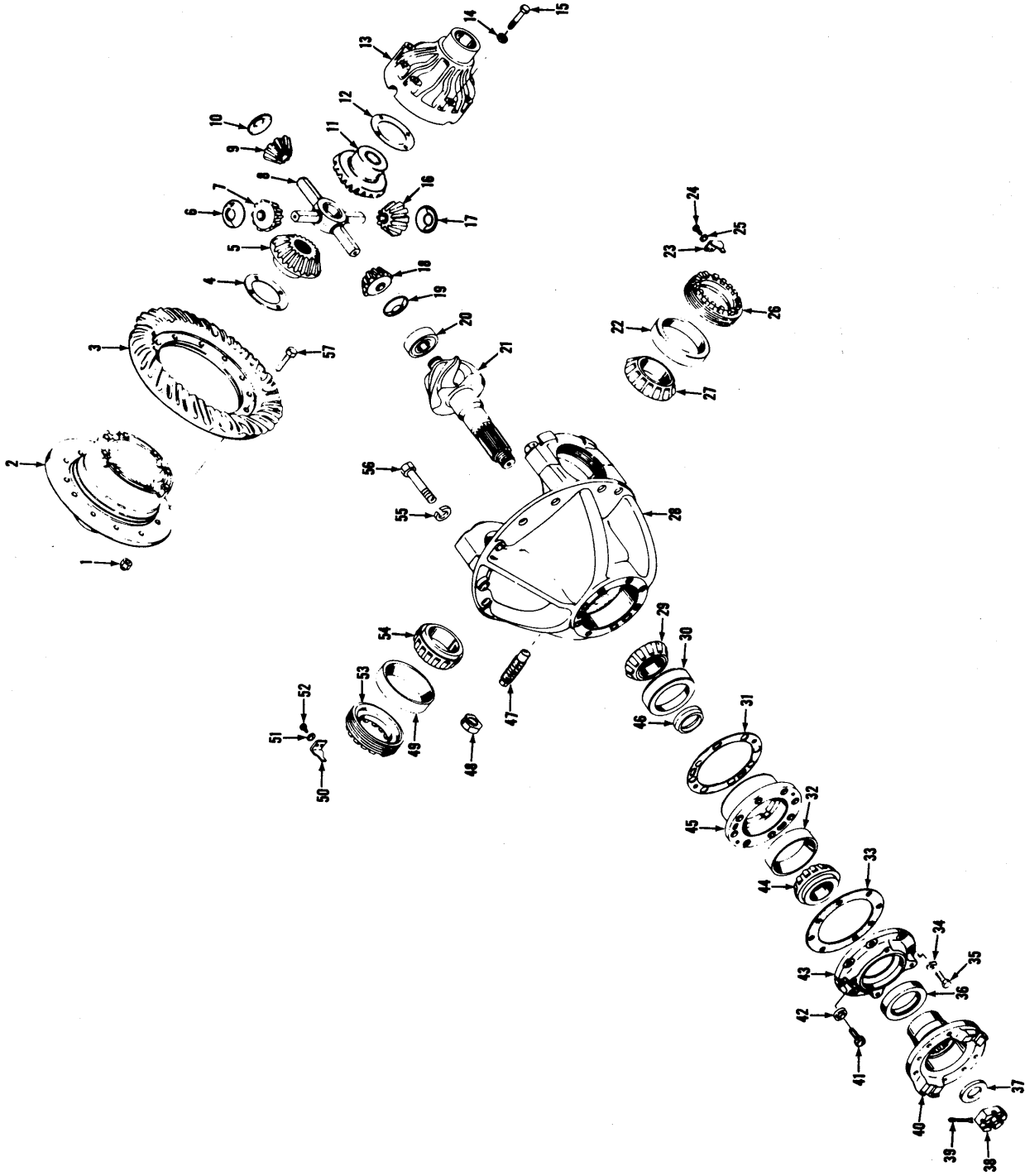
¹¹Inc. 1→19, 21, 57

¹²Inc. 2, 4→19

¹³Inc. 3, 21

¹⁴Inc. 2, 13→15

¹⁵Inc. 7, 9, 16, 18



Axle Differential Carrier Assembly, Rear

MICHIGAN

No.	Part No.	Qty.	Description
A	^{2,16} 124871	1	Differential assy
1	18D-08	12	Nut
2	§ ³ -----	1	Case
3	§ ⁴ -----	1	Gear
4	100173	1	Washer
5	100170	1	Gear
6	100172	1	Washer
7	§ ⁵ -----	1	Gear
8	100171	1	Spider
9	§ ⁵ -----	1	Gear
10	100172	1	Washer
11	100170	1	Gear
12	100173	1	Washer
13	§ ³ -----	1	Case
14	106762	12	Washer
15	17C-856	12	Bolt
16	§ ⁵ -----	1	Gear
17	100172	1	Washer
18	§ ⁵ -----	1	Gear
19	100172	1	Washer
20	675536	1	Bearing
21	§ ⁴ -----	1	Pinion
22	675249	1	Cup roller brg
23	126468	1	Lock
24	1C-614	1	Bolt
25	4E-06	1	Lockwasher
26	122765	1	Nut
27	675248	1	Cone roller brg
28	⁶ 815784	1	Carrier assy
29	667277	1	Cone roller brg
30	667278	1	Cup roller brg
31	† ⁷ 112354	—	Shim
31A	† ⁸ 125576	—	Shim

No.	Part No.	Qty.	Description
31B	†† ⁹ 125577	—	Shim
32	675257	1	Cup roller brg
33	112353	1	Gasket
34	4E-08	1	Lockwasher
35	17C-828	1	Bolt
36	111720	1	Seal
37	119298	1	Washer
38	100950	1	Nut
39	1F-428	1	Pin cotter
40	106081	1	Flange
41	17C-928	5	Bolt
42	4E-09	5	Lockwasher
43	112352	1	Retainer
44	710288	1	Cone roller brg
45	¹⁰ 124041	1	Cage
46	124040	1	Spacer
47	123800	1	Screw
48	8D-14	1	Nut
49	675249	1	Cup roller brg
50	126468	1	Lock
51	4E-06	1	Lockwasher
52	1C-614	1	Bolt
53	122765	1	Nut
54	675248	1	Cone roller brg
55	26E-12	4	Lockwasher
56	123830	4	Bolt
57	100176	12	Bolt
58	† ¹¹ 124870	1	Differential assy
59	† ¹² 124444	1	Body assy
60	† ¹³ 110127	1	Gear set
61	† ¹⁴ 126894	1	Case kit
62	† ¹⁵ 815745	1	Pinion kit

²Inc. 1→57

³See 61

⁴See 60

⁵See 62

⁶Inc. 55, 56

⁷.004 (0,10 mm)

⁸.007 (0,18 mm)

⁹.010 (0,25 mm)

¹⁰Inc. 32

¹¹Inc. 1→19, 21, 57

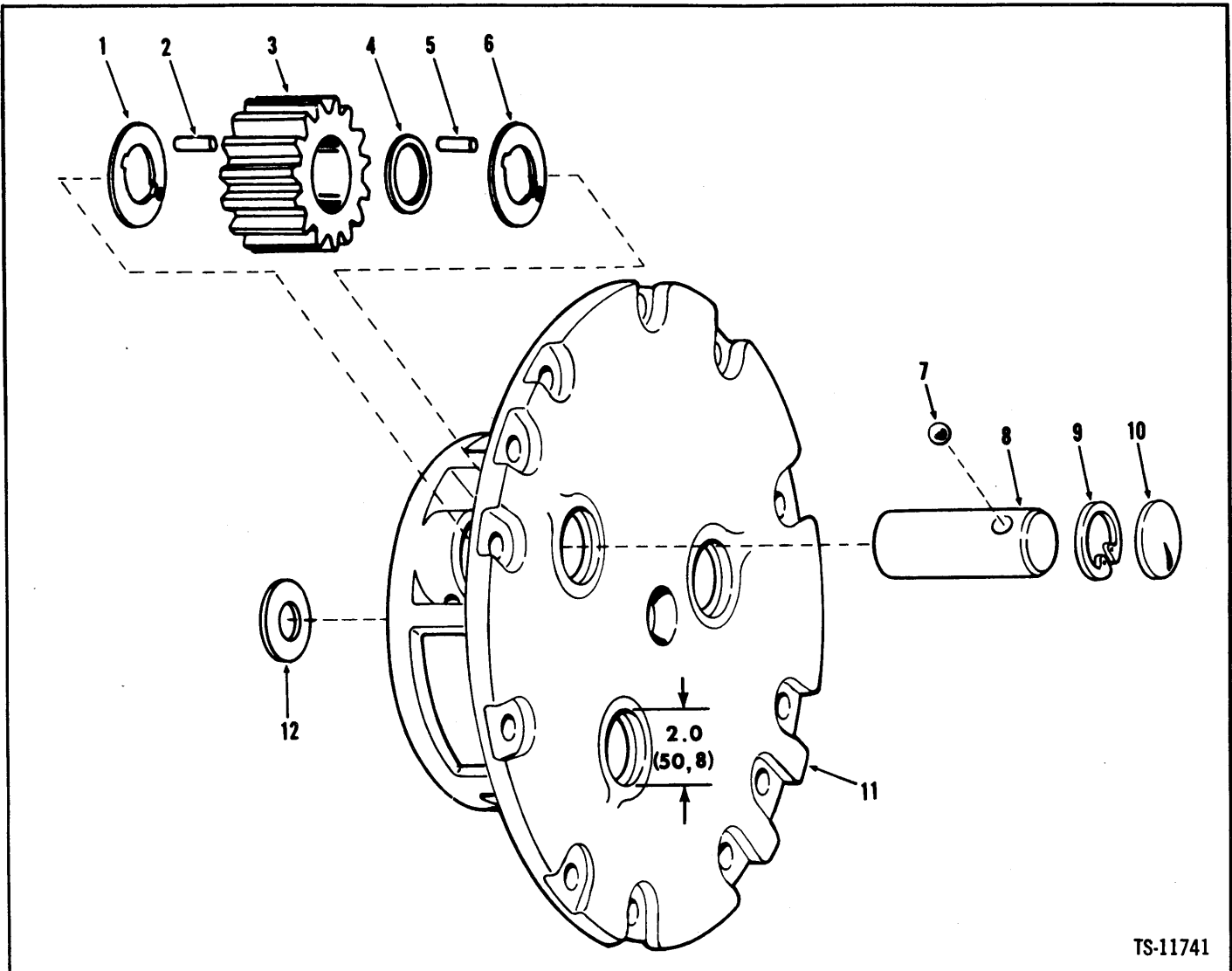
¹²Inc. 2, 4→19

¹³Inc. 3, 21

¹⁴Inc. 2, 13→15

¹⁵Inc. 7, 9, 16, 18

¹⁶For No-Spin Differential see SG-720.



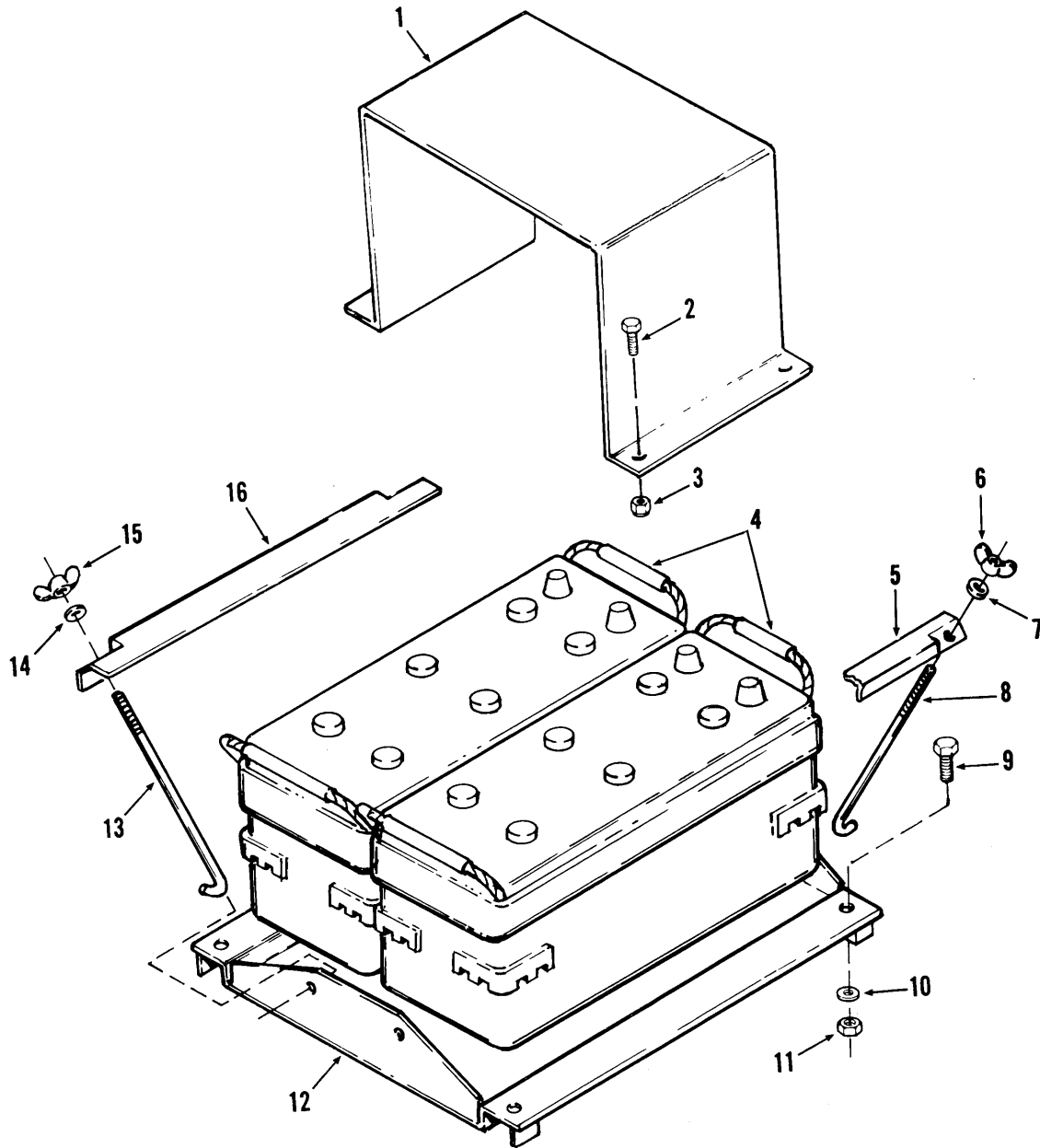
No.	Part No.	Qty.	Description
A	^{1,2} 124571	4	Carrier assy
1	124574	3	Washer
2	124576	87	Roller
3	124573	3	Gear
4	124577	3	Spacer
5	124576	87	Roller
6	124574	3	Washer
7	10J-12	3	Ball
8	124575	3	Gear shaft
9	672907	3	Ring snap
10	12F-200	3	Plug
11	124572	1	Carrier
12	121166	1	Washer

¹Inc. 1→12

²Four (4) carriers used on machine. Quantities listed are for one (1) carrier.

Battery & Battery Mount

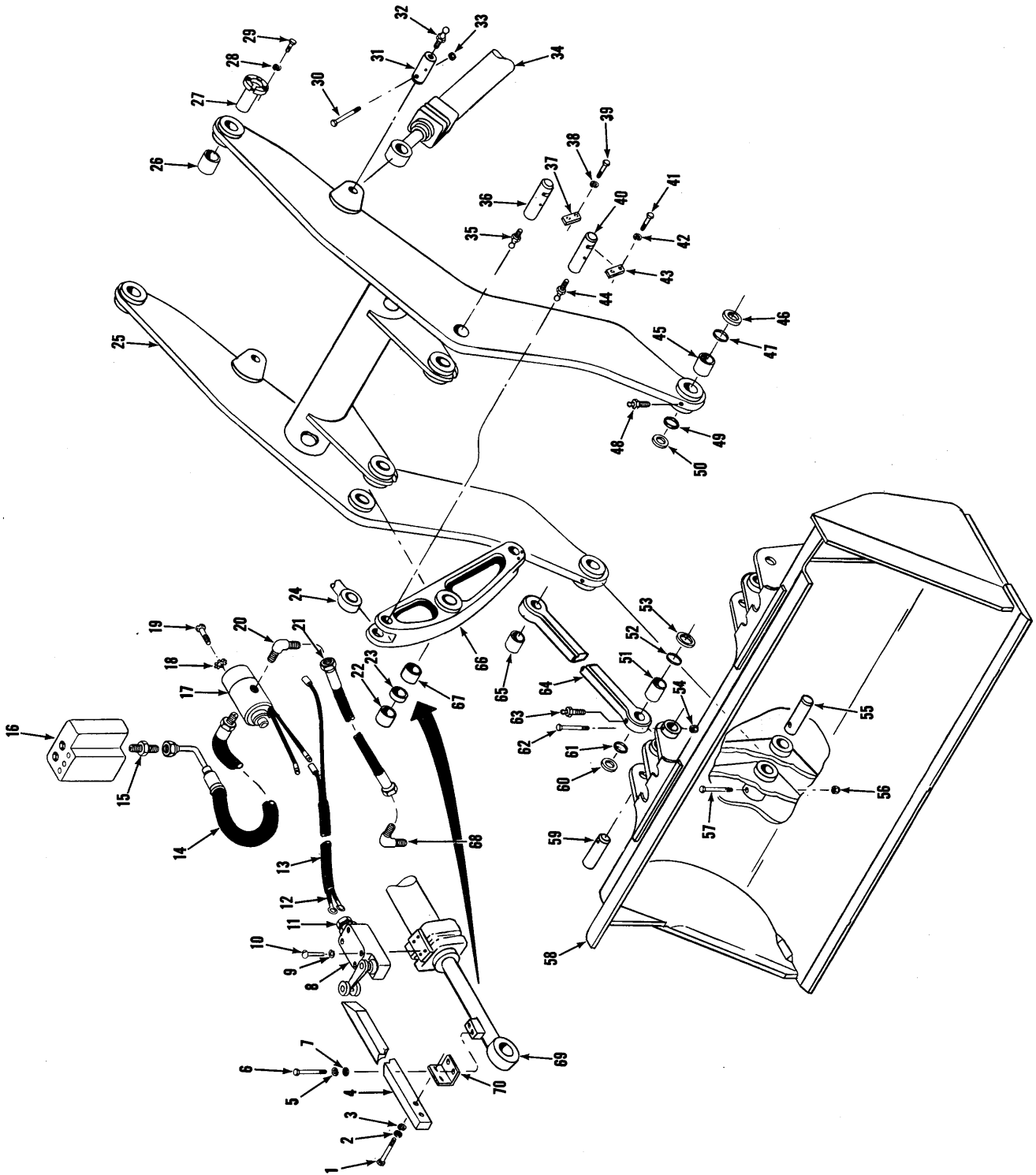
CLARK



TS-11976

No.	Part No.	Qty.	Description
1	3981171	1	Battery cover
2	24C-616	2	Bolt
3	18D-06	2	Nut
4	² 3950272	2	Battery – Japan
5	3980896	1	Battery hold down
6	16D-05	2	Wing nut
7	25E-15	2	Washer
8	3980897	2	Stud
9	24C-632	4	Bolt
10	619021	4	Washer
11	18D-06	4	Nut
12	3980891	1	Base
13	3980897	2	Stud
14	25E-15	2	Washer
15	16D-05	2	Wing nut
16	3980896	1	Battery hold down

²For replacement in the U.S.A. use 1310121 Plus 1–2512414 Terminal & 1–2512415 Terminal.

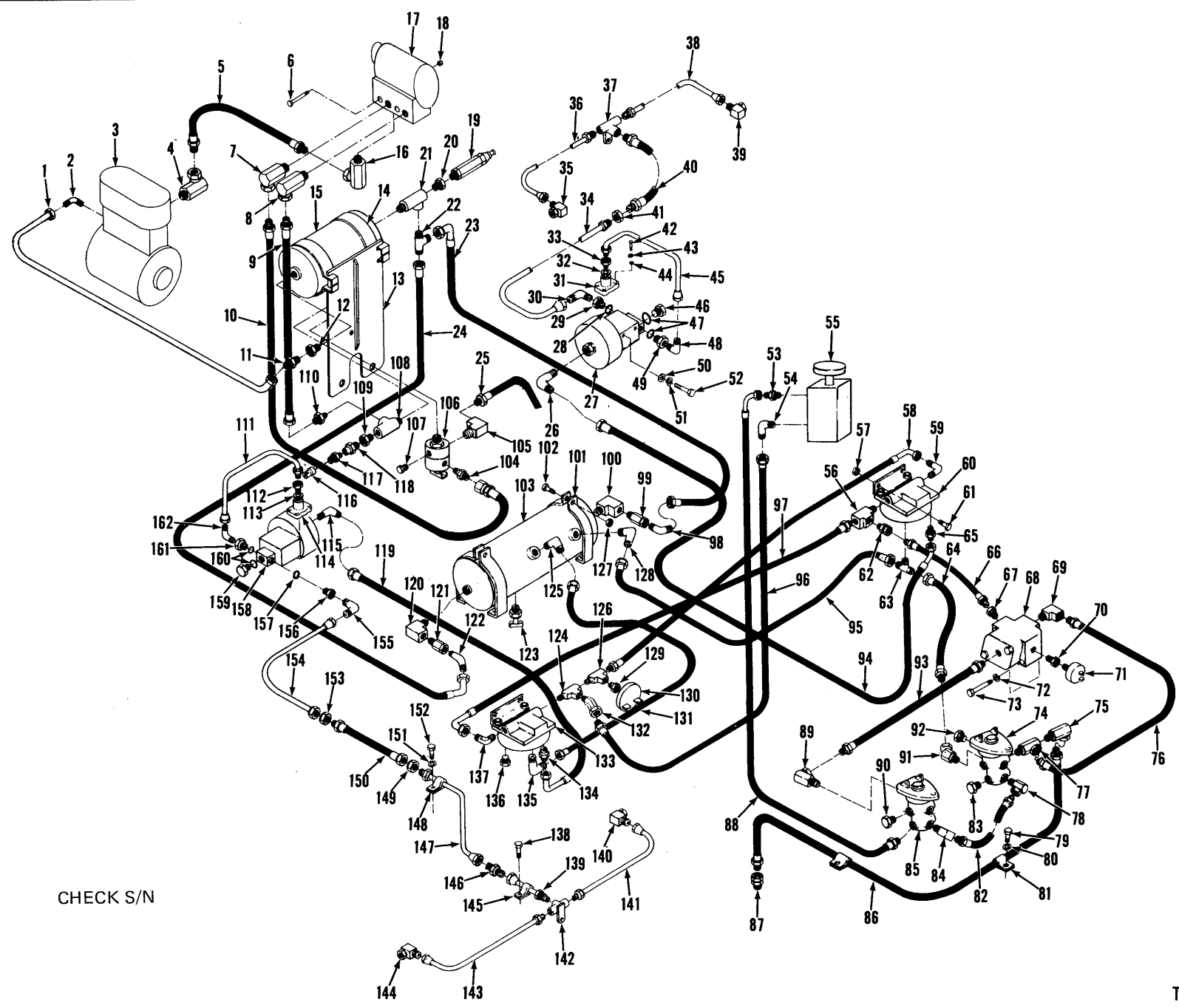


Boom, Bellcrank, Pushrod & Bucket Leveler

No.	Part No.	Qty.	Description
1	24C-620	2	Bolt
2	4E-06	2	Lockwasher
3	25E-18	2	Washer
4	3980905	1	Bar
5	4E-08	2	Lockwasher
6	24C-820	2	Bolt
7	25E-21	2	Washer
8	¹¹ 1767898	1	Switch limit
8A	†990556	1	Arm
9	17E-10	4	Lockwasher
10	41G-1024	4	Screw
11	1549705	1	Connector
12	2501747	1	Harness
13	² 743563	1	Hose
14	2500122	1	Hose
15	5204649	1	Connector
15A	†91F-7	1	O-ring
16	¹ _____	1	Valve assy main
17	³ 2510008	1	Solenoid valve
17A	†950903	1	Seal kit
18	12E-10	2	Lockwasher
18A	†25E-10	2	Washer
19	86G-1008	2	Screw
20	42F-5	1	Elbow
21	2500123	1	Hose
22	3980060	2	Bushing
23	3980061	2	Spacer
25	⁴ 2508752	1	Boom standard
25A	† ⁴ 2508416	1	Boom high lift
26	3980076	2	Bushing
27	3980204	2	Pin
28	4E-10	2	Lockwasher
29	23C-1022	2	Bolt
30	18C-660	2	Bolt
31	3980094	2	Pin
32	10H-25	2	Fitting grease
33	18D-06	2	Nut
34	¹ _____	2	Cyl assy boom
35	10H-25	2	Fitting grease

No.	Part No.	Qty.	Description
36	2520417	2	Pin
37	3980071	2	Lockplate
38	4E-07	4	Lockwasher
39	24C-716	4	Bolt
40	3980064	4	Pin
41	23C-616	8	Bolt
42	4E-06	8	Lockwasher
43	3980065	4	Lockplate
44	10H-25	4	Fitting grease
45	2508889	2	Bushing
46	⁵ 2502842	2	Seal guard assy
47	1519195	2	Seal
48	10H-25	2	Fitting grease
49	1519195	2	Seal
50	⁶ 2502842	2	Seal guard assy
51	2508891	2	Bushing
52	2500234	2	Seal
53	⁷ 2508888	2	Seal guard assy
54	18D-08	2	Nut
55	549907	2	Pin
56	18D-08	2	Nut
57	18C-876	2	Bolt
58	¹ _____	1	Bucket
59	532170	2	Pin
59A	†552146	2	Shim .0625
59B	†552147	2	Shim .125
60	⁸ 2508888	2	Seal guard assy
61	2500234	2	Seal
62	24C-872	2	Bolt
63	10H-25	2	Fitting grease
64	⁹ 2508748	2	Pushrod standard
64A	† ⁹ 2508500	2	Pushrod high lift
65	3980068	2	Bushing
66	¹⁰ 3980058	1	Bellcrank assy RH
66A	† ¹⁰ 3980062	1	Bellcrank assy LH
67	3980060	2	Bushing
68	42F-5	1	Elbow
69	¹ _____	1	Cyl assy bucket RH
70	3980904	1	Bracket

¹See Index
²3 ft. (0,92 m)
³Inc. 17A
⁴Inc. 26, 45
⁵Inc. 47
⁶Inc. 49
⁷Inc. 52
⁸Inc. 61
⁹Inc. 51, 65
¹⁰Inc. 22, 23, 67
¹¹For adjustment see SG-723.



CHECK S/N

Brake Air Lines Front & Rear *

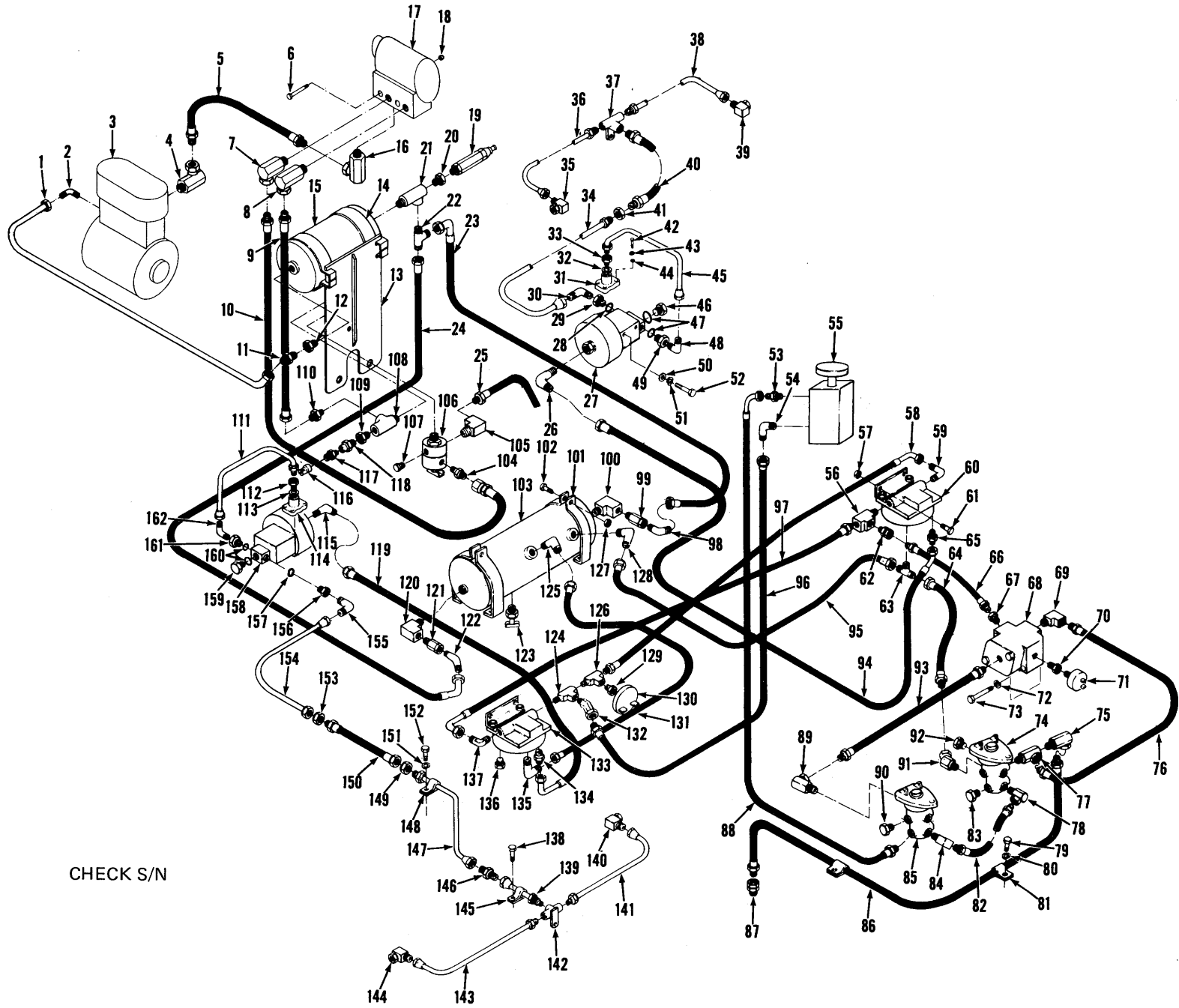


No.	Part No.	Qty.	Description
1	⁴ 2517385	1	Tube
2	42F-8	1	Elbow
3	1-----	1	Compressor
4	31F-1	1	Adapter union
5	593650	1	Hose
6	24C-548	2	Bolt
7	31F-1	1	Adapter union
8	31F-1	1	Adapter union
9	574898	1	Hose
10	2509925	1	Hose
11	38F-9	1	Adapter
12	19F-6	1	Reducer
13	2509944	1	Bracket
14	² 941214	2	Bracket
14A	†958653	2	Bolt
14B	†4E-06	2	Lockwasher
14C	†61D-06	2	Nut
15	3981021	1	Air tank
16	31F-1	1	Adapter union
17	3215964	1	Governor
18	18D-05	2	Nut
19	507815	1	Valve safety
20	19F-5	1	Reducer
21	30F-3	1	Tee
22	46F-9	1	Tee
23	2509927	1	Hose
24	2509924	1	Hose
25	2500147	1	Hose
25A	†538235	1	Clip
25B	†23C-812	1	Clip
25C	†4E-08	1	Lockwasher
26	42F-6	1	Elbow
27	1-----	1	Pwr clr assy brk
28	2511196	1	Gasket
29	699005	1	Adapter
30	42F-3	1	Elbow
31	1-----	1	Compensator cylinder
32	2506979	1	Washer
33	1675961	1	Adapter
34	2509940	1	Tube
35	3980014	1	Fitting tube
36	2503361	1	Tube
37	114427	1	Tee

No.	Part No.	Qty.	Description
38	2503357	1	Tube
39	3980014	1	Fitting tube
40	533814	1	Hose
41	8D-10	1	Nut
42	24C-620	4	Bolt
43	-----	—	Omit
44	18D-06	4	Nut
45	2520899	1	Hose
46	874007	1	Plug
47	2511196	2	Gasket
48	42F-3	1	Elbow
49	699005	1	Adapter
50	25E-20	6	Washer
51	4E-07	6	Lockwasher
52	24C-720	6	Bolt
53	38F-3	1	Adapter
54	42F-4	1	Elbow
55	1545790	1	Valve hand brake
56	30F-1	1	Tee
57	18D-06	4	Nut
58	1519975	1	Hose
59	940639	1	Elbow
60	^{3,7} 1545789	1	Valve quick release
60A	†949959	1	Repair kit
61	24C-616	4	Bolt
62	36F-2	1	Adapter
63	45F-8	1	Tee
64	2506266	1	Hose
65	38F-7	1	Connector
66	593495	1	Hose
67	19F-5	1	Bushing
68	1532592	1	Valve check
69	29F-3	1	Elbow
70	19F-4	1	Bushing
71	636260	1	Switch stop light
72	4E-06	1	Lockwasher
73	24C-640	1	Bolt
74	1-----	1	Valve brake
75	31F-1	1	Adapter union
76	593483	1	Hose
77	356609	1	Adapter union
78	31F-4	1	Adapter union

*4189C101JAC → 4189D497JAC. Ref. S.G.-681.

¹See Index
²Inc. 14A, 14B, 14C
³Inc. 60A
⁴Ref. S.G.-660.
⁷Ref. S.G.-708.



CHECK S/N

TS-14023

Brake Air Lines Front & Rear *

MICHIGAN

No.	Part No.	Qty.	Description
79	24C-616	2	Bolt
80	4E-06	2	Lockwasher
81	30H-38	2	Clip
82	593483	1	Hose
83	40K-04	3	Plug
84	29F-3	1	Elbow
85	¹ _____	1	Valve brake
86	1519974	1	Hose
87	36F-1	1	Adapter union
88	2506313	1	Hose
89	31F-4	1	Adapter union
90	40K-08	4	Plug
91	33F-4	1	Adapter union
92	40K-08	3	Plug
93	593483	1	Hose
94	2509926	1	Hose
95	2506311	1	Hose
96	2506312	1	Hose
97	1519975	1	Hose
98	2506043	1	Elbow
99	593370	1	Valve check
100	29F-3	1	Elbow
101	⁵ 527685	2	Bracket assy
102	958653	2	Bolt
103	3981022	1	Air tank
104	38F-4	1	Adapter
105	29F-1	1	Elbow
106	1519191	1	Valve condensate
107	40K-04	1	Plug
108	30F-1	1	Tee
109	19F-1	1	Bushing
110	38F-4	1	Adapter
111	2520899	1	Hose
112	1675961	1	Adapter
113	2506979	1	Washer
114	¹ _____	1	Compensate cylinder
115	42F-3	1	Elbow
116	-----	-	Omit
117	-----	-	Omit
118	2515022	1	Tank valve assy
119	2509926	1	Hose
120	29F-3	1	Elbow
121	593370	1	Valve check

No.	Part No.	Qty.	Description
122	2506043	1	Elbow
123	72F-2	2	Drain cock
124	30F-1	1	Tee
125	940636	1	Elbow
126	30F-1	1	Tee
127	61D-06	2	Nut
127A	[†] 4E-06	2	Lockwasher
128	940636	1	Elbow
129	19F-1	1	Bushing
130	1537354	1	Switch low air
131	1519969	1	Hose
132	33F-2	1	Adapter union
133	^{6,7} 1545789	1	Valve quick release
133A	[†] 949959	1	Repair kit
134	38F-7	1	Connector
135	42F-8	1	Elbow
136	40K-04	6	Plug
137	940639	1	Elbow
138	24C-632	1	Bolt
139	2502147	1	Tube
140	3980014	1	Fitting tube
141	3980607	1	Tube
142	550319	1	Tee
143	3980609	1	Tube
144	3980014	1	Fitting tube
145	30H-16	1	Clip
146	40F-3	1	Adapter
147	2502146	1	Tube
148	30H-16	1	Clip
149	8D-10	1	Nut
150	552374	1	Hose
151	4E-06	1	Lockwasher
152	24C-616	1	Bolt
153	8D-10	1	Nut
154	2509941	1	Tube
155	42F-3	1	Elbow
156	1543879	1	Adapter
157	2511196	1	Gasket
158	¹ _____	1	Pwr clr assy brk
159	874007	1	Plug
160	2511196	2	Gasket
161	1543879	1	Adapter
162	42F-6	1	Elbow

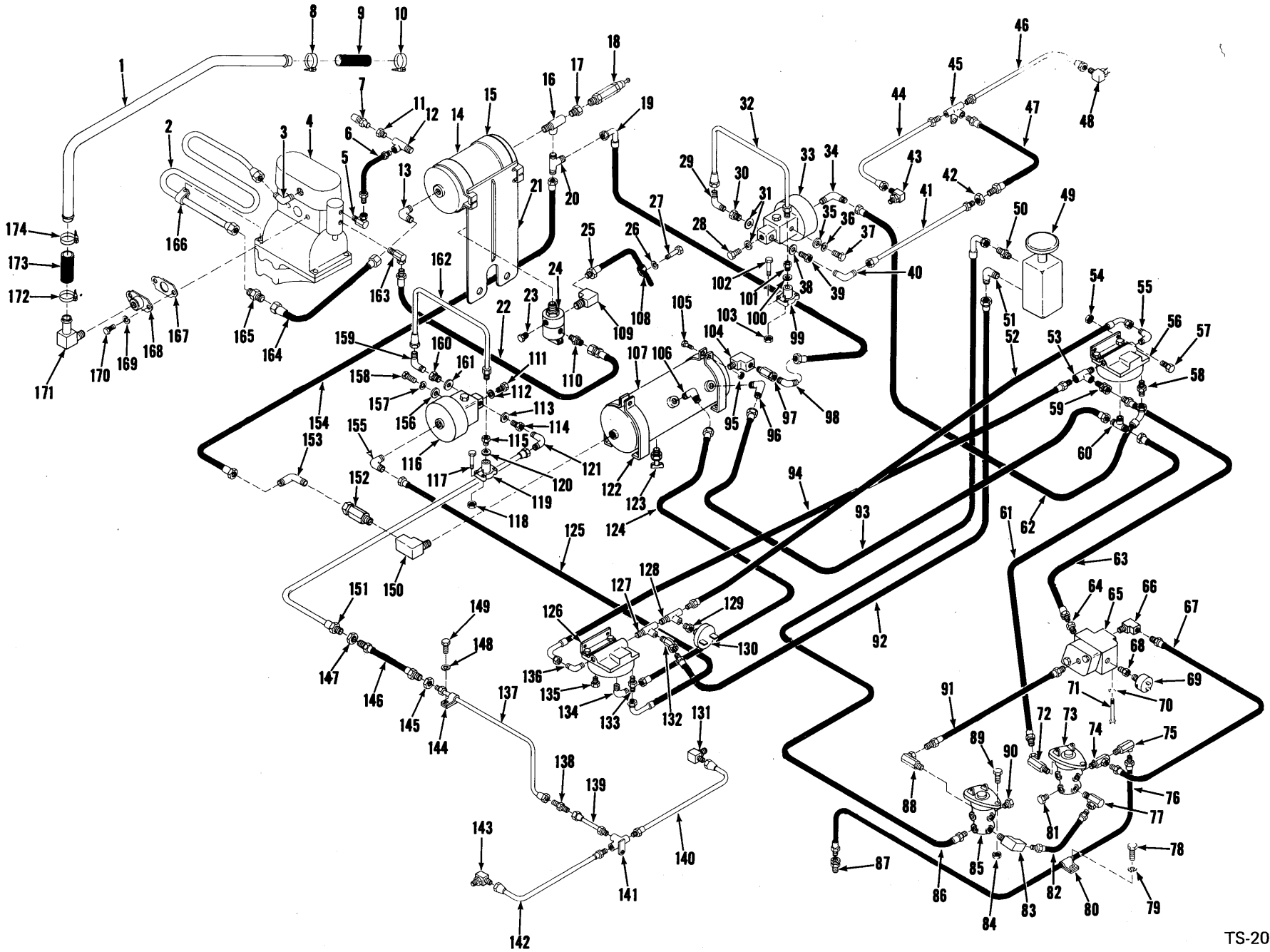
*4189C101JAC → 4189D497JAC. Ref. S.G.-681

¹See Index

⁵Inc. 102, 127, 127A

⁶Inc. 133A

⁷Ref. SG-708



TS-20127

B6A-1

(1B8)

PM 3016
Printed in U.S.A.

Brake Air Lines *

CLARK

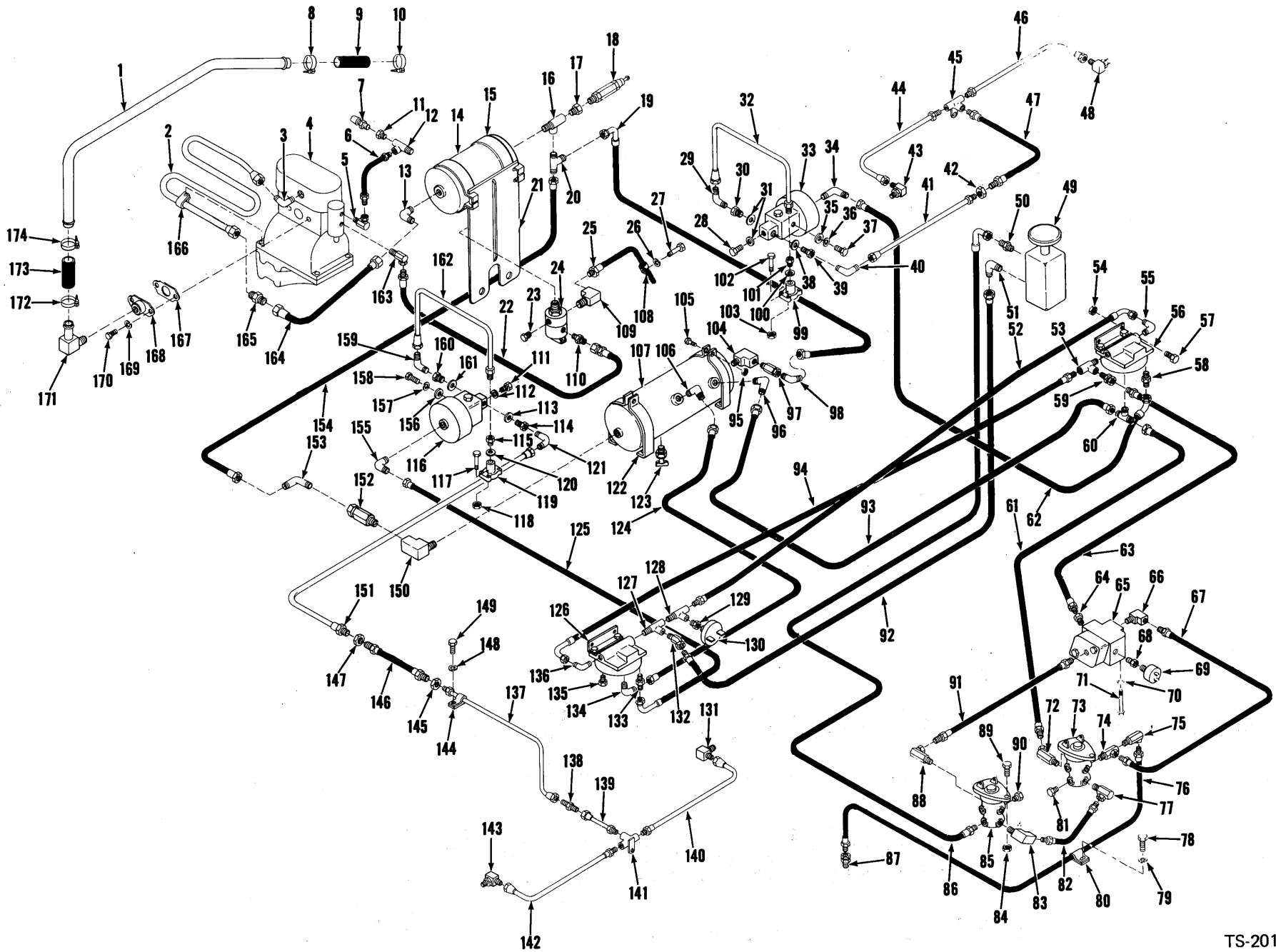
No.	Part No.	Qty.	Description
1	2519048	1	Tube
2	2519085	1	Tube
3	2506043	1	Elbow
4	¹ -----	1	Air compressor
5	31F-1	1	Adapter union
6	540915	1	Hose
7	2515022	1	Valve assy
8	1545186	1	Clamp
9	1M-8030	1	Hose
10	1545186	1	Clamp
11	19F-1	1	Bushing
12	30F-1	1	Tee
13	42F-9	1	Elbow
14	3981021	1	Air tank
15	² 941214	2	Bracket
15A	†958653	2	Bolt
15B	†4E-6	2	Lockwasher
15C	†61D-6	2	Nut
16	30F-3	1	Tee
17	19F-5	1	Reducer
18	507815	1	Valve
19	2509927	1	Hose
20	46F-9	1	Tee
21	2509944	1	Bracket
22	2511515	1	Hose
23	40K-4	1	Plug
24	1519191	1	Valve condensate
25	2500147	1	Hose
26	4E-8	1	Lockwasher
27	17C-812	1	Bolt
28	874007	1	Plug
29	42F-3	1	Elbow
30	1543879	1	Adapter
31	613750	2	Gasket
32	2520899	1	Hose
33	¹ -----	1	Pwr clr assy brk
34	42F-6	1	Elbow
35	25E-20	3	Washer
36	4E-7	3	Lockwasher
37	18C-720	3	Bolt
38	513750	1	Gasket
39	1543879	1	Adapter
40	42F-3	1	Elbow
41	2509940	1	Tube
42	8D-10	1	Nut

No.	Part No.	Qty.	Description
43	3980014	1	Fitting
44	2503361	1	Tube
45	114427	1	Tee
46	2503357	1	Tube
47	533814	1	Hose
48	3980014	1	Fitting
49	1545790	1	Valve
50	38F-3	1	Adapter
51	42F-4	1	Elbow
52	1519975	1	Hose
53	30F-1	1	Tee
54	60D-6	4	Nut
55	940639	1	Elbow
56	⁴ 1545789	1	Valve quick release
56A	†949959	1	Repair kit
57	18C-616	4	Bolt
58	38F-7	1	Connector
59	36F-2	1	Adapter union
60	45F-8	1	Tee
61	2506266	1	Hose
62	2509926	1	Hose
63	593495	1	Hose
64	19F-5	1	Bushing
65	1532592	1	Valve check
66	29F-3	1	Elbow
67	593483	1	Hose
68	19F-4	1	Bushing
69	636260	1	Switch stop light
70	4E-6	1	Lockwasher
71	18C-640	1	Bolt
72	33F-4	1	Adapter union
73	¹ -----	1	Valve brake
74	356609	1	Adapter union
75	31F-1	1	Adapter union
76	1519974	1	Hose
77	31F-4	1	Adapter union
78	18C-616	2	Bolt
79	4E-6	2	Lockwasher
80	30H-38	2	Clip
81	40K-4	3	Plug
82	593483	1	Hose
83	29F-3	1	Elbow
84	60D-5	6	Nut
85	¹ -----	1	Valve Brake
86	2506313	1	Hose

*4189D498JAC & →. Ref. S.G.-681.

¹See Index

⁴Ref. SG-708.



B8A-1

(1B10)

PM 3016
Printed in U.S.A.

TS-20127

Brake Air Lines *

CLARK

No.	Part No.	Qty.	Description
87	36F-1	1	Adapter union
88	31F-4	1	Adapter union
89	18C-520	6	Bolt
90	40K-8	7	Plug
91	593483	1	Hose
92	2506312	1	Hose
93	2506311	1	Hose
94	1519975	1	Hose
95	61D-6	2	Nut
95A	†4E-6	2	Lockwasher
96	940636	1	Elbow
97	593370	1	Valve check
98	2506043	1	Elbow
99	1-----	1	Compensator cyl
100	2506979	1	Gasket
101	1675961	1	Adapter
102	18C-620	2	Bolt
103	60D-6	2	Nut
104	29F-3	1	Elbow
105	958653	2	Bolt
106	940636	1	Elbow
107	3981022	1	Air tank
108	538235	1	Clip
109	29F-1	1	Elbow
110	38F-4	1	Adapter
111	874007	1	Plug
112	613750	1	Gasket
113	513750	1	Gasket
114	1543879	1	Adapter
115	1675961	1	Adapter
116	1-----	1	Pwr clr assy brk
117	18C-620	2	Bolt
118	60D-6	2	Nut
119	1-----	1	Compensator cyl
120	2506979	1	Gasket
121	42F-3	1	Elbow
122	³ 527685	2	Bracket
123	72F-2	2	Draincock
124	1519969	1	Hose
125	2509926	1	Hose
126	⁴ 1545789	1	Valve quick release
127	30F-1	1	Tee
128	30F-1	1	Tee
129	19F-1	1	Bushing
130	1537354	1	Switch low air
131	3980014	1	Fitting
132	33F-2	1	Adapter union

No.	Part No.	Qty.	Description
133	38F-7	1	Connector
134	42F-8	1	Elbow
135	40K-4	6	Plug
136	940639	1	Elbow
137	2502146	1	Tube
138	40F-3	1	Adapter
139	2502147	1	Tube
140	3980607	1	Tube
141	550319	1	Tee
142	3980609	1	Tube
143	3980014	1	Fitting
144	30H-16	2	Clip
145	8D-10	1	Nut
146	552374	1	Hose
147	8D-10	1	Nut
148	4E-6	1	Lockwasher
149	18C-616	1	Bolt
150	29F-3	1	Elbow
151	2509941	1	Tube
152	593370	1	Valve check
153	2506043	1	Elbow
154	2509924	1	Hose
155	42F-6	1	Elbow
156	25E-20	3	Washer
157	4E-7	3	Lockwasher
158	18C-720	3	Bolt
159	42F-3	1	Elbow
160	1543879	1	Adapter
161	613750	1	Gasket
162	2520899	1	Hose
163	31F-1	1	Adapter union
164	2519178	1	Hose
165	40F-8	1	Adapter
166	30H38	1	Clip
166A	†2521346	1	Flat
166B	†18C616	2	Bolt
166C	†60D6	2	Nut
167	875012	1	Gasket
168	2519047	1	Flange
169	4E-5	2	Lockwasher
170	17C-516	2	Bolt
171	666845	1	Nipple
172	1545186	1	Clamp
173	1M-8030	1	Hose
174	1545186	1	Clamp

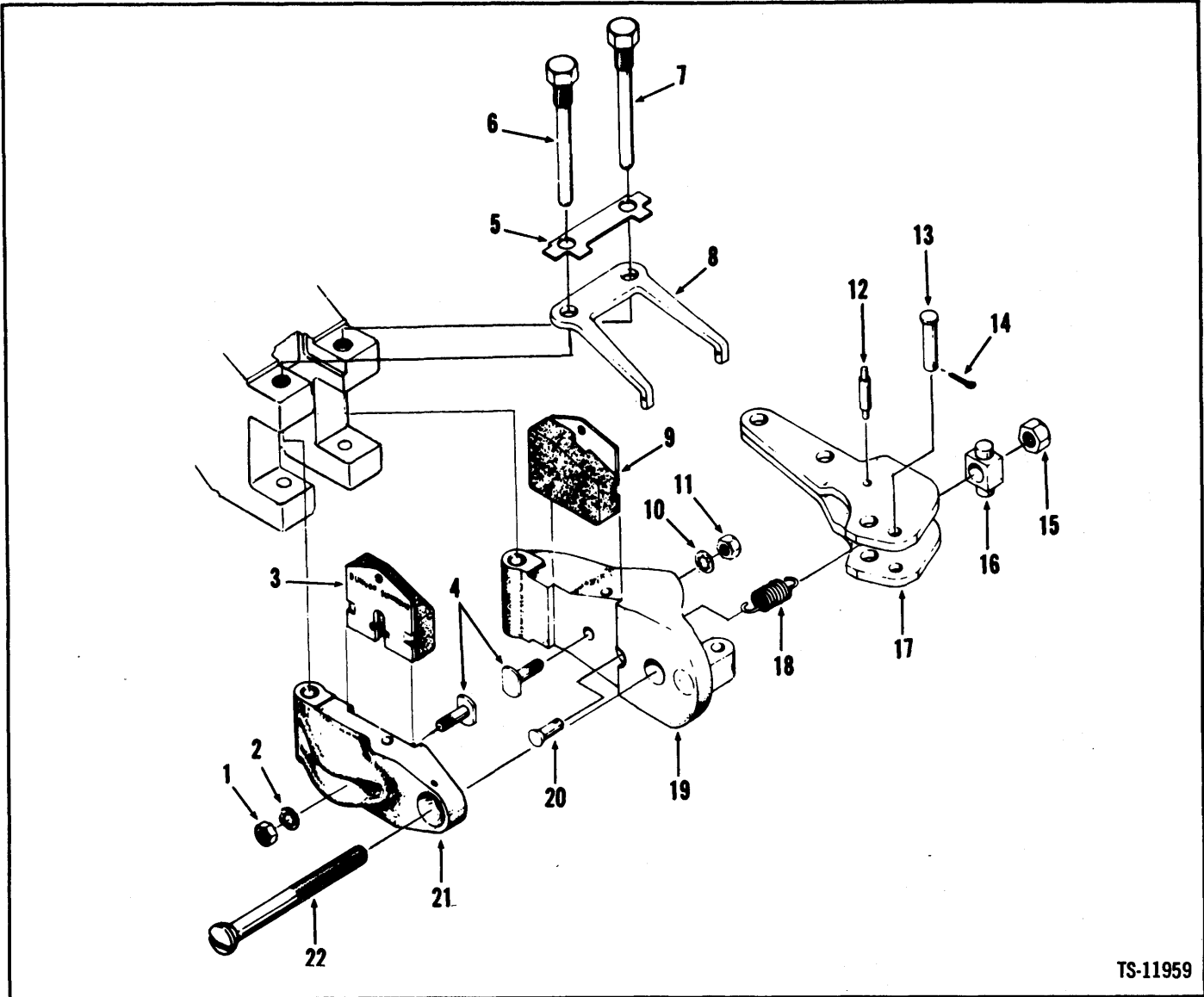
*4189D498JAC & → . Ref. S.G.-681.

¹See Index

²Inc. 15A, 15B, 15C

³Inc. 95, 95A, 105

⁴Ref. SG-708.



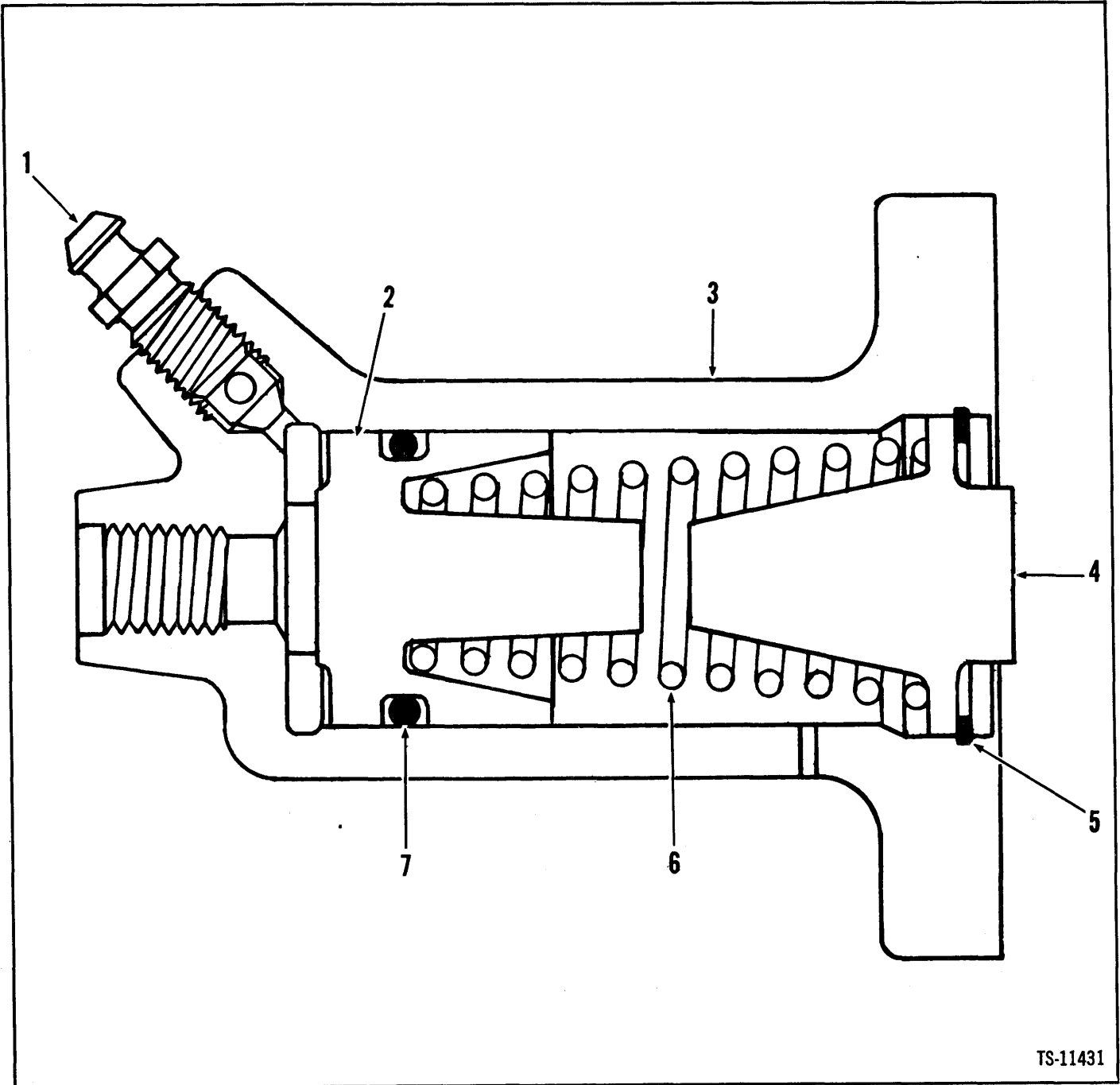
TS-11959

No.	Part No.	Qty.	Description
A	13953108	1	Brake assy
B	23908090	1	Pad kit
1	1DM5	1	Nut
2	11EM5	1	Washer
3	§4	1	Pad assy
4	§6	2	Bolt
5	§6	1	Tab washer
6	3908097	1	Bolt
7	3908097	1	Bolt
8	§6	1	Retract plate
9	§4	1	Pad assy
10	11EM5	1	Washer

No.	Part No.	Qty.	Description
11	1DM5	1	Nut
12	§2	1	Pin
13	3908100	1	Pin
14	13JM-16010	1	Pin cotter
15	1DM8	1	Nut
16	§3	1	Trunnion
17	23908094	1	Lever assy
18	3908095	1	Spring
19	§5	1	Plate
20	---	1	Pin
21	§5	1	Plate
22	3908098	1	Bolt

1Inc. 1→22
2Inc. 1→5, 8→11
3See 17
4Inc. 12, 16
5See A
6See B

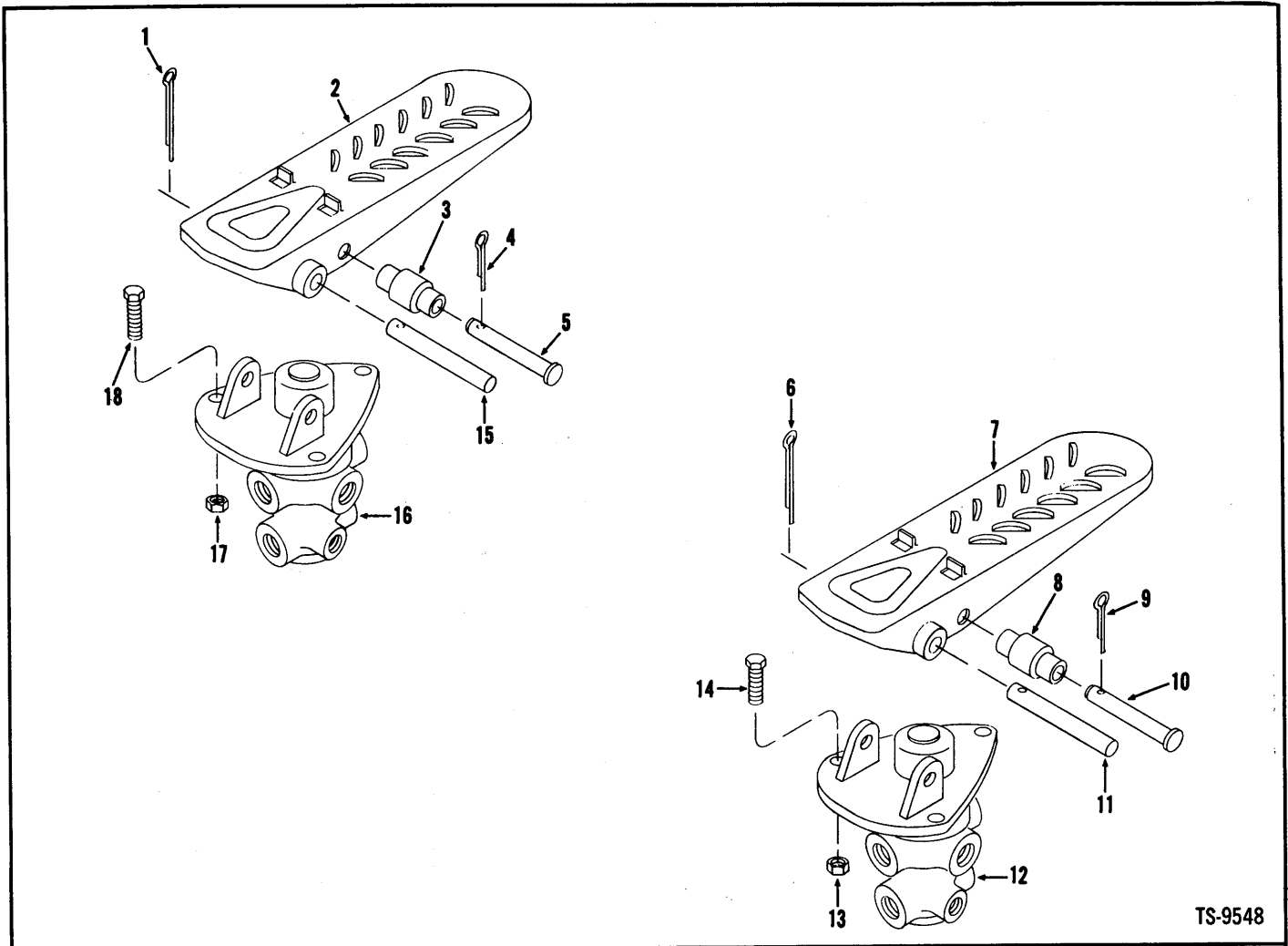
Brake Compensator Cylinder Assembly



TS-11431

No.	Part No.	Qty.	Description
A	22518491	1	Cylinder assy
1	851806	1	Bleed screw
2	960520	1	Piston
3	³ _____	1	Housing
4	³ _____	1	Plug
5	1310605	1	Ring retainer
6	898702	1	Spring
7	961026	1	O-ring

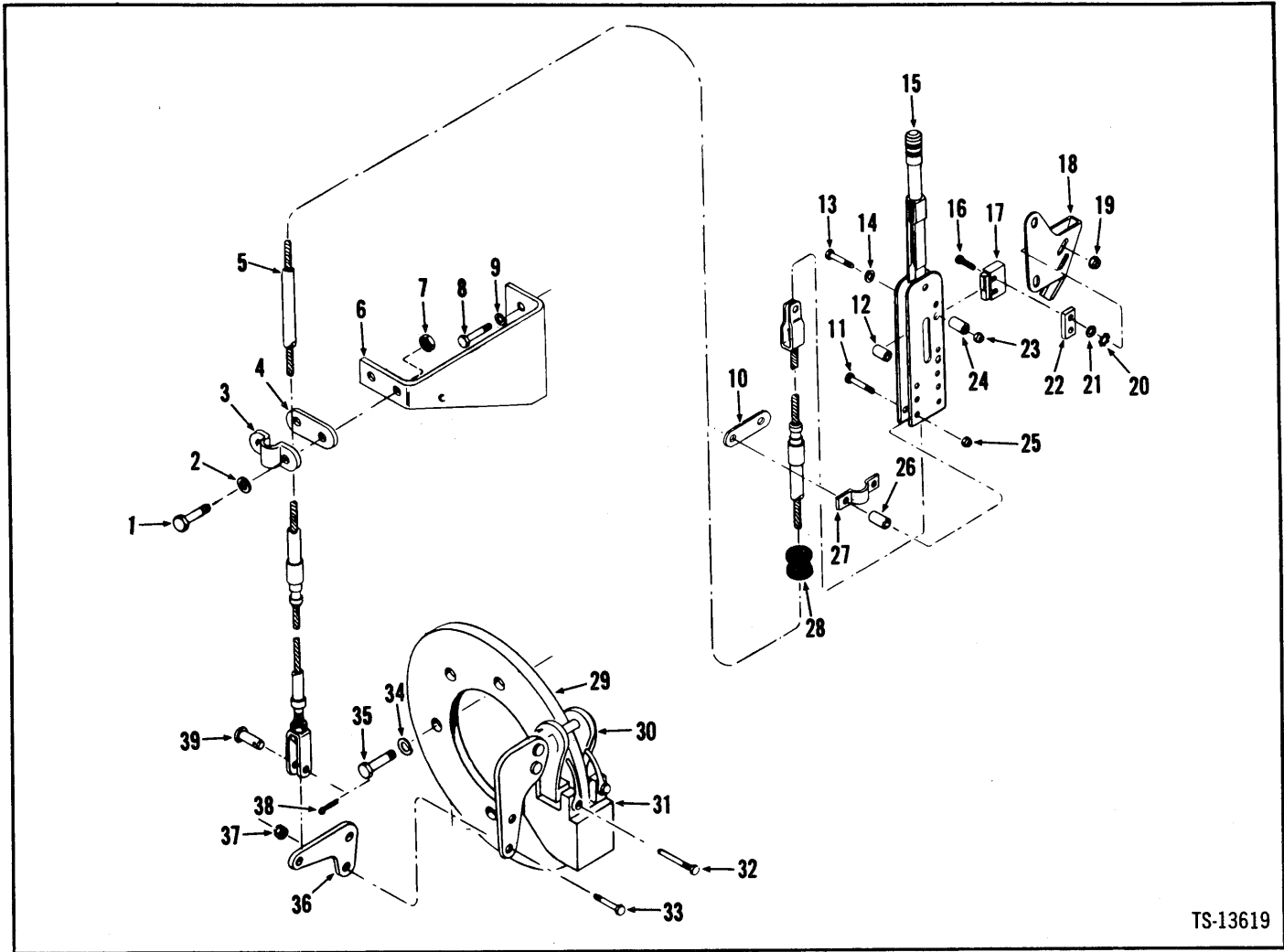
²Inc. 1→7
³See A



TS-9548

No.	Part No.	Qty.	Description
1	1F-320	1	Pin cotter
2	513930	1	Pedal brake
3	518259	1	Roller
4	1F-312	1	Pin cotter
5	875766	1	Pin
6	1F-320	1	Pin cotter
7	513930	1	Pedal brake
8	518259	1	Roller
9	1F-312	1	Pin cotter
10	875766	1	Pin
11	875767	1	Pin mounting
12	1-----	1	Valve brake
13	18D-05	3	Nut
14	24C-520	3	Bolt
15	875767	1	Pin mounting
16	1-----	1	Valve brake
17	18D-05	3	Nut
18	24C-520	3	Bolt

1See Index

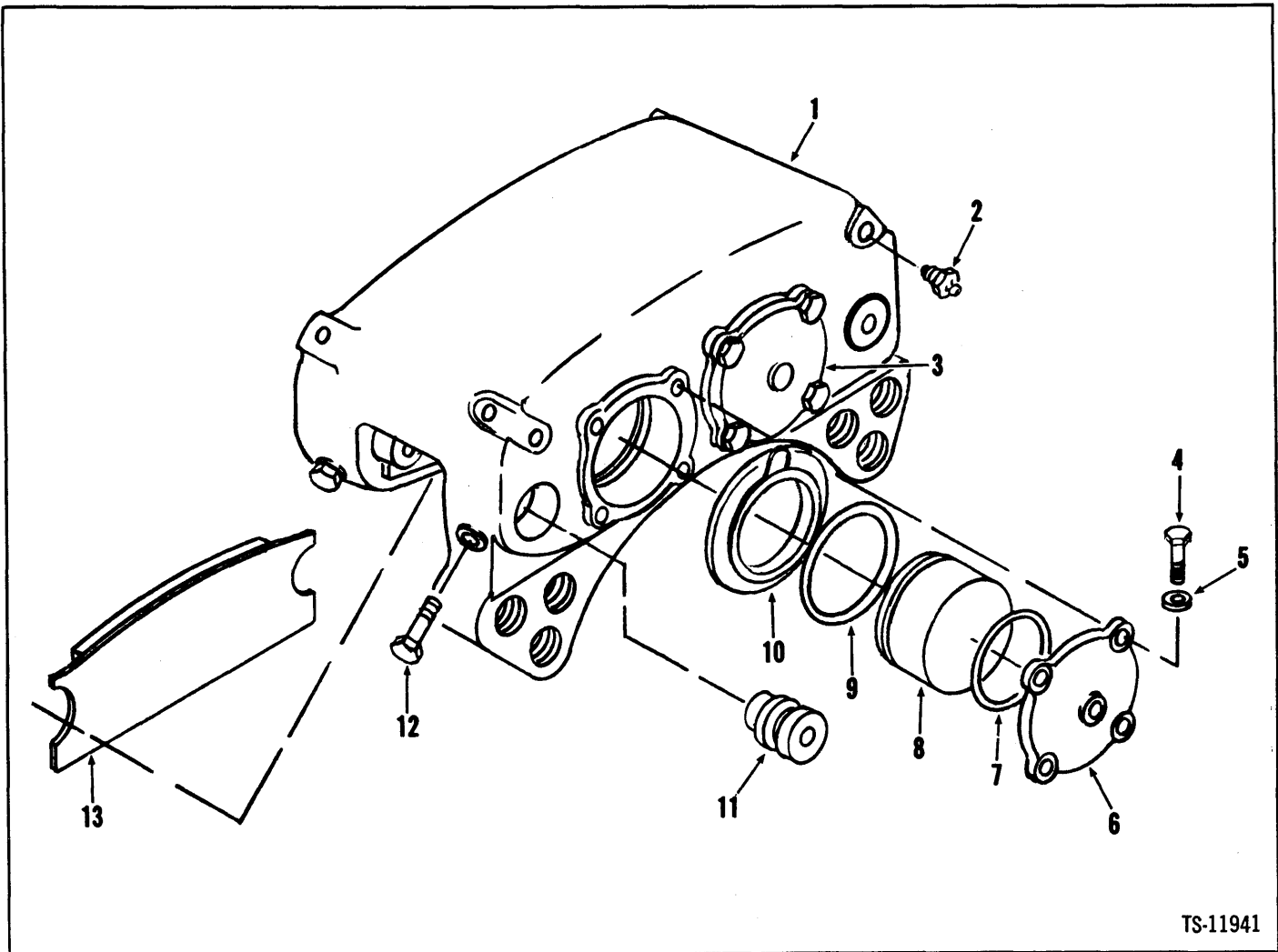


TS-13619

No.	Part No.	Qty.	Description
1	24C-516	2	Bolt
2	25E-15	2	Washer
3	544512	1	Clamp
4	645092	1	Spacer
5	2502768	1	Cable assy
6	2505913	1	Bracket
7	18D-05	2	Nut
8	23C-1220	2	Bolt
9	4E-12	2	Lockwasher
10	645092	1	Spacer
11	24C-528	2	Bolt
12	545005	2	Spacer
13	24C-644	2	Bolt
14	25E-17	2	Washer
15	3951954	1	Lever assy
16	86G-620	4	Screw
17	3951644	1	Switch
18	3968090	1	Bracket
19	14D-6	2	Nut
20	14E-6	2	Lockwasher

No.	Part No.	Qty.	Description
21	3980961	4	Washer
22	3968085	1	Spacer
23	18D-06	2	Nut
24	3950692	2	Spacer
25	18D-05	2	Nut
26	3950692	2	Spacer
27	544512	1	Clamp
28	3980532	1	Grommet
28A	†2501804	1	Grommet
29	3953017	1	Disc
30	3953108	1	Brake assy
31	2500170	1	Carrier
32	2500167	2	Bolt
33	24C-520	2	Bolt
34	4E-06	6	Lockwasher
35	18C-616	6	Bolt
36	2500142	1	Bellcrank
37	18D-05	2	Nut
38	1F-312	1	Pin cotter
39	4F-06106	1	Pin

¹See Index
²Optional



No.	Part No.	Qty.	Description
A	1127104	1	Brake head assy L.H.
B	2840535	1	Kit
1	§ ⁴ -----	1	Plate
2	960837	1	Bleeder valve
3	947934	1	Cap
4	1C-620	8	Bolt
5	25E-17	8	Washer
6	947933	1	Cap
7	§ ³ -----	2	Packing
8	947935	4	Piston
9	§ ³ -----	4	Packing
10	§ ³ -----	4	Boot
11	947931	4	Pin
12	961901	4	Bolt
13	947932	2	Lining brake

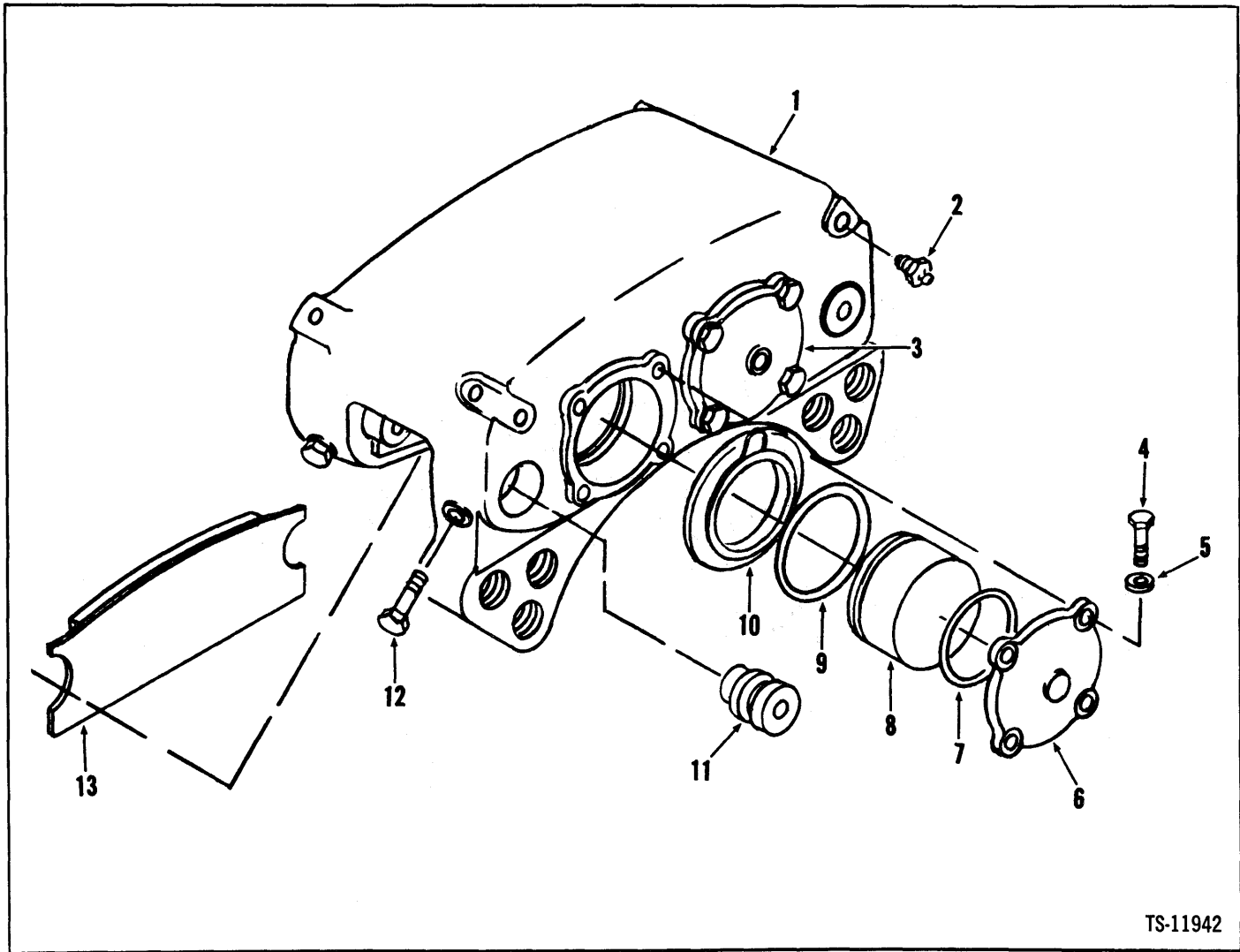
¹Inc. 1 → 13. Ref. S.G.-681.

²Inc. 7, 9, 10

³See B

⁴See A

Brake Head Assembly – Front



TS-11942

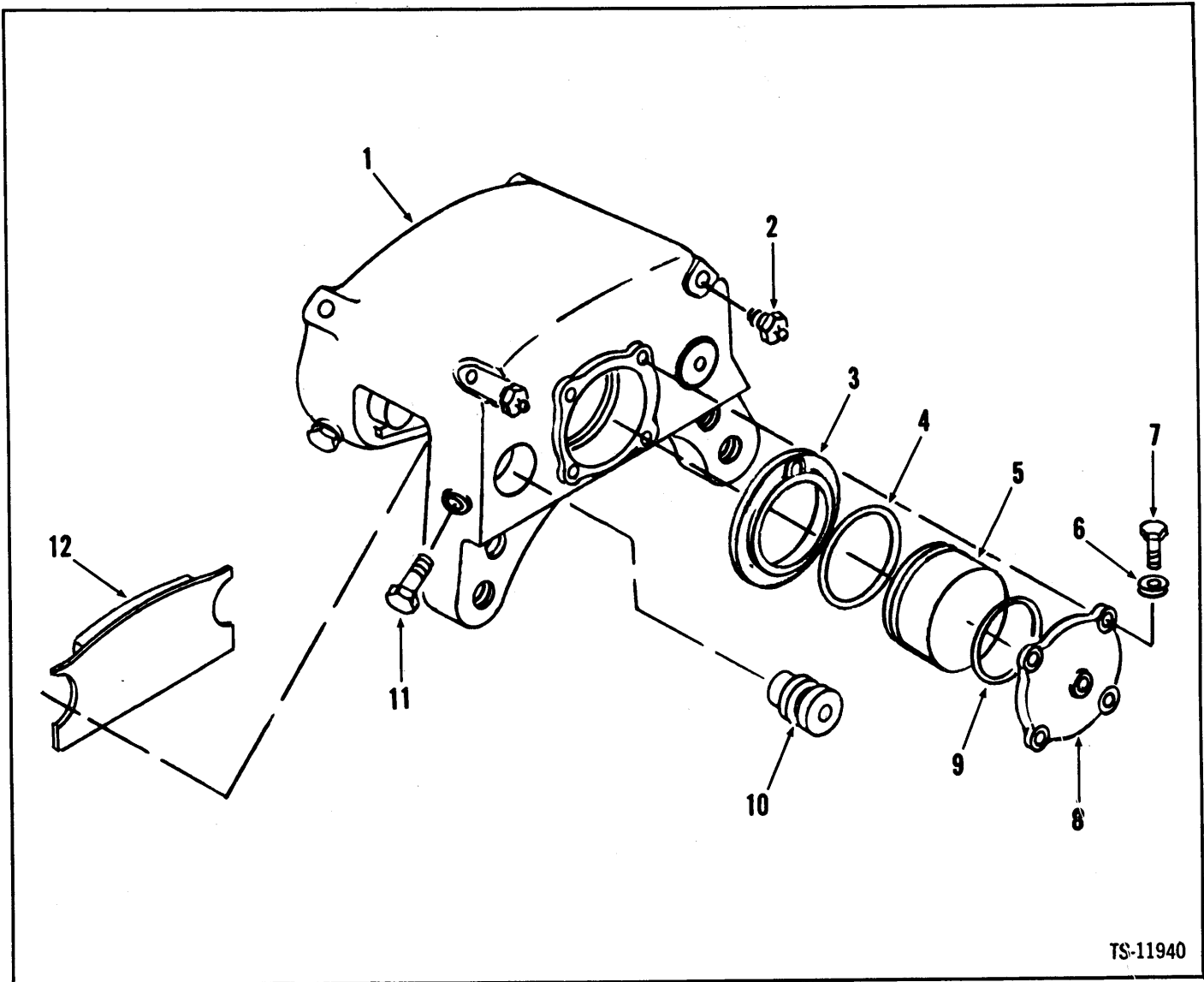
No.	Part No.	Qty.	Description
A	1128852	1	Brake head assy R.H.
B	2840535	1	Kit
1	§ ⁴ -----	1	Plate
2	960837	1	Bleeder valve
3	947933	1	Cap
4	1C-620	8	Bolt
5	25E-17	8	Washer
6	947934	1	Cap
7	§ ³ -----	2	Packing
8	947935	4	Piston
9	§ ³ -----	4	Packing
10	§ ³ -----	4	Boot
11	947931	4	Pin
12	961901	4	Bolt
13	947932	2	Lining brake

¹Inc. 1 → 13. Ref. S.G.-681.

²Inc. 7, 9, 10

³See B

⁴See A



TS-11940

No.	Part No.	Qty.	Description
A	^{1,5} 125101	2	Brake head assy
B	² 840539	1	Kit
1	⁴ -----	1	Plate
2	960837	2	Bleeder valve
3	³ -----	2	Boot
4	³ -----	2	Packing
5	947935	2	Piston
6	25E-17	4	Washer
7	1C-620	4	Bolt
8	947933	1	Cap
9	³ -----	1	Packing
10	947931	4	Pin
11	961901	4	Bolt
12	840472	2	Lining brake

Inc. 1 → 12. Ref. S.G.-681

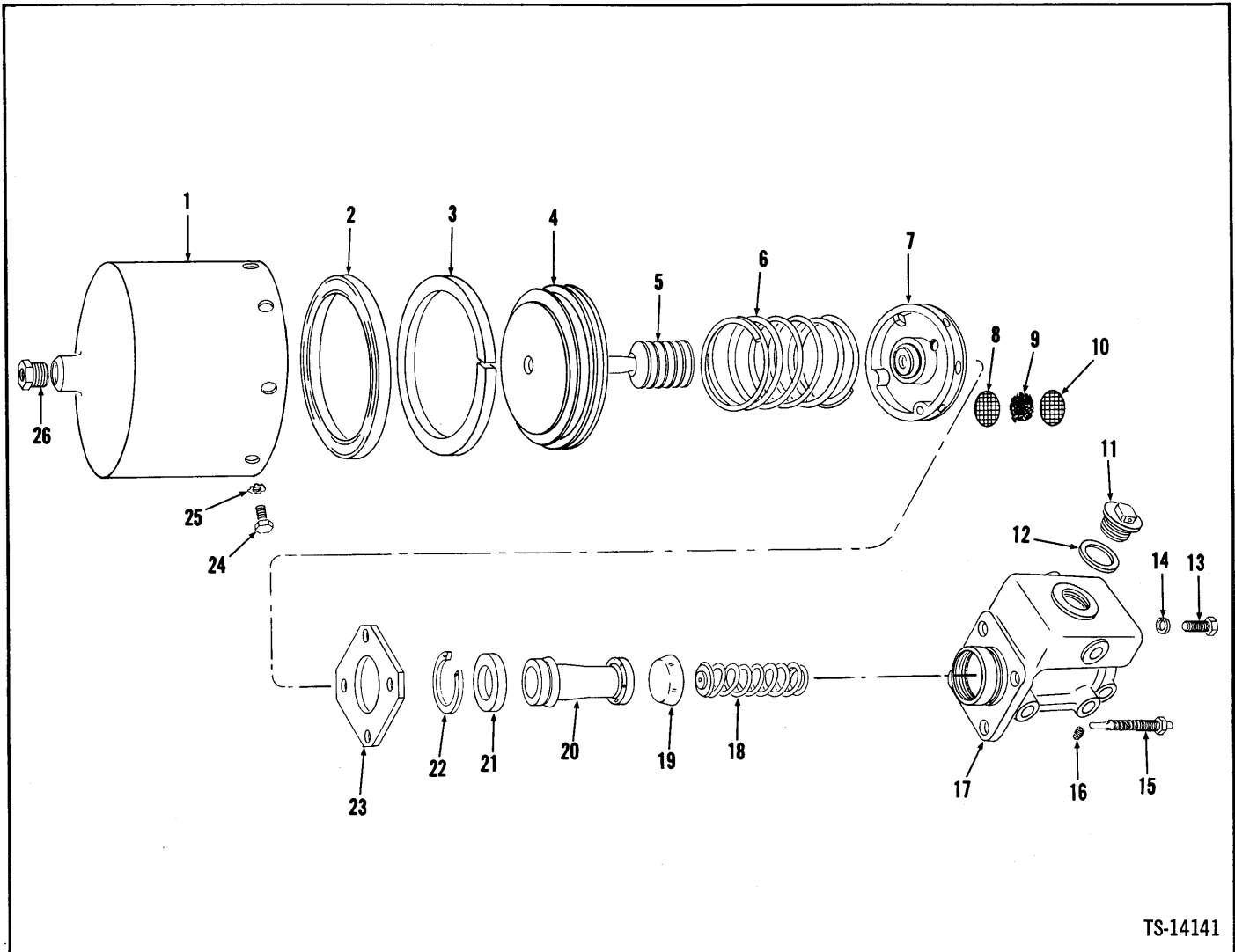
²Inc. 3, 4, 9

³See B

⁴See A

⁵Quantities listed are for one (1) assembly.

Brake Power Cluster Assembly



TS-14141

No.	Part No.	Qty.	Description
A	² 2502136	2	Pwr clsr assy brk
B	³ 961122	1	Repair kit
1	945034	1	Shell
2	⁴ -----	1	Cup
3	⁴ -----	1	Wiper
4	945035	1	Piston
5	⁴ -----	1	Boot
6	945036	1	Spring
7	⁵ 945037	1	Piston head assy
8	945029	1	Screen
9	992163	1	Filter fiber mat
10	992164	1	Retainer
11	892287	1	Cap
12	857933	1	Gasket

No.	Part No.	Qty.	Description
13	1C-714	3	Bolt
14	4E-06	4	Lockwasher
15	945038	1	Indicator
16	40K-02	1	Plug
17	⁶ 961123	1	Cylinder assembly
18	955321	1	Spring
19	⁴ -----	1	Cup
20	⁴ -----	1	Piston
21	955326	1	Plate
22	955323	1	Ring
23	945040	1	Spacer
24	⁷ 5C-510	8	Bolt
25	⁸ -----	8	Lockwasher
26	97F-3	1	Bushing

²Inc. 1→26 Two (2) Power Clusters used per machine. Quantities listed are for one (1) Power Cluster.

³Inc. 2, 3, 5, 19, 20, 22

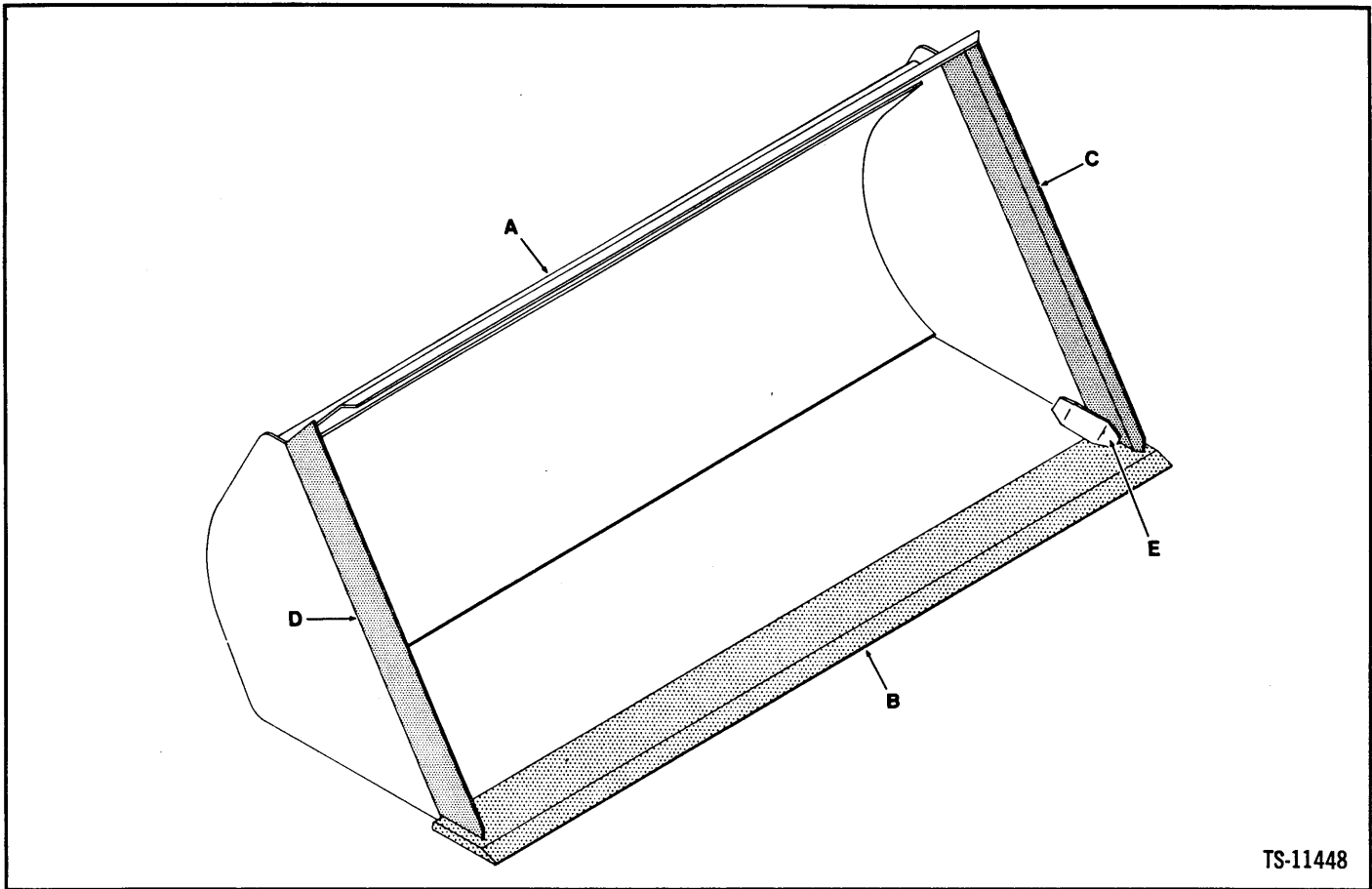
⁴See B

⁵Inc. 8, 9, 10

⁶Inc. 11, 12, 16→22

⁷Inc. 25

⁸See 24



TS-11448

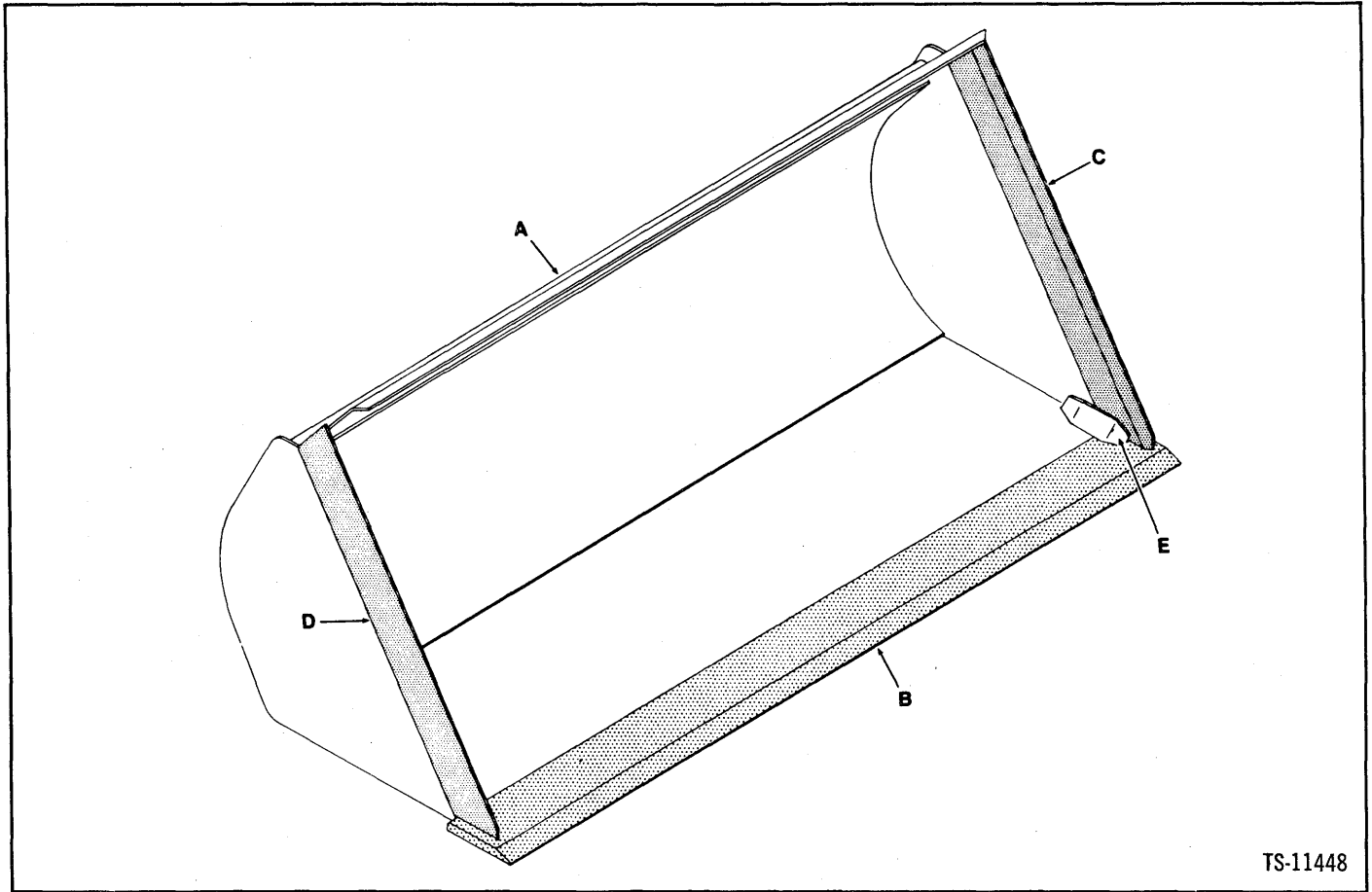
Item	BUCKET		MAIN CUTTING EDGE		SIDE CUTTING EDGES			GUSSET	
	SAE Heaped Capacity M3	Width	A Part No.	B Part No.	Size	C Part L.H.	D Part R.H.	E Part No.	
1	1 0,8	87.40 2179	*2509442	3980399	1 x 9 x 87.40 25 x 229 x 2179	-----	-----	-----	'3980384
2	1.308 0,9	87.40 2179	*2509443	3980399	1 x 9 x 87.40 25 x 229 x 2179	3980406	3980402	¾ x 6 x 36.89 19 x 130 x 807	'3980384
3	1.504 1,2	92.83 2306	2509441	3980373	1 x 9 x 92.83 25 x 229 x 2306	3980376	3980378	¾ x 6 x 39.37 19 x 130 x 978	'3980384
4	1.750 1,4	92.83 2306	2509439	3980373	1 x 9 x 92.83 25 x 229 x 2306	3980421	3980419	¾ x 6 x 41.61 19 x 130 x 1027	'3980384
5	2 1,5	99 2425	2509440	551765	1 x 9 x 97 25 x 229 x 2425	1508729	1508730	¾ x 6 x 40¾ 19 x 130 x 1011	'1536140

¹2 required

²Not for U.S. Build

Bucket Assembly Data (High Lift Boom)

CLARK



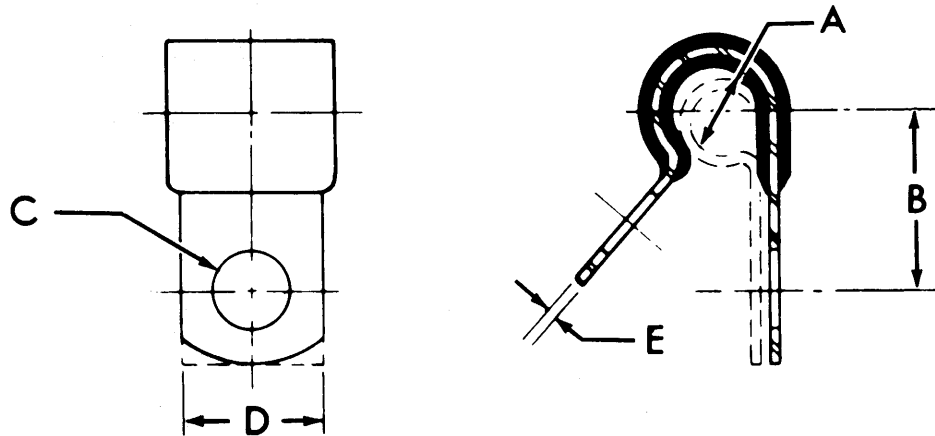
TS-11448

No.	Part No.	Qty.	Description
1	†2518304	2	Rollback stop
2	†18C-524	4	Bolt
3	†2519262	8	Shim
4	†4E-5	4	Lockwasher

Item	BUCKET		MAIN CUTTING EDGE		SIDE CUTTING EDGES			GUSSET	
	SAE Heaped Capacity M3	Width	A Part No.	B Part No.	Size	C Part L.H.	D Part R.H.	Size	E Part No.
1	2 1,5	99 2425	2506700	551765	1 x 9 x 97 25 x 229 x 2425	1508729	1508730	¾ x 6 x 40¾ 19 x 130 x 1011	'1536140

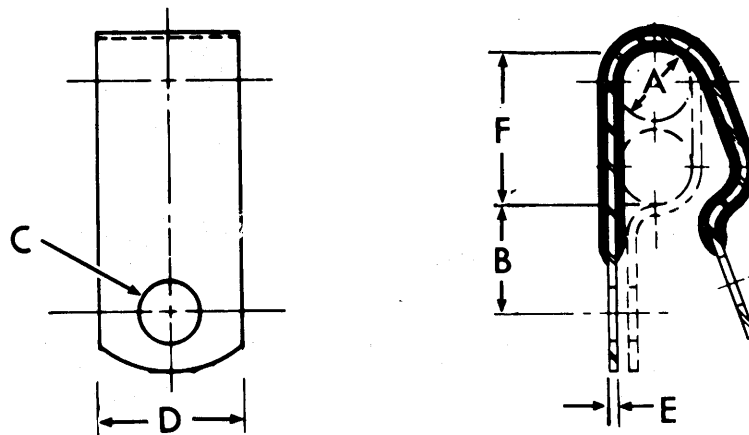
12 required

Insulated Clip



TS-5008

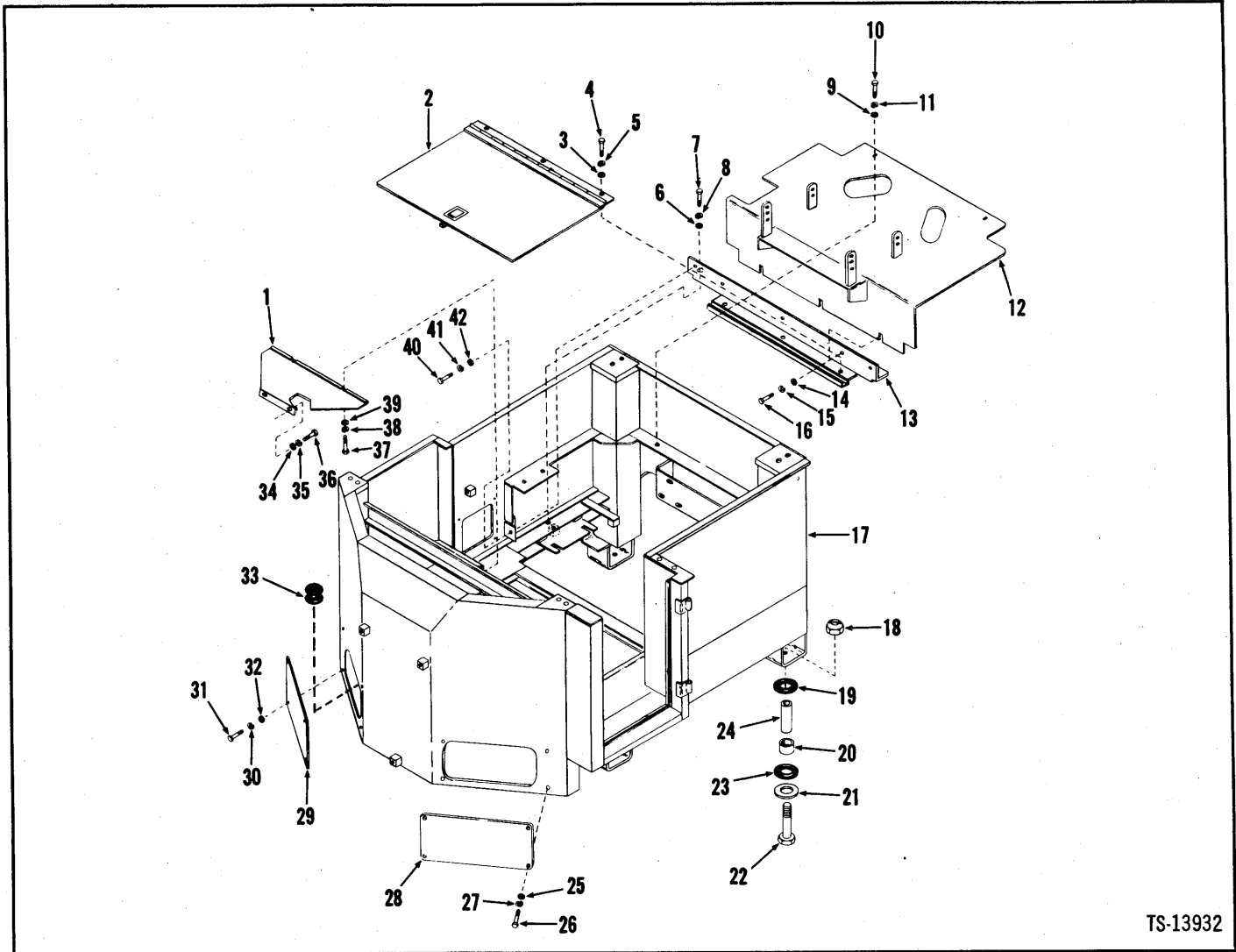
No.	Part No.	A		B		C		D		E	
1	30H-8	1/8	3.2	1/32	13.5	1/32	8.7	5/8	15.7	.025	.6
2	30H-13	1/4	6.4	1/2	12.7	3/32	5.5	7/16	11.2	.032	.8
3	30H-16	1/4	6.4	2 1/32	15.7	13/32	10.3	3/4	19.1	.032	.8
4	30H-20	5/16	7.9	1 1/16	17.5	13/32	10.3	3/4	19.1	.032	.8
5	30H-23	3/8	9.5	23/32	18.2	13/32	10.3	3/4	19.1	.032	.8
6	30H-24	3/8	9.5	25/32	20.6	15/32	11.9	7/8	22.2	.032	.8
7	30H-27	7/16	11.2	3/4	19.1	13/32	10.3	3/4	19.1	.048	1.2
8	30H-28	7/16	11.2	13/16	20.6	15/32	11.9	7/8	22.2	.048	1.2
9	30H-31	1/2	12.7	25/32	20.6	13/32	10.3	3/4	19.1	.048	1.2
10	30H-38	5/8	15.7	27/32	21.4	13/32	10.3	3/4	19.1	.048	1.2
11	30H-46	13/16	20.6	15/16	23.8	13/32	10.3	3/4	19.1	.048	1.2
12	30H-50	5/8	7.9	1	25.4	13/32	10.3	3/4	19.1	.048	1.2
13	30H-60	1 1/16	36.5	1 1/4	31.8	13/32	10.3	3/4	19.1	.048	1.2



TS-6372

No.	Part No.	A		B		C		D		E	
1	31H-12	1/4	6.4	2 1/32	15.7	13/32	10.3	3/4	19.1	.050	1.3
2	31H-19	3/8	9.5	23/32	18.2	13/32	10.3	3/4	19.1	.050	1.3
3	31H-31	5/16	14.3	13/16	20.6	13/32	10.3	3/4	19.1	.050	1.3
4	31H-34	5/8	15.8	27/32	21.4	13/32	10.3	3/4	19.1	.050	1.3
5	31H-38	1 1/16	17.5	7/8	22.2	13/32	10.3	3/4	19.1	.050	1.3
6	31H-46	13/16	23.8	1	25.4	13/32	10.3	3/4	19.1	.050	1.3

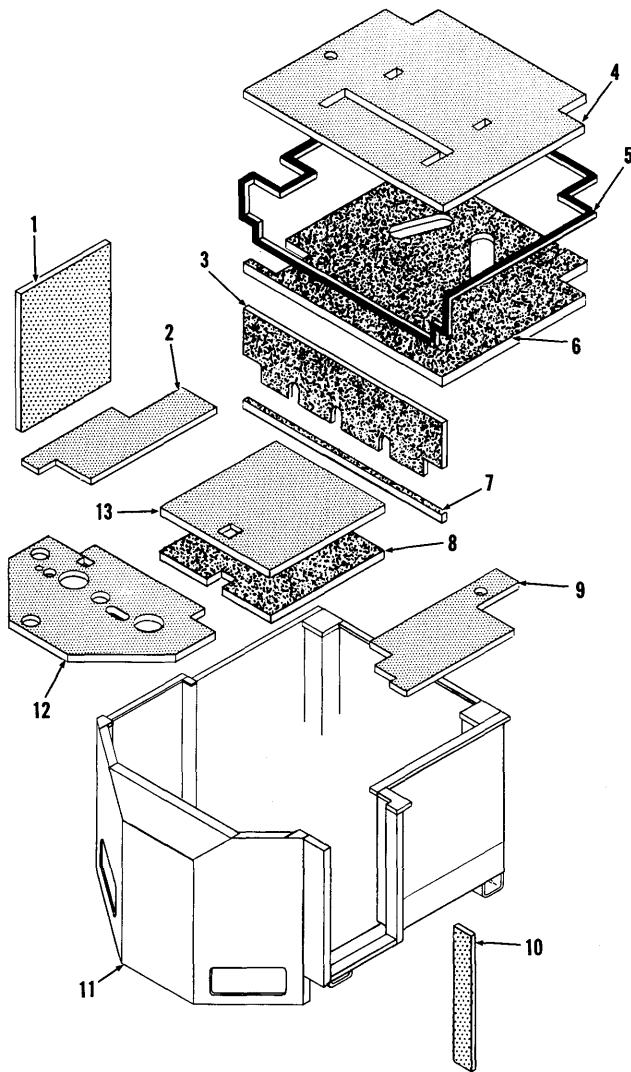
Cockpit Assembly



TS-13932

No.	Part No.	Qty.	Description
1	2509687	1	Cover
2	2506330	1	Door assy
3	25E-18	3	Washer
4	24C-620	3	Bolt
5	23E-06	3	Lockwasher
6	25E-18	2	Washer
7	24C-620	2	Bolt
8	23E-06	2	Lockwasher
9	25E-18	2	Washer
10	24C-620	2	Bolt
11	23E-06	2	Lockwasher
12	2506331	1	Plate
13	2506329	1	Angle
14	25E-18	3	Washer
15	23E-06	3	Lockwasher
16	24C-620	3	Bolt
17	2504139	1	Cockpit assy
18	18D-12	4	Nut
19	2509583	4	Mount
20	2509582	4	Sleeve
21	2509591	4	Plate

No.	Part No.	Qty.	Description
22	24C-1256	4	Bolt
23	2509583	4	Mount
24	2509584	4	Sleeve
25	25E-18	4	Washer
26	24C-620	4	Bolt
27	23E-06	4	Lockwasher
28	2509595	1	Plate
29	2509595	1	Plate
30	23E-06	4	Lockwasher
31	24C-620	4	Bolt
32	25E-18	4	Washer
33	2501805	2	Grommet
34	25E-18	2	Washer
35	23E-06	2	Lockwasher
36	24C-610	2	Bolt
37	90G-412	2	Screw
38	8E-04	2	Lockwasher
39	25E-14	2	Washer
40	24C-620	2	Bolt
41	23E-06	2	Lockwasher
42	25E-18	2	Washer

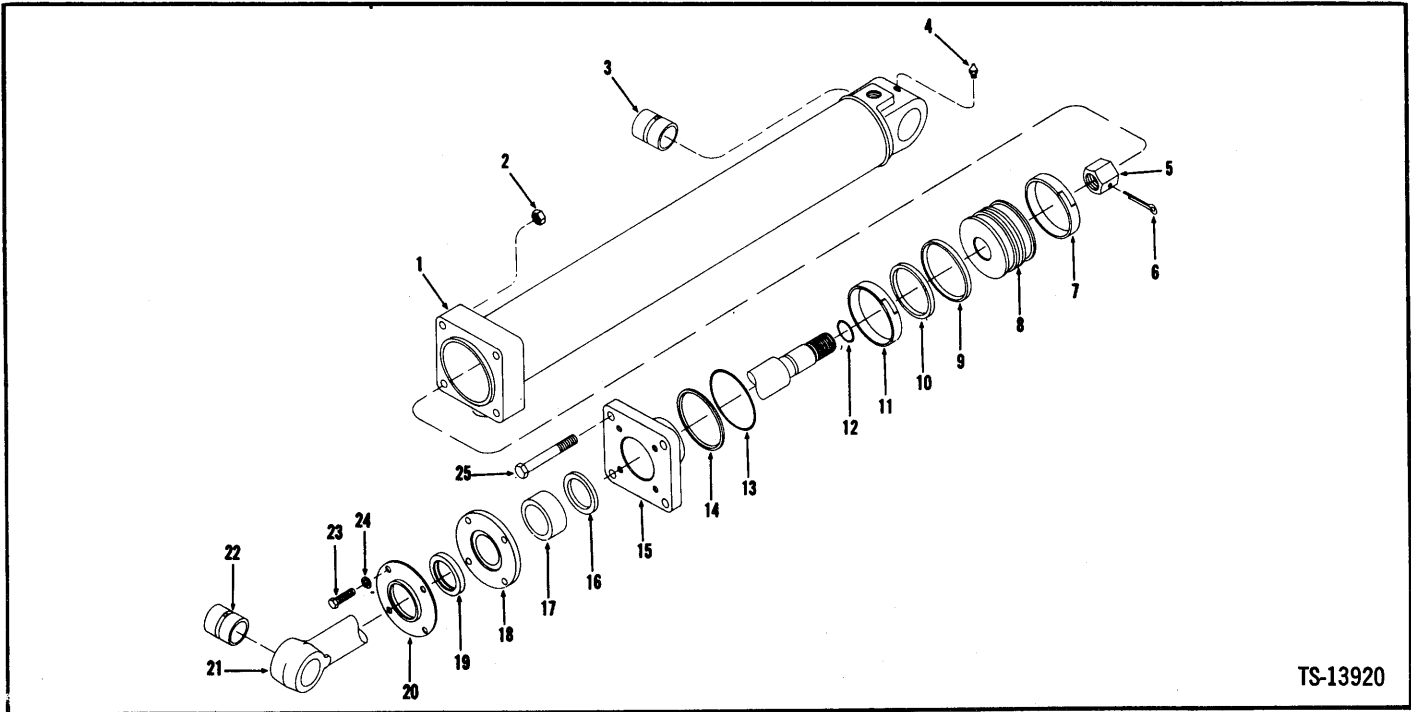


TS-14288

No.	Part No.	Qty.	Description
1	2509621	1	Foam insulation
2	2510569	1	Floormat
3	2510568	1	Insulation
4	2510572	1	Floormat
5	2949635	1	Gasket
6	2510574	1	Insulation
7	3949801	1	Gasket
8	2510567	1	Insulation
9	2510570	1	Floormat
10	2509590	1	Foam insulation
11	1-----	1	Cockpit
12	2510573	1	Floormat
13	2510571	1	Floormat

1See Index
 211 Ft. (3,3 cm)
 32 Ft. (0,62 m)

Cylinder Assembly, Boom – 4.5" (114,3 mm)



TS-13920

No.	Part No.	Qty.	Description
A	1,2 3980095	2	Cylinder assy
B	7,5 2516271	1	Kit
1	3980096	1	Cylinder
2	18D-08	4	Nut
3	3980101	1	Bushing
4	10H-25	1	Fitting grease
5	1519948	1	Nut
6	1F-844	1	Pin cotter
7	6-----	1	Wear ring
8	1503026	1	Piston
9	6-----	1	Outer ring
10	6-----	1	Inner ring
11	6-----	1	Wear ring
12	6-----	1	O-ring
13	6-----	1	O-ring
14	6-----	1	Ring back-up
15	3980104	1	Cap
16	3980105	1	Seal
17	3980106	1	Sleeve
18	3980107	1	Gland
19	2516952	1	Wiper seal
20	550089	1	Retainer
21	42500614	1	Rod assy
22	1519949	1	Bushing
23	18C-620	4	Bolt
24	4E-06	4	Lockwasher
25	18C-856	4	Bolt

¹Inc. 1 → 3, 5 → 25

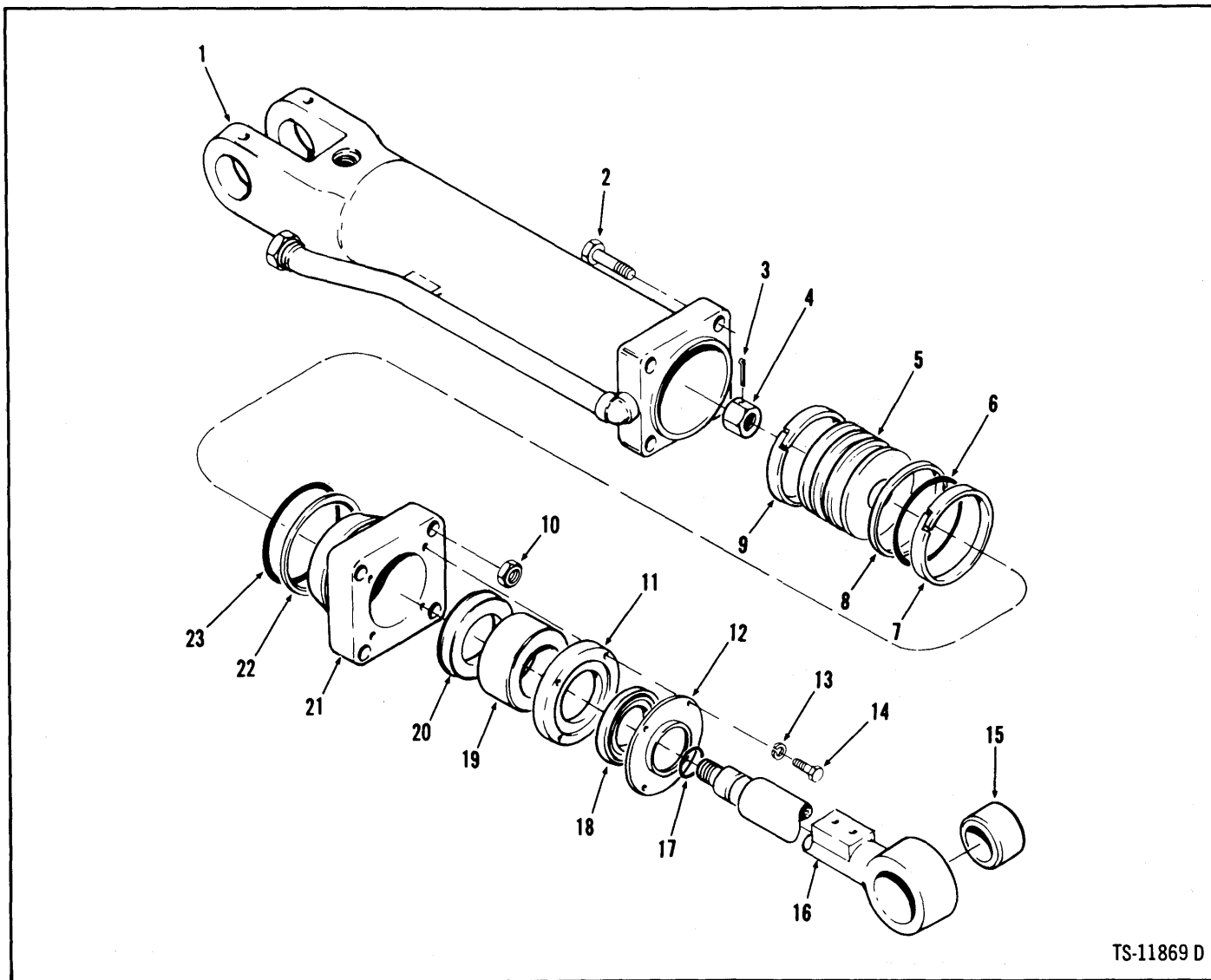
²used per machine. Quantities listed are for 1.

⁴Inc. 22

⁵Inc. 6, 7, 9 → 14, 16, 19

⁶See B

⁷For reference see Service Gram SG-597.



TS-11869 D

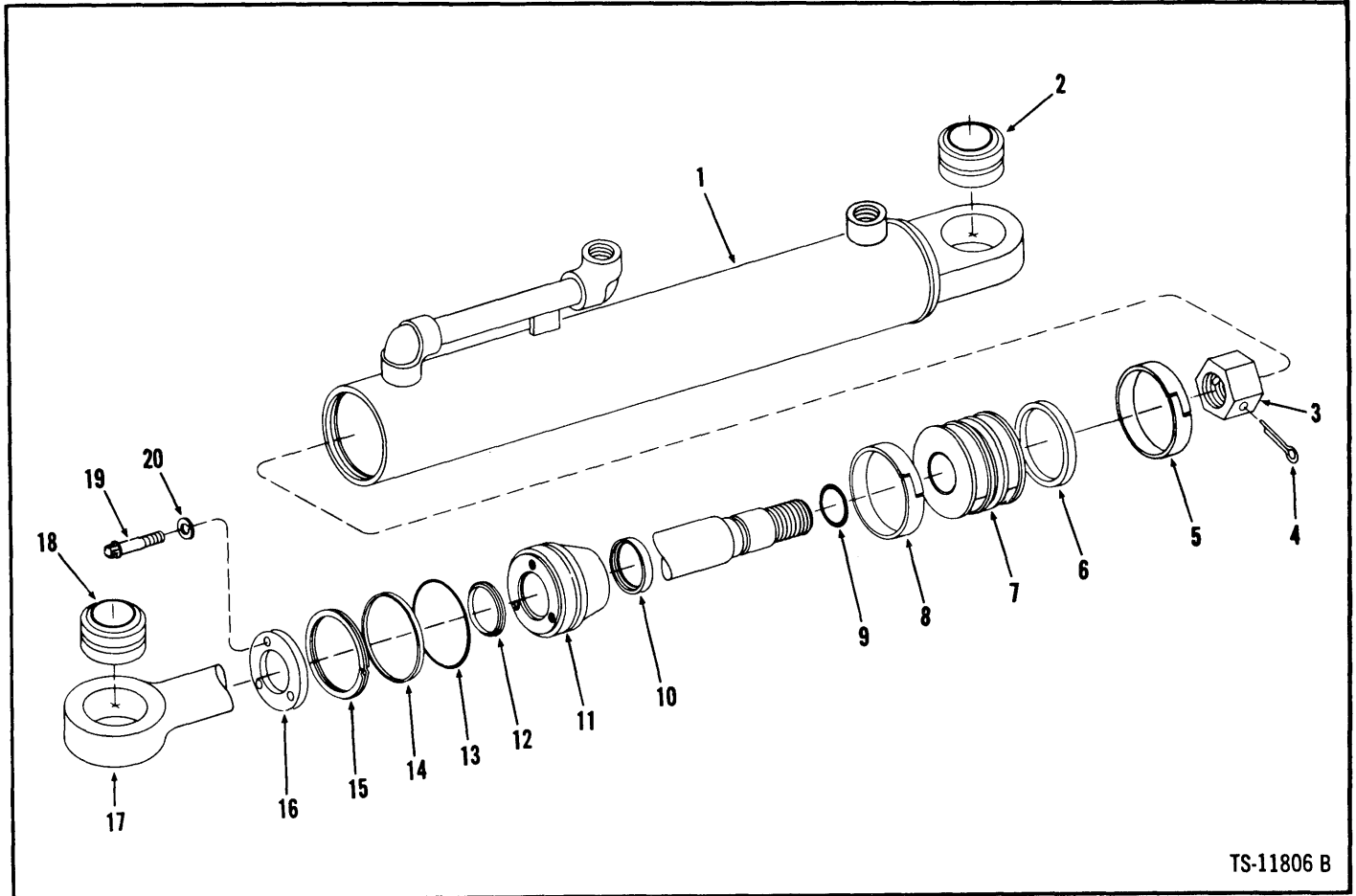
No.	Part No.	Qty.	Description
A	3980108	1	Cylinder assy RH
B	3980125	1	Cylinder assy LH
C	6,4 2516270	1	Kit
1	3980109	1	Cylinder RH
1A	3980126	1	Cylinder LH
2	24C-868	4	Bolt
3	18C-436	1	Bolt
3A	†64D-04	1	Nut
4	1535960	1	Nut
5	1503639	1	Piston
6	5-----	1	Inner ring
7	5-----	1	Wear ring
8	5-----	1	Outer ring
9	5-----	1	Wear ring
10	68D-08	4	Nut

No.	Part No.	Qty.	Description
11	3980123	1	Retainer
12	3980124	1	Retainer
13	4E-06	4	Lockwasher
14	18C-616	4	Bolt
15	3980068	1	Bushing
16	32500738	1	Rod assy RH
16A	32500737	1	Rod assy LH
17	5-----	1	O-ring
18	2513504	1	Seal
19	3980122	1	Gland
20	3980121	1	Seal
21	3980120	1	Cap
22	5-----	1	Ring back-up
23	5-----	1	O-ring

1Inc. 1, 2 → 16, 17 → 23
 2Inc. 1A, 2 → 15, 16A → 23
 3Inc. 15

4Inc. 6 → 9, 17, 18, 20, 22, 23
 5See C
 6For reference see Service Gram SG-597

Cylinder Assembly, Steering – 2.5" (63.5 mm)



TS-11806 B

No.	Part No.	Qty.	Description
A	^{1,2} 3980906	2	Cylinder assembly
B	^{5,3} 2516272	1	Kit
1	3980908	1	Cylinder
2	669928	1	Bushing
3	2500079	1	Nut
4	1F-628	1	Pin cotter
5	⁴ ----	1	Wear ring
6	⁴ ----	1	Seal
7	3980913	1	Piston
8	⁴ ----	1	Wear ring
9	⁴ ----	1	O-ring
10	⁴ ----	1	T-ring
11	3980911	1	Cap
12	3980839	1	Wiper seal
13	58K-228	1	O-ring
14	532948	1	Ring back-up
15	2506408	1	Ring snap
16	3980916	1	Retainer
17	3980907	1	Rod
18	669928	1	Bushing
19	93G-512	3	Bolt
20	4E-05	3	Lockwasher

¹Incl. 1 → 20

²2 used per machine. Quantities listed are for 1.

³Incl. 4 → 6, 8 → 10, 12 → 15

⁴See B

⁵For reference see Service Gram SG-597

(

(

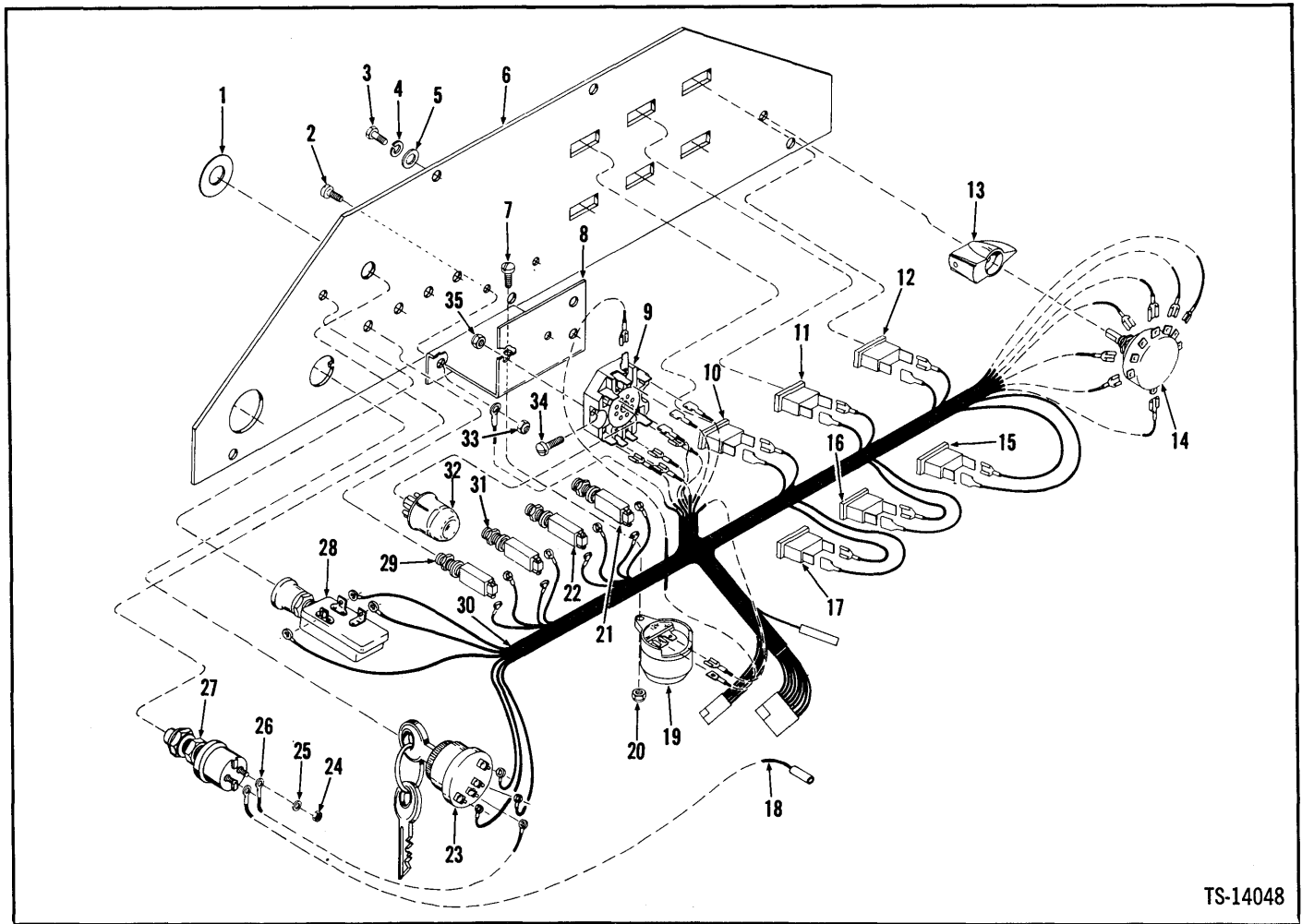
(

(

(

(

(



TS-14048

No.	Part No.	Qty.	Description
1	1516487	1	Disc
2	89G-410	2	Screw
3	23C-408	5	Bolt
4	4E-04	5	Lockwasher
5	25E-14	5	Washer
6	2505667	1	Inst panel
7	86G-612	1	Screw
8	2506688	1	Bracket
9	2506492	1	Diode base
10	2505349	1	Light generator
11	2505349	1	Light air press
12	2505349	1	Light eng oil press
13	2505401	1	Knob
14	2505402	1	Switch
15	2505349	1	Light park brake
16	2505349	1	Light eng temp
17	2505349	1	Light conv temp
18	3907250	1	Wire
19	2511944	1	Buzzer

No.	Part No.	Qty.	Description
19A	†2511945	1	Bracket
20	51D-6	1	Nut
21	‡2503216	1	Circ brkr lights
22	‡1516648	1	Circuit breaker horn
23	2513385	1	Switch starter
23A	961751	1	Key
24	§4-----	2	Nut
25	§4-----	2	Washer
26	2510303	1	Wire
27	‡600259	1	Switch
27A	†857420	1	Boot
28	2514253	1	Switch light
29	‡1513546	1	Circ brkr buck level
30	3907520	1	Harness
31	‡1513546	1	Circ brkr warn light
32	2506494	7	Diode module
33	17D-1	2	Nut
34	86G-1010	2	Screw
35	51D-10	2	Nut

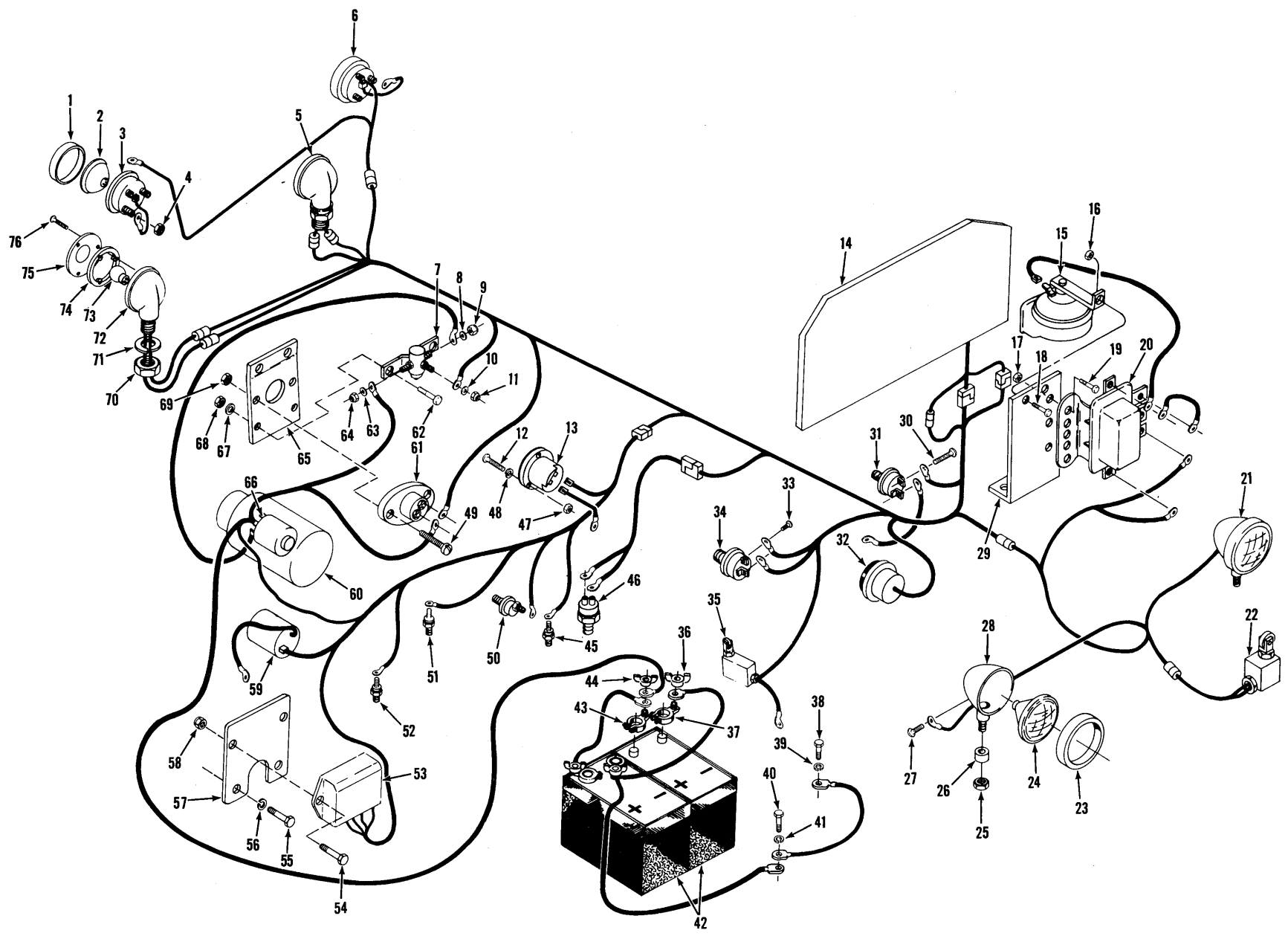
‡35 Amp.

‡35 Amp.

‡See 27

‡Inc. 24, 25, 27A

‡1 Amp.



E4-1

(1D2)

PM 3016
Printed in U.S.A.

TS-14145

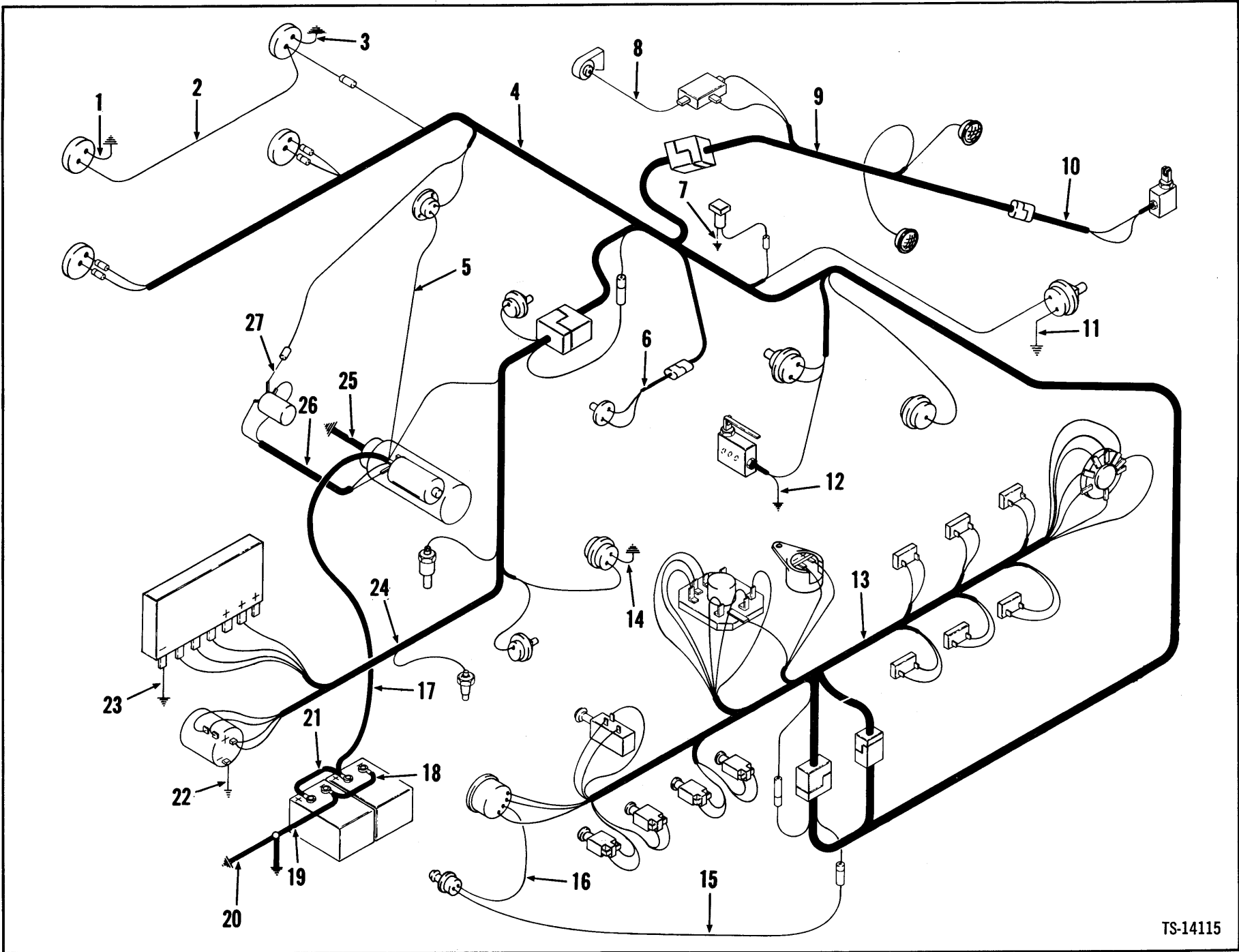
Electrical System



No.	Part No.	Qty.	Description
1	² 946389	2	Retnr back-up light
1A	³ 949357	2	Retnr back-up light
2	944907	2	Sealed unit
3	§ ⁴ _____	2	Housing
3A	†953310	2	Screw
4	50D-10	6	Nut
5	^{†5,6} 3984781	2	Light stop & tail
6	⁷ 546921	2	Light back-up
7	⁸ 551530	1	Switch
8	23E-05	2	Lockwasher
9	62D-05	2	Nut
10	17E-8	1	Lockwasher
11	12D-8	2	Nut
12	85G-610	3	Screw
13	1743825	1	Hourmeter
14	1_____	1	Inst panel
15	885083	1	Horn
16	18D-05	4	Nut
17	50D-10	3	Nut
18	24C-516	4	Bolt
19	85G-1008	3	Screw
20	647310	1	Horn relay
21	⁹ 547529	2	Headlight assy
22	1767868	1	Switch limit
22A	990556	1	Arm
23	² 946389	2	Retainer headlight
23A	³ 949357	2	Retainer headlight
24	944907	2	Sealed unit
25	17D-06	2	Nut
26	652448	2	Spacer
27	953310	2	Screw
28	§ ¹⁰ _____	2	Housing
29	3950689	1	Bracket
30	85G-804	2	Screw
31	¹¹ 1537354	1	Switch low air
32	5200219	1	Horn button kit
33	85G-1004	2	Screw
34	636260	1	Switch stop light
35	3951644	1	Switch park brk light
36	§ ¹² _____	2	Nut
37	¹³ 2512414	2	Terminal
38	24C-610	1	Bolt
39	5E-06	1	Lockwasher

No.	Part No.	Qty.	Description
40	24C-610	1	Bolt
41	5E-06	1	Lockwasher
42	¹⁴ 3950272	2	Battery - Japan
43	¹⁵ 2512415	2	Terminal
44	§ ¹⁷ _____	2	Nut
45	¹⁸ _____	1	Switch thermo start
46	236395	1	Switch neutral start
47	50D-6	3	Nut
48	12E-6	3	Lockwasher
49	85G-1218	2	Bolt
50	1513841	1	Switch eng oil press
51	1513839	1	Switch conv temp
52	1767969	1	Switch eng temp
53	1_____	1	Regulator
54	46G-1010	2	Bolt
55	24C-712	2	Bolt
56	4E-07	2	Lockwasher
57	2509953	1	Bracket
58	51D-10	2	Nut
59	1_____	1	Generator
60	1_____	1	Starter
61	¹⁹ 6001501	1	Circuit breaker
62	24C-412	2	Bolt
63	23E-05	2	Lockwasher
64	62D-05	2	Nut
65	2509935	1	Bracket
66	²⁰ _____	1	Solenoid
67	25E-13	2	Washer
68	18D-04	2	Nut
69	50D-12	2	Nut
70	²² 18D-08	2	Nut
70A	²⁴ 2DM-14	2	Nut
71	²² 4E-08	2	Lockwasher
71A	²⁴ 6EM-140	2	Lockwasher
72	§ ²¹ _____	2	Housing
73	942746	2	Bulb
73A	†3902714	2	Bulb
74	† ²² _____	2	Gasket
75	^{22,23} 990774	2	Lens kit
75A	† ²⁴ 3902716	2	Lens
76	²² 85G-610	6	Screw
76A	† ²⁴ 3902715	8	Screw

¹ See Index
² For "John W. Hobbs"
³ For "Guide Lamp"
⁴ See 6
⁵ For replacement use 1545134 in U.S.A. Inc. 70, 71, 72, 73, 74, 75, 76
⁶ Inc. 70A, 71A, 72, 73A, 75A, 76A - Japan
⁷ Inc. 1, 2, 3
⁸ Inc. 8 → 11, 63, 64
⁹ Inc. 23, 24, 27, 28
¹⁰ See 21
¹¹ Inc. 30
¹² See 37
¹³ Inc. 36 For use with 1310121 Batteries
¹⁴ For replacement use 1310121 Battery plus 1-2512415 Terminal & 1-2512414 Terminal in U.S.A.
¹⁵ Inc. 44 For use with 1310121 Batteries
¹⁶ See 43
¹⁷ See 43
¹⁸ See Engine Parts Manual
¹⁹ 70 Amp.
²⁰ See Starter
²¹ See 5 or 5A
²² For 1545134 Light only
²³ Inc. 74, 76
²⁴ For 3984781 Light only



Electrical Wiring & Battery Cables



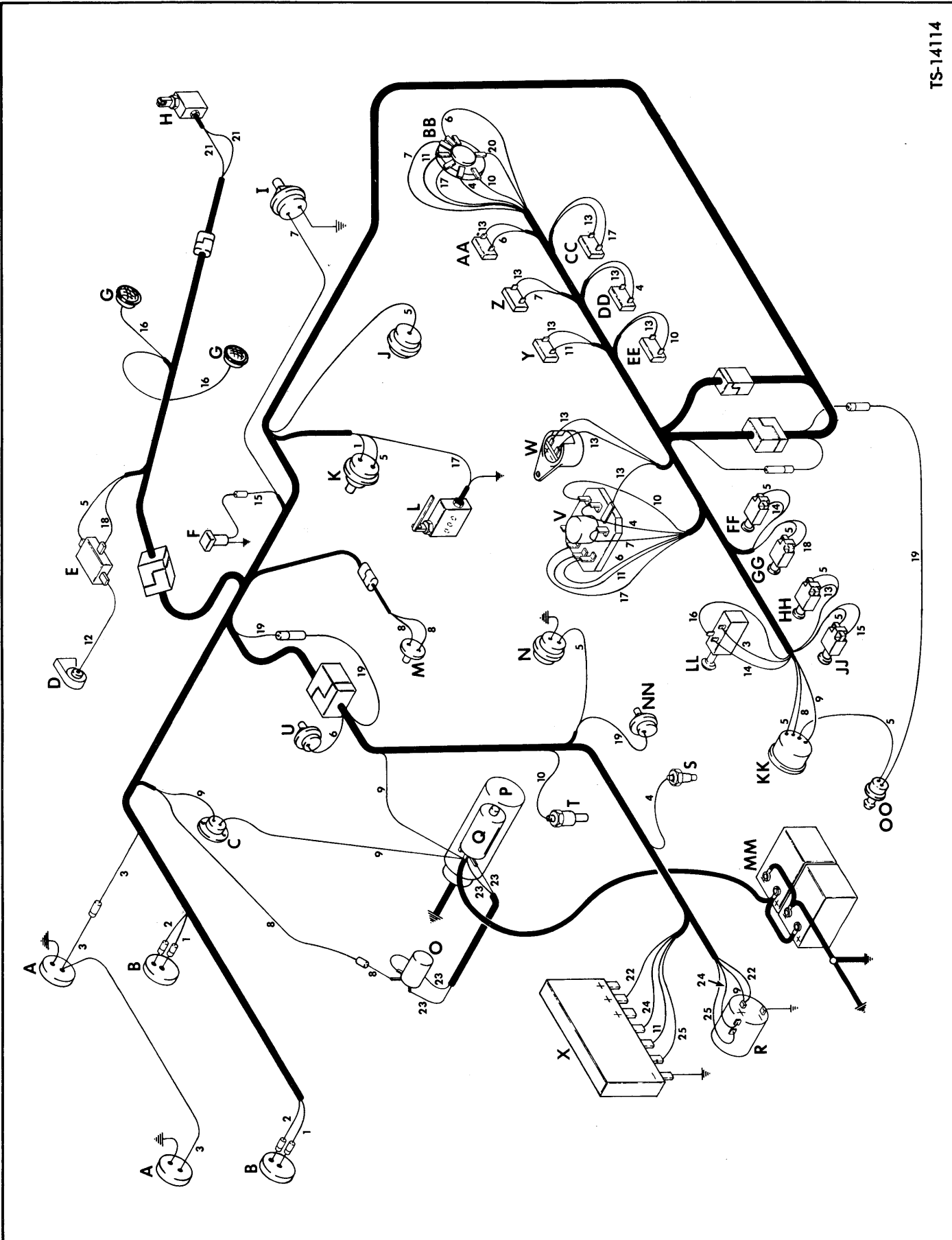
No.	Part No.	Qty.	Description
1	1515900	1	Wire
2	3907513	1	Wire
3	1515900	1	Wire
4	3907516	1	Harness
5	3902790	1	Wire
6	3907514	1	Wire
7	3907506	1	Wire
8	557438	1	Wire
9	3907517	1	Harness
10	3907518	1	Harness
11	1549382	1	Wire
12	1515900	1	Wire
12A	† 3907522	1	Wire
13	3907520	1	Harness
14	558960	1	Wire
15	3907511	1	Wire
16	2510303	1	Wire
17	² 3955149	1	Cable
18	² 3950961	1	Cable
19	² 532549	1	Cable
20	532549	1	Cable
21	² 3950961	1	Cable
22	2502238	1	Wire
23	558960	1	Wire
24	3907521	1	Harness
25	2510332	1	Wire
26	3902791	1	Harness
27	3907505	1	Wire
28	† ^{2,3} 2510367	1	Cable
29	† ^{2,4} 2501773	1	Cable
30	⁵ 2511888	1	Wire

²When batteries with round posts are in machine one (1) 2510367 Cable will replace one (1) each of 3955149 & 3950961 Cables, one (1) 2501773 Cable will replace one (1) each of 3950961 & 532549 Cables.

³Batteries to Starter

⁴Batteries to Frame

⁵Hood Ground



Ref. No.	Color	Color Code
1.	Yellow & Red	Stop Lights to Stop Light Switch
2.	Yellow	Tail Lights to Instrument Panel Plug (Joins White & Red)
3.	Lavender	Rear Floodlamps to Light Switch
4.	Brown	Engine Temp. Sender to Engine Temp. Warning Light, Diode Block & Test Switch
5.	Red & White	Ignition Switch to Circuit Breakers, Hourmeter, Switches & Horn Relay
6.	Green	Engine Oil Press. Sender to Engine Oil Press. Warning Light, Diode Block & Test Switch
7.	Light Green	Air Press. Sender to Air Press. Warning Light, Diode Block & Test Switch
8.	White	Ignition Switch to Neutral Start Switch to Starter Relay
9.	Red #10	Generator to Starter Solenoid to 70 Amp. Circuit Breaker to Ignition Switch
10.	White & Black	Converter Temp. Sender to Converter Temp. Warning Light, Diode Block & Test Switch
11.	Green & White	Voltage Regulator to Generator Warning Light, Diode Block & Test Switch
12.	Black	Horn Relay to Horn
13.	Red & Green	1 Amp. Circuit Breaker to Warning Lights, Buzzer, Diode Block & Test Switch
14.	Red & Lavender	35 Amp. Circuit Breaker to Light Switch
15.	Red & Black	1 Amp. Circuit Breaker to Bucket Leveler Plug to Bucket Leveler Solenoid (Joins Optional at Plug)
16.	White & Red	Light Switch to Headlamps
17.	Black & White	Parking Brake Switch to Parking Brake Warning Light, Diode Block & Test Switch
18.	White & Lavender	5 Amp. Circuit Breaker to Horn Relay
19.	Black & Red	Cold Start Button to Thermo Start Switch
20.	Black	Test Switch to Ground
21.	Optional	Bucket Leveler Limit Switch to Bucket Leveler Plug (Joins Red & Black)
22.	Red	Generator + Terminal to Voltage Regulator + Terminal
23.	Black	Starter Relay to Starter Solenoid
24.	White & Yellow	Voltage Regulator F Terminal to Generator F Terminal
25.	Black & Yellow	Generator A Terminal to Voltage Regulator A Terminal

45B Perkins

A – Omit	O – Starter Relay	BB – Test Switch
B – Omit	P – Starter	CC – Parking Brake Warning Light
C – 70 Amp. Circuit Breaker	Q – Starter Solenoid	DD – Engine Temp. Warning Light
D – Horn	R – Generator	EE – Converter Temp. Warning Light
E – Horn Relay	S – Engine Temp. Sender	FF – 35 Amp. Circuit Breaker
F – Bucket Leveler Solenoid	T – Converter Temp. Sender	GG – 5 Amp. Circuit Breaker
G – Omit	U – Engine Oil Press. Sender	HH – 1 Amp. Circuit Breaker
H – Bucket Leveler Limit Switch	V – Diode Block	JJ – 1 Amp. Circuit Breaker
I – Air Press. Sender	W – Buzzer	KK – Ignition Switch
J – Horn Switch	X – Voltage Regulator	LL – Light Switch
K – Stop Light Switch	Y – Generator Warning Light	MM – Batteries
L – Parking Brake Switch	Z – Air Press. Warning Light	NN – Thermo Start
M – Neutral Start Switch	AA – Engine Oil Press. Warning Light	OO – Cold Start Button
N – Hourmeter		



All orders for engine assembly or components thereof should be placed with the nearest Perkins or Lucas Distributor. To obtain proper items, it is necessary to provide your engine model, serial number and necessary group type number for the equipment required. This data is stamped on the options and accessories plate on the rocker cover of engine.

Engine Accessories

No.	Part No.	Qty.	Description
1	*23551819	1	Generator
2	*3,173551918	1	Starter
3	*42411280	1	Fuel injection pump
4	*5961101	6	Nozzle and injector
5	*6,7,173575788	1	Fan
6	*8,9,172514462	1	Fan
7	*10,143411279	1	Air compressor
7	*15,16-----	1	Air compressor
8	*11,173968001	1	Regulator
9	*7,12961102	1	Filter assy fuel
10	*9,13961154	1	Filter assy fuel

Engine Belts

No.	Part No.	Qty.	Description
11	*73981921	2	Belt fan match set
12	*9961046	1	Belt fan
13	*93725272	1	Belt generator

Engine & Hydraulic System – Filter Replacement Elements

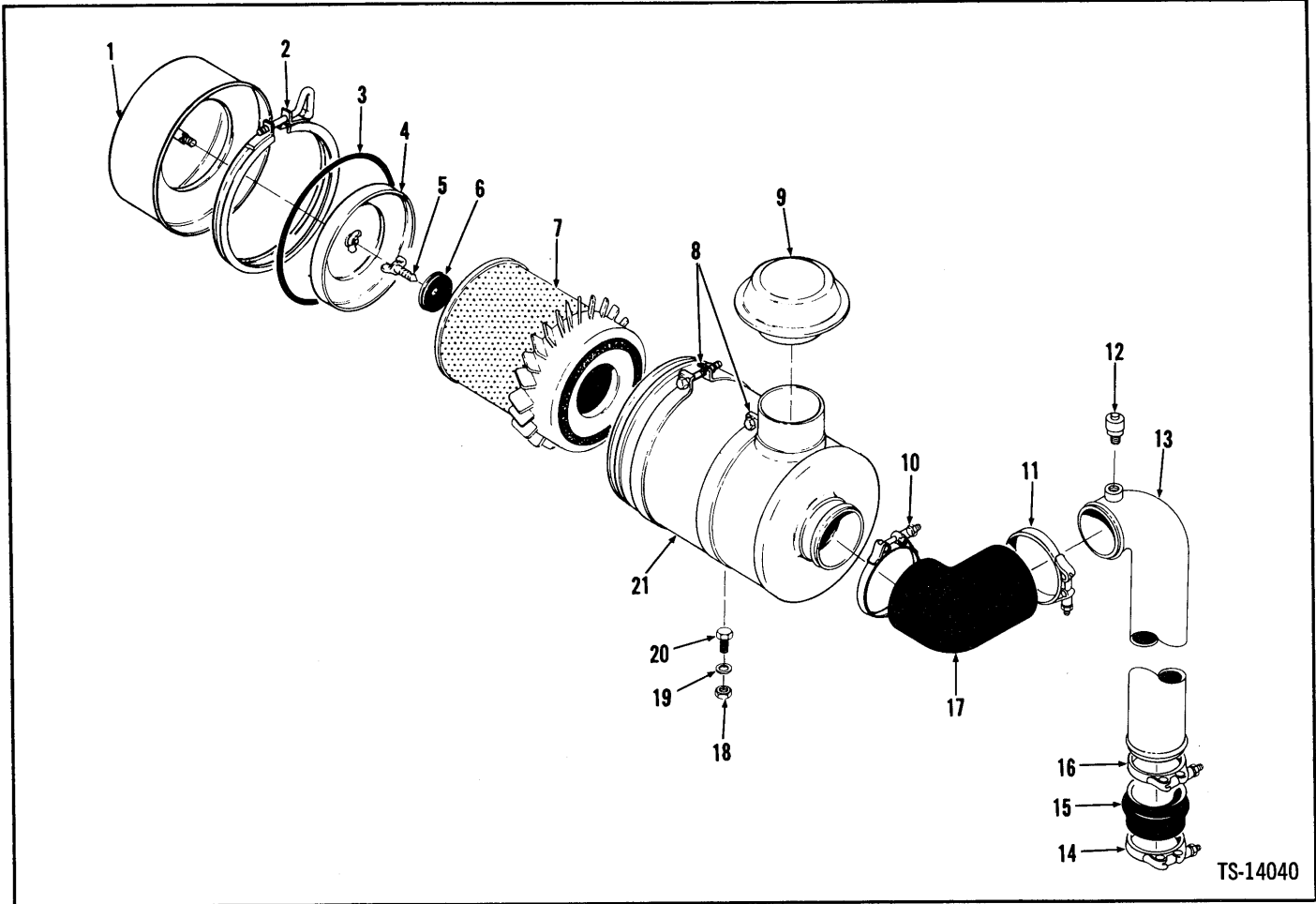
No.	Part No.	Qty.	Description
14	944954	1	Element air cleaner
15	¹⁸ 1530600	1	Element resvr press
16	*960698	1	Element lube oil
17	*73981922	1	Element fuel
18	*9961048	2	Element fuel

²Lucas #E1260 A 030 – Model AC5A 12-3
³Lucas #26358A – Model M50
⁴Lucas #MR 72-750/3/2460 – Model 3262 F 888
⁵Lucas #5281607
⁶Perkins #31258155
⁷For 4189C101JAC → 4189C999JAC only
⁸Perkins #31258146
⁹For 4189D101JAC & → only
¹⁰Perkins #2488664
¹¹Lucas #1697A220 – Model 440A – 12-2
¹²Lucas #5386B250
¹³Lucas #2FASL5863A040
¹⁴For 4189C101JAC → 4189D497JAC
¹⁵Perkins #2488608
¹⁶For 4189D498JAC & →

¹⁷For Delco Remy parts see SG-709.
¹⁸Ref. SG-721.

*NOTE: The above listed accessory items are furnished by the engine manufacturer. Specifications on these items are subject to change without notice. It is, therefore, recommended that complete model, specifications and serial number of the engine be provided to your Perkins Engine or Lucas Distributor when ordering these parts.

Engine Air Cleaner & Connections*



TS-14040

No.	Part No.	Qty.	Description
A	² 1632441	1	Air cleaner assy
1	894652	1	Cup
2	947242	1	Clamp
3	886288	1	Gasket
4	894653	1	Baffle
5	886285	1	Bolt
6	886287	1	Washer
7	944954	1	Element
8	420945	2	Band
9	568391	1	Cap
10	539042	1	Clamp
11	539042	1	Clamp
12	1721628	1	Service indicator
13	2511094	1	Tube
14	545153	1	Clamp
15	1522450	1	Adapter
16	539042	1	Clamp
17	515425	1	Hose
18	18D-06	4	Nut
17	25E-18	4	Washer
20	24C-616	4	Bolt
21	§ ³ -----	1	Body

*4189C101JAC → 4189C999JAC

²Incl. 1 → 7, 21

³See A

(

(

(

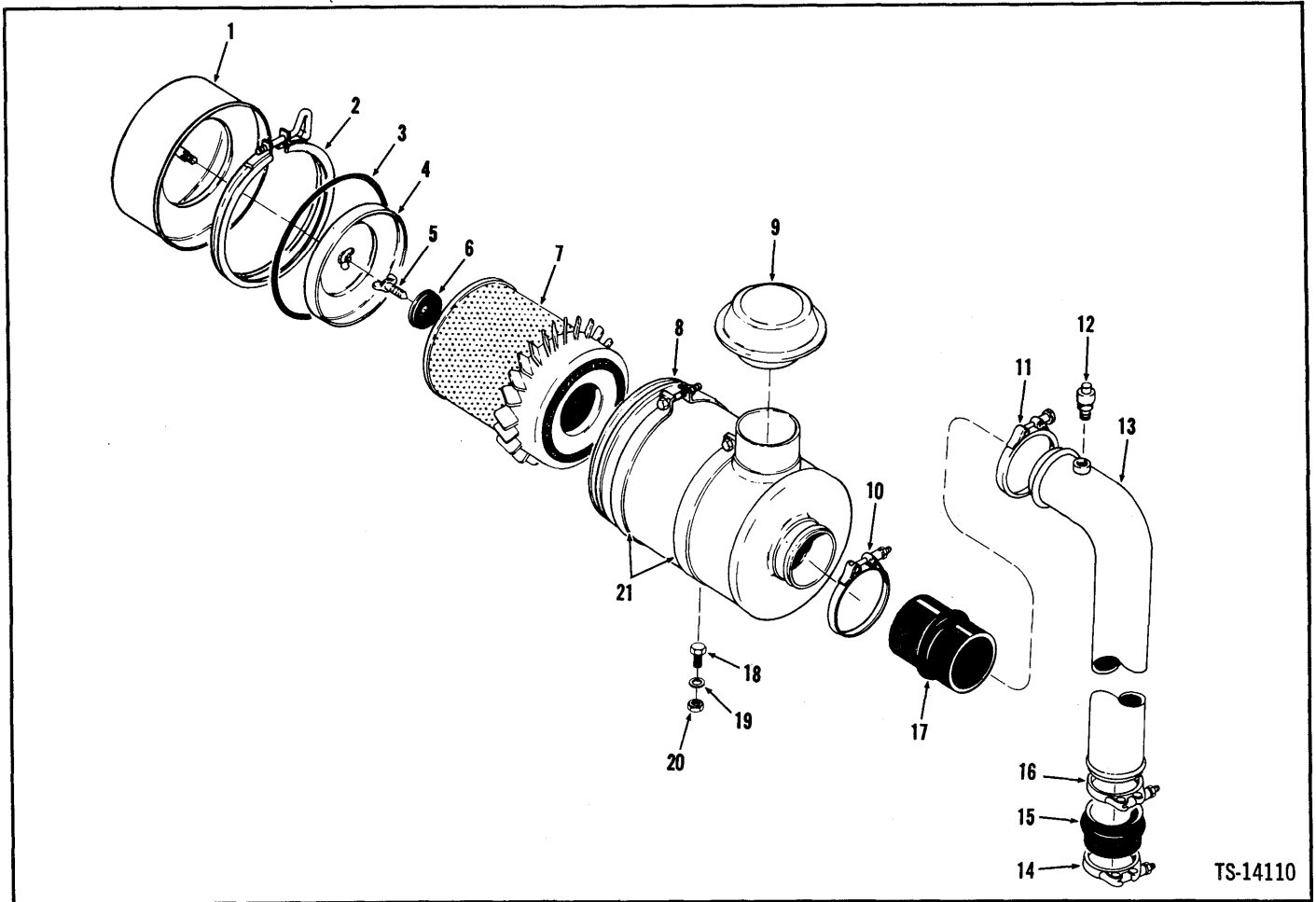
(

(

(

(

Engine Air Cleaner & Connections*



TS-14110

No.	Part No.	Qty.	Description
A	² 1632441	1	Air cleaner assy
1	894652	1	Cup
2	947242	1	Clamp
3	886288	1	Gasket
4	894653	1	Baffle
5	886285	1	Bolt
6	886287	1	Washer
7	944954	1	Element
8	³ -----	1	Body
9	568391	1	Cap
10	539042	1	Clamp
11	539042	1	Clamp
12	1721628	1	Service indicator
13	⁴ 2511094	1	Tube
13A	⁵ 2519049	1	Tube
14	545153	1	Clamp
15	1522450	1	Adapter
16	539042	1	Clamp
17	515424	1	Hose
18	24C-612	4	Bolt
19	25E-18	4	Washer
20	18D-06	4	Nut
21	420945	1	Bank

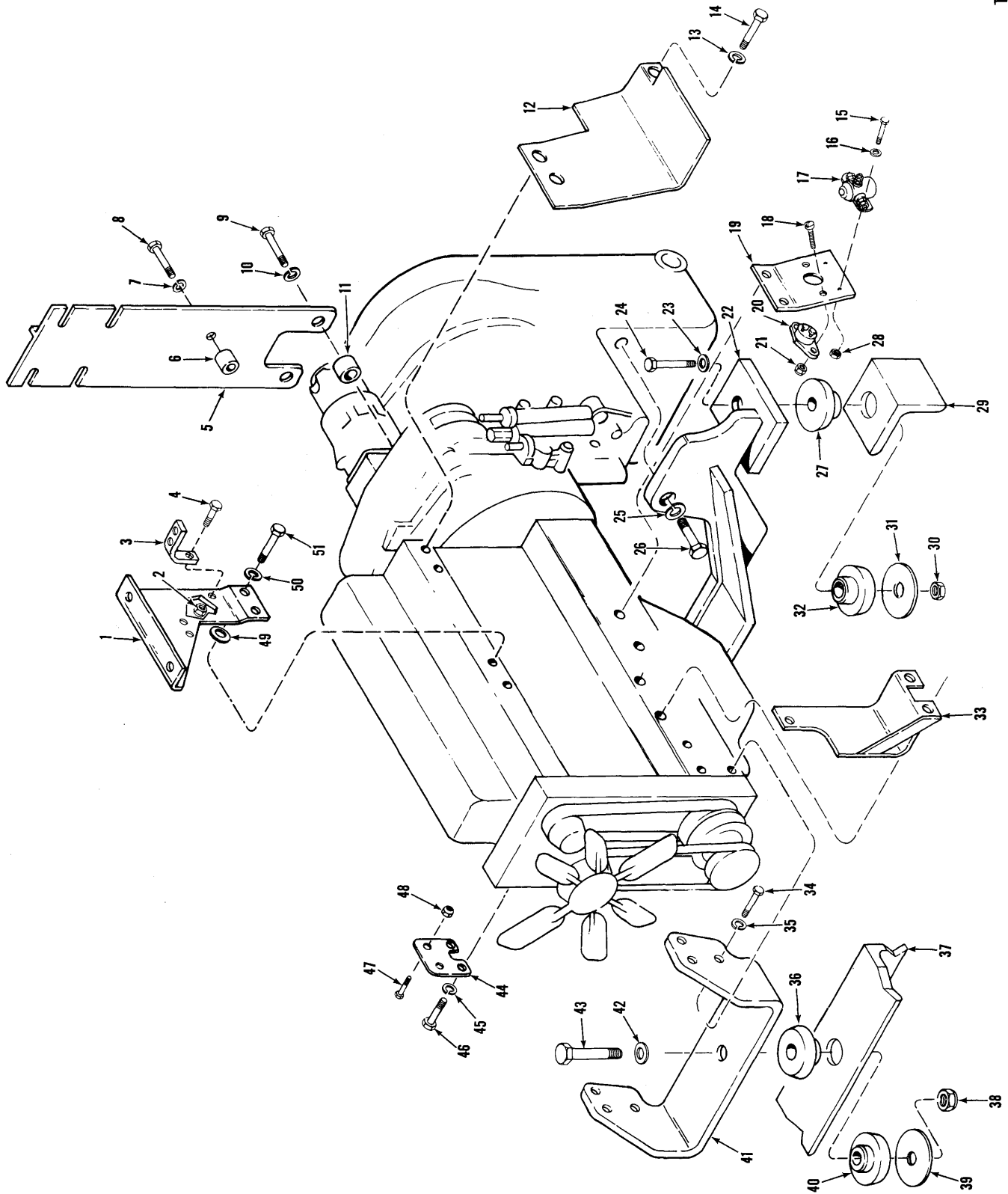
*4189D101JAC & →

²Inc. 1 → 8

³See A

⁴For 4189D101JAC → 497JAC

⁵For 4189D498JAC & →



Engine & Transmission Mountings

No.	Part No.	Qty.	Description
1	2509943	1	Bracket
2	² 18D-04	1	Nut
3	² 2509933	1	Bracket
4	² 24C-414	1	Bolt
5	2509944	1	Bracket
6	652484	1	Spacer
7	4E-05	1	Lockwasher
8	24C-528	1	Bolt
9	23C-728	2	Bolt
10	4E-07	2	Lockwasher
11	572337	2	Spacer
12	2509936	1	Shield
13	4E-08	1	Lockwasher
14	23C-812	1	Bolt
15	24C-412	2	Bolt
16	25E-13	2	Washer
17	551530	1	Switch
18	85G-1020	2	Bolt
19	2509935	1	Bracket
20	³ 6001501	1	Circuit breaker
21	50D-10	2	Nut
22	2503512	1	Mount transm
23	25E-27	2	Washer
24	24C-1272	2	Bolt
25	4E-12	4	Lockwasher
26	23C-1232	4	Bolt
27	1529027	2	Dampener
28	18D-04	2	Nut
29	¹ -----	1	Frame rear
30	18D-12	2	Nut
31	2503001	2	Washer
32	1529027	2	Dampener
33	⁴ 2511119	1	Cover
33A	^{†2} 2509945	1	Cover
34	⁵ 24C-724	6	Bolt
34A	^{†6} 23C-1024	6	Bolt
35	⁵ 4E-07	6	Lockwasher
35A	^{†6} 4E-10	6	Lockwasher
36	1529027	1	Dampener
37	¹ -----	1	Frame rear
38	18D-12	1	Nut
39	2503001	1	Washer
40	1529027	1	Dampener
41	⁵ 2508619	1	Mount engine
41A	^{†6} 2515582	1	Mount engine
42	25E-27	1	Washer
43	24C-1272	1	Bolt
44	2509953	1	Bracket
45	4E-07	2	Lockwasher
46	24C-712	2	Bolt
47	85G-1010	2	Bolt
48	50D-10	2	Nut
49	25E-17	1	Washer
50	4E-06	2	Lockwasher
51	24C-616	2	Bolt

¹See Index

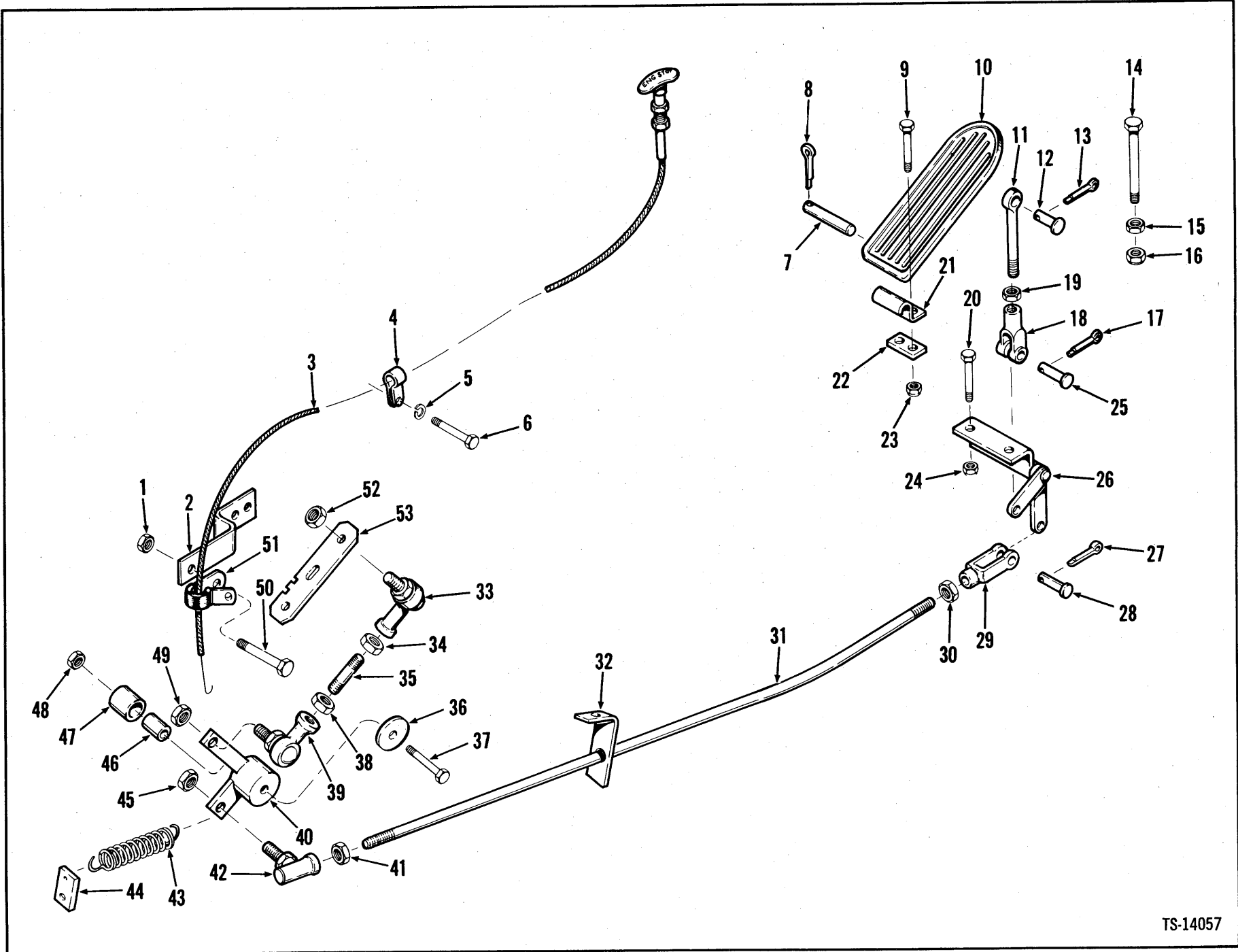
²4189D101JAC & → only

³70 Amp.

⁴4189C101JAC → 4189C999JAC only

⁵4189C101JAC → 4189D205JAC, 232JAC, 233JAC, 236JAC, 240JAC

⁶4189D206JAC → 231JAC, 234JAC, 235JAC, 237JAC → 239JAC, 241JAC & →



E16-1

(1D13)

PM 3016
Printed in U.S.A.

TS-14057

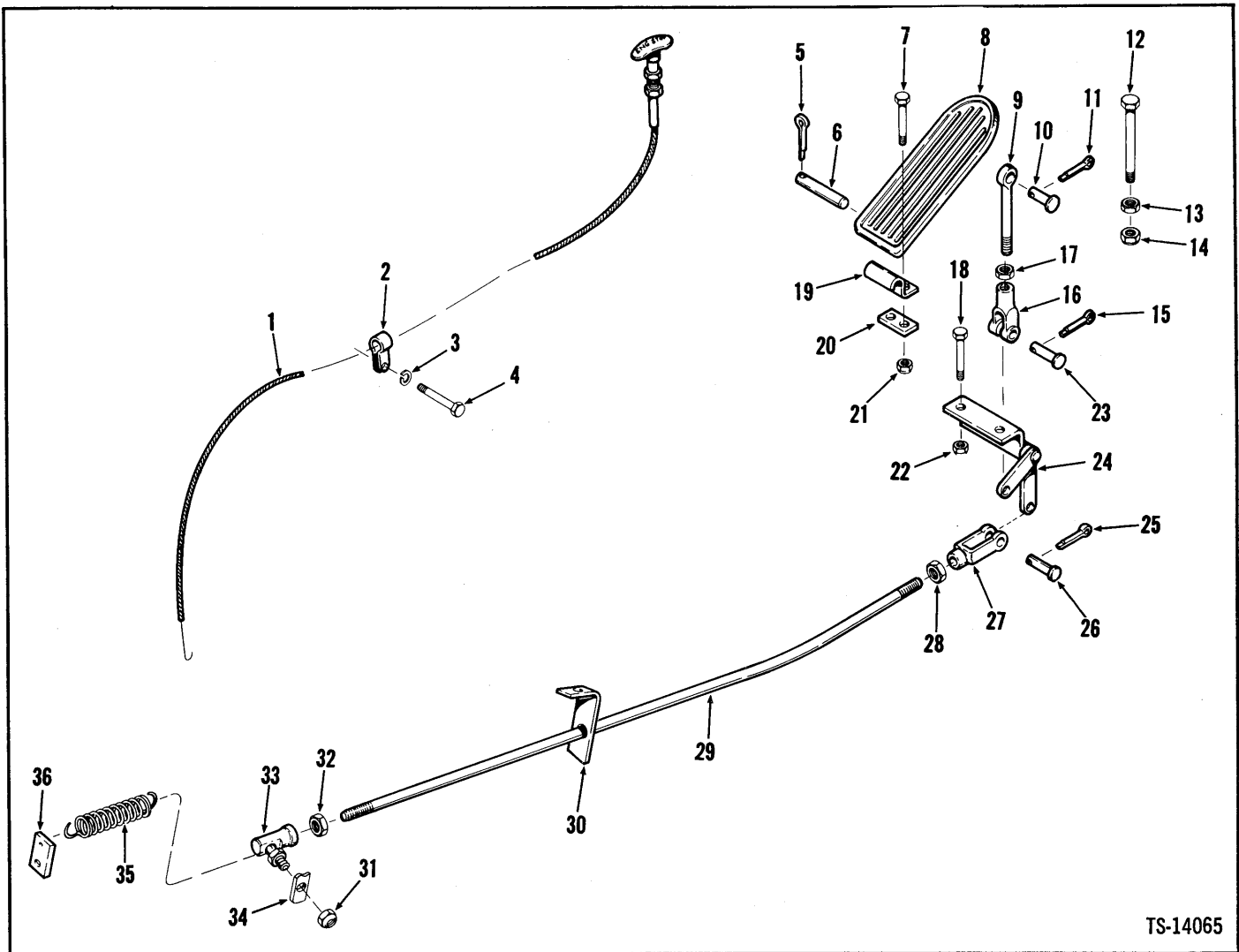
Engine Controls*

MICHIGAN

No.	Part No.	Qty.	Description
1	18D-04	1	Nut
2	2511116	1	Bracket
3	1520193	1	Eng stop cable
4	30H-16	1	Clip
5	4E-06	1	Lockwasher
6	24C-612	1	Bolt
7	623762	1	Pin
8	1F-316	1	Pin cotter
9	24C-416	2	Bolt
10	623829	1	Pedal accelerator
11	550619	1	Rod
12	4F-04051	1	Pin
13	1F-207	1	Pin cotter
14	24C-432	1	Bolt
15	8D-04	1	Nut
16	18D-04	1	Nut
17	1F-207	1	Pin cotter
18	2J-4200	1	Clevis
19	8D-04	1	Nut
20	24C-412	2	Bolt
21	1544695	1	Bracket
22	572556	1	Spacer
23	18D-04	2	Nut
24	18D-04	2	Nut
25	4F-04051	1	Pin
26	3980430	1	Bellcrank assy
27	1F-207	1	Pin cotter
28	4F-04051	1	Pin
29	2J-4200	1	Clevis
30	8D-04	1	Nut
31	2509938	1	Rod assy
32	2509937	1	Bracket
33	1321366	1	Ball joint
34	8D-04	1	Nut
35	2511122	1	Rod
36	25E-17	1	Washer
37	24C-632	1	Bolt
38	8D-04	1	Nut
39	1321366	1	Ball joint
40	2511118	1	Relay
41	8D-04	1	Nut
42	1306167	1	Ball joint
43	551014	1	Spring
44	2510390	1	Spring clip
45	66D-04	1	Nut
46	3981602	1	Sleeve
47	3200076	1	Bushing
48	18D-06	1	Nut
49	18D-04	1	Nut
50	24C-412	1	Bolt
51	30H-14	1	Clip
52	18D-04	1	Nut
53	2511117	1	Lever

*4189C101JAC → 4189C999JAC

‡Inc. 29, 30, 41, 42



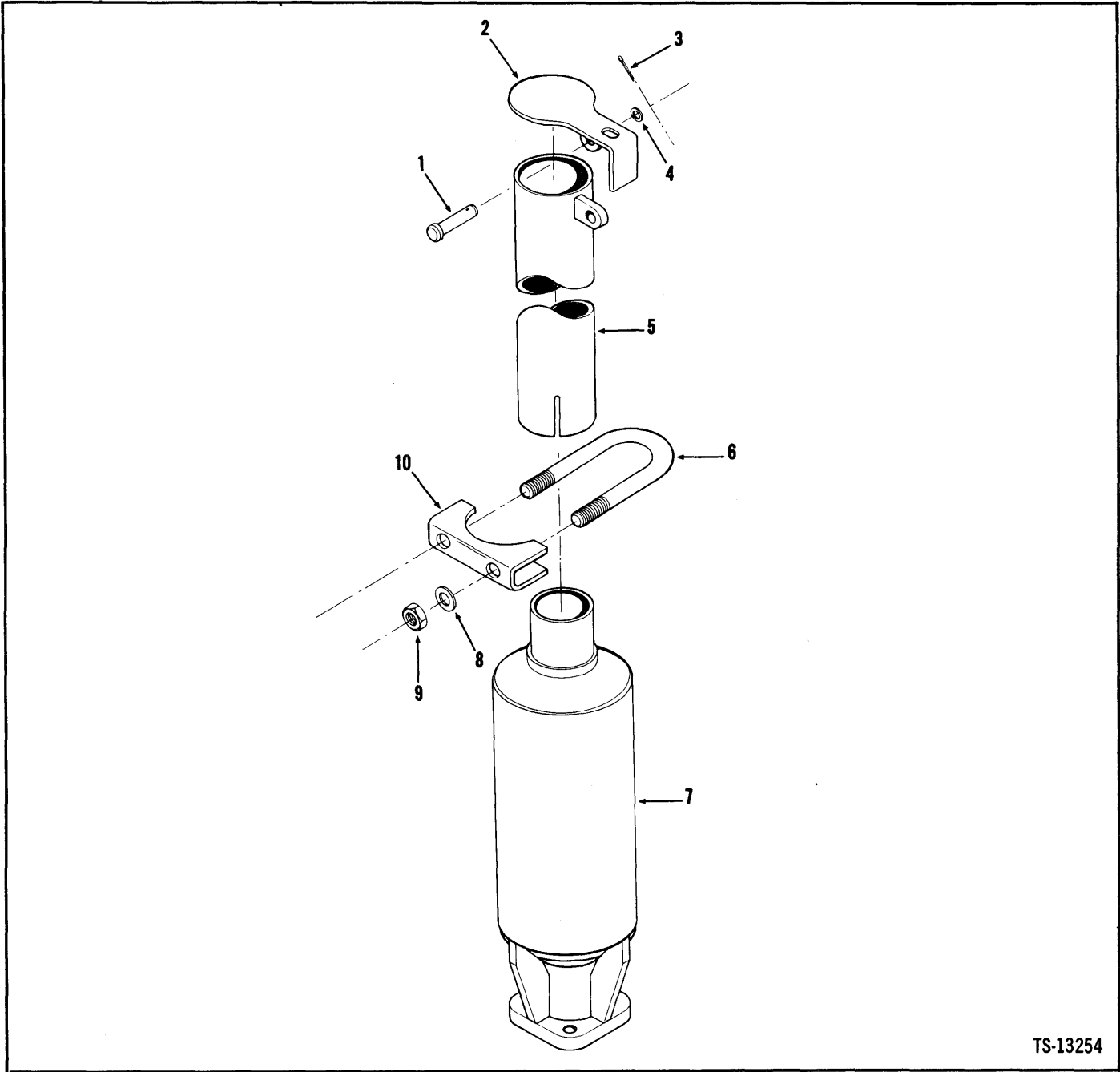
TS-14065

No.	Part No.	Qty.	Description
1	1520193	1	Eng stop cable
1A	†565073	1	Grommet
2	30H-16	1	Clip
3	4E-06	1	Lockwasher
4	24C-612	1	Bolt
5	1F-316	1	Pin cotter
6	623762	1	Pin
7	24C-416	2	Bolt
8	523829	1	Pedal accelerator
9	550619	1	Rod
10	4F-04051	1	Pin
11	1F-207	1	Pin cotter
12	24C-432	1	Bolt
13	8D-04	1	Nut
14	18D-04	1	Nut
15	1F-207	1	Pin cotter
16	2J-4200	1	Clevis
17	8D-04	1	Nut
18	24C-412	2	Bolt

No.	Part No.	Qty.	Description
19	1544695	1	Bracket
20	572556	1	Spacer
21	18D-04	2	Nut
22	18D-04	2	Nut
23	4F-04051	1	Pin
24	3980430	1	Bellcrank assy
25	1F-207	1	Pin cotter
26	4F-04051	1	Pin
27	2J-4200	1	Clevis
28	8D-04	1	Nut
29	‡2509938	1	Rod assy
30	2509937	1	Bracket
31	66D-04	1	Nut
32	8D-04	1	Nut
33	1306167	1	Ball joint
34	³ _____	1	Engine
35	551014	1	Spring
36	2510390	1	Spring clip

*4189D101JAC & →

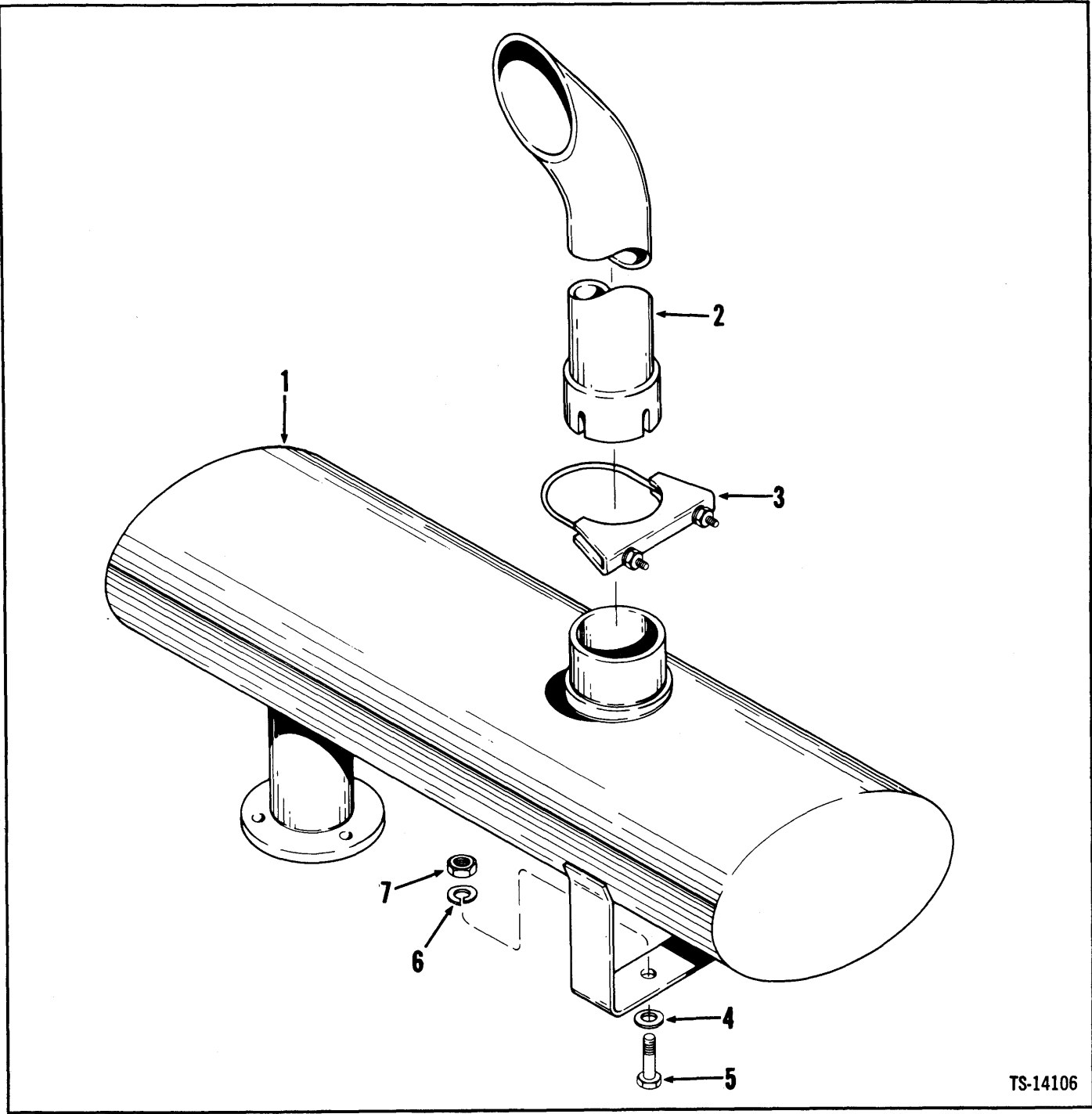
²Inc. 27, 28, 32, 33
³See Engine Manual



TS-13254

No.	Part No.	Qty.	Description
1	2F-04051	1	Pin
2	3981134	1	Cap
3	1F-208	1	Pin cotter
4	25E-13	1	Washer
5	3981135	1	Tailpipe
6	3950598	1	U-bolt
7	3951458	1	Muffler
8	25E-16	2	Washer
9	15D-05	4	Nut
10	3950394	1	Clamp

*4189C101JAC → 4189C999JAC. Ref. SG-711.



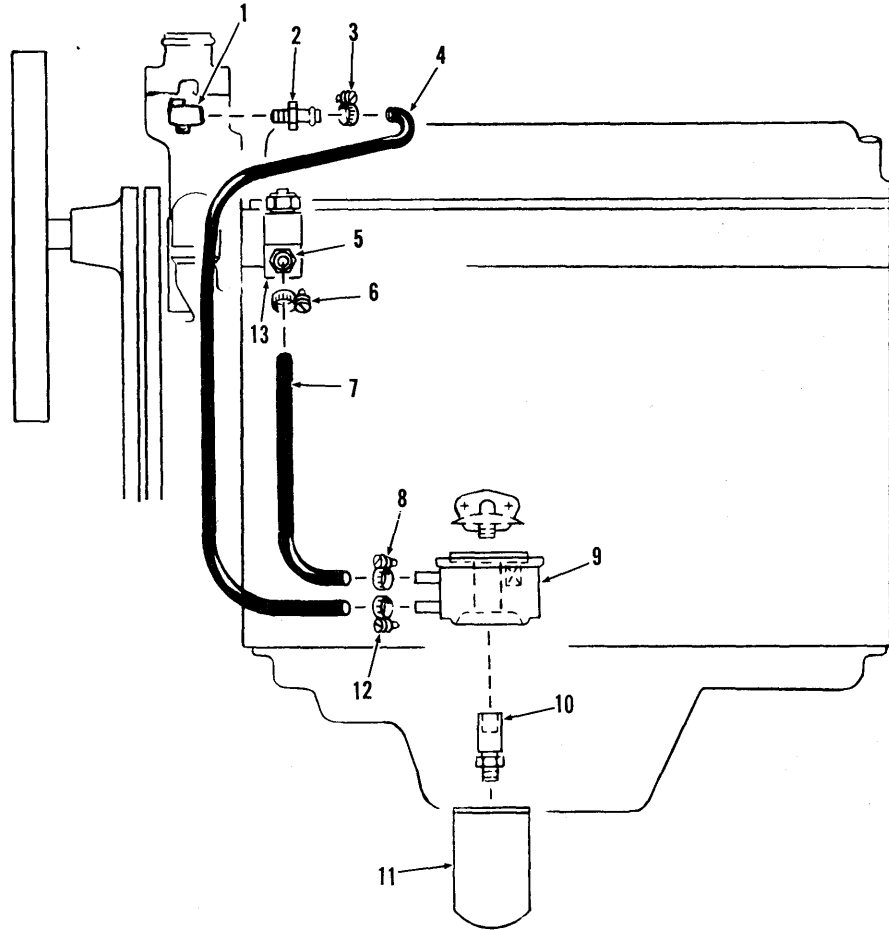
TS-14106

No.	Part No.	Qty.	Description
1	2508598	1	Muffler
2	2505933	1	Tail pipe
3	556289	1	Clamp
4	25E-16	2	Washer
5	24C-520	2	Bolt
6	4E-05	2	Lockwasher
7	62D-05	2	Nut

*4189D101JAC & →, Ref. SG-711.

Engine Oil Cooler *

CLARK

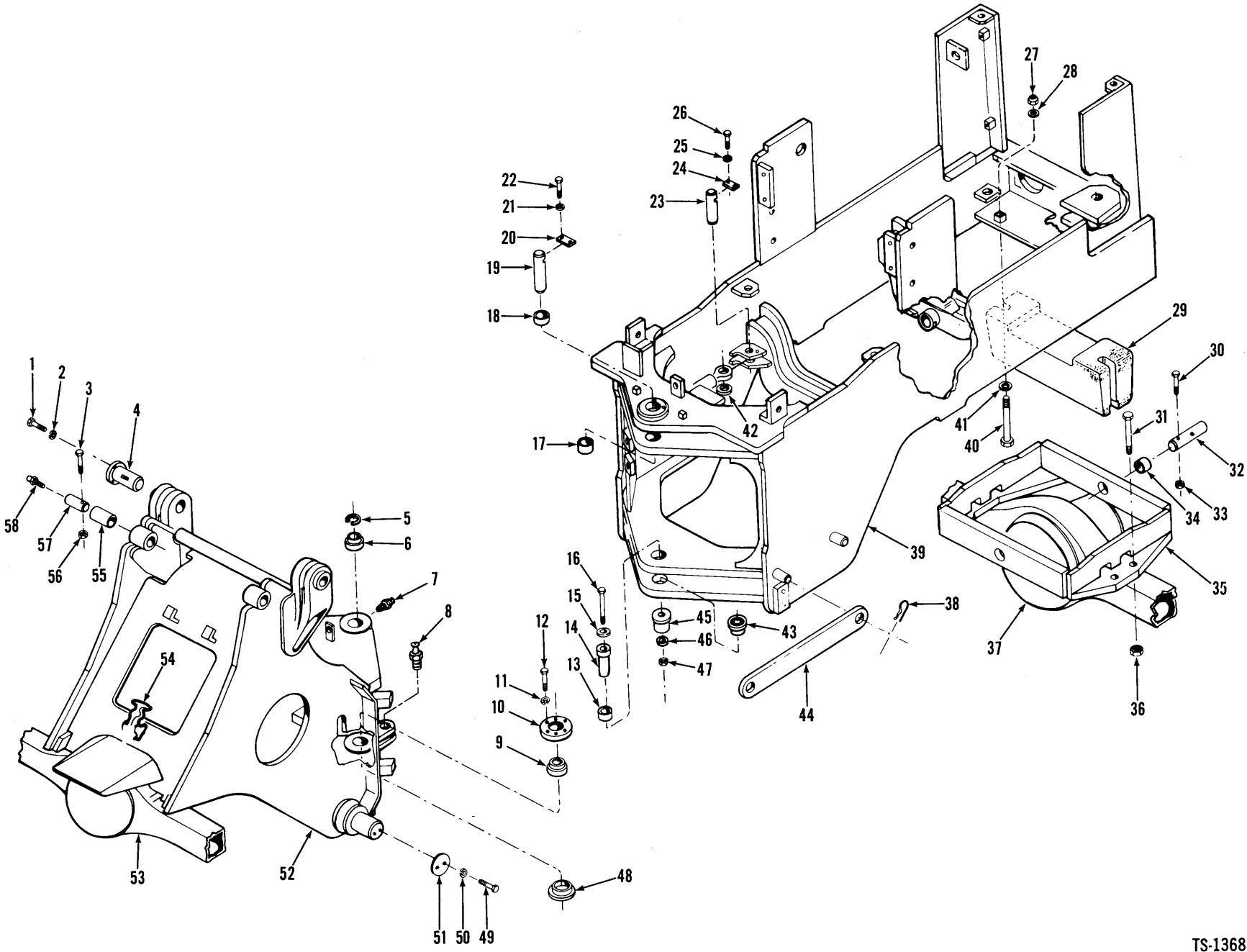


No.	Part No.	Qty.	Description
1	29F-3	1	Elbow
2	666867	1	Nipple
3	521874	1	Clamp
4	‡1529688	—	Hose
5	666867	1	Nipple
6	521874	1	Clamp
7	‡1529688	—	Hose
8	521874	1	Clamp
9	² 2342092	1	Oil cooler
9A	†962263	1	Gasket
10	2342091	1	Connector
11	960698	1	Element lube oil
12	521874	1	Clamp
13	30F-3	1	Tee

*4189D401JAC & → . Ref. S.G.-594.

²Inc. 9A

TS-14969



Frame, Front & Rear

MICHIGAN

No.	Part No.	Qty.	Description
1	23C-1022	2	Bolt
2	4E-10	2	Lockwasher
3	18C-872	2	Bolt
4	3980204	2	Pin
5	663724	1	Ring
6	1574466	1	Bushing
7	11H-15	2	Fitting grease
8	12H-15	2	Fitting grease
9	1574466	1	Bushing
10	3980218	1	Cap
11	4E-06	6	Lockwasher
12	18C-620	6	Bolt
13	3980771	1	Bushing
14	2506495	1	Pin
15	3980216	1	Washer
16	18C-12120	1	Bolt
17	3980766	1	Bushing
18	3980766	1	Bushing
19	3980208	1	Pin
20	3980211	1	Lockplate
21	4E-08	2	Lockwasher
22	24C-816	2	Bolt
23	3980219	4	Pin
24	3980221	4	Lockplate
25	4E-06	8	Lockwasher
26	18C-614	8	Bolt
27	68D-12	2	Nut
28	25E-27	2	Washer
29	3981138	1	Counterweight

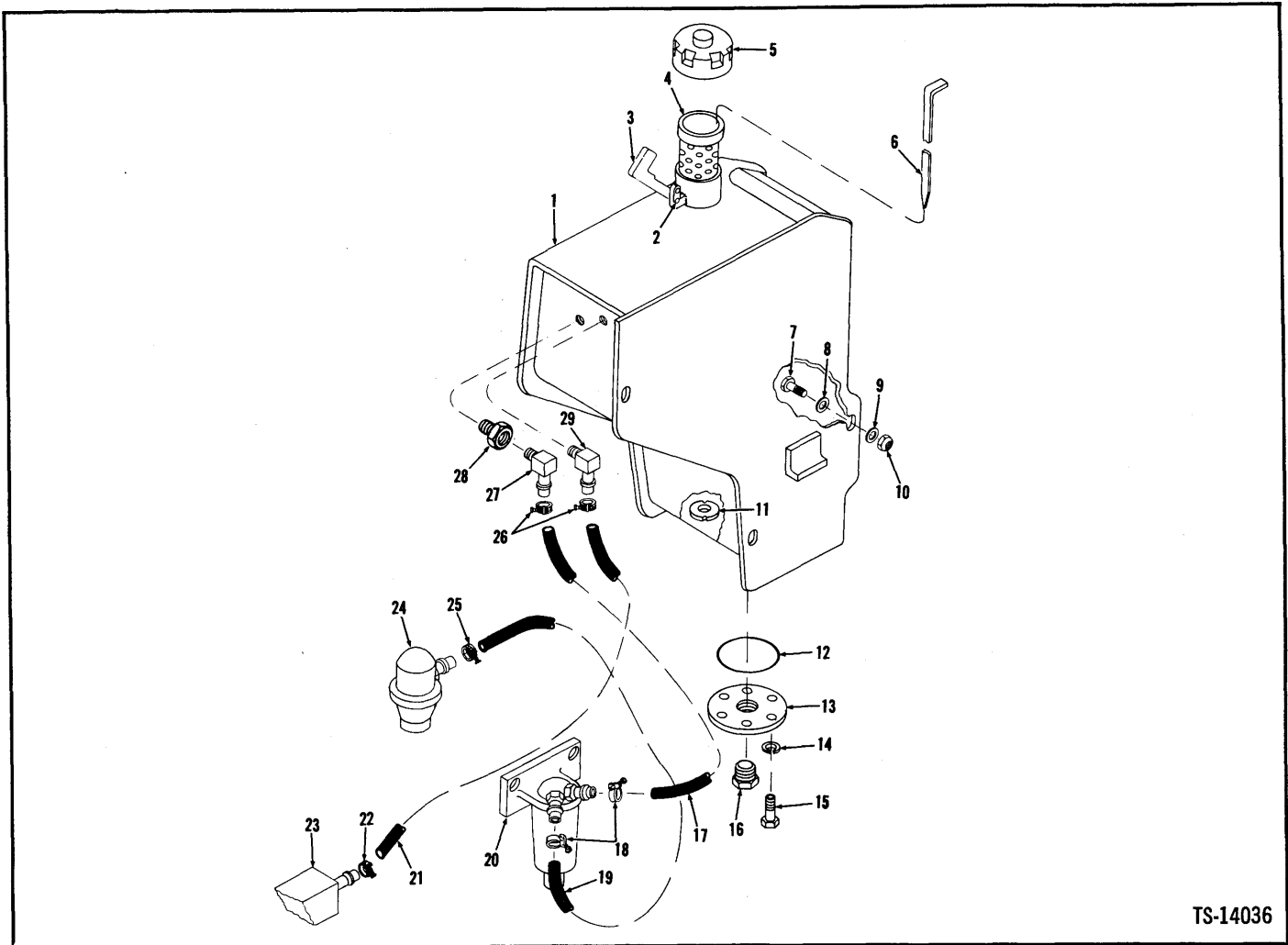
No.	Part No.	Qty.	Description
30	24C-856	2	Bolt
31	18C-12144	8	Bolt
32	3980823	2	Pin
33	18D-08	2	Nut
34	3980792	2	Bushing
35	3980818	1	Cradle assy axle
36	68D-12	8	Nut
37	_____	1	Axle assy — rear
38	3960829	2	Pin set
39	2504271	1	Frame — rear
40	24C-12136	2	Bolt
41	25E-27	2	Washer
42	3980220	4	Spacer
43	3980772	1	Bushing
44	3980223	1	Link
45	3980213	1	Plate
46	3980216	1	Washer
47	68D-12	1	Nut
48	2506481	1	Spacer
49	23C-820	4	Bolt
50	4E-08	4	Lockwasher
51	3980207	2	Plate
52	2506165	1	Frame — front
53	_____	1	Axle assy — front
54	1545622	1	Latch assy
55	3980103	2	Bushing
56	18D-08	2	Nut
57	3980222	2	Pin
58	10H-25	2	Fitting grease

¹See Index

²Inc. 34

³Inc. 13, 17, 18, 43

⁴When replacing Front Frame, 2 — 3980178 Plate, 2 — 1519211 Gusset, & 2 — 1519210 Gusset are required.



TS-14036

No.	Part No.	Qty.	Description
1	2504915	1	Fuel tank
2	1H-414	1	Rivet
3	1509025	1	Latch
4	943957	1	Screen
5	1558644	1	Cap
5A	946953	1	Gasket
5B	946954	1	Plate
6	3980303	1	Dipstick
7	24C-836	3	Bolt
8	25E-22	3	Washer
9	25E-22	2	Washer
10	18D-08	3	Nut
11	---	---	Omit
12	25K-40428	1	O-ring
13	587613	1	Cover
14	4E-06	6	Lockwasher

No.	Part No.	Qty.	Description
15	24C-612	6	Bolt
16	565295	1	Plug
17	743563	1	Hose
18	521874	2	Clamp
19	656247	1	Hose
20	---	1	Water trap
21	7656247	1	Hose
22	521874	1	Clamp
23	---	1	Engine
24	---	1	Fuel pump
25	521874	1	Clamp
26	521874	2	Clamp
27	666840	1	Elbow
28	19F-6	1	Bushing
29	666839	1	Elbow

*4189C101JAC → 4189C999JAC

²Inc. 2, 3

³Inc. 5A, 5B

⁴4 ft. (1,22 m)

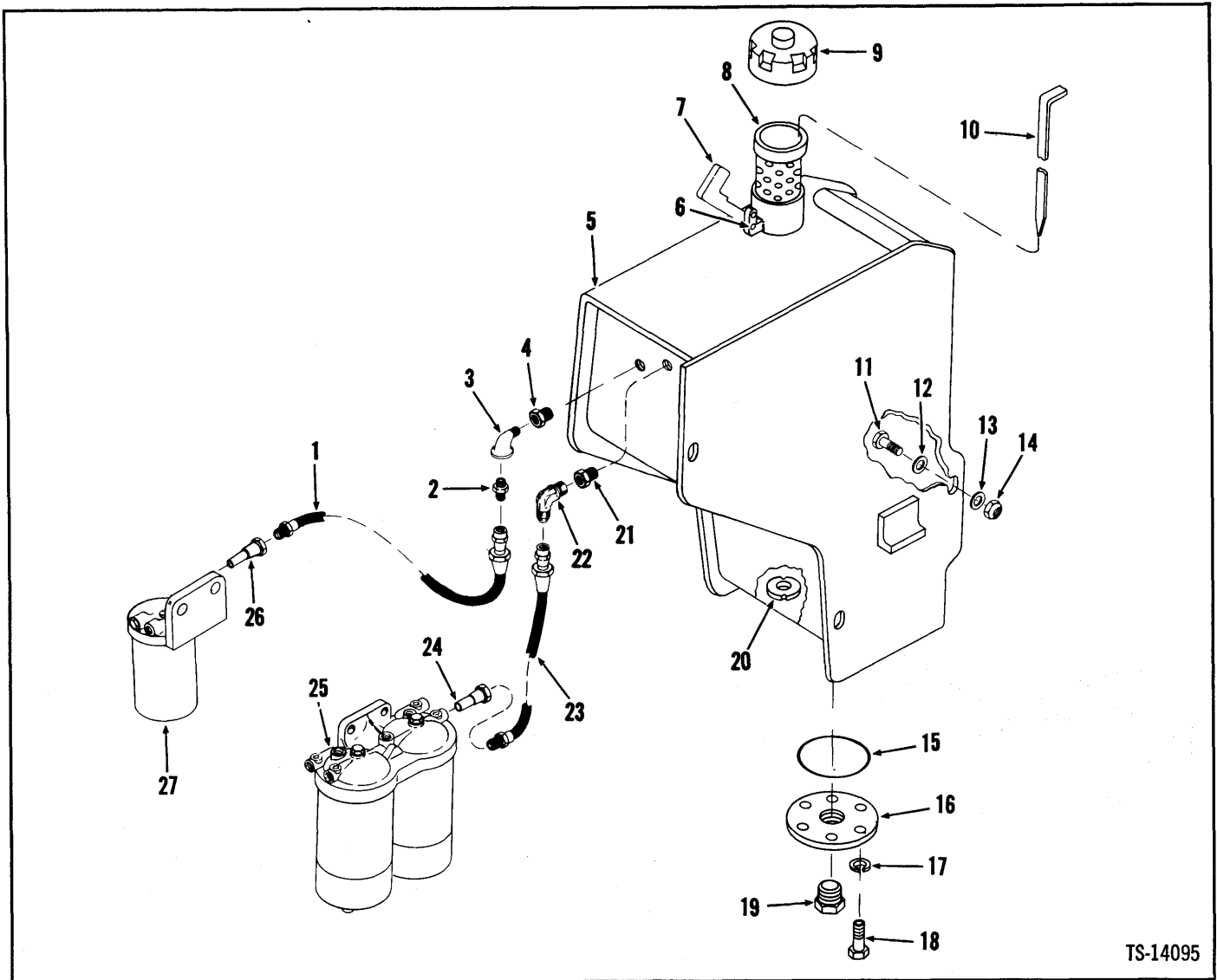
⁵3 ft. (0,92 m)

⁶See Engine Parts Manual

⁷7 ft. (2,13 m)

Fuel Tank & Lines*

MICHIGAN

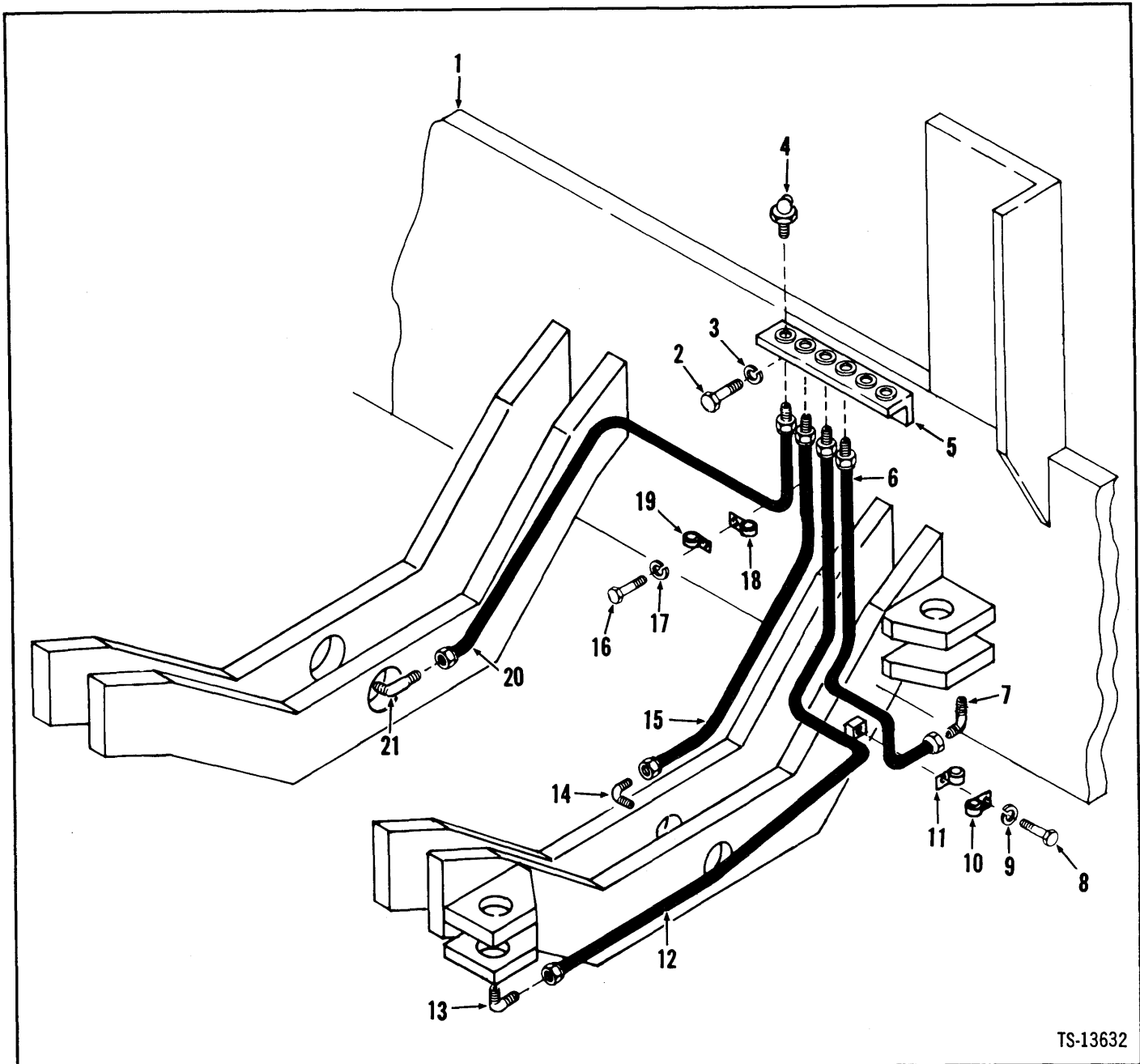


TS-14095

No.	Part No.	Qty.	Description
1	2509928	1	Hose
2	89F-4	1	Adapter
3	26F-4	1	Elbow
4	19F-4	1	Bushing
5	2504915	1	Fuel tank
6	1H-414	1	Rivet
7	1509025	1	Latch
8	943957	1	Screen
9	1558644	1	Cap
9A	†946953	1	Gasket
9B	†946954	1	Plate
10	3980303	1	Dipstick
11	24C-836	3	Bolt
12	25E-22	3	Washer
13	25E-22	2	Washer

No.	Part No.	Qty.	Description
14	18D-08	3	Nut
15	25K-40428	1	O-ring
16	587613	1	Cover
17	4E-06	6	Lockwasher
18	24C-612	6	Bolt
19	40K-16	1	Plug
20	525293	1	Magnet
21	19F-1	1	Bushing
22	83F-3	1	Elbow
23	2509929	1	Hose
24	2509922	1	Tube
25	4	1	Filter assy
26	2509921	1	Tube
27	4	1	Water trap

*4189D101JAC & →
 †inc. 6, 7
 ‡inc. 9A, 9B
 §See Engine Parts Manual



TS-13632

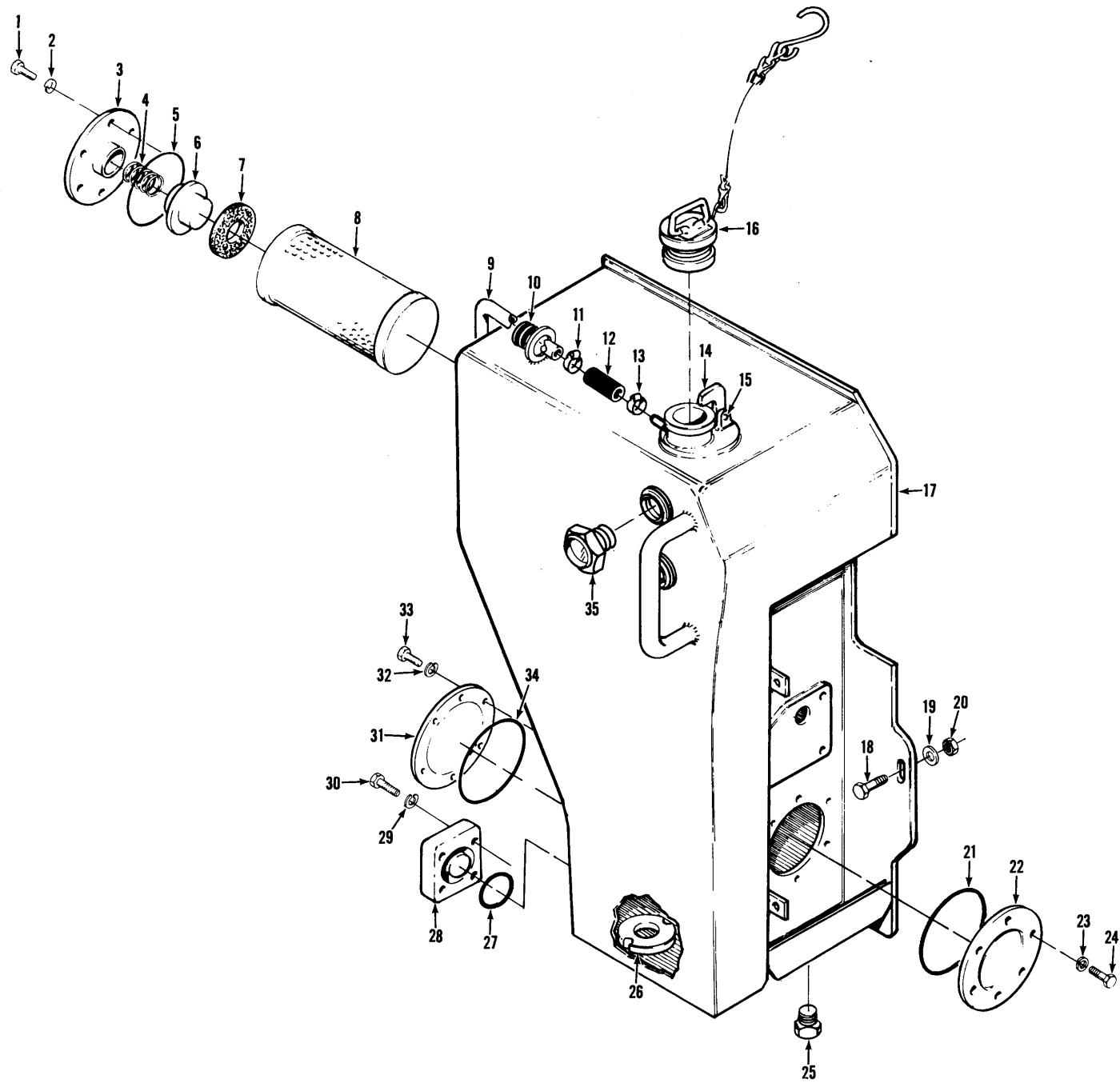
No.	Part No.	Qty.	Description
1	_____	1	Frame — Rear
2	24C-616	2	Bolt
3	4E-06	2	Lockwasher
4	11H-15	4	Fitting grease
5	2506031	1	Bracket
6	2506228	1	Hose
7	83F-3	1	Elbow
8	24C-616	1	Bolt
9	4E-06	1	Lockwasher
10	30H-38	1	Clip
11	30H-38	1	Clip

No.	Part No.	Qty.	Description
12	2506229	1	Hose
13	83F-3	1	Elbow
14	83F-3	1	Elbow
15	2506227	1	Hose
16	24C-616	1	Bolt
17	4E-06	1	Lockwasher
18	30H-38	1	Clip
19	30H-38	1	Clip
20	1545592	1	Hose
21	83F-3	1	Elbow

¹See Index



Faint, illegible text at the bottom left corner.



Hydraulic Oil Reservoir

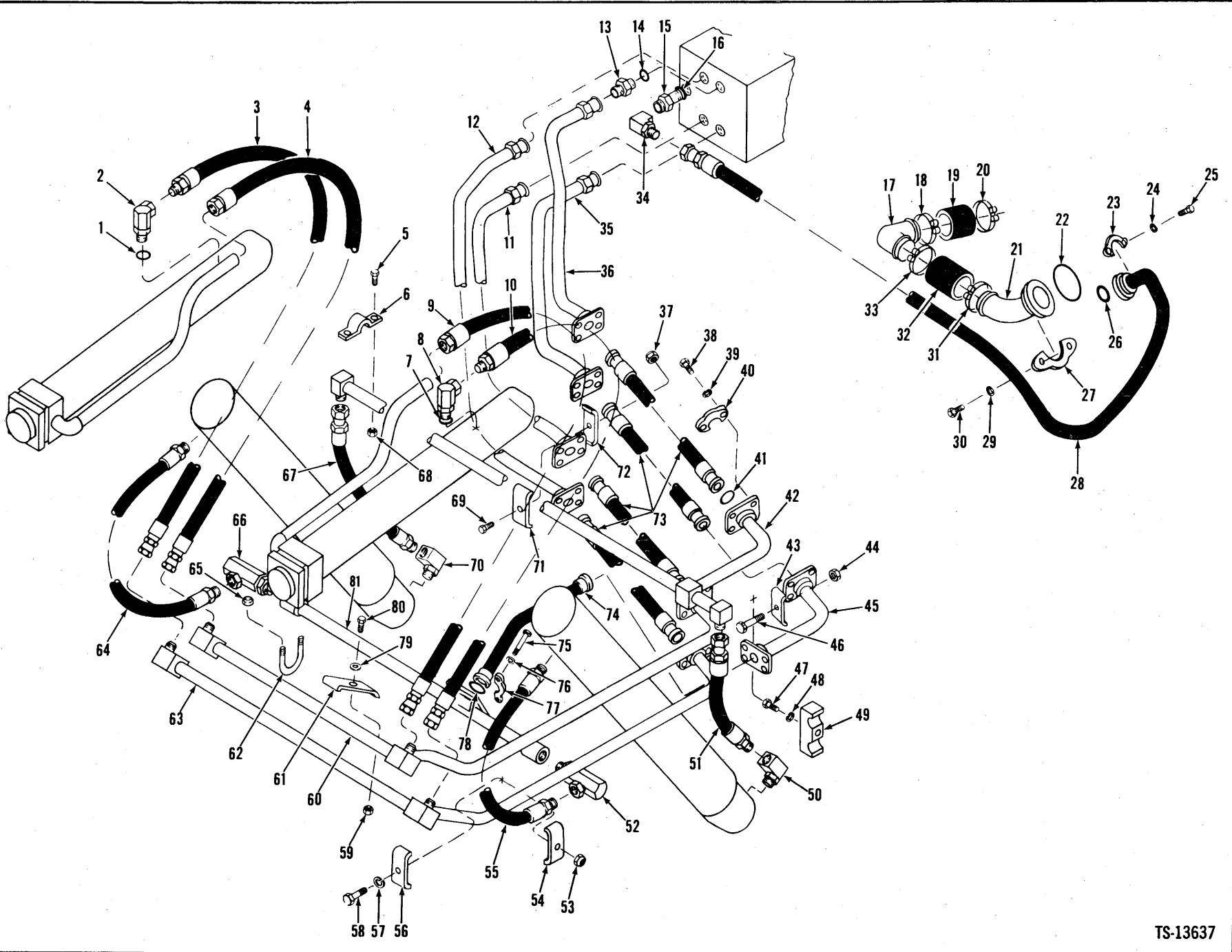
MICHIGAN

No.	Part No.	Qty.	Description
1	24C-612	6	Bolt
2	4E-06	6	Lockwasher
3	1535143	1	Plate
4	732923	1	Spring
5	25K-40624	1	O-ring
6	1535139	1	Retainer
7	1535778	1	Gasket
8	⁴ 2515079	1	Filter
9	2506551	1	Tube
10	560640	1	Grommet
11	521874	1	Clamp
12	³ 743563	1	Hose
13	521874	1	Clamp
14	1543512	1	Latch
15	1H-414	1	Rivet
16	554843	1	Cap
17	² 2506187	1	Reservoir
18	24C-832	3	Bolt
19	25E-22	5	Washer
20	18D-08	3	Nut
21	25K-40428	1	O-ring
22	591381	1	Cover
23	4E-06	6	Lockwasher
24	24C-612	6	Bolt
25	40K-12	2	Plug
26	525293	2	Magnet
27	58K-219	1	O-ring
28	3980880	1	Cap
29	4E-06	4	Lockwasher
30	24C-616	4	Bolt
31	591381	1	Cover
32	4E-06	6	Lockwasher
33	24C-612	6	Bolt
34	25K-40428	1	O-ring
35	2506432	2	Gauge

²Incl. 14, 15

³1 ft. (0,31 m)

⁴Ref. SG-721.



Hydraulic System, Main

MICHIGAN

No.	Part No.	Qty.	Description
1	² 91F-8	1	O-ring
2	³ 526676	1	Elbow
3	2500155	1	Hose
4	2500155	1	Hose
5	24C-620	2	Bolt
5A	[†] 656672	2	Washer
6	3980520	1	Clamp
7	⁴ 91F-8	1	O-ring
8	⁵ 526676	1	Elbow
9	2500155	1	Hose
10	2500155	1	Hose
11	3980632	1	Tube
12	3980630	1	Tube
13	⁶ 15K-10	4	Adapter
14	⁷ 91F-10	4	O-ring
15	⁸ 15K-10	1	Adapter
16	⁹ 91F-10	1	O-ring
17	2504000	1	Tube
18	540128	1	Clamp
19	1517153	1	Hose
20	540128	1	Clamp
21	2504001	1	Stem
22	58K-225	1	O-ring
23	19J-20	2	Flange
24	4E-07	4	Lockwasher
25	23C-724	4	Bolt
26	58K-222	1	O-ring
27	19J-24	2	Flange
28	1533256	1	Hose
29	4E-08	4	Lockwasher
30	23C-824	4	Bolt
31	540128	1	Clamp
32	1517153	1	Hose
33	540128	1	Clamp
34	11K-10	1	Elbow
35	3980628	1	Tube
36	3980625	1	Tube
37	18D-06	2	Nut
38	23C-620	32	Bolt
39	4E-06	32	Lockwasher
40	19J-12	16	Flange
41	58K-214	8	O-ring

No.	Part No.	Qty.	Description
42	3980506	1	Tube
43	3980519	2	Clamp
44	18D-06	2	Nut
45	2500087	1	Tube
46	24C-636	2	Bolt
47	24C-616	1	Bolt
48	4E-06	1	Lockwasher
49	2505961	1	Clamp
50	536224	1	Elbow
51	532621	1	Hose
52	1509752	1	Swivel
53	-----	---	Omit
54	3980519	1	Clamp
55	574442	1	Hose
56	3980519	1	Clamp
57	4E-06	1	Lockwasher
58	24C-636	1	Bolt
59	18D-06	2	Nut
60	3980526	1	Tube
61	3980529	2	Clamp
62	2500085	2	U-bolt
63	3980521	1	Tube
64	574442	1	Hose
65	18D-06	4	Nut
66	1509752	1	Swivel
67	532621	1	Hose
68	18D-06	2	Nut
69	24C-648	2	Bolt
69A	[†] 619021	2	Washer
70	536224	1	Elbow
71	3980519	2	Clamp
72	3980519	2	Clamp
73	2500156	4	Hose
74	1519964	1	Hose
75	23C-620	8	Bolt
76	4E-06	8	Lockwasher
77	19J-12	4	Flange
78	58K-214	2	O-ring
79	25E-17	2	Washer
80	24C-632	2	Bolt
81	2500084	1	Tube

²See 2

³Inc. 1

⁴See 8

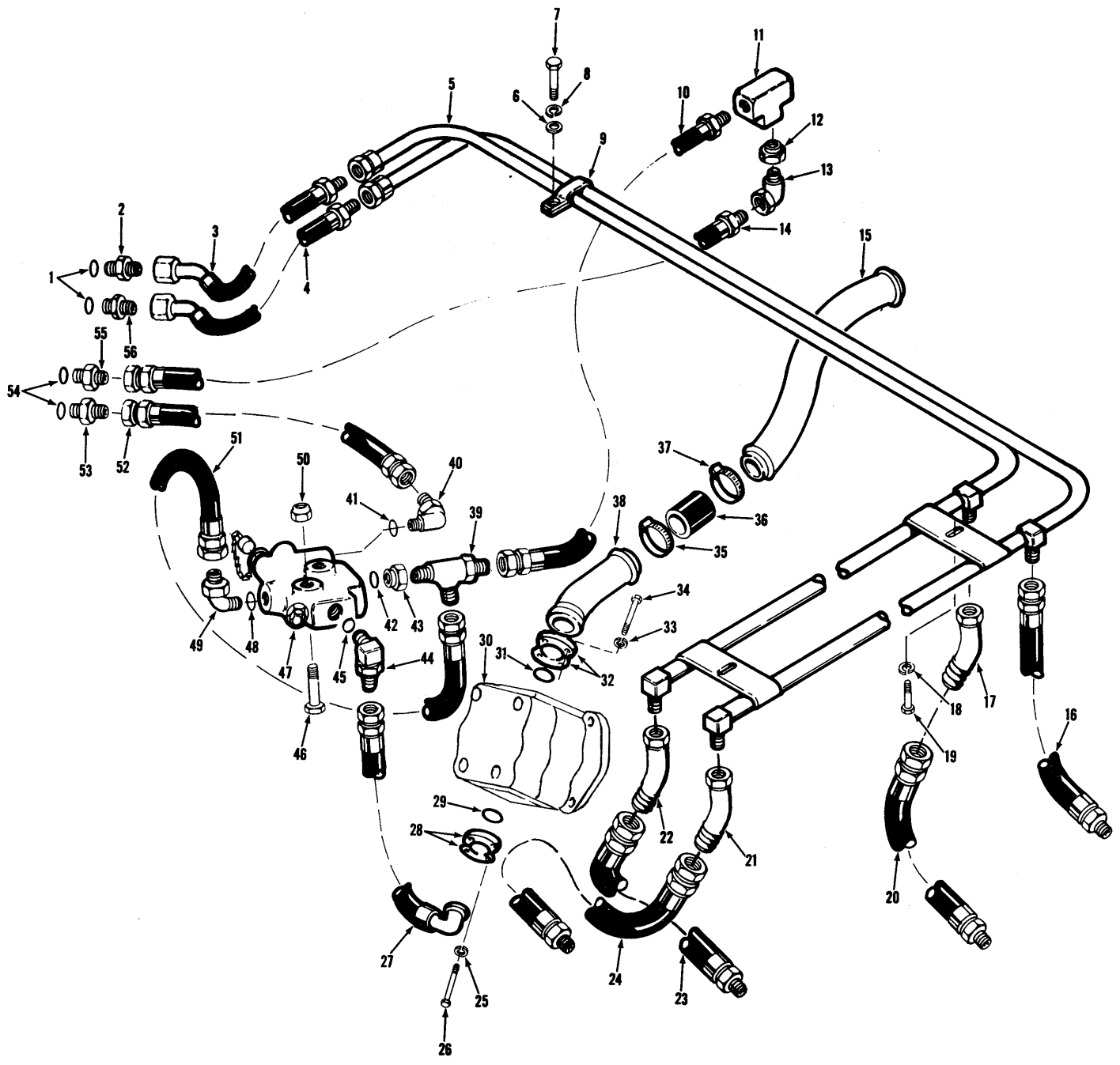
⁵Inc. 7

⁶Inc. 14

⁷See 13

⁸Inc. 16

⁹See 15



Hydraulic System, Steering



No.	Part No.	Qty.	Description
1	91F-6	2	O-ring
2	² 731793	1	Adapter
3	1519963	1	Hose
4	1519963	1	Hose
5	2506545	1	Tube assy
6	656672	1	Washer
7	24C-616	1	Bolt
8	4E-06	1	Lockwasher
9	31H-38	1	Clip
10	2511884	1	Hose
11	28F-5	1	Tee
12	19F-11	1	Bushing
13	33F-4	1	Elbow
14	2506729	1	Hose
15	2506735	1	Tube
16	657653	1	Hose
17	12K-7	1	Elbow
18	4E-06	2	Lockwasher
19	24C-616	2	Bolt
20	657653	1	Hose
21	12K-7	1	Elbow
22	12K-7	1	Elbow
23	657653	1	Hose
24	657653	1	Hose
25	4E-06	4	Lockwasher
26	23C-620	4	Bolt
27	2506728	1	Hose
28	19J-16	2	Flange half

No.	Part No.	Qty.	Description
29	58K-219	1	O-ring
30	¹ -----	1	Pump Steering
31	58K-222	1	O-ring
32	19J-20	2	Flange half
33	4E-07	4	Lockwasher
34	23C-724	4	Bolt
35	1545004	2	Clamp
36	585883	2	Hose
37	1545004	2	Clamp
38	2506733	1	Tube
39	21K-8	1	Tee
40	³ 17K-7	1	Elbow
41	91F-7	1	O-ring
42	91F-11	1	O-ring
43	⁶ 003027	1	Adapter
44	⁷ 588820	1	Elbow
45	91F-11	1	O-ring
46	24C-656	2	Bolt
47	¹ -----	1	Valve flow divider
48	91F-7	1	O-ring
49	⁵ 17K-7	1	Elbow
50	18D-06	2	Nut
51	2506731	1	Hose
52	2506732	1	Hose
53	⁶ 731793	1	Adapter
54	91F-6	2	O-ring
55	⁶ 731793	1	Adapter
56	² 731793	1	Adapter

¹See Index

²Inc. 1

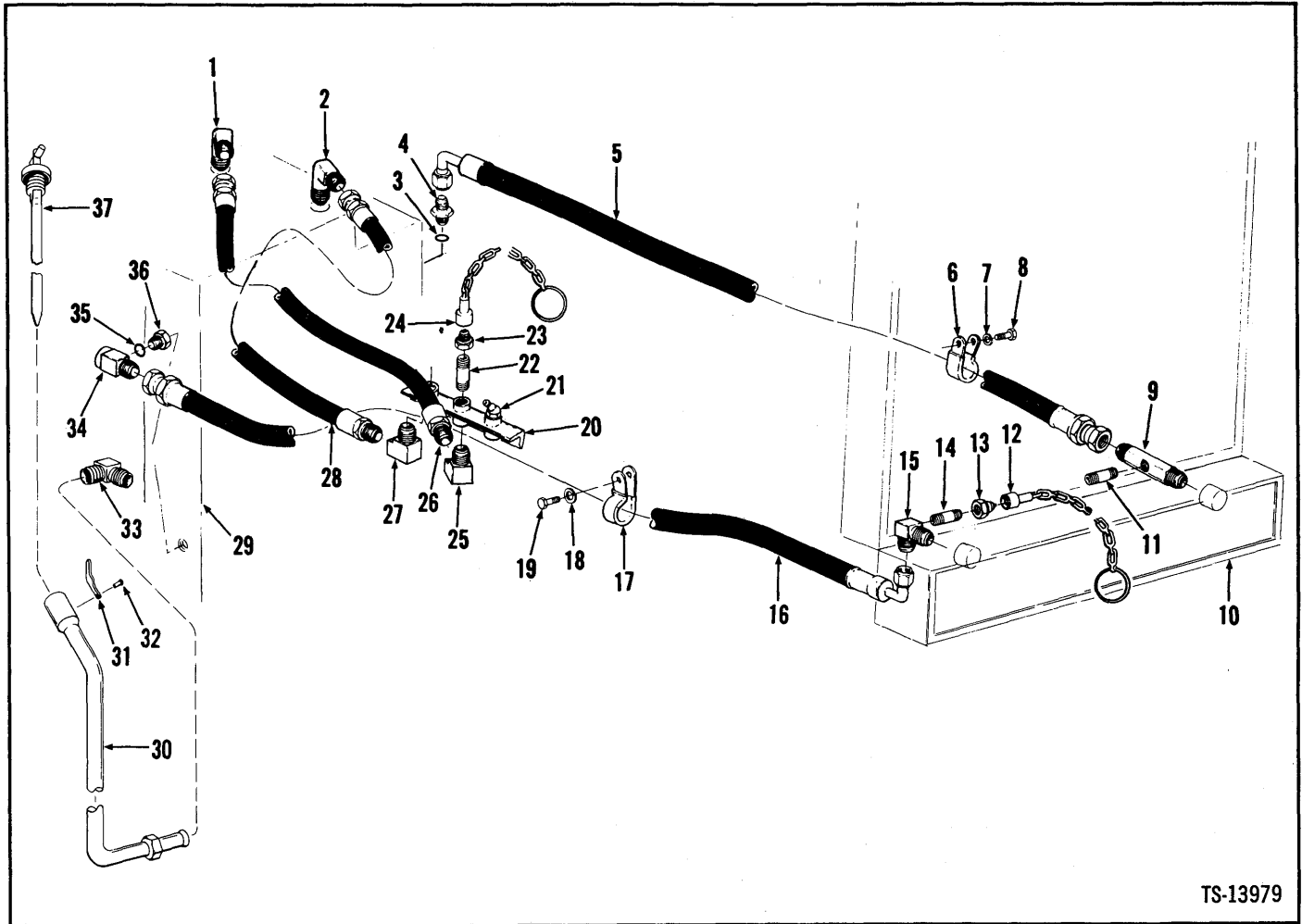
³Inc. 41

⁴Inc. 42

⁵Inc. 48

⁶Inc. 54

⁷Inc. 45



TS-13979

No.	Part No.	Qty.	Description
1	731745	1	Elbow
2	731745	1	Elbow
3	91F-8	1	O-ring
4	² 15K-8	1	Connector
5	2506532	1	Hose
6	30H-60	1	Clip
7	4E-06	1	Lockwasher
8	23C-616	1	Bolt
9	2506081	1	Adapter
10	1-----	1	Radiator
11	5K-207	1	Nipple
12	6000689	2	Cap
13	1306142	2	Adapter
14	5K-207	1	Nipple
15	1307221	1	Elbow
16	2506532	1	Hose
17	30H-60	1	Clip
18	4E-06	1	Lockwasher
19	23C-616	1	Bolt

No.	Part No.	Qty.	Description
20	³ -----	1	Bracket
21	³ -----	4	Grease fitting
22	5K-207	2	Nipple
23	1306142	2	Adapter
24	6000689	2	Cap
25	29F-1	1	Elbow
26	2506533	1	Hose
27	29F-1	1	Elbow
28	1513125	1	Hose
29	1-----	1	Transmission
30	⁴ 2505959	1	Tube
31	1509025	1	Latch
32	1H-414	1	Rivet
33	675469	1	Elbow
34	1520154	1	Tee
35	91F-8	1	O-ring
36	⁵ 945417	1	Connector
37	2505958	1	Dipstick


¹See Index

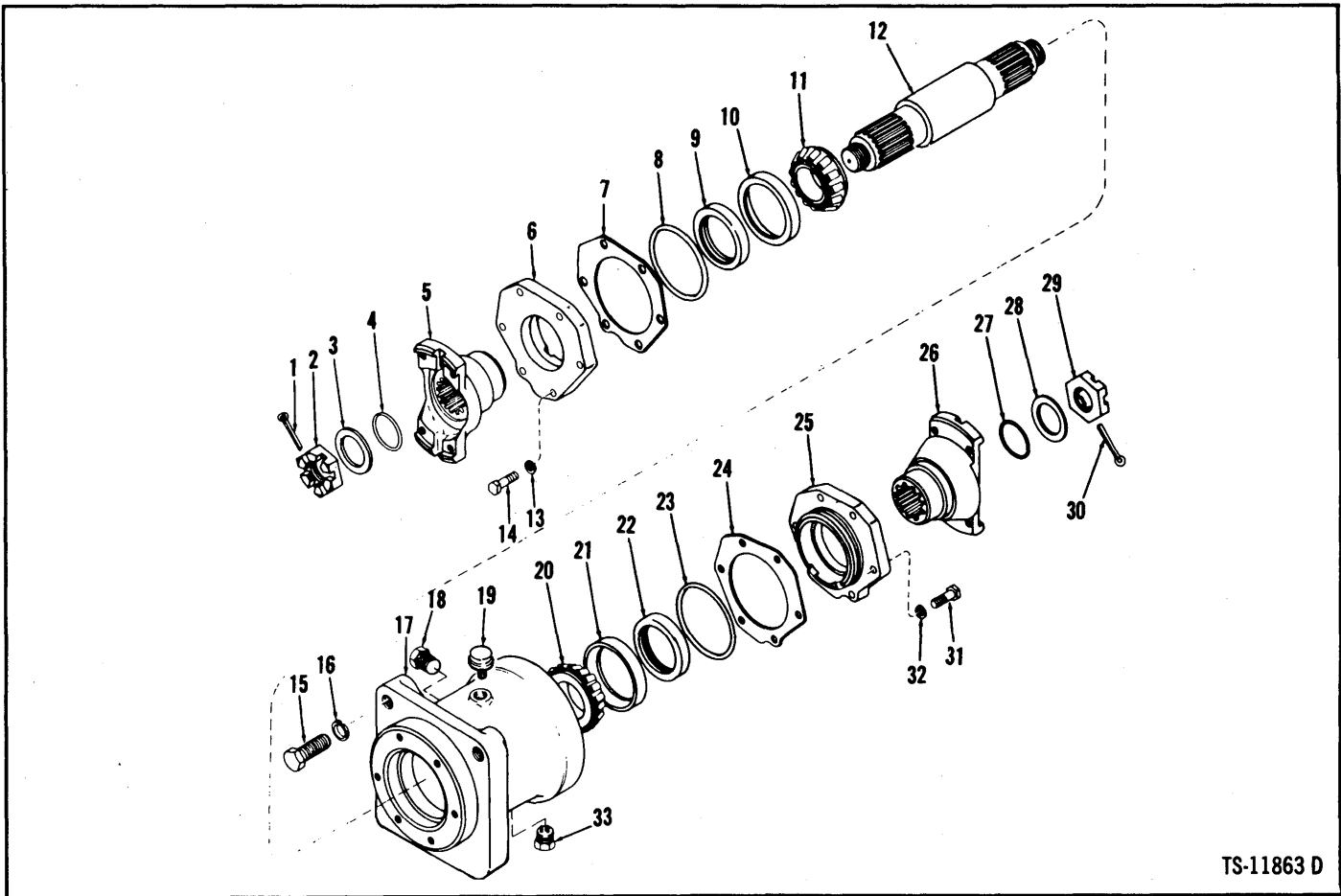
²Inc. 3

³See Grease Piping

⁴Inc. 31, 32

⁵Inc. 35





TS-11863 D

No.	Part No.	Qty.	Description
A	'231967	1	Bearing assy
1	1F-436	1	Pin cotter
2	205928	1	Nut
3	222179	1	Washer
4	25K-60116	1	O-ring
5	222029	1	Flange
6	230690	1	Cap
7	‡217566	—	Shim
7A	‡217567	—	Shim
7B	‡217568	—	Shim
8	25K-40308	1	O-ring
9	225823	1	Seal
10	856250	1	Cup roller brg
11	654141	1	Cone roller brg
12	233007	1	Shaft
13	4E-07	4	Lockwasher
14	1C-722	4	Bolt
15	23C-1024	4	Bolt
16	4E-10	4	Lockwasher
16A	†942139	4	Washer

No.	Part No.	Qty.	Description
17	230529	1	Housing
18	13F-12	1	Plug
19	211433	1	Breather
20	654141	1	Cone roller brg
21	856250	1	Cup roller brg
22	225823	1	Seal
23	25K-40308	1	O-ring
24	‡217566	—	Shim
24A	‡217567	—	Shim
24B	‡217568	—	Shim
25	230690	1	Cap
26	222029	1	Flange
27	25K-60116	1	O-ring
28	222179	1	Washer
29	205928	1	Nut
30	1F-436	1	Pin cotter
31	1C-722	4	Bolt
32	4E-07	4	Lockwasher
33	215757	1	Plug

†Inc. 1→14, 17→33

‡.004 (0,10 mm)

‡.007 (0,18 mm)

‡.010 (0,25 mm)



No.	Part No.	Qty.	Description
1	1512006	1	Decal patent
2	1510525	1	Decal lubrication
3	1523338	1	Decal eng oil change
4	538256	1	Decal trans drain
5	2501186	1	Decal trans filter
6	1513887	1	Tag steering warn
7	1511711	3	Decal warning
8	1548364	2	Decal brake warning
9	1549006	1	Decal emcy hand valv
10	1505581	1	Decal safety wiring
11	1515482	1	Decal valv lev inst
12	-----	-	Omit

No.	Part No.	Qty.	Description
13	2513351	2	Decal Clark
14	-----	-	Omit
15	1512863	1	Decal safety
16	564011	1	Nameplate Michigan
17	7G-418	4	Screw
18	2E-04	4	Lockwasher
19	2506366	1	Decal oil dipstick location
20	2513633	2	Decal model
21	2501183	1	Decal precaution
22	2506351	1	Decal test panel
23	2506664	1	Decal oil level
24	-----	-	Omit
25	-----	-	Omit
26	2513351	1	Decal Clark
27	2513736	1	Decal Clark
28	2513633	1	Decal model
29	2513630	2	Decal Michigan
30	2511546	1	Nameplate Clark
31	2516995	4	Screw

C

C

C

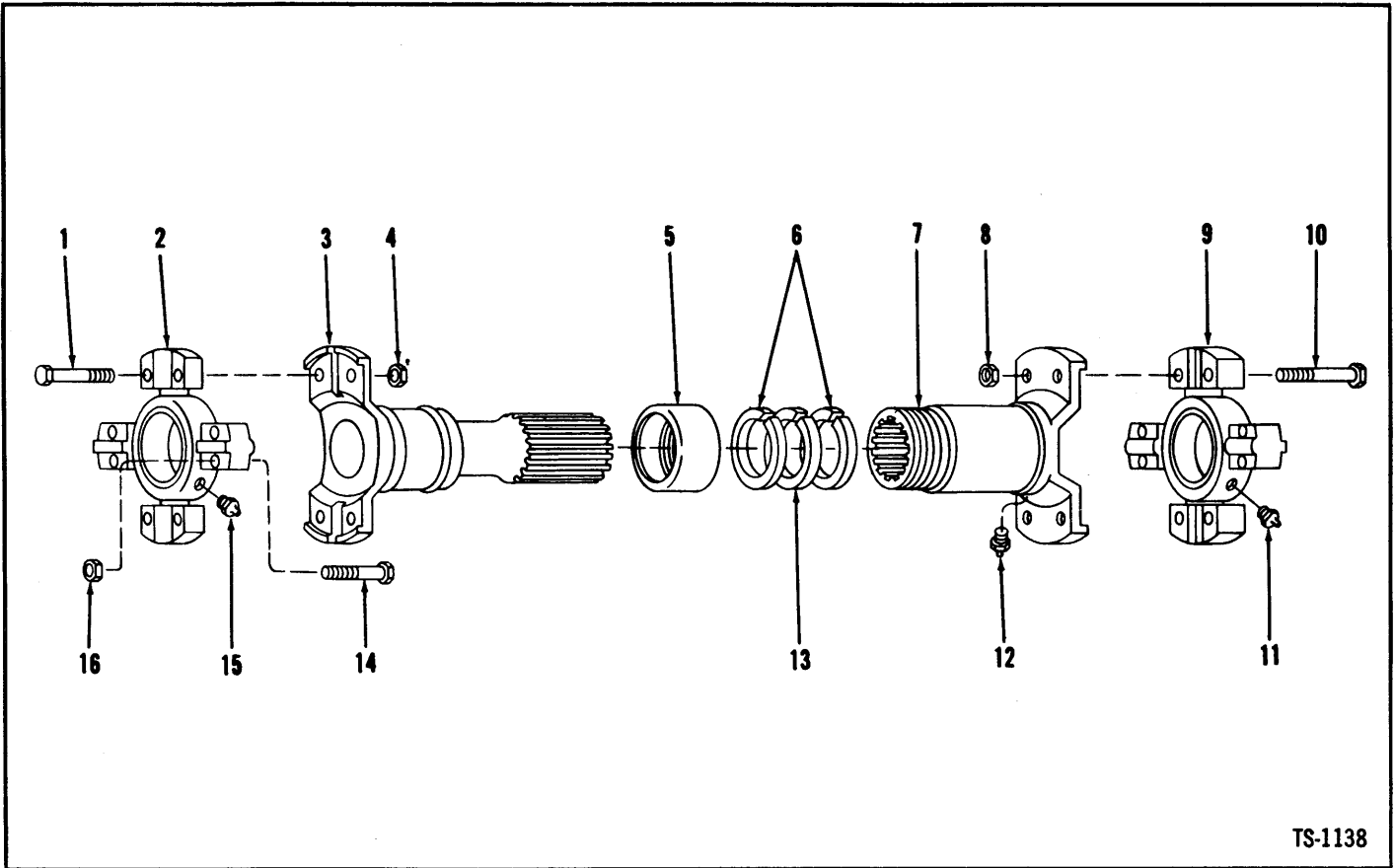
C

C

C

C

**Propeller Shaft Assembly – Mid-mount Bearing/
Transmission/Front Axle**



TS-1138

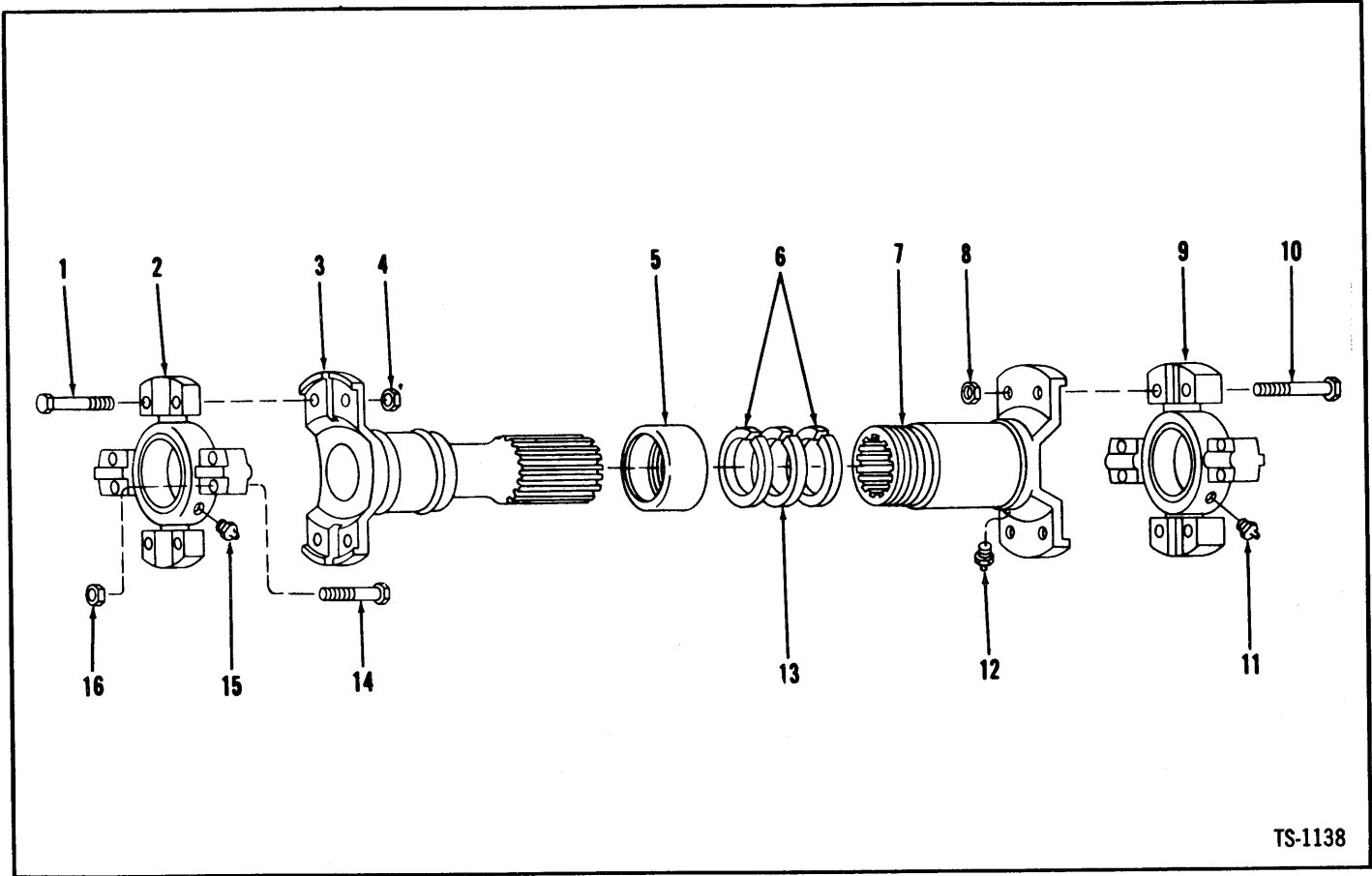
No.	Part No.	Qty.	Description
A	*1550580	2	Propeller shaft
1	18C-632	4	Bolt
2	944862	1	Spider u-joint
3	940084	1	Yoke tube
4	8D-06	4	Nut
5	940090	1	Retainer
6	940091	2	Washer
7	*940224	1	Slip yoke
8	8D-06	4	Nut
9	944862	1	Spider u-joint
10	18C-632	4	Bolt
11	10H-35	1	Fitting grease
12	10H-25	1	Fitting grease
13	940092	1	Washer
14	18C-632	8	Bolt
15	10H-35	1	Fitting grease
16	8D-06	8	Nut

¹Inc. 1→16

²Inc. 12

*2 used per machine. Quantities listed are for 1.

Propeller Shaft Assembly – Rear Axle/Transmission

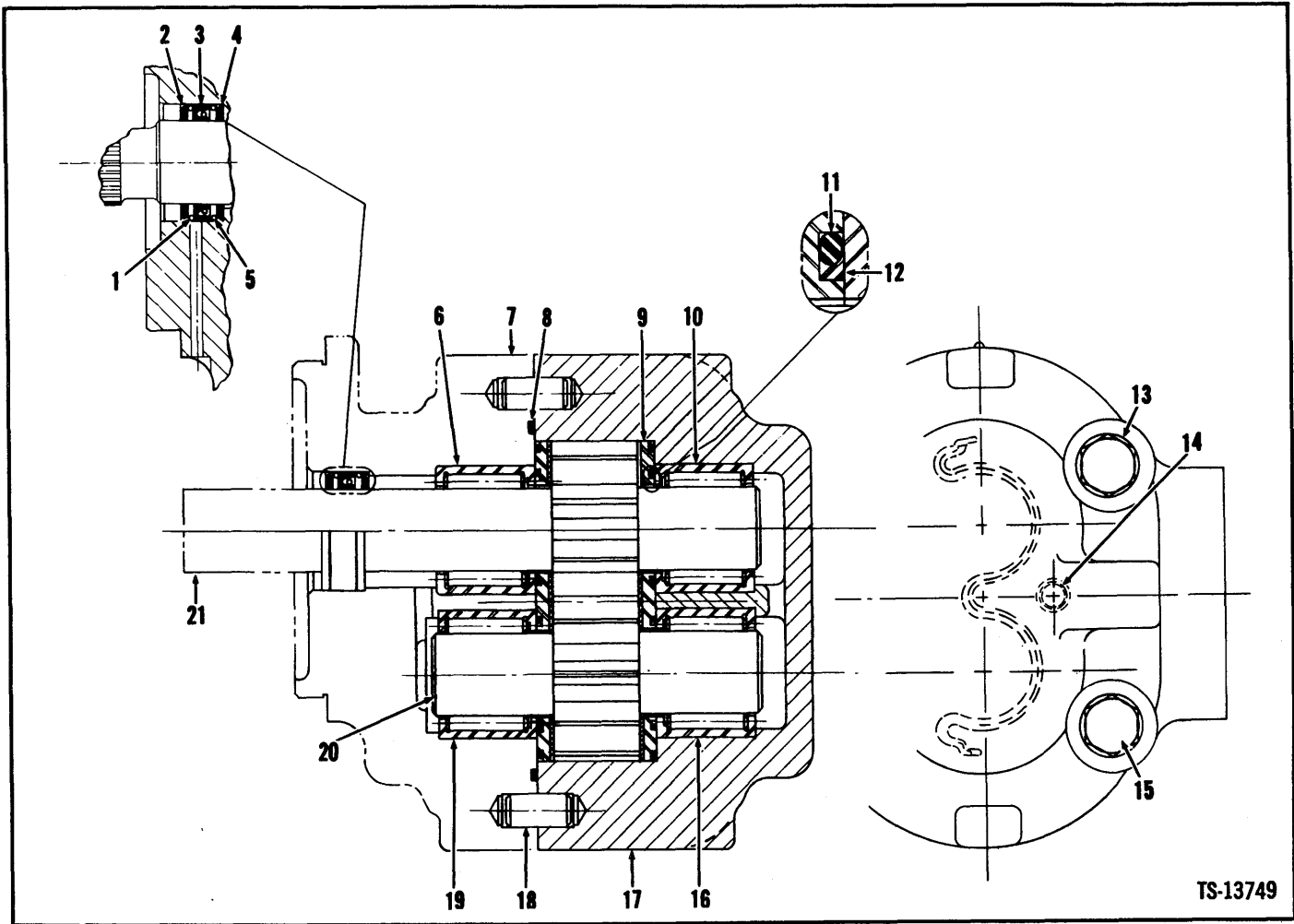


TS-1138

No.	Part No.	Qty.	Description
A	521000	1	Propeller shaft
1	18C-632	4	Bolt
2	944862	1	Spider u-joint
3	888281	1	Yoke tube
4	8D-06	4	Nut
5	940090	1	Retainer
6	940091	2	Washer
7	940224	1	Slip yoke
8	8D-06	4	Nut
9	944862	1	Spider u-joint
10	18C-632	4	Bolt
11	10H-35	1	Fitting grease
12	10H-25	1	Fitting grease
13	940092	1	Washer
14	18C-632	8	Bolt
15	10H-35	1	Fitting grease
16	8D-06	8	Nut

¹Inc. 1→16

²Inc. 12

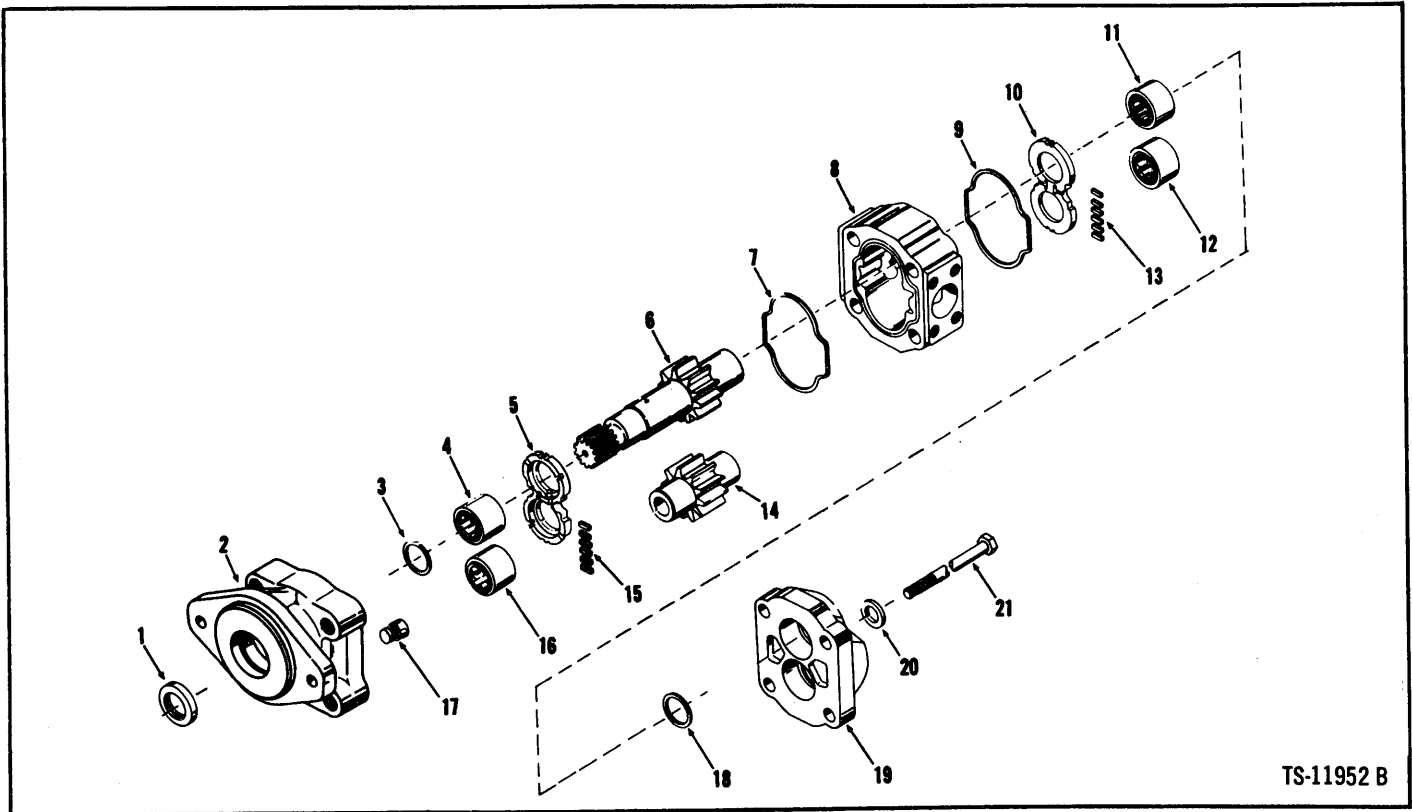


TS-13749

No.	Part No.	Qty.	Description
A	3953109	1	Pump assy
1	960686	1	Spacer
2	949859	1	Wiper
3	949316	1	Seal
4	960587	1	Deflector
5	960686	1	Spacer
6	949858	1	Bearing
7	949853	1	Adapter
8	58K-250	1	Ring
9	949857	2	Wear plate
10	949858	1	Bearing
11	949861	2	Seal
12	949862	2	Seal
13	4E-10	4	Lockwasher
14	16F-02	1	Plug
15	1C-576	4	Boit
16	949858	1	Bearing
17	949854	1	Housing
18	743835	2	Dowel
19	949858	1	Bearing
20	949855	1	Shaft
21	949856	1	Shaft

inc. 1→21

Pump Assembly – Steering



TS-11952 B

No.	Part No.	Qty.	Description
A	13953110	1	Pump assy
B	960000	1	Repair kit
C	960001	1	Seal kit
1	946397	1	Seal
2	5209589	1	Cover
3	1566986	1	Seal
4	1566983	1	Bearing
5	1566985	1	Plate
6	949964	1	Gear set
7	1566982	1	Seal
8	1566702	1	Housing
9	1566982	1	Seal
10	1566985	1	Plate
11	1566983	1	Bearing
12	1566983	1	Bearing
13	⁵ 1566984	—	Seal
14	⁶ _____	1	Gear
15	⁷ _____	—	Seal
16	1566983	1	Bearing
17	1566881	1	Plug
18	1566986	1	Seal
19	946400	1	Cover
20	946401	4	Washer
21	1C-1076	4	Bolt

¹1→21

²inc. 1, 3, 5, 7, 9, 10, 13, 15, 18

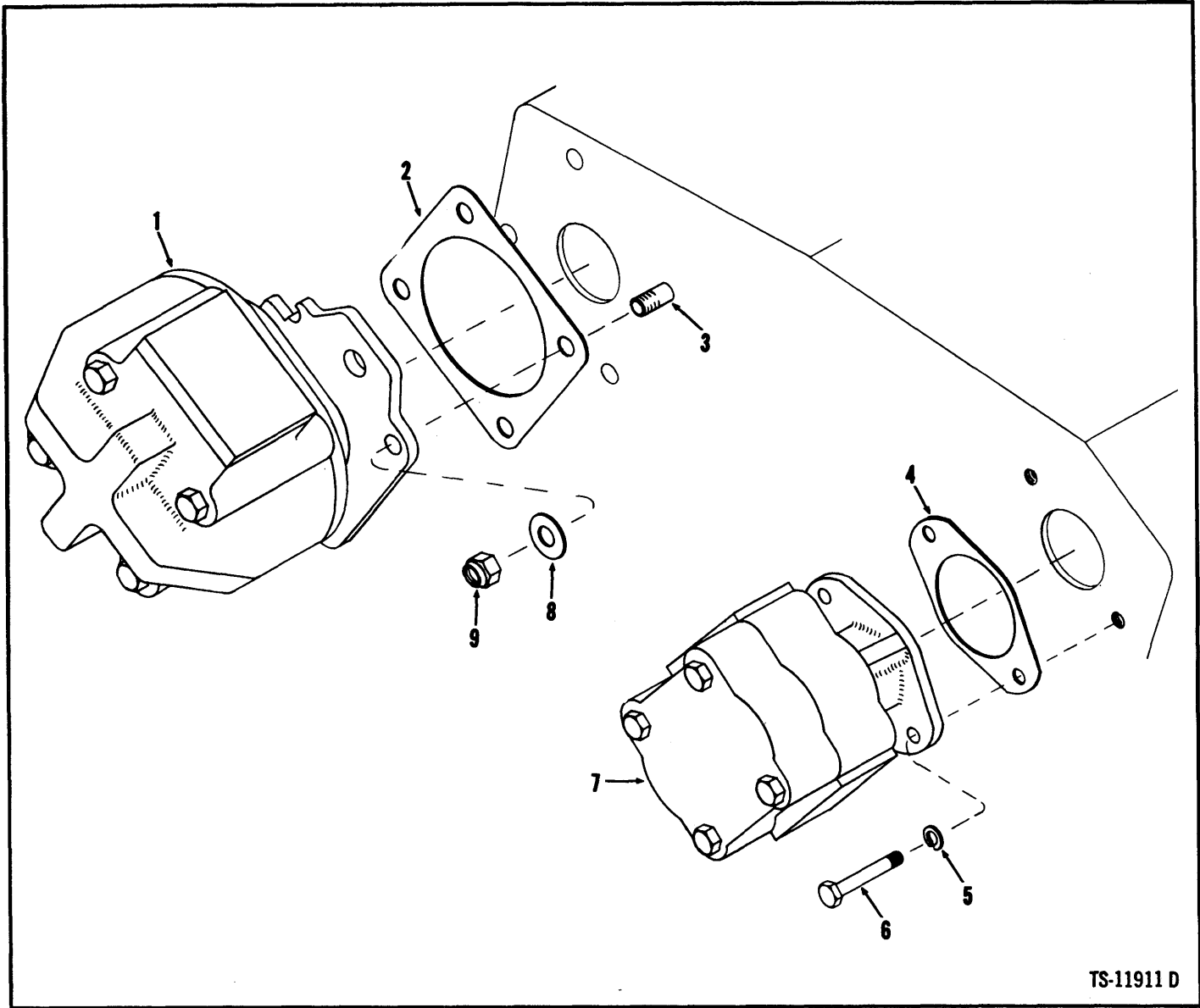
³inc. 1, 7, 9, 13, 15

⁴inc. 14

⁵12 Pocket Seal pieces to be cut from this strip

⁶See 6

⁷See 13



No.	Part No.	Qty.	Description
1	_____	1	Pump main
2	552161	1	Gasket
3	108014	4	Stud
4	3953053	1	Gasket
5	4E-06	2	Lockwasher
6	23C-620	2	Bolt
7	_____	1	Pump steering
8	25E-21	4	Washer
9	18D-08	4	Locknut

1See Index

(

(

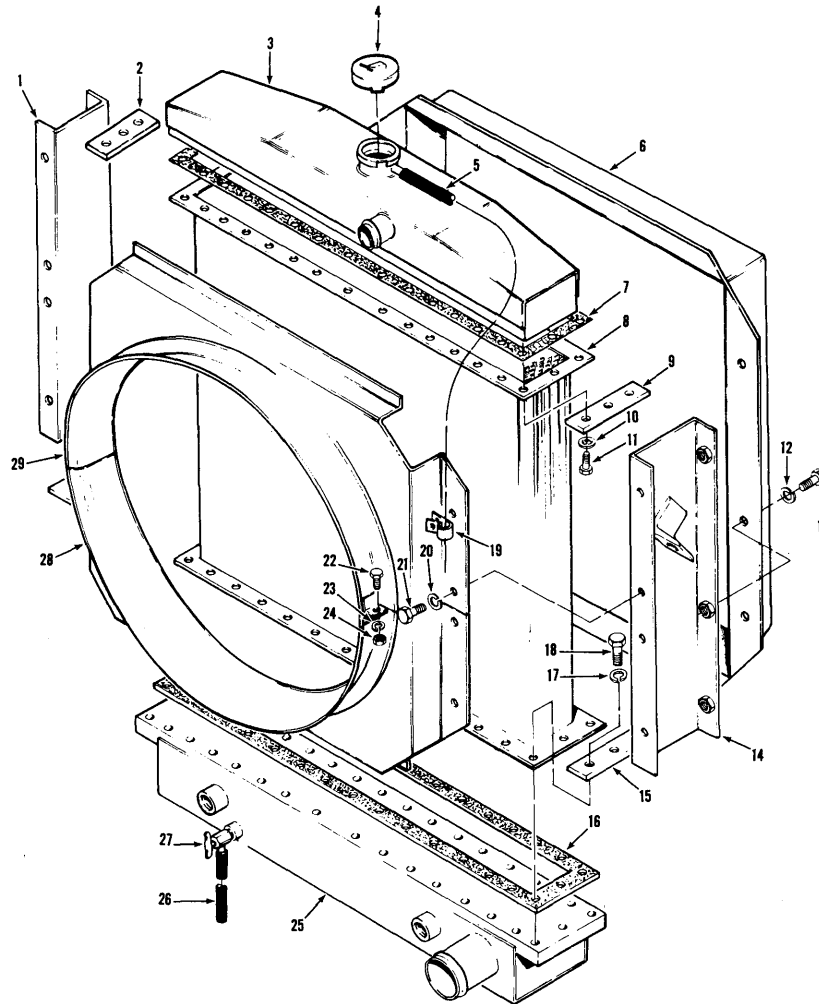
(

(

(

(

(



TS-11957 D

No.	Part No.	Qty.	Description
A	3981568	1	Radiator assy
1	3981908	1	Support — RH
2	3981910	2	Plate
3	3981904	1	Tank — upper
4	3981915	1	Cap
4A	3981916	1	Strainer
5	3981917	1	Hose
6	2511092	1	Shroud
7	3981906	2	Packing
8	3981903	1	Core
9	3981910	1	Plate
10	6EM100	48	Lockwasher
11	1CM1025	48	Bolt
12	6EM100	6	Lockwasher
13	2CM1016	6	Bolt
14	3981907	1	Support — LH

No.	Part No.	Qty.	Description
15	3981910	1	Plate
16	3981909	—	Shim
17	6EM120	12	Lockwasher
18	1CM1235	12	Bolt
19	3981913	2	Clip
20	6EM100	8	Lockwasher
21	2CM1016	8	Bolt
22	2CM1016	2	Bolt
23	6EM100	2	Lockwasher
24	2DM10	2	Nut
25	3981924	1	Tank — lower & cooler
26	3981920	1	Hose
27	3984409	1	Drain cock
28	3981912	1	Fan shroud
29	3981911	1	Fan shroud

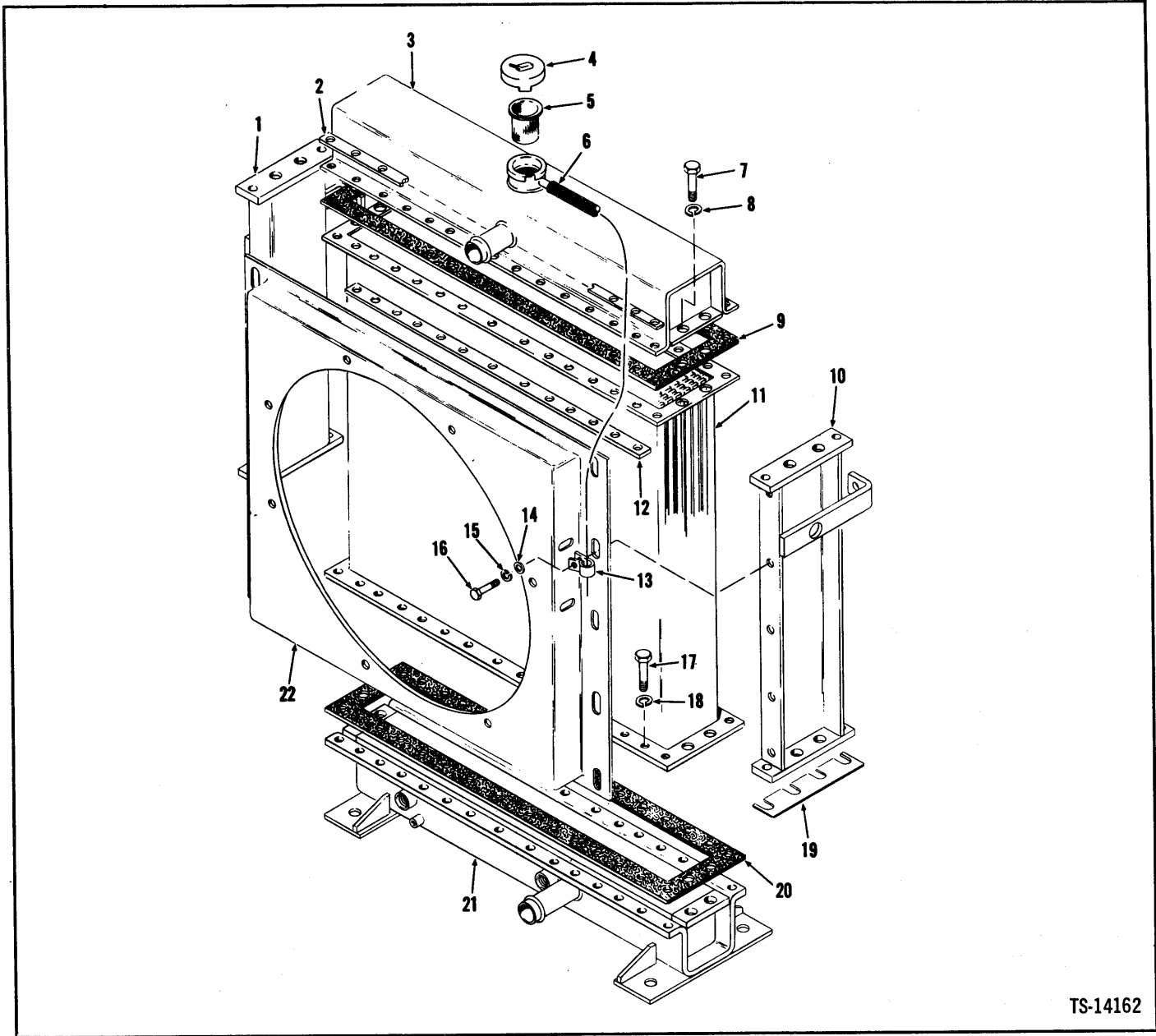
*For 4189C101JAC → 4189C999JAC

¹Inc. 1 → 5, 7 → 29

²Lower

³Upper

Radiator Assembly*

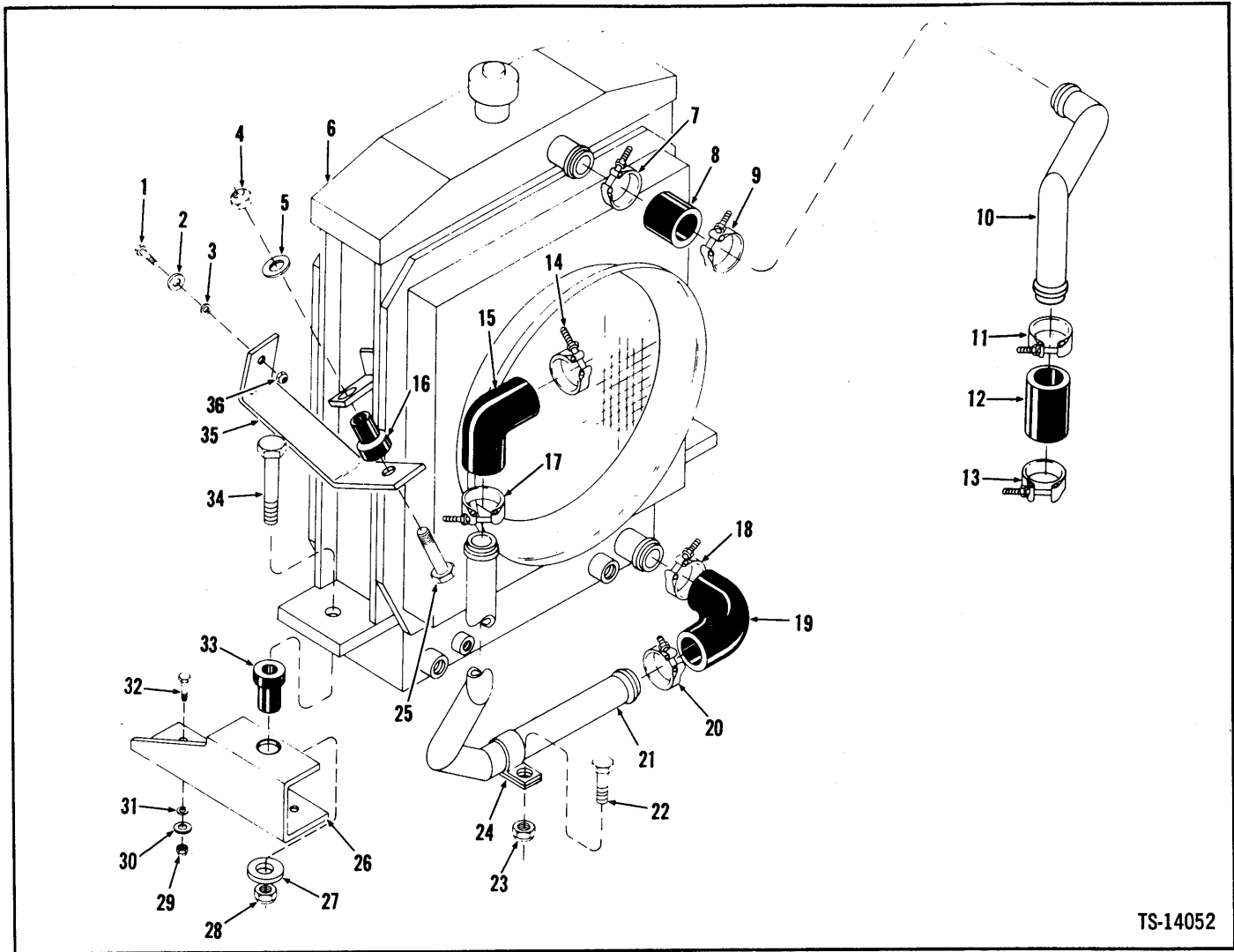


TS-14162

No.	Part No.	Qty.	Description
A	3902785	1	Radiator assy
1	961112	1	Support
2	961120	4	Plate
3	3902282	1	Upper tank
4	3981915	1	Cap
5	3981916	1	Strainer
6	961117	1	Pipe
7	23C-820	8	Bolt
8	4E-08	8	Lockwasher
9	961111	1	Packing
10	961113	1	Support
11	961109	1	Core

No.	Part No.	Qty.	Description
12	961119	4	Plate
13	3981913	3	Clip
14	25E-15	10	Washer
15	4E-05	10	Lockwasher
16	23C-610	10	Bolt
17	23C-620	60	Bolt
18	4E-06	60	Lockwasher
19	961121	—	Shim
20	961111	1	Packing
21	961110	1	Lower tank
22	961114	1	Shroud

*For 4189D101JAC & →
 †Inc. 1→22



TS-14052

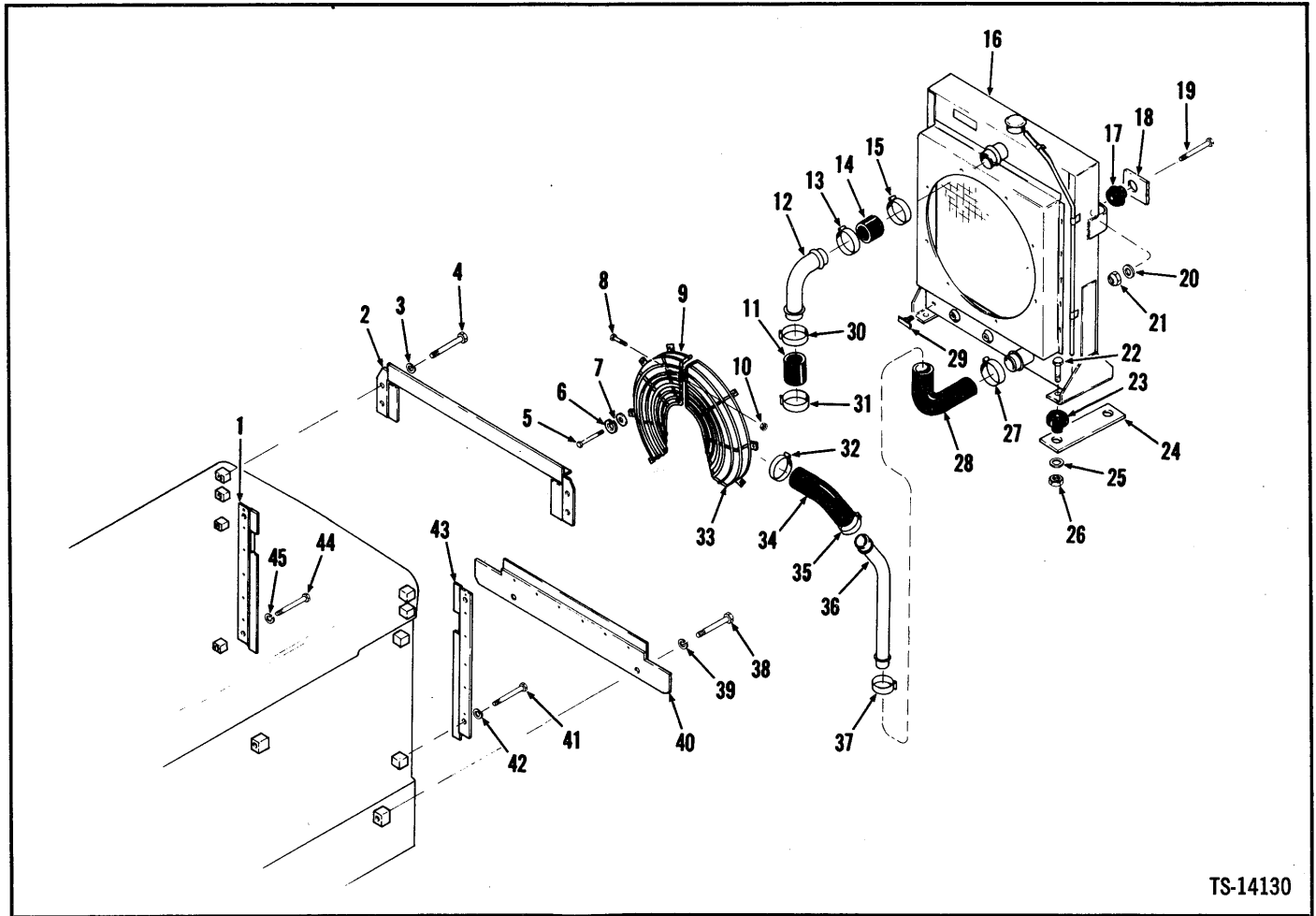
No.	Part No.	Qty.	Description
1	24C-620	2	Bolt
2	616786	2	Washer
3	2511093	2	Washer
4	18D-08	2	Nut
5	584502	2	Washer
6	3981568	1	Radiator
7	3957624	1	Clamp
8	1M-16046	1	Hose
9	3957624	1	Clamp
10	3981569	1	Tube
11	3957624	1	Clamp
12	1M-16046	1	Hose
13	3957624	1	Clamp
14	3957624	1	Clamp
15	3981192	1	Hose
16	584501	2	Dampener
17	3957624	1	Clamp
18	3957624	1	Clamp
19	3981192	1	Hose

No.	Part No.	Qty.	Description
20	3957624	1	Clamp
21	3981570	1	Tube
22	24C-612	1	Bolt
23	18D-06	1	Nut
24	3981571	1	Clip
25	24C-836	2	Bolt
26	2511102	1	Bracket RH
26A	†2511103	1	Bracket LH
27	584502	2	Washer
28	18D-08	2	Nut
29	18D-06	4	Nut
30	616786	4	Washer
31	2511093	4	Washer
32	24C-624	4	Bolt
33	584501	2	Dampener
34	24C-842	2	Bolt
35	2511101	1	Bracket RH
35A	†2511100	1	Bracket LH
36	18D-06	2	Nut

*For 4189C101JAC → 4189C999JAC
†See Index

Radiator Connections*

MICHIGAN



TS-14130

No.	Part No.	Qty.	Description
1	2510356	1	Angle RH
2	2510363	1	Filler strip
3	4E-06	4	Lockwasher
4	24C-612	4	Bolt
5	24C-616	7	Bolt
6	4E-06	7	Lockwasher
7	25E-18	7	Washer
8	24C-616	2	Bolt
9	2510392	1	Fan guard RH
10	18D-06	2	Nut
11	1M16040	1	Hose
12	2508599	1	Tube
13	879717	1	Clamp
14	1M16040	1	Hose
15	879717	1	Clamp
16	13902785	1	Radiator
17	568361	2	Dampener
18	1	1	Frame rear
19	24C-836	2	Bolt
20	584502	2	Washer
21	18D-08	2	Nut
22	24C-836	4	Bolt
23	568361	4	Dampener

No.	Part No.	Qty.	Description
24	1	1	Frame rear
25	584502	4	Washer
26	18D-08	4	Nut
27	879717	1	Clamp
28	1316506	1	Hose
29	72F-2	1	Draincock
30	879717	1	Clamp
31	879717	1	Clamp
32	879717	1	Clamp
33	2510391	1	Fan guard LH
34	2510263	1	Hose
35	879717	1	Clamp
36	² 2508600	1	Tube
37	879717	1	Clamp
38	24C-612	2	Bolt
39	4E-06	2	Lockwasher
40	2510352	1	Filler strip
41	24C-612	2	Bolt
42	4E-06	2	Lockwasher
43	2510357	1	Angle LH
44	24C-612	2	Bolt
45	4E-06	2	Lockwasher

*For 4189D101JAC & →

¹See Index

²For replacement use 1-2519504 Tube plus 1-40K8.

PM 3016

Printed in U.S.A.

(1G6)

R5-3

(

(

(

(

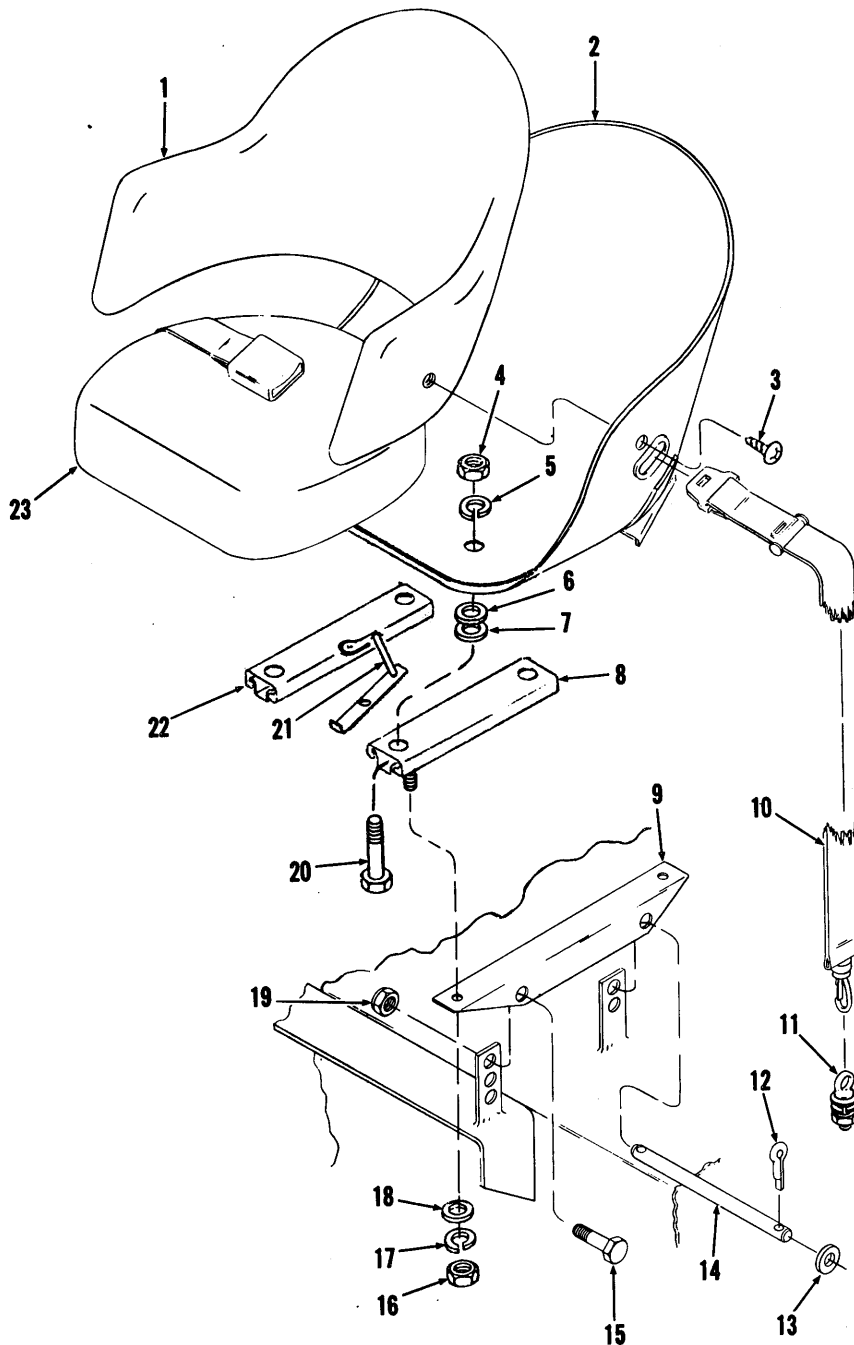
(

(

(

Seat, Seat Belt & Support Parts

CLARK



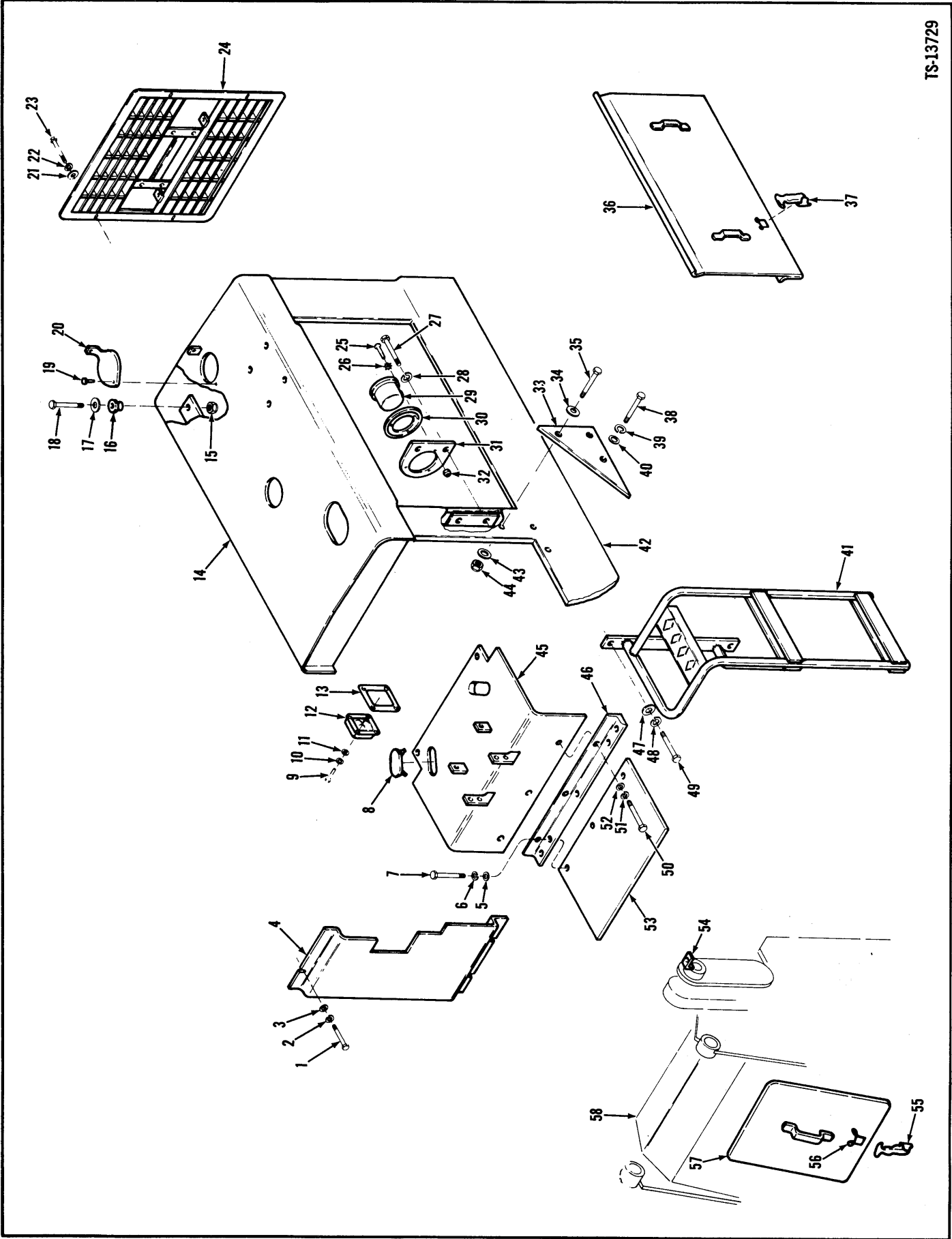
TS-14808

No.	Part No.	Qty.	Description
A	² 3985011	1	Seat assy
1	3980143	1	Cushion
2	³ -----	1	Seat pan
3	3980137	12	Screw
3A	†2EM5	12	Washer
4	26DM8	4	Nut
5	6EM80	4	Lockwasher
6	3980139	4	Spacer
7	3980139	4	Spacer
8	3980142	1	Slide LH
9	2504527	2	Angle
10	2522107	1	Seat belt assy
11	2522745	2	Eye bolt
11A	†2522744	2	Washer

No.	Part No.	Qty.	Description
11B	†60D7	2	Nut
12	1F-420	2	Pin cotter
13	25E-22	2	Washer
14	2504589	1	Bar
15	18C 824	2	Bolt
16	26DM8	4	Nut
17	6EM80	4	Lockwasher
18	2EM8	4	Washer
19	60D-08	4	Nut
20	3980621	4	Screw
21	28H16100	1	Wire
22	3980140	1	Slide RH
23	3980144	1	Cushion

²Inc. 1 → 8, 16 → 18, 20, 22, 23

³See A



Sheet Metal Group



No.	Part No.	Qty.	Description
1	23C-612	3	Bolt
2	4E-06	3	Lockwasher
3	25E-17	3	Washer
4	2506811	1	Cover
5	25E-18	6	Washer
6	23E-06	6	Lockwasher
7	24C-620	6	Bolt
8	2506815	2	Cover
9	59G-1016	4	Bolt
10	17E-10	4	Lockwasher
11	25E-10	4	Washer
12	2506424	1	Boot
13	2506414	1	Retainer
14	^{2,5} 2511047	1	Hood
14A	^{†2,6} 2508602	1	Hood
15	18D-06	4	Nut
16	568276	4	Dampener vibration
17	619021	4	Washer
18	24C-632	4	Bolt
19	1H-508	1	Rivet
20	1544448	1	Cover
21	619029	4	Washer
22	4E-08	4	Lockwasher
23	24C-824	4	Bolt
24	⁷ 2504277	1	Grille
24A	^{†8} 2513800	1	Grille
25	85G-610	6	Bolt
26	12E-6	6	Lockwasher
27	24C-616	2	Bolt
28	4E-06	2	Lockwasher
29	1743825	1	Hourmeter
30	551251	1	Dampener vibration

No.	Part No.	Qty.	Description
31	2506225	1	Bracket
32	50D-6	6	Nut
33	3980488	2	Cover
34	656672	4	Washer
35	24C-628	4	Bolt
36	³ 2507291	2	Side panel
36A	[†] 1545623	4	Keeper
36B	[†] 1H-306	8	Rivet
37	1545622	4	Latch assy
38	24C-616	2	Bolt
39	4E-06	2	Lockwasher
40	656672	2	Washer
41	2506215	1	Step
42	¹ -----	1	Frame rear
43	656672	4	Washer
44	18D-06	4	Nut
45	2506331	1	Plate
46	2506329	1	Angle
47	25E-22	2	Washer
48	4E-08	2	Lockwasher
49	24C-820	2	Bolt
50	24C-620	6	Bolt
51	23E-06	6	Lockwasher
52	25E-18	6	Washer
53	2506330	1	Plate
54	569233	2	Bracket
55	1545622	1	Latch assy
56	1545623	1	Keeper
57	⁴ 3980449	1	Cover
58	¹ -----	1	Frame front

¹See Index

²Inc. 19, 20

³Inc. 36A, 36B

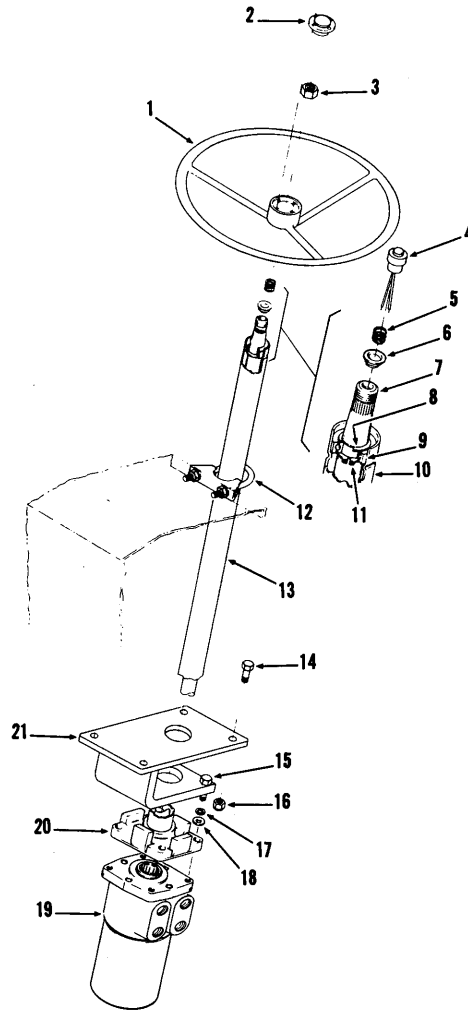
⁴Inc. 56

⁵4189C101JAC → 4189C999JAC

⁶4189D101JAC & →

⁷With Michigan Nameplate

⁸Without Michigan Nameplate



TS-13103

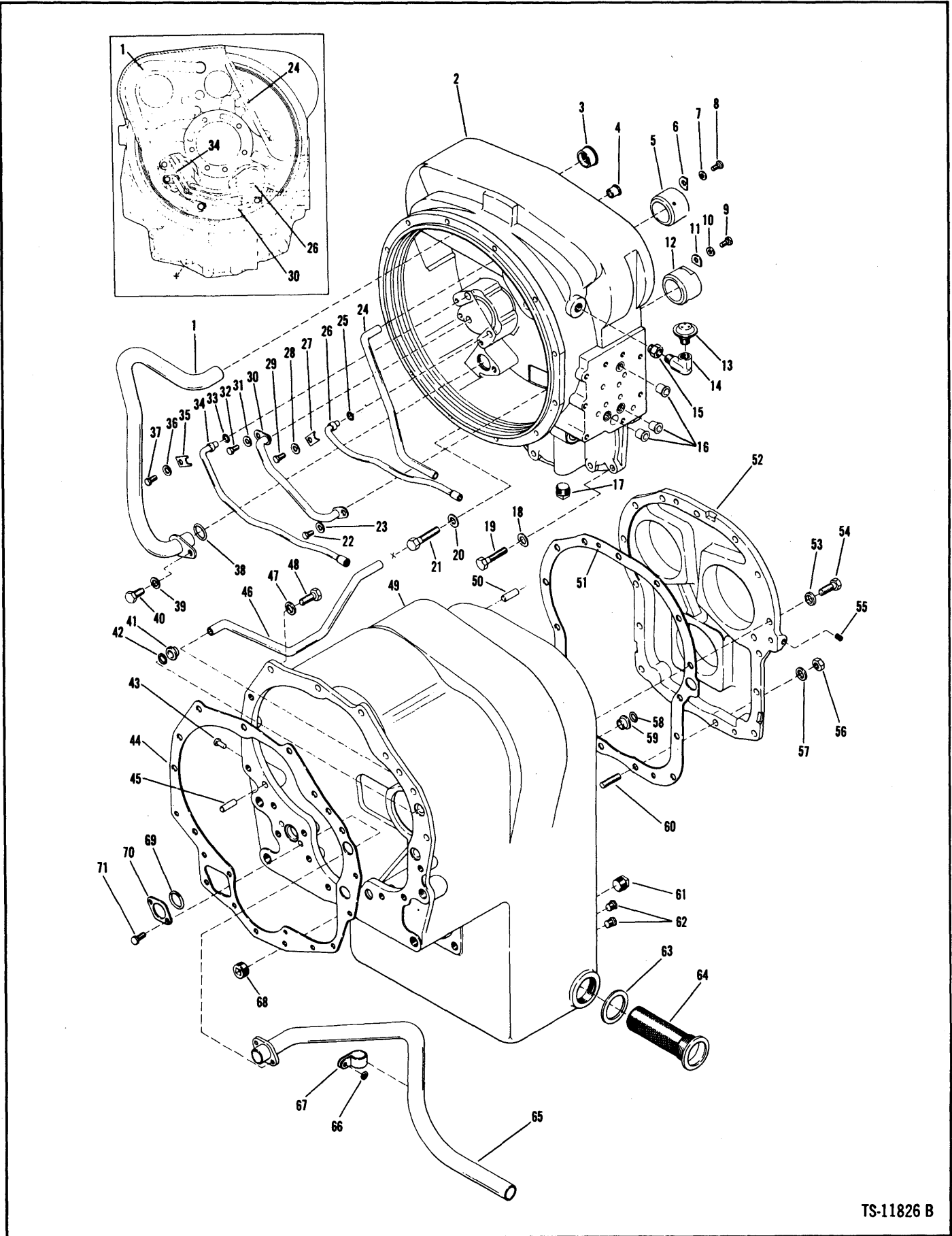
No.	Part No.	Qty.	Description
1	1519254	1	Steering wheel white
2	5200219	1	Horn button kit
3	852333	1	Nut
4	991694	1	Insulator
5	991695	1	Spring
6	991696	1	Washer
7	5209582	1	Shaft
8	991689	1	Ring
9	1567088	1	Bearing
10	5200238	1	Housing
11	991700	2	Ring snap
12	2500021	1	Clamp
12A	+25E-15	2	Washer
13	21519253	1	Steering column
14	24C-620	4	Bolt
15	23C-624	4	Bolt
16	18D-06	4	Nut
17	4E-06	4	Lockwasher
18	25E-17	4	Washer
19	1519252	1	Valve assy
20	§ ³ _____	—	Steering column
21	1519991	1	Bracket

¹See Index

²Inc. 4 → 11, 20

³See 13





TS-11826 B

Transmission & Converter Assembly

MICHIGAN

No.	Part No.	Qty.	Description
A	¹ 284579	1	Trans & conv assy
1	232136	1	Tube
1A	235987	1	Spacer
2	² 231614	1	Housing assy
3	230854	1	Sleeve
4	222067	1	Sleeve
5	237576	1	Sleeve
6	230851	1	Lock
7	4E-05	1	Lockwasher
8	1C-510	1	Bolt
9	1C-510	1	Bolt
10	4E-05	1	Lockwasher
11	230851	1	Lock
12	237576	1	Sleeve
13	211433	1	Breather
14	26F-3	1	Elbow
15	19F-8	1	Bushing
16	222067	3	Sleeve
17	⁶ 40K-12	1	Plug
17A	^{†5} 91F-6	1	O-ring
17B	^{†5} 3903493	1	Plug
18	4E-07	4	Lockwasher
19	1C-728	4	Bolt
20	4E-07	4	Lockwasher
21	1C-744	4	Bolt
22	1C-510	1	Bolt
23	4E-05	1	Lockwasher
24	231166	1	Tube
25	25K-30012	1	O-ring
26	231095	1	Tube
27	231048	1	Clip
28	4E-05	1	Lockwasher
29	1C-510	1	Bolt
30	231093	1	Tube
31	4E-05	1	Lockwasher
32	1C-510	1	Bolt
33	25K-30012	1	O-ring
34	231094	1	Tube
35	231048	1	Clip
36	4E-05	1	Lockwasher

No.	Part No.	Qty.	Description
37	1C-510	1	Bolt
38	25K-40030	1	O-ring
39	4E-06	1	Lockwasher
40	⁴ 5C-612	1	Bolt
41	222067	1	Sleeve
42	25K-40026	1	O-ring
43	1H-418	1	Rivet
44	231606	1	Gasket
45	214295	2	Dowel
46	230900	1	Tube
47	4E-07	10	Lockwasher
48	1C-720	10	Bolt
49	³ 231611	1	Trans case assy
50	214118	2	Dowel
51	231781	1	Gasket
52	233954	1	Cover
53	4E-07	13	Lockwasher
54	1C-720	13	Bolt
55	16F-02	1	Plug
56	62D-07	2	Nut
57	4E-07	2	Lockwasher
58	25K-40026	1	O-ring
59	222067	1	Sleeve
60	200991	2	Stud
61	215757	1	Plug
62	40K-04	2	Plug
63	219373	1	Gasket
64	231390	1	Screen
65	234836	1	Tube
66	25E-13	1	Washer
67	6H-36	1	Clip
68	16F-16	2	Plug
69	25K-40104	1	O-ring
70	230921	1	Washer
71	4C-514	2	Bolt

¹(12HR28322-500) Inc. 1→71 and Pages T5→T17

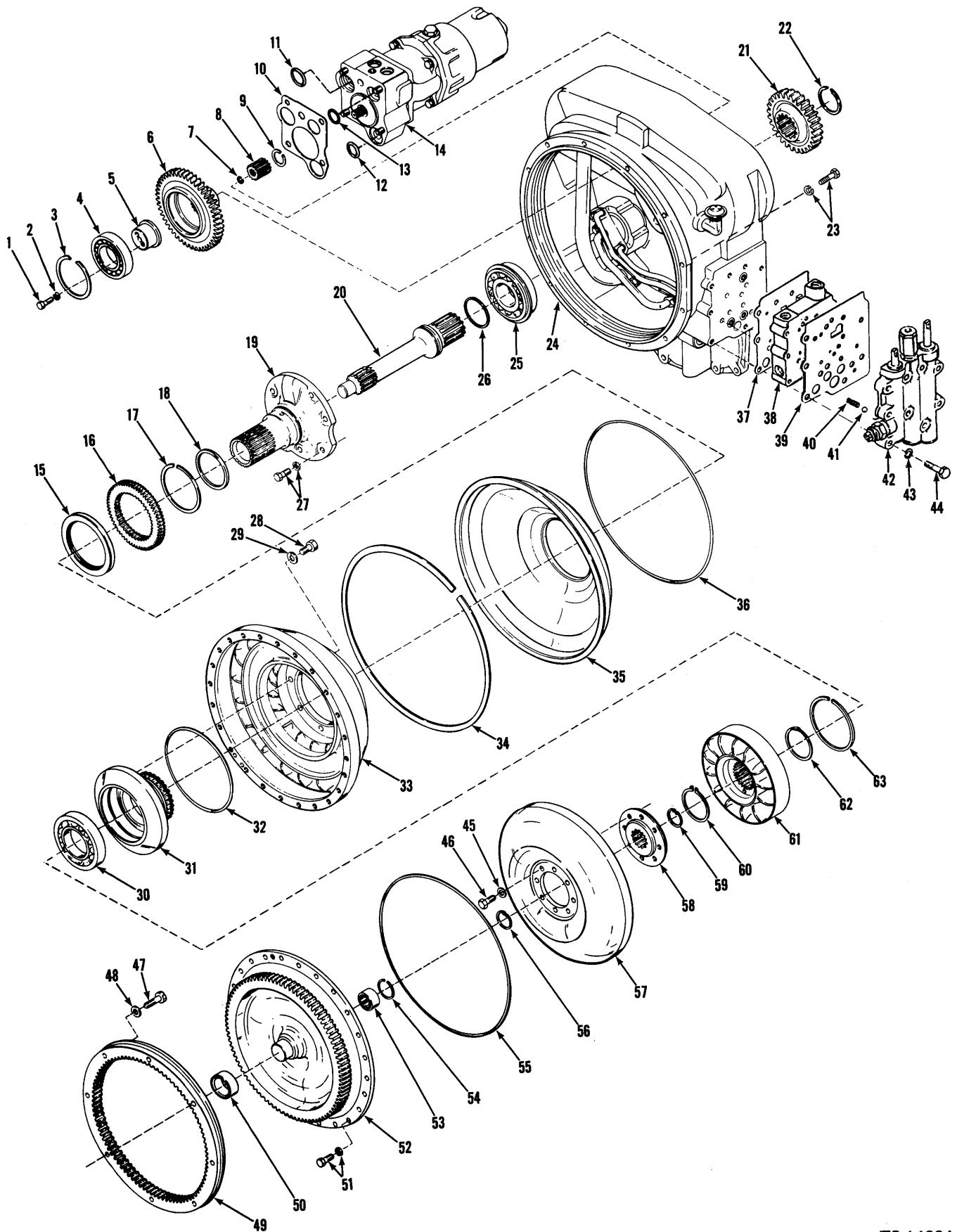
²Inc. 1→12, 16, 22→40

³Inc. 41, 43, 46, 49, 59, 65, 66, 67, 69, 70, 71

⁴Inc. 39

⁵4189C101JAC → 348JAC

⁶4189C349JAC & →

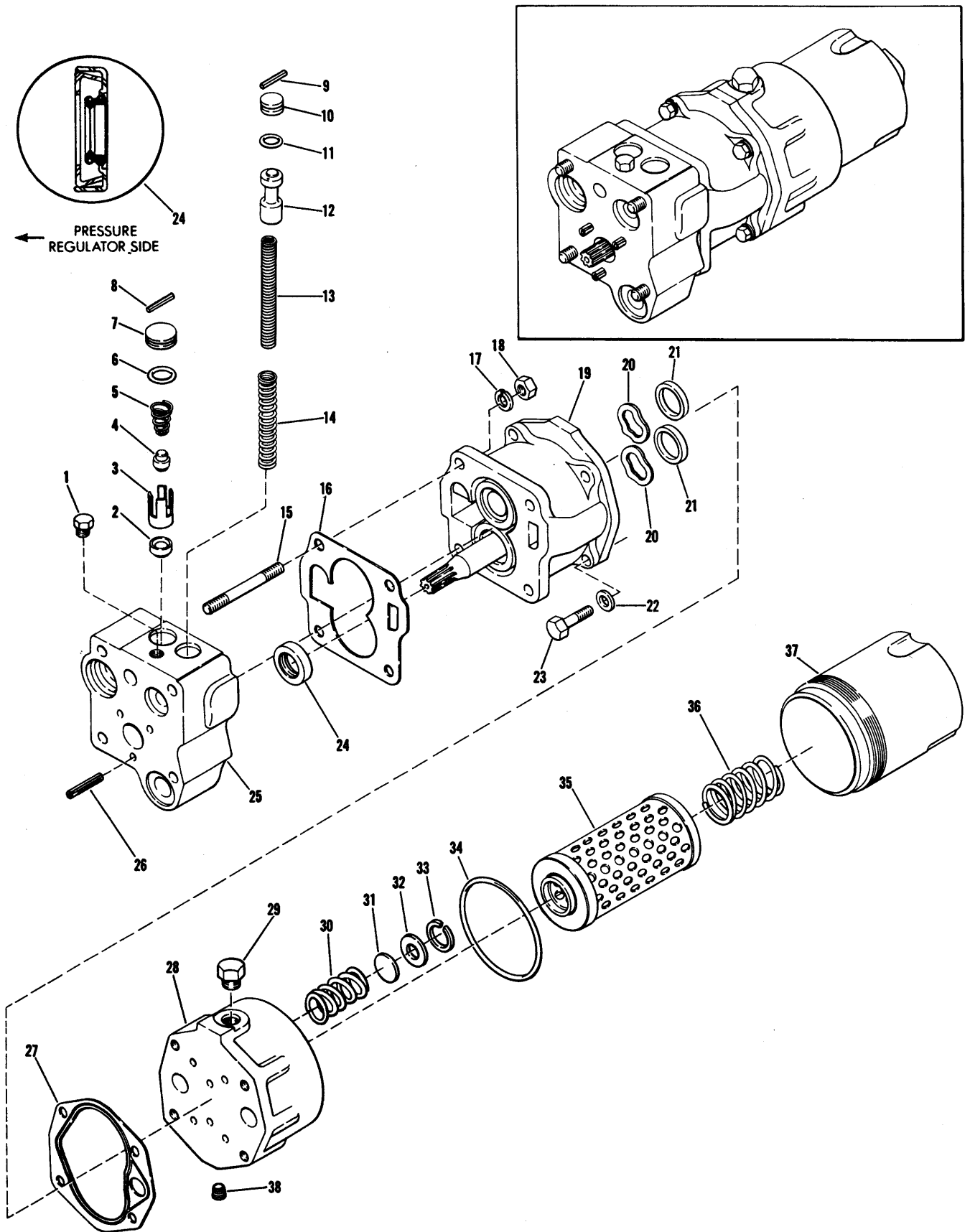


Transmission Converter Assembly

No.	Part No.	Qty.	Description
1	2C-720	6	Bolt
2	4E-07	6	Lockwasher
3	223925	3	Ring
4	225601	3	Bearing
5	230811	3	Support
6	230812	3	Gear
7	659041	1	Ring
8	² 236292	1	Sleeve conv pump
8A	³ 233250	1	Sleeve steer pump
9	224039	2	Ring
10	231080	1	Gasket
11	60K-40106	1	O-ring
12	60K-40100	1	O-ring
13	60K-40026	1	O-ring
14	1-----	1	Valve pump & filter
15	214941	1	Seal
16	230805	1	Gear
17	224009	1	Ring
18	221653	1	Ring
19	237237	1	Support
20	214933	1	Shaft
21	233705	1	Gear
22	224026	1	Ring
23	24C-624	12	Bolt
23A	4E-06	12	Lockwasher
24	231614	1	Housing & tube assy
25	225597	1	Bearing
26	222079	1	Ring
27	1C-820	6	Bolt
27A	7E-08	6	Lockwasher
28	4C-714	8	Bolt
29	25E-19	8	Washer
30	214596	1	Bearing
31	214923	1	Hub

No.	Part No.	Qty.	Description
32	60K-40616	1	O-ring
33	214920	1	Impeller assembly
34	230855	1	Ring
35	⁴ 232461	1	Baffle
36	231458	1	Ring
37	235677	1	Gasket
38	1-----	1	Valve modulated
39	234663	1	Gasket
40	232147	2	Spring
41	10J-12	2	Ball
42	1-----	1	Valve transm control
43	4E-06	9	Lockwasher
44	1C-664	9	Bolt
45	619023	8	Washer
46	209313	8	Bolt
47	236288	16	Bolt
48	215909	16	Washer
49	233089	1	Ring gear
50	⁵ 6-----	1	Sleeve
51	233128	24	Bolt assy
52	⁵ 801524	1	Cover
53	214988	1	Bearing
54	666542	1	Ring
55	232535	1	O-ring
56	659065	1	Ring
57	222684	1	Turbine
58	214924	1	Hub
59	659065	1	Ring
60	743035	1	Ring
61	229565	1	Reaction member conv
62	229566	1	Spacer
63	214953	1	Ring

¹See Index
²Inc. 9
³Inc. 7, 9
⁴Inc. 15
⁵Inc. 50
⁶See 52



Transmission Converter Pressure Regulator Valve, Charging Pump & Oil Filter Assembly

CLARK

No.	Part No.	Qty.	Description
1	40K-04	1	Plug
2	233278	1	Seat
3	233279	1	Spacer
4	222318	1	Plunger
5	222312	1	Spring
6	25K-30022	1	O-ring
7	229296	1	Stop
8	763795	1	Pin
9	763795	1	Pin
10	220983	1	Stop
11	25K-30018	1	O-ring
12	231077	1	Piston
13	224368	1	Spring
14	235676	1	Spring
15	231083	4	Stud
16	231081	1	Gasket
17	4E-07	4	Lockwasher
18	62D-07	4	Nut
19	^{2,3} 234639	1	Pump & filter assy
20	234640	2	Spring
21	234643	2	Seal
22	4E-07	4	Lockwasher
23	1C-724	4	Bolt
24	456294	1	Seal
25	⁴ 231075	1	Valve assy
26	233280	3	Pin
27	231199	1	Gasket
28	⁵ -----	1	Adapter
29	40K-04	1	Plug
30	230959	1	Spring
31	230960	1	Disc
32	230961	1	Seat
33	230965	1	Ring
34	25K-40404	1	O-ring
35	⁶ 230962	1	Element
36	230963	1	Spring
37	230964	1	Housing
38	40K-01	1	Plug

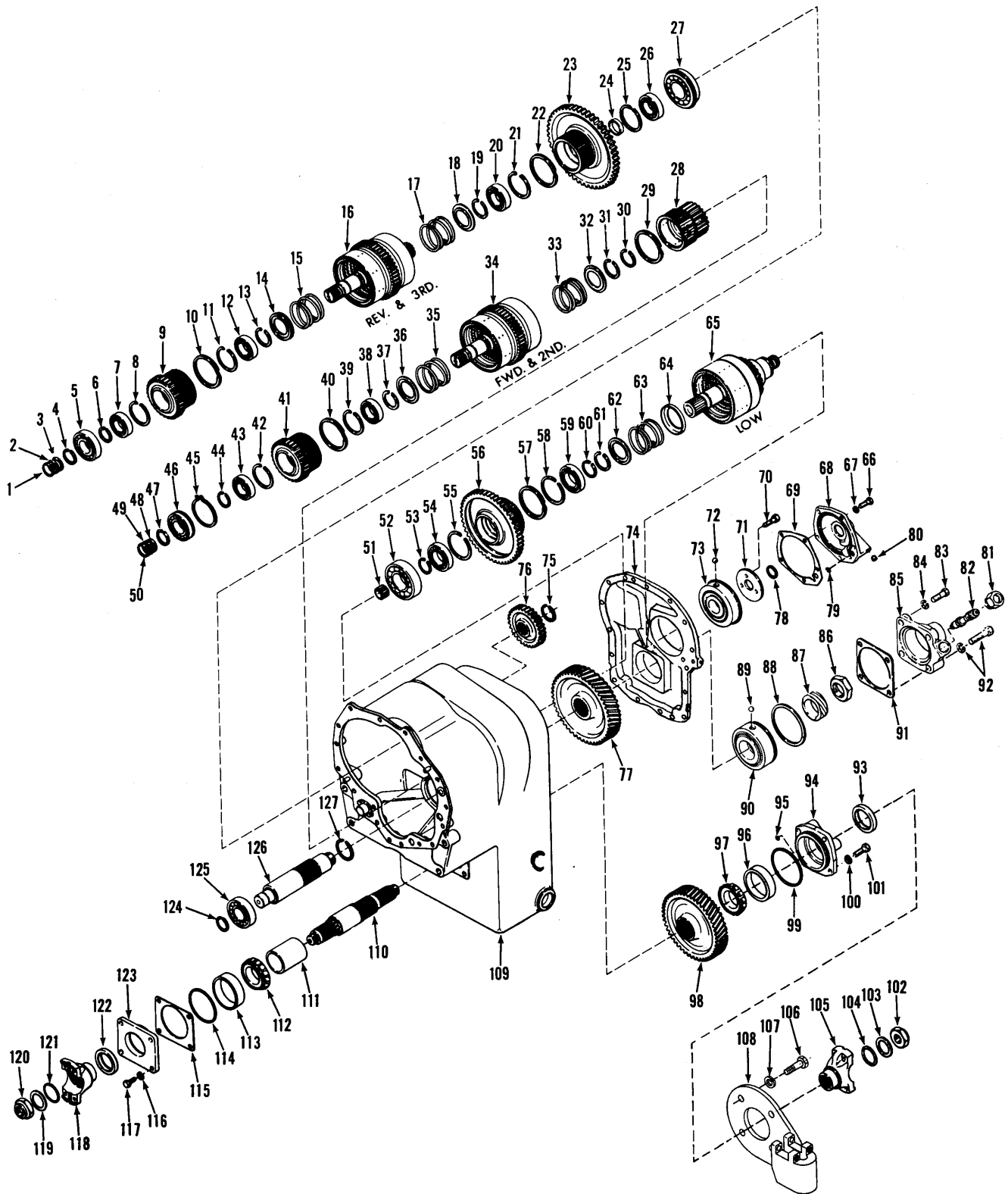
²Replace. Do not rebuild

³Inc. 19 → 23, 27 → 38

⁴Inc. 1 → 14, 24, 26

⁵See 19

⁶Inc. 34



TS-11305

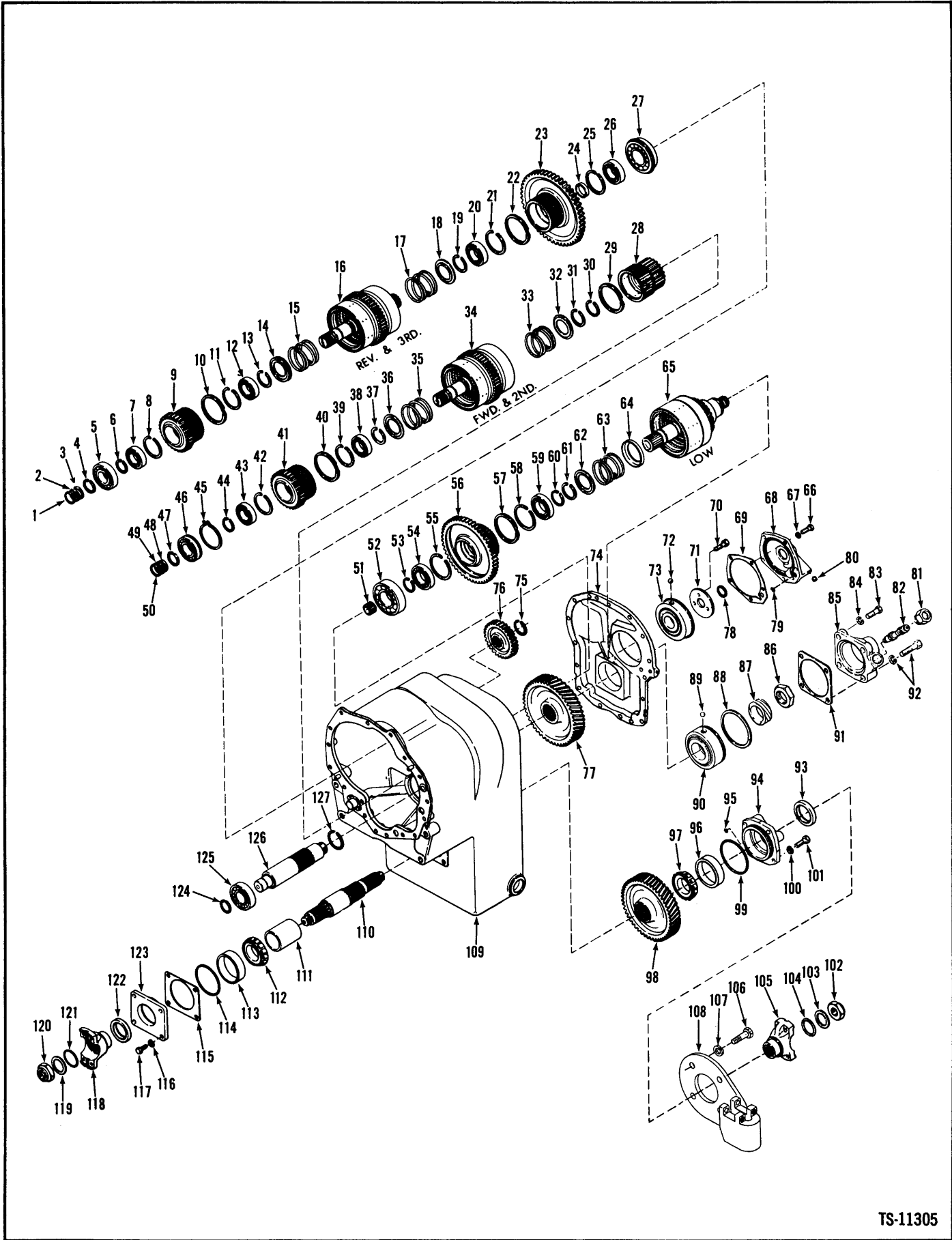
Transmission Gear & Shaft Group

MICHIGAN

No.	Part No.	Qty.	Description
1	215183	1	Ring
2	215183	1	Ring
3	215183	1	Ring
4	224083	1	Ring
5	225603	1	Bearing
6	224083	1	Ring
7	233389	1	Bearing
8	223877	1	Ring
9	235043	1	Gear
10	731160	1	Ring
11	223877	1	Ring
12	230829	1	Bearing
13	654613	1	Ring
14	232089	1	Retainer
14A	†232088	1	Retainer
15	230822	1	Spring
16	1_____	1	Clutch assy
17	230822	1	Spring
18	232089	1	Retainer
18A	†232088	1	Retainer
19	654613	1	Ring
20	230860	1	Bearing
21	223874	1	Ring
22	731160	1	Ring
23	231098	1	Gear
24	230906	1	Spacer
25	223874	1	Ring
26	233390	1	Bearing
27	658038	1	Bearing
28	231198	1	Gear
29	731160	1	Ring
30	654613	1	Ring
31	654613	1	Ring
32	232089	1	Retainer
32A	†232088	1	Retainer

No.	Part No.	Qty.	Description
33	230822	1	Spring
34	1_____	1	Clutch assy
35	230822	1	Spring
36	232089	1	Retainer
36A	†232088	1	Retainer
37	654613	1	Ring
38	230829	1	Bearing
39	223877	1	Ring
40	731160	1	Ring
41	235043	1	Gear
42	223877	1	Ring
43	233389	1	Bearing
44	224083	1	Ring
45	230889	1	Ring
46	223349	1	Bearing
47	224083	1	Ring
48	215183	1	Ring
49	215183	1	Ring
50	215183	1	Ring
51	230886	1	Bearing
52	231554	1	Bearing
53	230888	1	Ring
54	230885	1	Bearing
55	223964	1	Ring
56	231229	1	Gear
57	731160	1	Ring
58	223964	1	Ring
59	230885	1	Bearing
60	230888	1	Ring
61	654613	1	Ring
62	232089	1	Retainer
63	230822	1	Spring
64	232088	1	Retainer
65	1_____	1	Clutch assy
66	1C-618	5	Bolt

†See Index



TS-11305

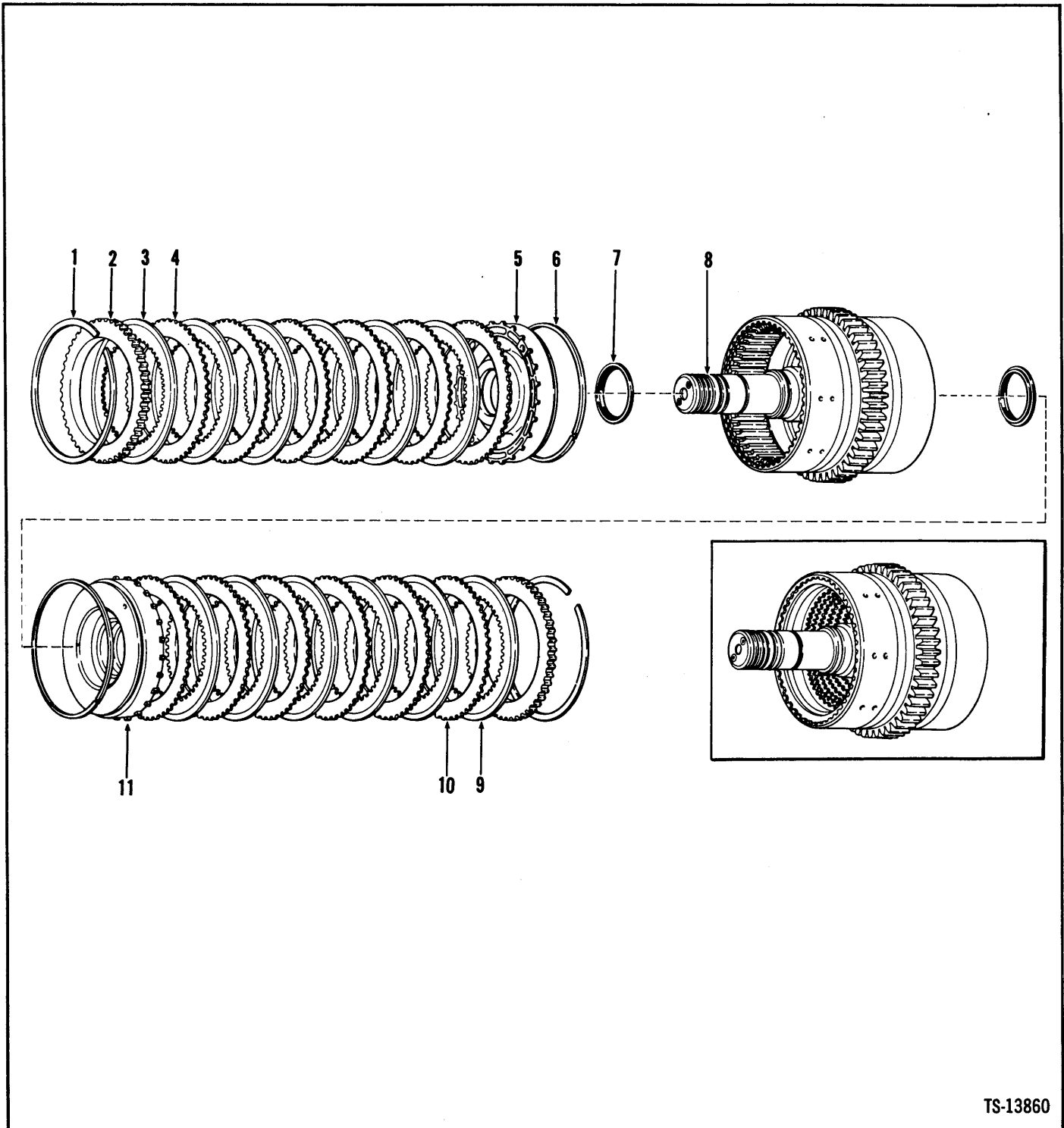
Transmission Gear & Shaft Group



No.	Part No.	Qty.	Description
67	4E-06	5	Lockwasher
68	233955	1	Cap
69	231193	1	Gasket
70	9C-614	3	Bolt
71	237003	1	Plate
72	10J-15	1	Ball
73	233968	1	Bearing
73A	234649	1	Ring
74	233954	1	Cover
75	224106	1	Ring
76	230871	1	Gear
77	235511	1	Gear
78	208768	1	Ring
79	25K-30016	1	O-ring
80	16F-02	1	Plug
81	202459	1	Nut
81A	†229607	1	Cap
81B	†25K-30022	1	O-ring
82	229187	1	Gear
83	1C-922	3	Bolt
84	4E-09	3	Lockwasher
85	231065	1	Cap
86	231639	1	Nut
87	231066	1	Gear
88	230952	1	Ring
89	10J-15	1	Ball
90	231646	1	Bearing
91	232484	1	Gasket
92	1C-940	1	Bolt
92A	4E-09	1	Lockwasher
93	225823	1	Seal
94	231817	1	Cap
95	25K-30026	1	O-ring
96	742240	1	Cup

No.	Part No.	Qty.	Description
97	1315447	1	Cone
98	234541	1	Gear
99	25K-40412	1	O-ring
100	4E-09	4	Lockwasher
101	1C-928	4	Bolt
102	222960	1	Nut
103	222179	1	Washer
104	25K-60116	1	O-ring
105	230864	1	Flange
106	17C-922	4	Bolt
107	4E-09	4	Lockwasher
108	2500170	1	Brake carrier
109	231611	1	Case
110	233964	1	Shaft
111	233965	1	Spacer
112	1315447	1	Cone
113	1303281	1	Cup
114	25K-40400	1	O-ring
115	‡231848	—	Shim
115A	‡231849	—	Shim
115B	‡231850	—	Shim
115C	‡231851	—	Shim
116	4E-09	4	Lockwasher
117	1C-920	4	Bolt
118	231136	1	Flange
119	222179	1	Washer
120	222960	1	Nut
121	25K-60116	1	O-ring
122	230954	1	Seal
123	231818	1	Cap
124	224083	1	Ring
125	743439	1	Bearing
126	235504	1	Shaft
127	224065	1	Ring

- 2.004 (0,10 mm)
- 3.007 (0,17 mm)
- 4.010 (0,25 mm)
- 5.020 (0,50 mm)

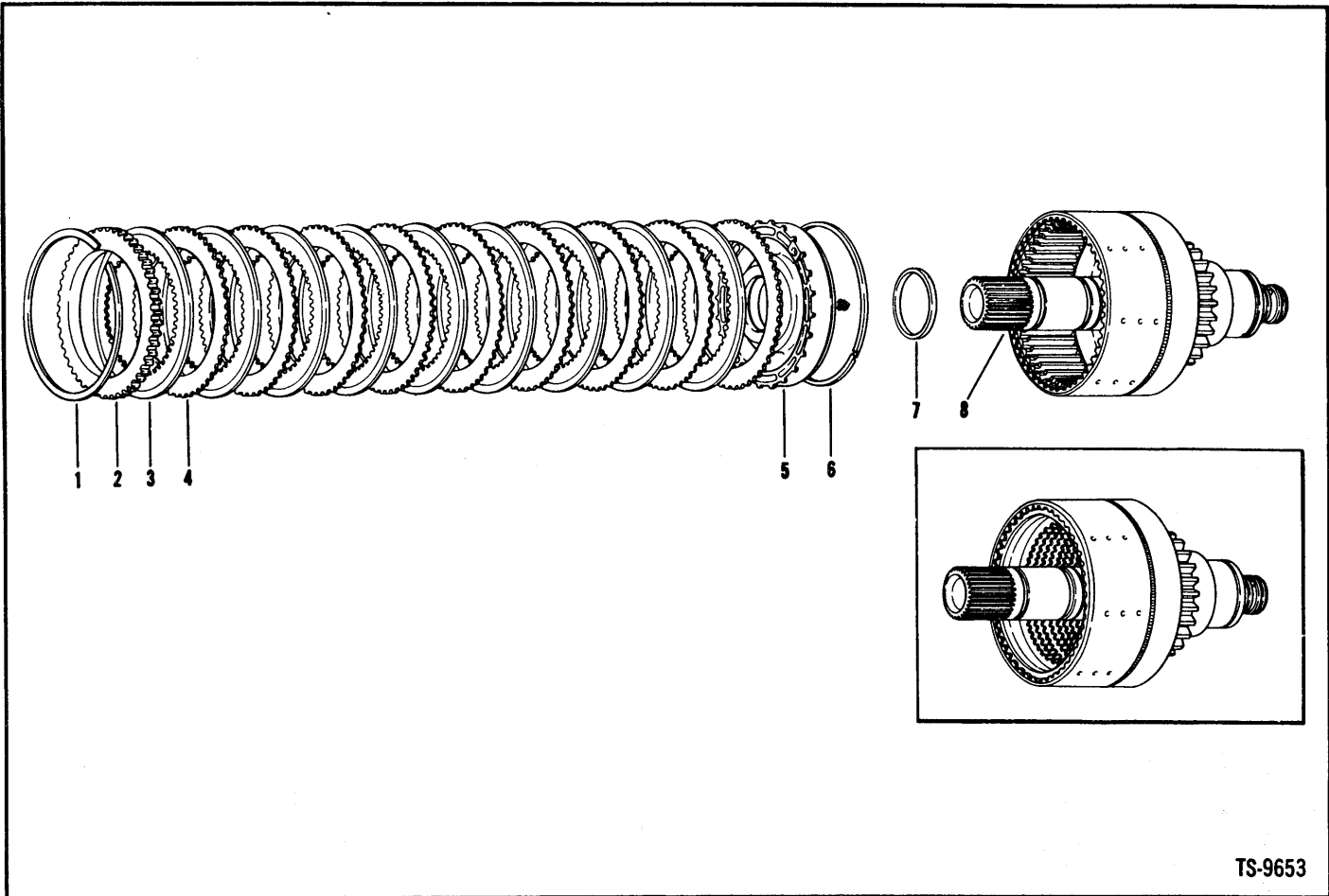


TS-13860

No.	Part No.	Qty.	Description
1	215190	2	Ring
2	224774	2	Plate
3	236989	6	Disc inner
4	224772	6	Disc outer
5	235604	1	Piston
6	224771	2	Ring

No.	Part No.	Qty.	Description
7	230857	2	Seal
8	235038	1	Drum shaft assy
9	233166	6	Disc inner
10	224772	6	Disc outer
11	230850	1	Piston

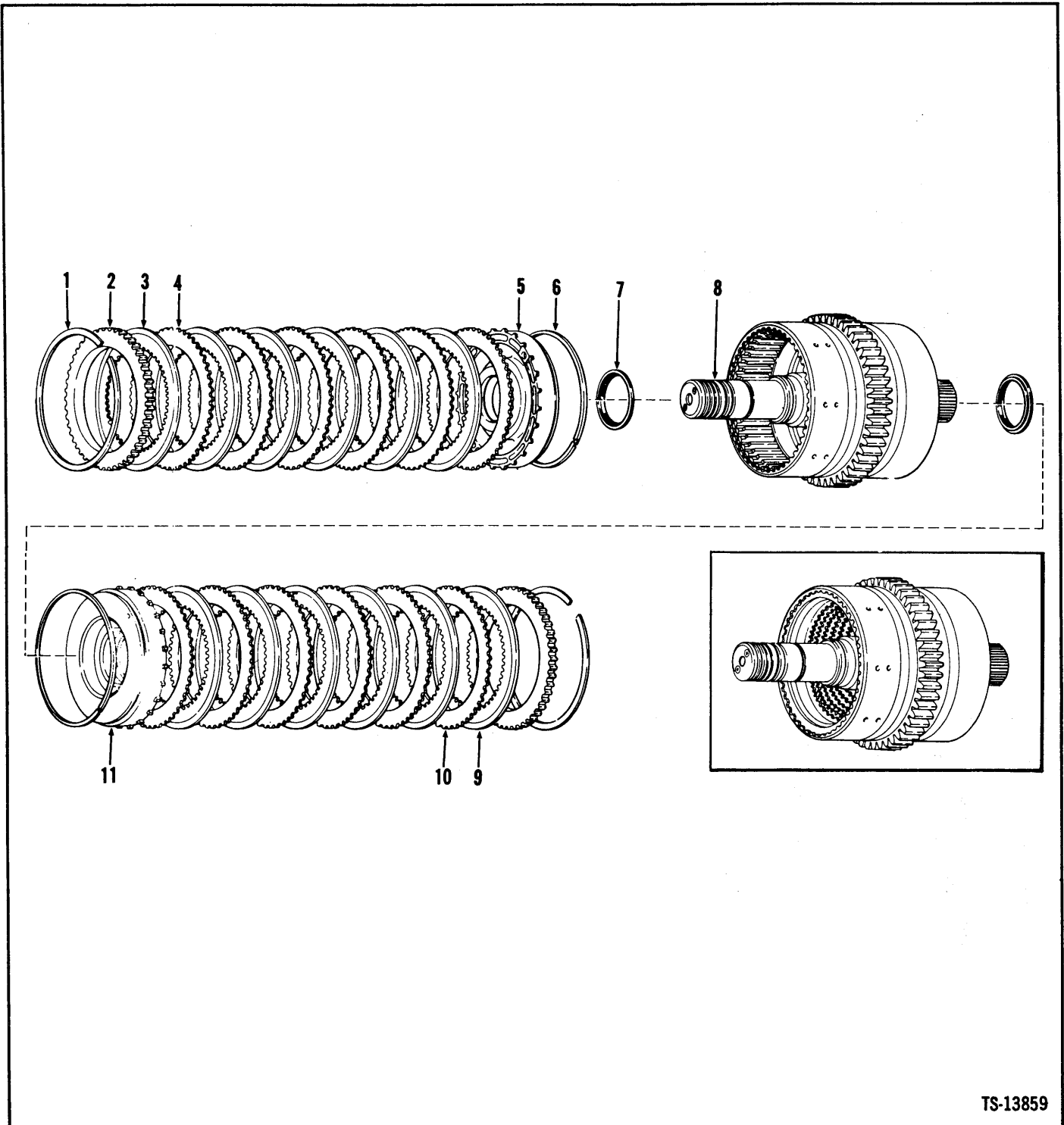
Transmission Clutch Group – Forward *



TS-9653

No.	Part No.	Qty.	Description
1	215190	1	Ring
2	224774	1	Plate
3	230911	9	Disc inner
4	224772	9	Disc outer
5	230850	1	Piston
6	224771	1	Ring
7	230857	1	Seal
8	234539	1	Drum shaft assy

*Ref. S.G.-654



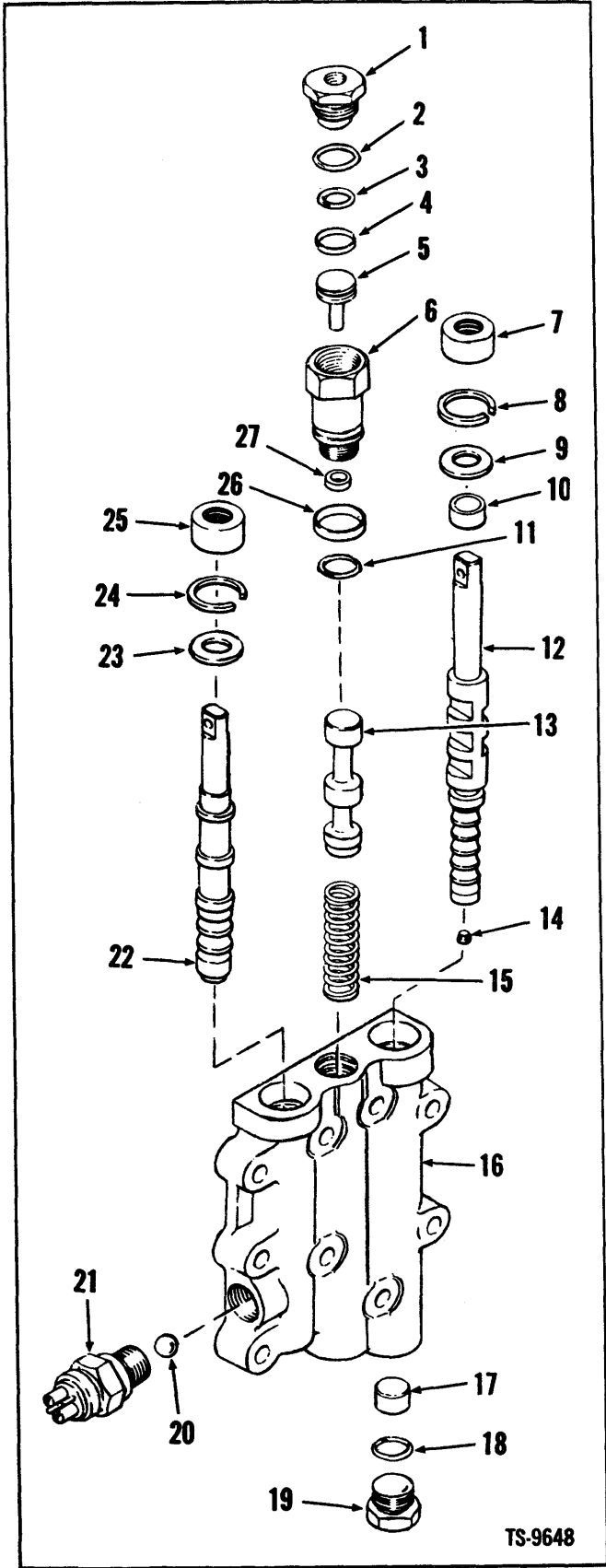
TS-13859

No.	Part No.	Qty.	Description
1	215190	2	Ring
2	224774	2	Plate
3	236989	6	Disc inner
4	224772	6	Disc outer
5	235604	1	Piston
6	224771	2	Ring

No.	Part No.	Qty.	Description
7	230857	2	Seal
8	235034	1	Drum shaft assy
9	233166	6	Disc inner
10	224772	6	Disc outer
11	230850	1	Piston

*Ref. S.G.-654

Transmission Control Valve



No.	Part No.	Qty.	Description
A	235166	1	Valve transm control
1	235095	1	Plug valve
2	91F-10	1	O-ring
3	25K-30030	1	O-ring
4	235138	1	Ring
5	235094	1	Piston
6	235093	1	Valve de-clutch
7	234651	1	Seal
8	664140	1	Ring
9	217657	1	Washer
10	231840	1	Spacer
11	25K-30022	1	O-ring
12	§ ³ -----	—	Spool
13	§ ³ -----	—	Spool
14	16F-01	1	Plug pipe
15	231164	1	Spring
16	§ ³ -----	—	Valve body
17	231839	1	Spacer
18	91F-7	1	O-ring
19	24K-7	1	Plug pipe
20	10J-12	1	Ball
21	236395	1	Switch neutral start
22	§ ³ -----	—	Spool
23	217657	1	Washer
24	664140	1	Ring
25	234651	1	Seal
26	228931	1	Seal
27	229131	1	Seal

¹Inc. 1 → 27
²Inc. 1 → 5, 11, 26, 27
³See "A"
⁴Inc. 18

TS-9648

(

(

(

(

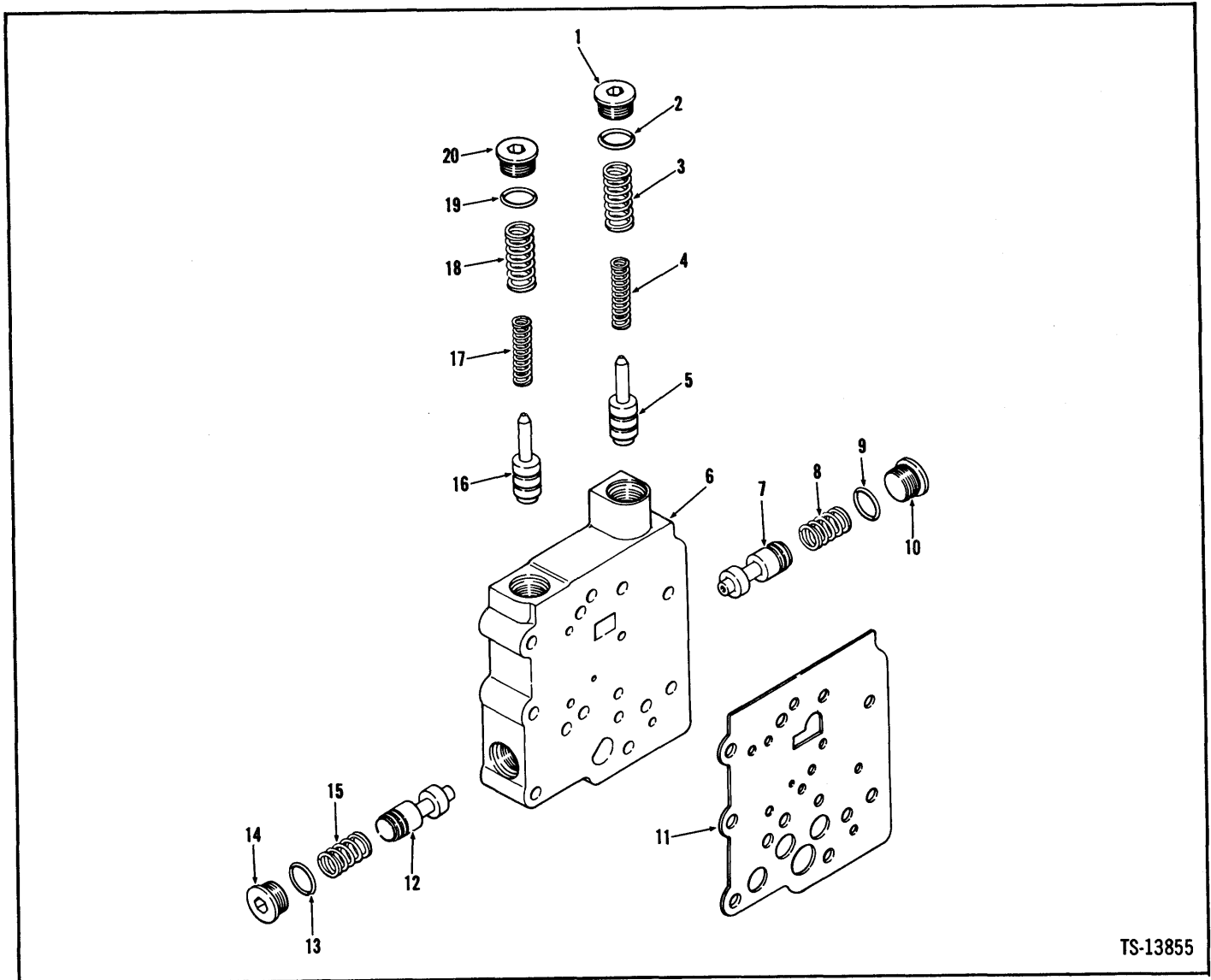
(

(

(

Transmission Modulated Valve Assembly

MICHIGAN



TS-13855

No.	Part No.	Qty.	Description
A	² 235931	1	Valve assy
1	³ 47K-7	1	Plug
2	91F-7	1	O-ring
3	⁴ 234668	1	Spring
4	⁵ 234669	1	Spring
5	⁶ -----	1	Valve accumulator
6	⁶ -----	1	Body
7	⁶ -----	1	Spool
8	⁶ 234665	1	Spring
9	91F-7	1	O-ring
10	⁷ 47K-7	1	Plug

No.	Part No.	Qty.	Description
11	¹⁰ -----	1	Gasket
12	⁶ -----	1	Spool
13	91F-7	1	O-ring
14	⁸ 47K-7	1	Plug
15	⁶ 234665	1	Spring
16	⁶ -----	1	Valve accumulator
17	⁶ 234669	1	Spring
18	⁴ 234668	1	Spring
19	91F-7	1	O-ring
20	⁹ 47K-7	1	Plug

¹Inc. 1 → 10, 12 → 20

²Inc. 2

³Outer

⁴Inner

⁵See A

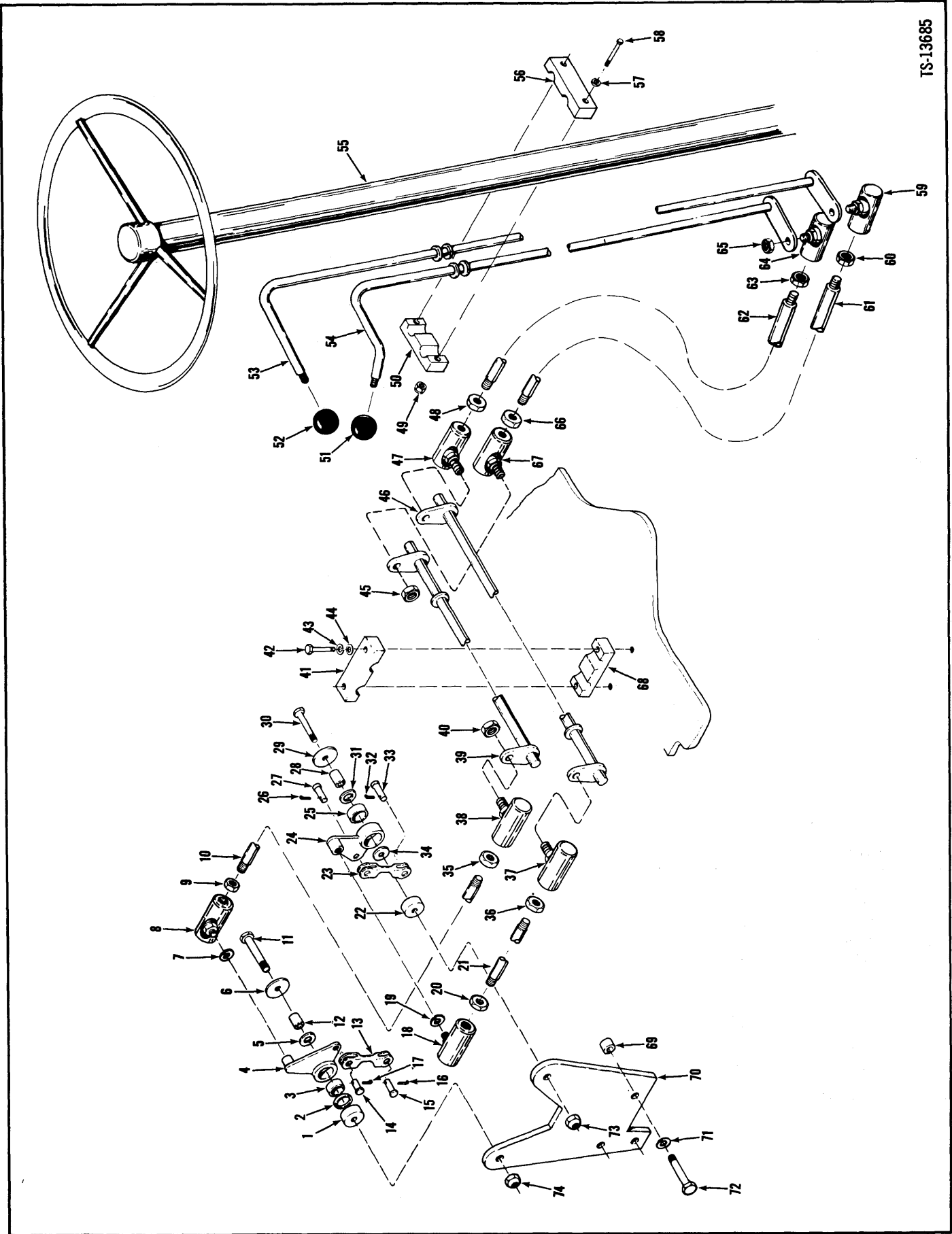
⁶Inc. 9

⁷Inc. 13

⁸Inc. 19

¹⁰See page T5.

PM 3016
Printed in U.S.A.



Transmission Control Levers & Linkage



No.	Part No.	Qty.	Description
1	675889	1	Spacer
2	1522535	1	Seal
3	675227	1	Bearing
4	² 2504034	1	Bellcrank
5	1522535	1	Seal
6	561912	1	Washer
7	4E-05	1	Lockwasher
8	1301361	1	Ball joint
9	8D-05	1	Nut
10	² 2504025	1	Rod assy
11	24C-844	1	Bolt
12	1503251	1	Sleeve
13	2505201	1	Rod
14	4F-05062	1	Pin
15	4F-05062	1	Pin
16	1F-308	1	Pin cotter
17	1F-308	1	Pin cotter
18	1301361	1	Ball joint
19	4E-05	1	Lockwasher
20	8D-05	1	Nut
21	⁴ 2504023	1	Rod assy
22	675889	1	Spacer
23	2505200	1	Rod
24	⁵ 2504034	1	Bellcrank
25	675227	1	Bearing
26	1F-308	1	Pin cotter
27	4F-05062	1	Pin
28	1503251	1	Sleeve
29	561912	1	Washer
30	24C-844	1	Bolt
31	1522535	1	Seal
32	1F-308	1	Pin cotter
33	4F-05062	1	Pin
34	1522535	1	Seal
35	8D-05	1	Nut
36	8D-05	1	Nut
37	1301361	1	Ball joint

No.	Part No.	Qty.	Description
38	1301361	1	Ball joint
39	2504039	1	Bellcrank
40	66D-05	2	Nut
41	2501574	2	Support
42	24C-544	4	Bolt
43	4E-05	4	Lockwasher
44	25E-15	4	Washer
45	66D-05	2	Nut
46	2504038	1	Bellcrank
47	1301361	1	Ball joint
48	8D-05	1	Nut
49	66D-05	4	Nut
50	2501574	2	Support
51	509772	1	Knob
52	509772	1	Knob
53	2504036	1	Rod assy
54	2504037	1	Rod assy
55	_____	1	Steering column
56	2501574	2	Support
57	25E-15	4	Washer
58	24C-548	4	Bolt
59	1301361	1	Ball joint
60	8D-05	1	Nut
61	⁶ 2504027	1	Rod assy
62	⁷ 2504024	1	Rod assy
63	8D-05	1	Nut
64	1301361	1	Ball joint
65	66D-05	2	Nut
66	8D-05	1	Nut
67	1301361	1	Ball joint
68	2501574	2	Support
69	2506703	3	Spacer
70	2504040	1	Plate
71	4E-06	3	Lockwasher
72	23C-668	3	Bolt
73	18D-08	1	Nut
74	18D-08	1	Nut

¹See Index

²Inc. 3

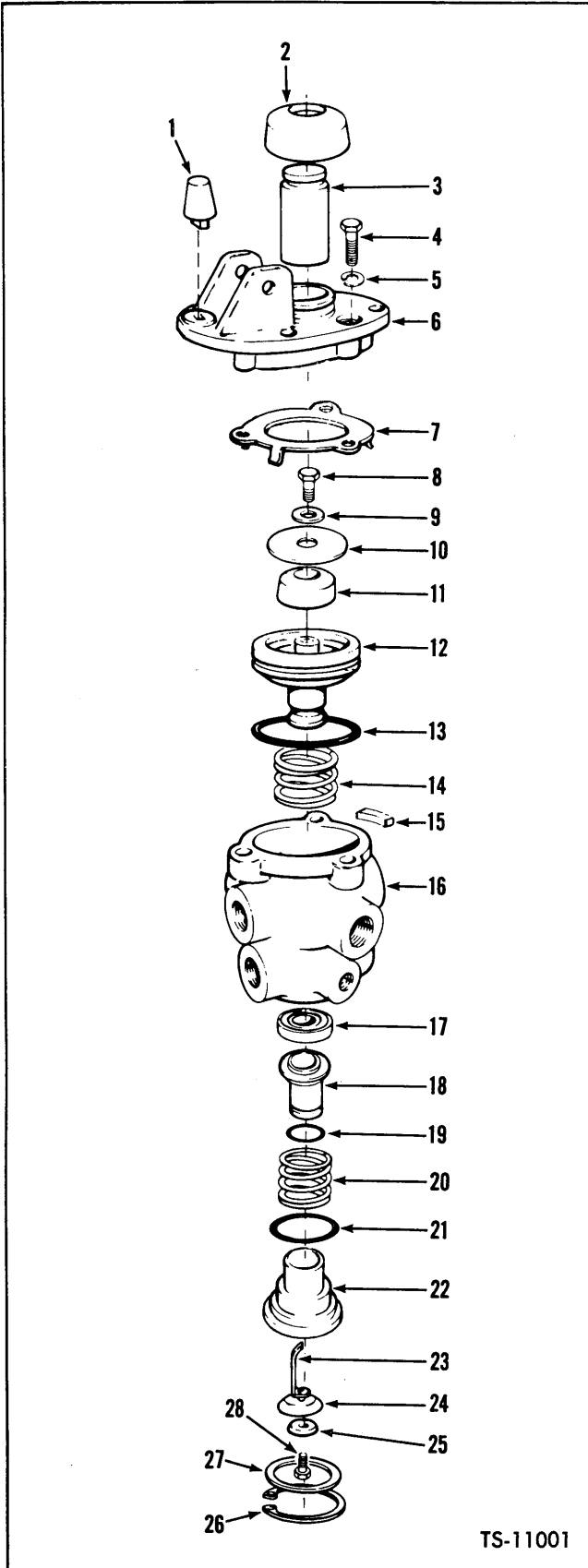
³Inc. 8, 9, 35, 38

⁴Inc. 18, 20, 36, 37

⁵Inc. 25

⁶Inc. 59, 60, 66, 67

⁷Inc. 47, 48, 63, 64



No.	Part No.	Qty.	Description
A	*1945996	2	Valve kit
B	3290125	1	Repair kit
C	3290124	1	Repair kit
D	3290099	1	Repair kit
E	3290106	1	Repair kit
1	513932	1	Stop rubber
2	875762	1	Boot
3	3290122	1	Plunger
4	1C-520	3	Bolt
5	4E-05	3	Lockwasher
6	949260	1	Plate
7	894543	1	Retainer
8	21C-410	1	Bolt
9	894542	1	Washer
10	894541	1	Valve seat
11	894540	1	Spring
12	894539	1	Piston
13	25K-40204	1	O-ring
14	875754	1	Spring
15	949261	1	Filter
16	3290105	1	Body
17	894537	1	Retainer
18	894538	1	Valve
19	25K-20020	1	O-ring
20	894536	1	Spring
21	25K-30112	1	O-ring
22	894535	1	Valve seat
23	894534	1	Spring
24	894533	1	Diaphragm
25	894532	1	Washer
26	661415	1	Ring
27	949264	1	Washer
28	87G-806	1	Screw

¹Inc. 1→28

²Inc. 1, 2, 11, 13→15, 18→21, 23, 24

³Inc. 1, 2, 18, 19, 21, 24

⁴Inc. 8→12

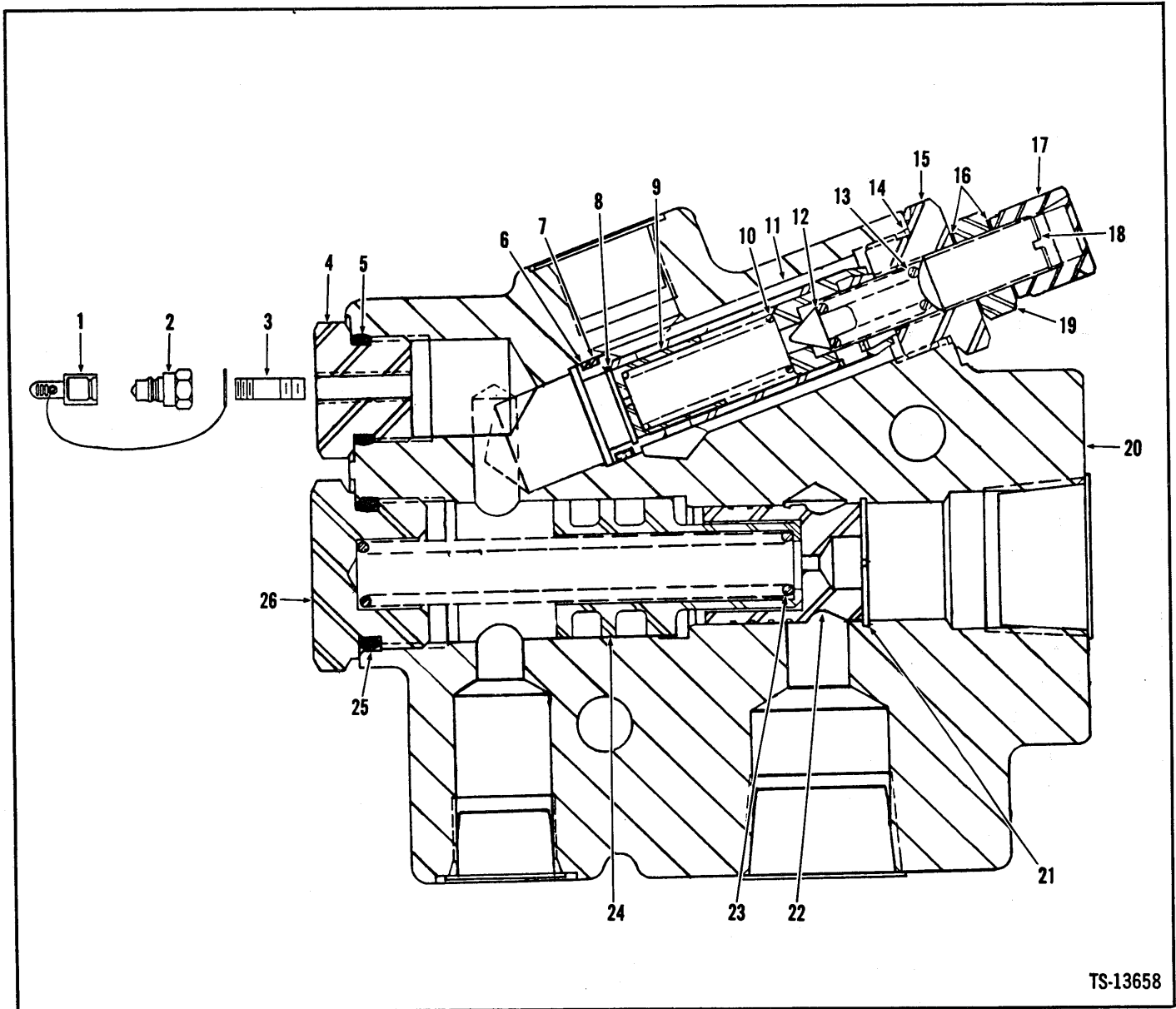
⁵Inc. 17→25, 28

*2 used per machine. Quantities listed are for 1.

TS-11001

Valve Assembly Flow Divider

MICHIGAN



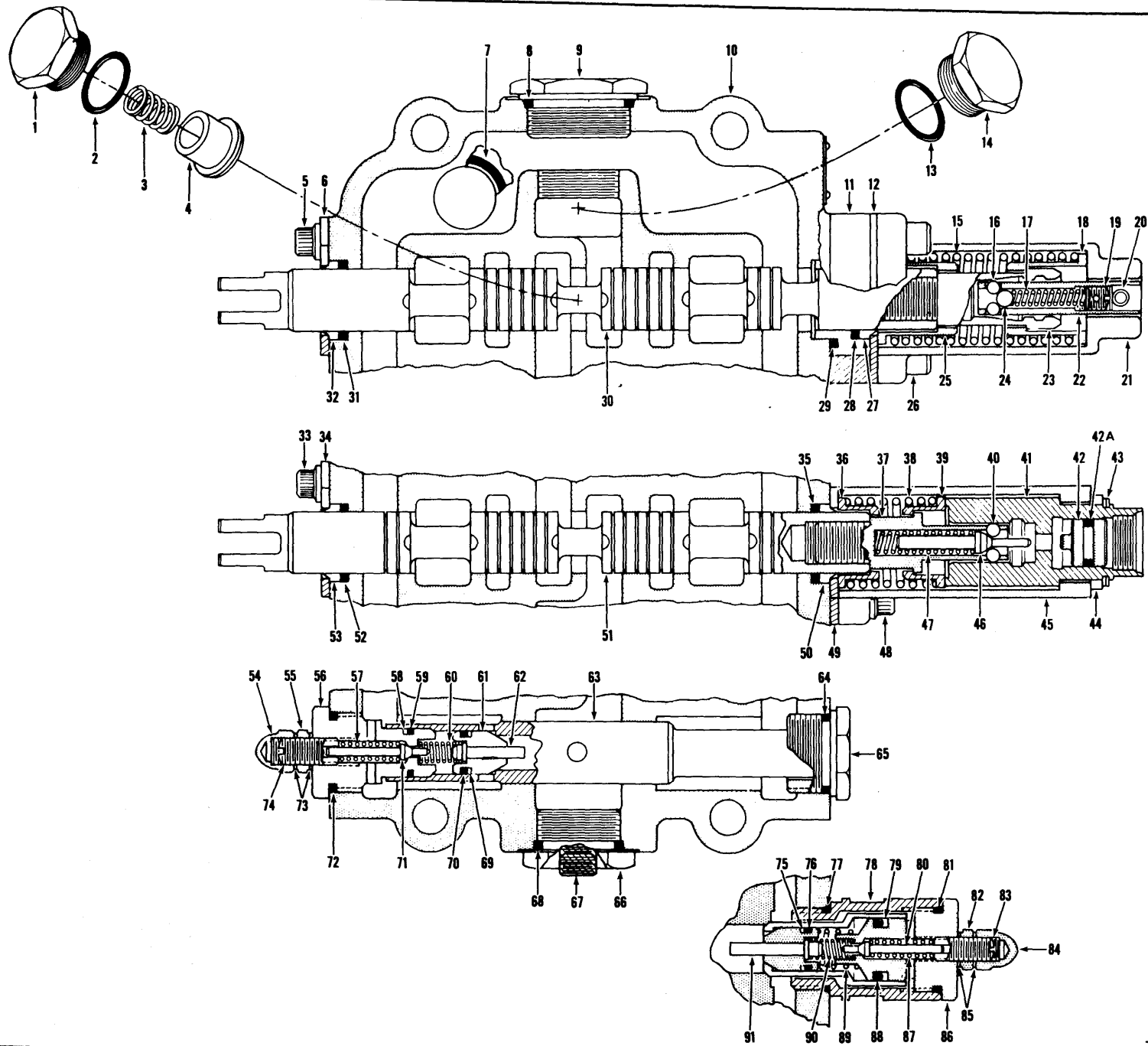
TS-13658

No.	Part No.	Qty.	Description
A	23953111	1	Valve assy
1	6000689	1	Cap
2	1306142	1	Coupling
3	5K-207	1	Nipple
4	960133	1	Plug
5	91F-7	1	O-ring
6	58K-018	1	O-ring
7	73K-018	1	Ring back-up
8	659041	1	Ring retaining
9	949899	1	Piston
10	949898	1	Spring
11	§ ³ -----	—	Piston
12	5202527	1	Poppet
13	5202528	1	Spring

No.	Part No.	Qty.	Description
14	949905	1	Gasket
15	899079	1	Sleeve
16	886020	2	Gasket
17	885105	1	Cap
18	949903	1	Adjusting screw
19	949900	1	Nut
20	§ ³ -----	—	Housing
21	662770	1	Ring retaining
22	949894	1	Piston
23	949896	1	Spring
24	949895	1	Piston
25	58K-214	1	O-ring
26	949902	1	Plug

¹Inc. ←→ 26

³See A



V4-1

PM 3016
Printed in U.S.A.

TS-11903 D

Valve Assembly – Main

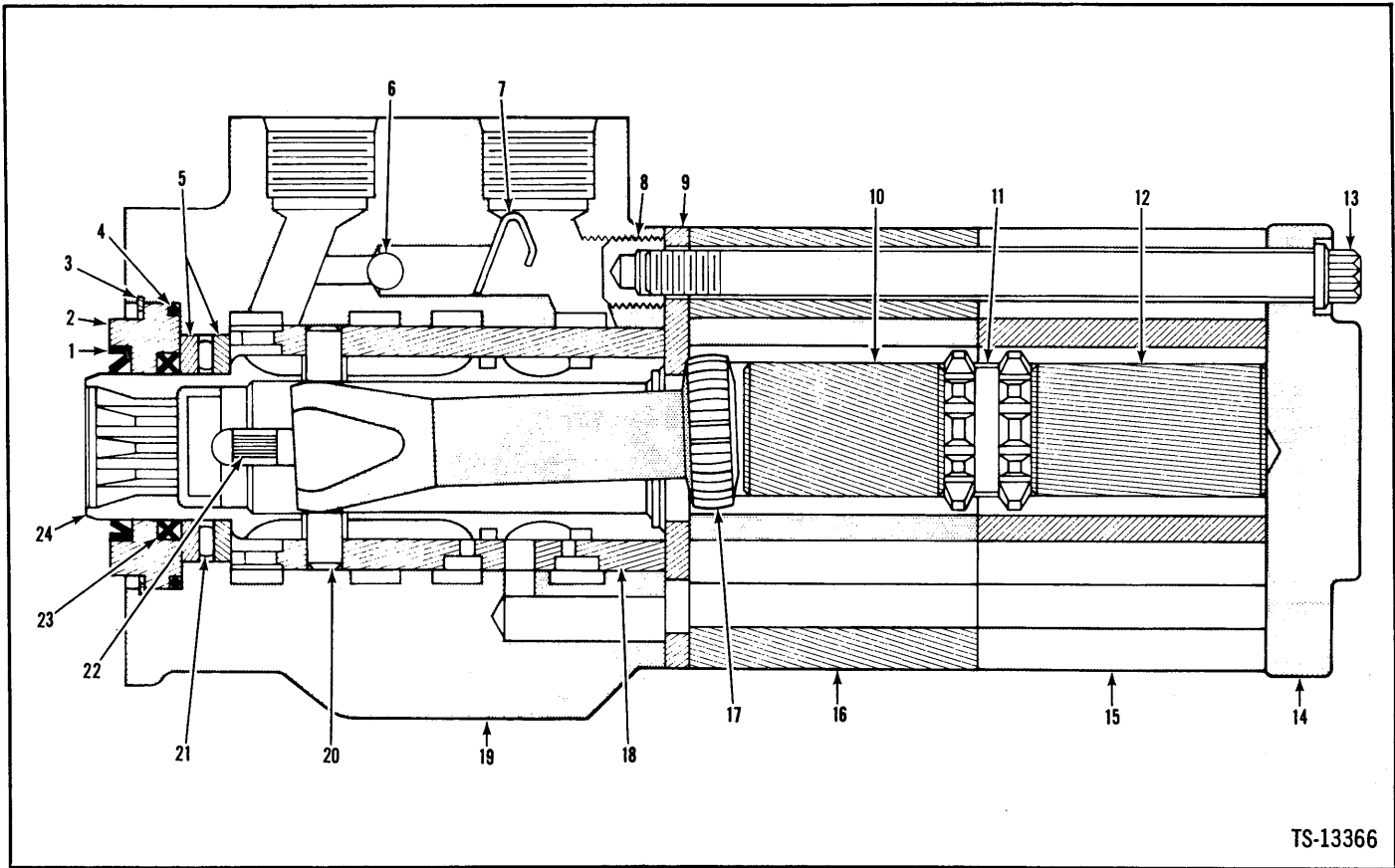


No.	Part No.	Qty.	Description
A	3980667	1	Valve assy
1	5208957	2	Plug
2	58K-214	2	O-ring
3	947045	2	Spring
4	947046	2	Poppet
5	71G-610	2	Screw
6	947044	1	Plate
7	25K-40108	1	O-ring
8	949948	1	O-ring
9	949945	1	Plug
10	§²-----	—	Housing
11	949952	1	Spacer
12	947044	1	Plate
13	91F-10	1	O-ring
14	949947	1	Plug
15	949873	1	Spring
16	877420	3	Ball
17	949874	1	Spring
18	949871	1	Seat
19	949984	1	Setscrew
20	5201521	1	Pin
21	949872	1	Cover
22	949883	1	Pin
23	949875	1	Sleeve
24	949946	1	Ball
25	949871	1	Seat
26	11G-628	1	Screw
27	947048	1	Wiper
28	58K-214	1	O-ring
29	25K-40108	1	O-ring
30	§²-----	—	Plunger
31	58K-214	1	O-ring
32	947048	1	Wiper
33	71G-610	2	Screw
34	947044	1	Plate
35	58K-214	1	O-ring
36	947098	1	Seat
37	949881	1	Pin
38	949882	1	Spring
39	947098	1	Seat
40	877420	3	Ball
41	949880	1	Sleeve
42	949963	1	Piston
42A	76K-113	1	O-ring
43	949950	1	Ring snap
44	949949	1	Spacer
45	949877	1	Cover
46	949878	1	Cam
47	949879	1	Spring
48	71G-616	2	Screw
49	947044	1	Plate

No.	Part No.	Qty.	Description
50	947048	1	Wiper
51	§²-----	—	Plunger
52	58K-214	1	O-ring
53	947048	1	Wiper
54	47D-06	1	Nut
55	8D-06	1	Nut
56	949892	1	Cap
57	948825	1	Spring
58	948849	1	Ring back-up
59	76K-113	1	O-ring
60	948129	1	Spring
61	§²-----	—	Seat relief
62	949893	1	Piston
63	§²-----	—	Sleeve
64	58K-214	1	O-ring
65	5206975	1	Plug
66	949944	1	Plug
67	16F-04	1	Plug
68	91F-10	1	O-ring
69	949954	1	Ring back-up
70	949953	1	O-ring
71	949891	1	Poppet
72	76K-214	1	O-ring
73	948043	2	Washer
74	948044	1	Adjusting screw
75	949954	1	Ring back-up
76	949953	1	O-ring
77	91F-10	1	O-ring
78	949886	1	Housing
79	949956	1	Ring back-up
80	949891	1	Poppet
81	91F-10	1	O-ring
82	8D-06	1	Nut
83	948044	1	Adjusting screw
84	47D-06	1	Nut
85	948043	2	Washer
86	949890	1	Cap
87	948825	1	Spring
88	949955	1	O-ring
89	949889	1	Spring
90	949887	1	Spring
91	949888	1	Piston

¹Inc. 1→91

²See A



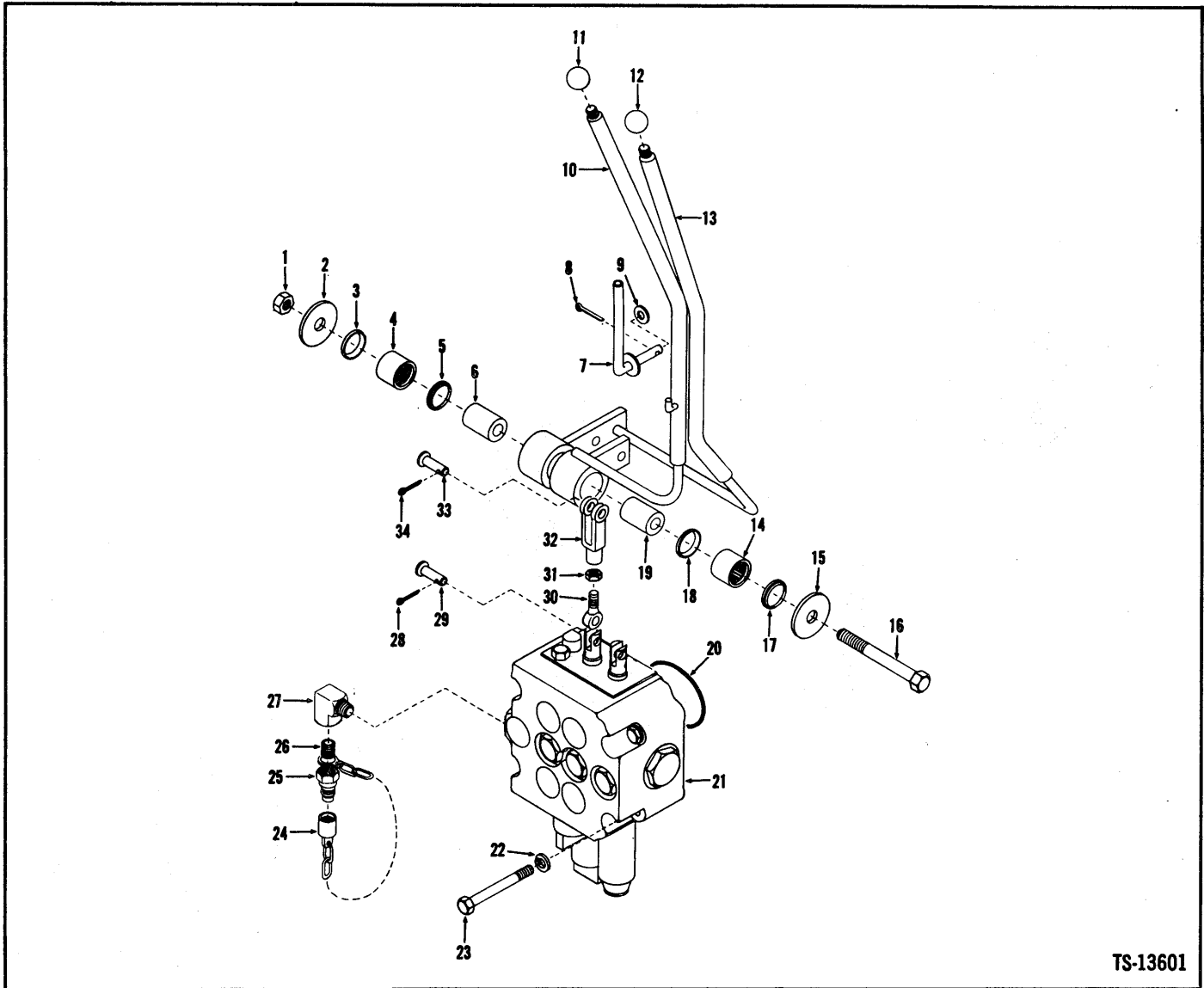
TS-13366

No.	Part No.	Qty.	Description
A	12504089	1	Valve assy
1	6517944	1	Seal
2	994005	1	Bushing
3	960189	1	Ring
4	58K-225	1	Seal
5	994025	2	Bearing race
6	10J-08	1	Ball
7	994027	1	Spring
8	960191	1	Insert
9	994006	1	Plate
10	1567077	1	Spacer
11	1567079	1	Spline
12	5200205	1	Spacer
13	94G-564	7	Bolt
14	994003	1	Cap
15	949958	1	Gear set
16	949958	1	Gear set
17	1567085	1	Shaft
18	§²-----	—	Sleeve
19	§²-----	—	Housing
20	896544	1	Pin
21	3292657	1	Bearing
22	896497	6	Spring
23	6517945	1	Seal
24	§²-----	—	Spool

¹Inc. 1→24

²See A

Valve Control Levers & Linkage (Two Spool)

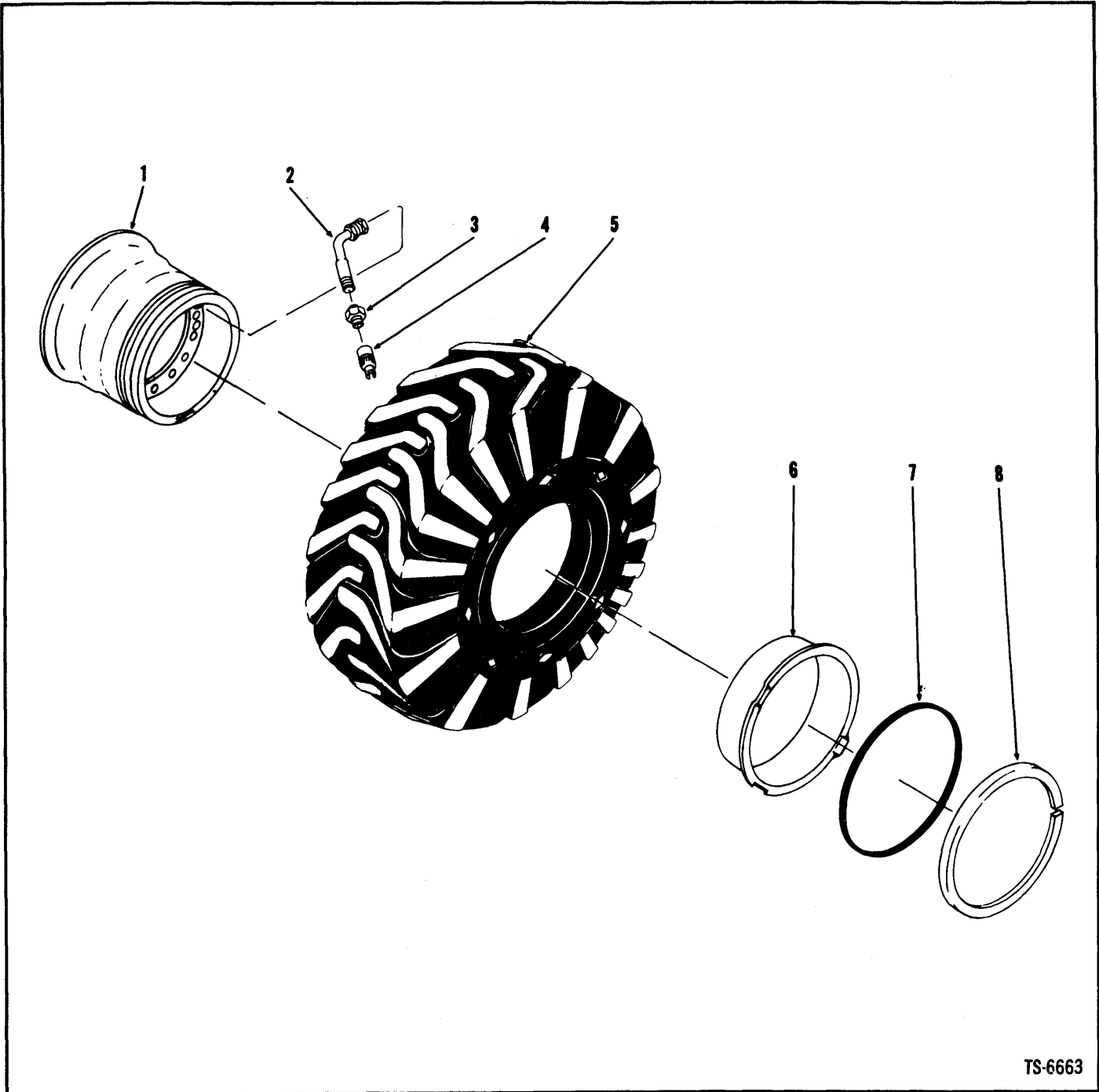


TS-13601

No.	Part No.	Qty.	Description
1	18D-08	1	Nut
2	569909	1	Washer
3	1522535	1	Ring
4	675227	1	Bearing
5	1522535	1	Ring
6	1503251	1	Sleeve
7	3980708	1	Lever stop assy
8	1F-516	1	Pin cotter
9	25E-21	1	Washer
10	2506208	1	Lever
11	509772	1	Knob
12	509772	1	Knob
13	2506209	1	Lever
14	675227	1	Bearing
15	569909	1	Washer
16	24C-872	1	Bolt
17	1522535	1	Ring

No.	Part No.	Qty.	Description
18	1522535	1	Ring
19	1503251	1	Sleeve
20	25K-40108	1	O-ring
21	3980667	1	Valve
22	4E-08	3	Lockwasher
23	24C-856	3	Bolt
24	6000689	1	Cap
25	1306142	1	Coupling
26	5K-207	1	Nipple
27	29F-1	1	Elbow
28	1F-310	2	Pin cotter
29	4F-06106	2	Pin
30	2500416	2	Rod end
31	8D-06	2	Nut
32	2J-6208	2	Clevis
33	4F-06106	2	Pin
34	1F-310	2	Pin cotter

¹See Index



TS-6663

No.	13.0 x 24 & 14.0 x 24	15.5 x 25	17.5 x 25	Description	Qty.
1	1540366	1519829	1508626	Wheel	4
2	517963	509445	509445	Stem	4
3	551684	551684	551684	Adapter	4
4	109247	551685	551685	Cap	4
5	-----	-----	-----	Tire	4
6	941326	589401	589401	Flange	4
7	941329	112462	112462	O-ring	4
8	941325	112460	112460	Lockring	4

Inc. 3, 4

(

(

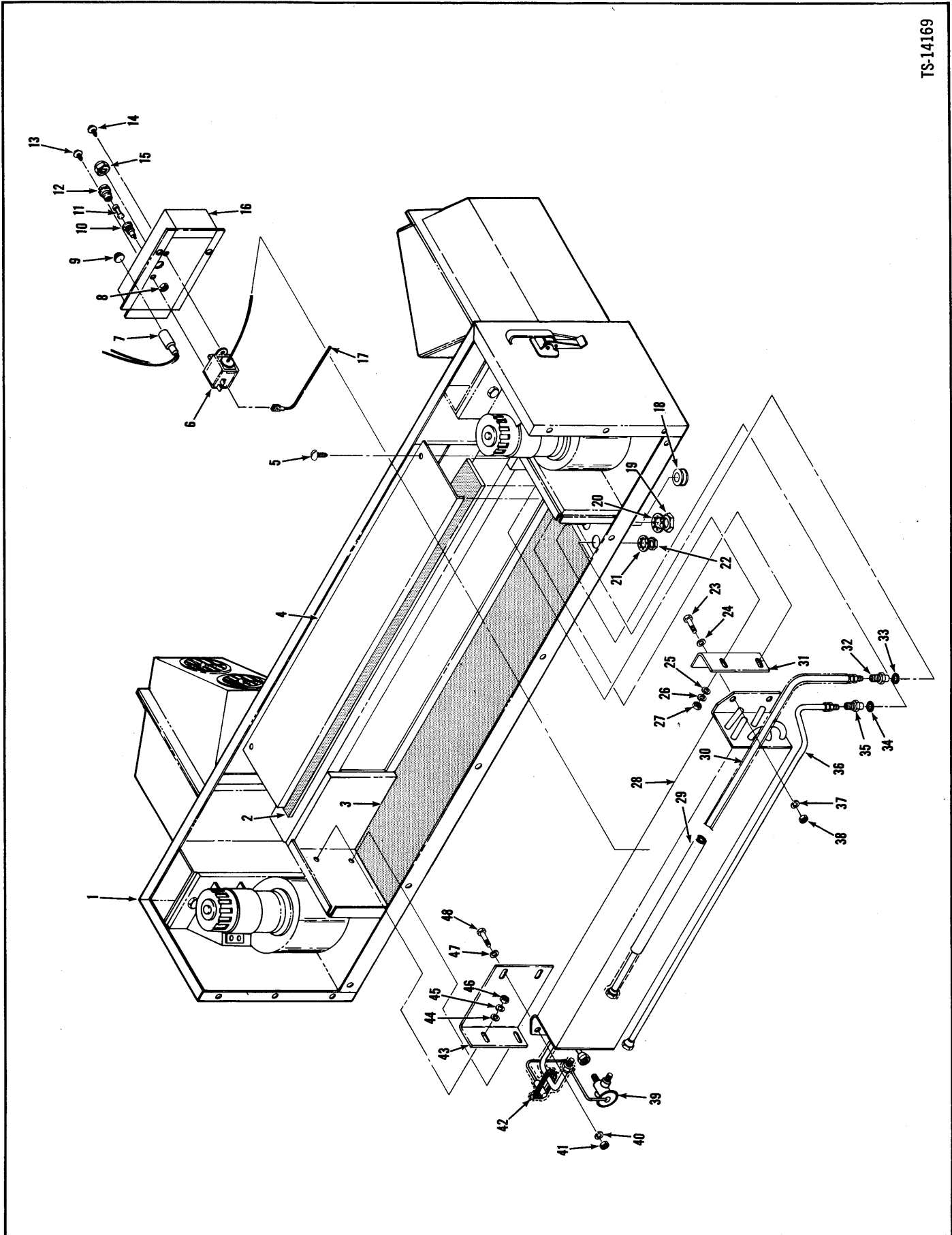
(

(

(

(

(



Air Conditioner Assembly



No.	Part No.	Qty.	Description
1	² _____	1	Heater Assy
2	2511310	1	Insulation
3	2511311	1	Insulation
4	2511318	1	Cover
5	2511573	3	Screw
6	949620	1	Thermostat
7	³ 2511172	1	Light
8	⁴ _____	1	Nut
9	⁵ _____	1	Lens
10	⁶ 2511248	1	Fuse holder
11	⁷ 2511491	1	Fuse
12	⁸ _____	1	Cap
13	85G-808	1	Screw
14	85G-808	1	Screw
15	949639	1	Knob
16	² _____	1	Control box
17	2511492	1	Wire
18	949638	1	Grommet
19	731495	1	Nut
20	9E-16	1	Lockwasher
21	960668	1	Lockwasher
22	1310411	1	Nut
23	24C-410	4	Bolt
24	25E-14	2	Washer
25	25E-14	2	Washer
26	23E-04	2	Lockwasher
27	61D-04	2	Nut
28	949601	1	Core
29	⁹ 949608	1	Tape
30	⁹ 2511314	1	Tube assy
31	2511319	1	Angle RH
32	960667	1	Coupling half
33	960666	1	O-ring
34	949700	1	O-ring
35	960673	1	Coupling half
36	¹⁰ 2511313	1	Tube assy
37	23E-04	2	Lockwasher
38	61D-04	2	Nut
39	949600	1	Valve expansion
40	23E-04	2	Lockwasher
41	61D-04	2	Nut
42	949603	1	Clamp
43	2511320	1	Angle LH
44	25E-14	2	Washer
45	23E-04	2	Lockwasher
46	61D-04	2	Nut
47	25E-14	2	Washer
48	24C-410	4	Bolt

²See 2511400 Heater Kit

³Part of 2511173 Harness

⁴See 10

⁵See 7

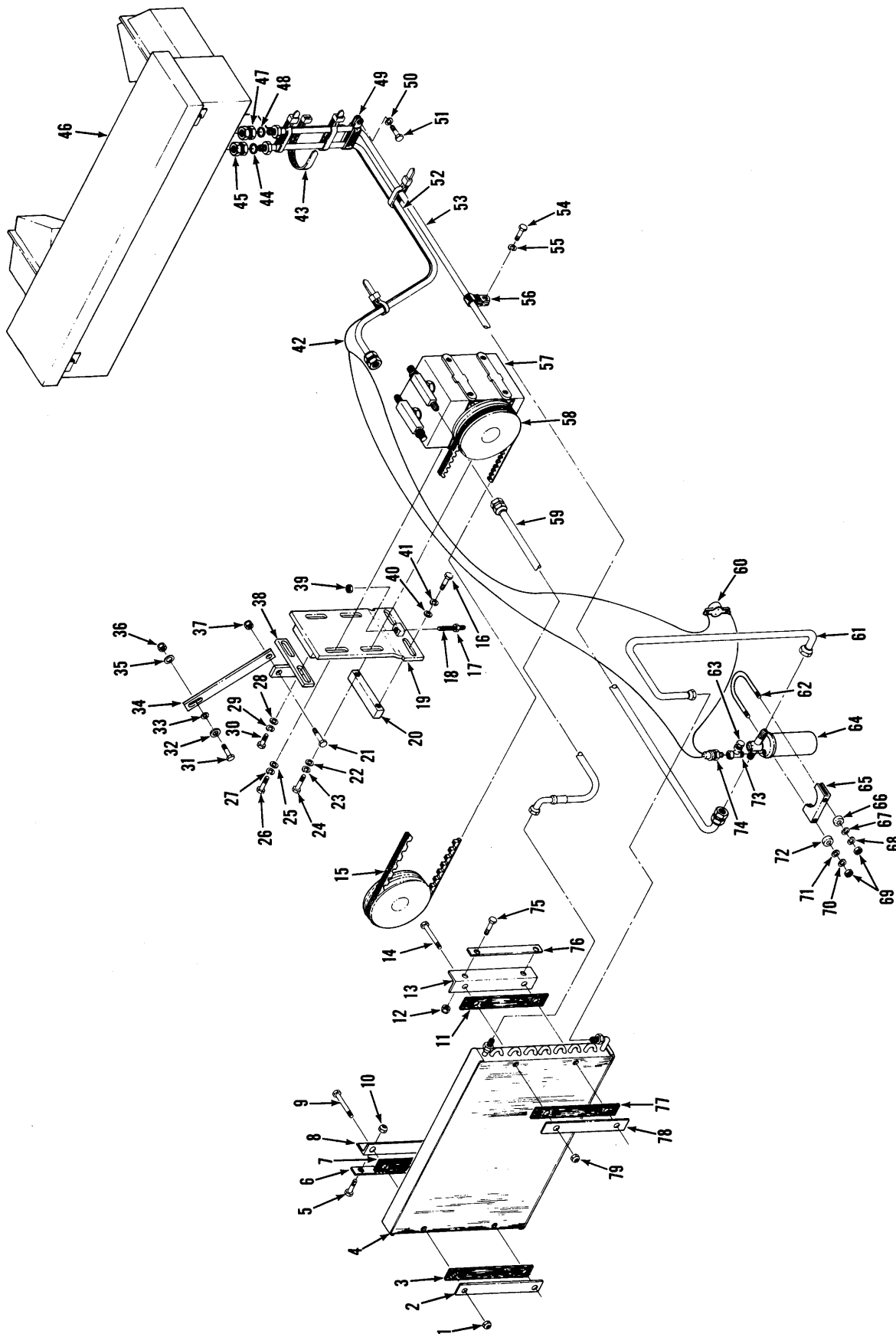
⁶Inc. 8, 12

⁷6 Amp.

⁸5 ft. (1,53 m)

⁹Inc. 32, 33

¹⁰Inc. 34, 35



Air Conditioner Installation

No.	Part No.	Qty.	Description
A	² 2511685	1	Air cond kit
1	18D-04	2	Nut
2	2511183	1	Flat
3	2511185	1	Strip
4	2511177	1	Condenser core
5	24C-416	2	Bolt
6	2511184	1	Strap
7	2511185	1	Strip
8	2511179	1	Bracket
9	24C-436	2	Bolt
10	18D-04	2	Nut
11	2511185	1	Strip
12	18D-04	2	Nut
13	2511179	1	Bracket
14	24C-436	2	Bolt
15	567314	1	Belt
16	24C-824	2	Bolt
17	^{§4} -----	1	Nut
18	³ 2511178	1	Rod Assy
19	2510655	1	Bracket
20	2510676	1	Mount
21	24C-616	1	Bolt
22	25E-17	2	Washer
23	4E-06	2	Lockwasher
24	23C-620	2	Bolt
25	25E-17	2	Washer
26	23C-620	2	Bolt
27	4E-06	2	Lockwasher
28	25E-17	2	Washer
29	4E-06	2	Lockwasher
30	24C-614	2	Bolt
31	24C-620	1	Bolt
32	25E-17	1	Washer
33	616783	1	Washer
34	2510652	1	Bracket
35	672196	1	Washer
36	18D-06	1	Nut
37	18D-06	1	Nut
38	2510653	1	Bracket
39	8D-06	1	Nut

No.	Part No.	Qty.	Description
40	25E-21	1	Washer
41	4E-08	1	Lockwasher
42	2511173	1	Harness
43	1539058	5	Cable tie
44	2504912	1	O-ring
45	2504910	1	Coupling half
46	⁵ -----	1	Heater assy
47	2504911	1	Coupling half
48	949700	1	O-ring
49	31H-46	1	Clip
50	4E-06	1	Lockwasher
51	24C-612	1	Bolt
52	⁶ 2511396	1	Hose
53	⁷ 2511397	1	Hose
54	24C-612	1	Bolt
55	4E-06	1	Lockwasher
56	30H-46	1	Clip
57	1519401	1	Compressor
58	1515383	1	Clutch
59	2511395	1	Hose
60	949605	1	Thermostat switch
61	2510637	1	Tube
62	^{§8} -----	1	Clamp
63	960304	1	Fuse plug
64	⁹ 2511176	1	Dryer
65	¹⁰ 359756	1	Clamp
66	2511182	1	Spacer
67	^{§8} -----	1	Washer
68	^{§8} -----	1	Lockwasher
69	^{§8} -----	2	Nut
70	^{§8} -----	1	Lockwasher
71	^{§8} -----	1	Washer
72	2511182	1	Spacer
73	2517078	1	Tee
74	949623	1	Switch pressure
75	24C-416	2	Bolt
76	2511184	1	Strap
77	2511185	1	Strip
78	2511183	1	Flat
79	18D-04	2	Nut

²Inc. 1→45, 47→79 & Page Z3

³Inc. 18

⁴See 17

⁵See 2511400 Heater Kit

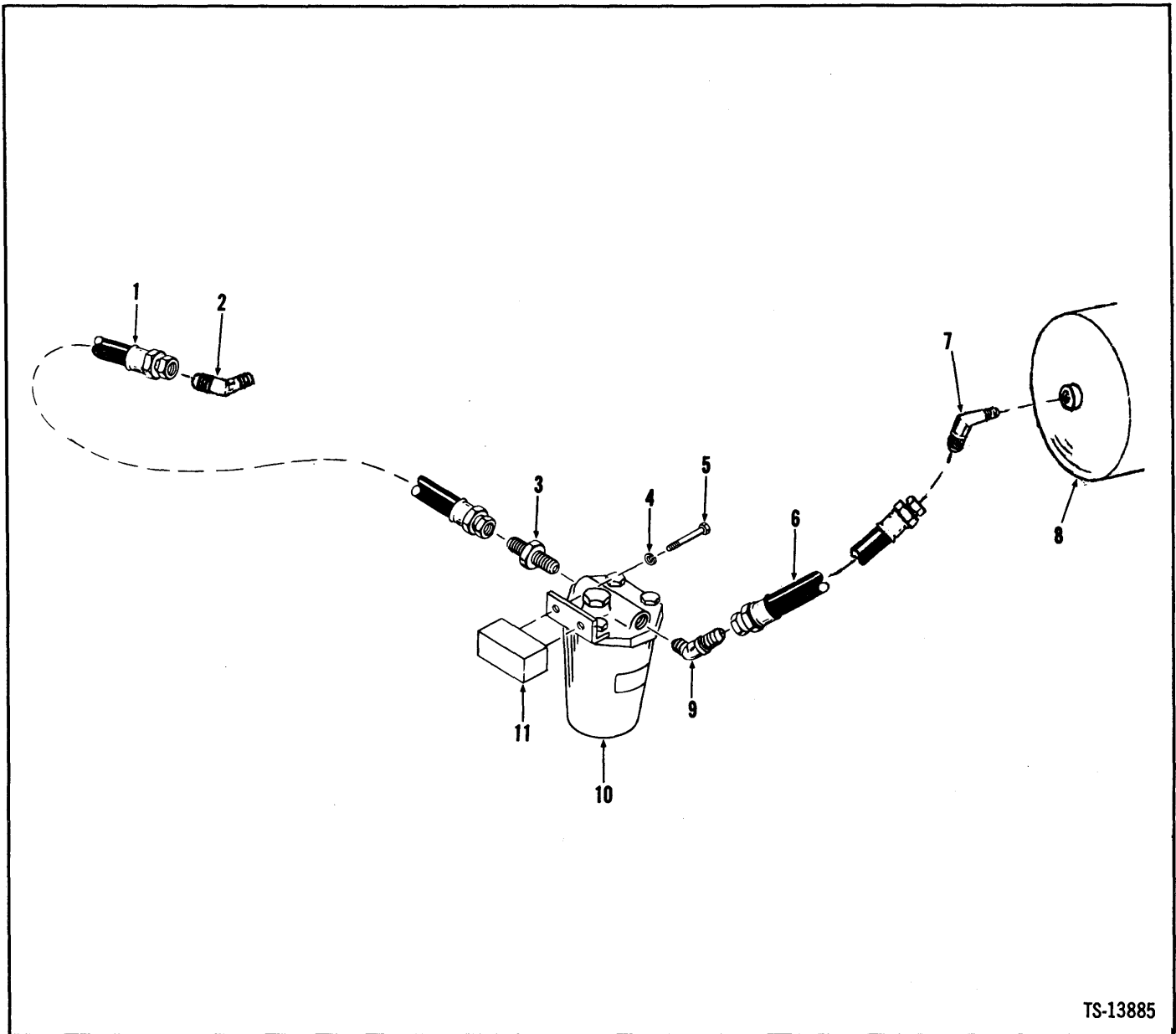
⁶Inc. 44, 45

⁷Inc. 47, 48

⁸See 65

⁹Inc. 63

¹⁰Inc. 62, 67→71



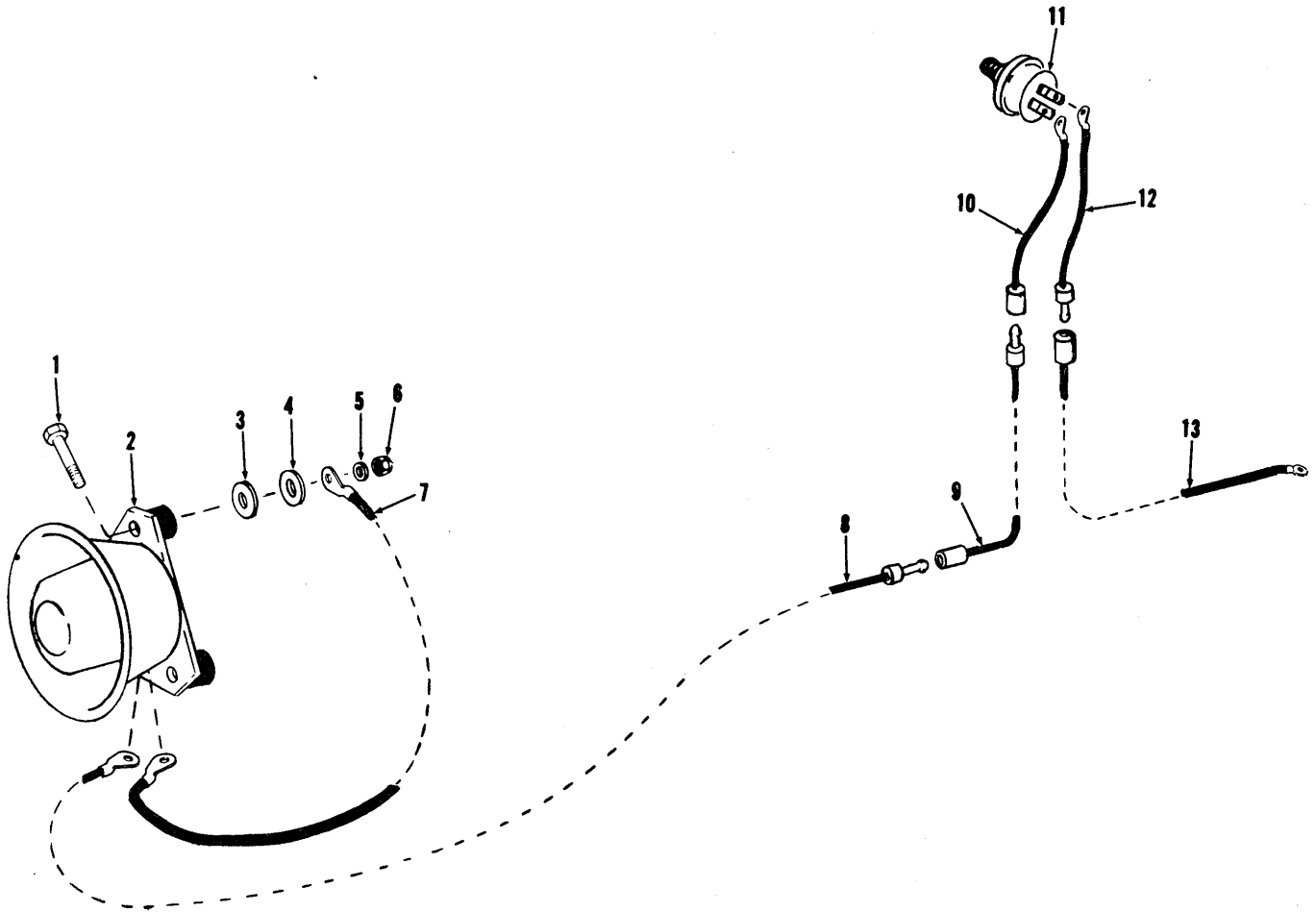
TS-13885

No.	Part No.	Qty.	Description
1	2504481	1	Hose
2	662462	1	Elbow
3	89F-7	1	Adapter
4	4E-06	2	Lockwasher
5	24C-612	2	Bolt
6	2504481	1	Hose
7	83F-7	1	Elbow
8	1-----	1	Air tank
9	84F-7	1	Elbow
10	21545296	1	Alcohol injector
10A	†993212	1	Seal body
10B	†993139	1	Seal plug
11	2503133	1	Tapped block

†See Index
‡Inc. 10A, 10B

Back-Up Alarm Kit

CLARK



No.	Part No.	Qty.	Description
A	² 2512428	1	Back-up alarm kit
1	24C-556	3	Bolt
2	³ 1542966	1	Back-up alarm
3	1508152	3	Washer
4	1508152	3	Washer
5	25E-15	3	Washer
6	18D-05	3	Nut
7	1543539	1	Wire
8	2512425	1	Wire
9	2512427	1	Wire
10	2516227	1	Wire
11	2516008	1	Switch
11A	†614142	2	Sleeve
11B	†2516092	2	Terminal
12	2516226	1	Wire
13	2512460	1	Wire
14	†1539058	8	Cable tie

TS-14510

²Inc. 1 → 11, 12 → 14
³Inc. 1, 5, 6,

(

(

(

(

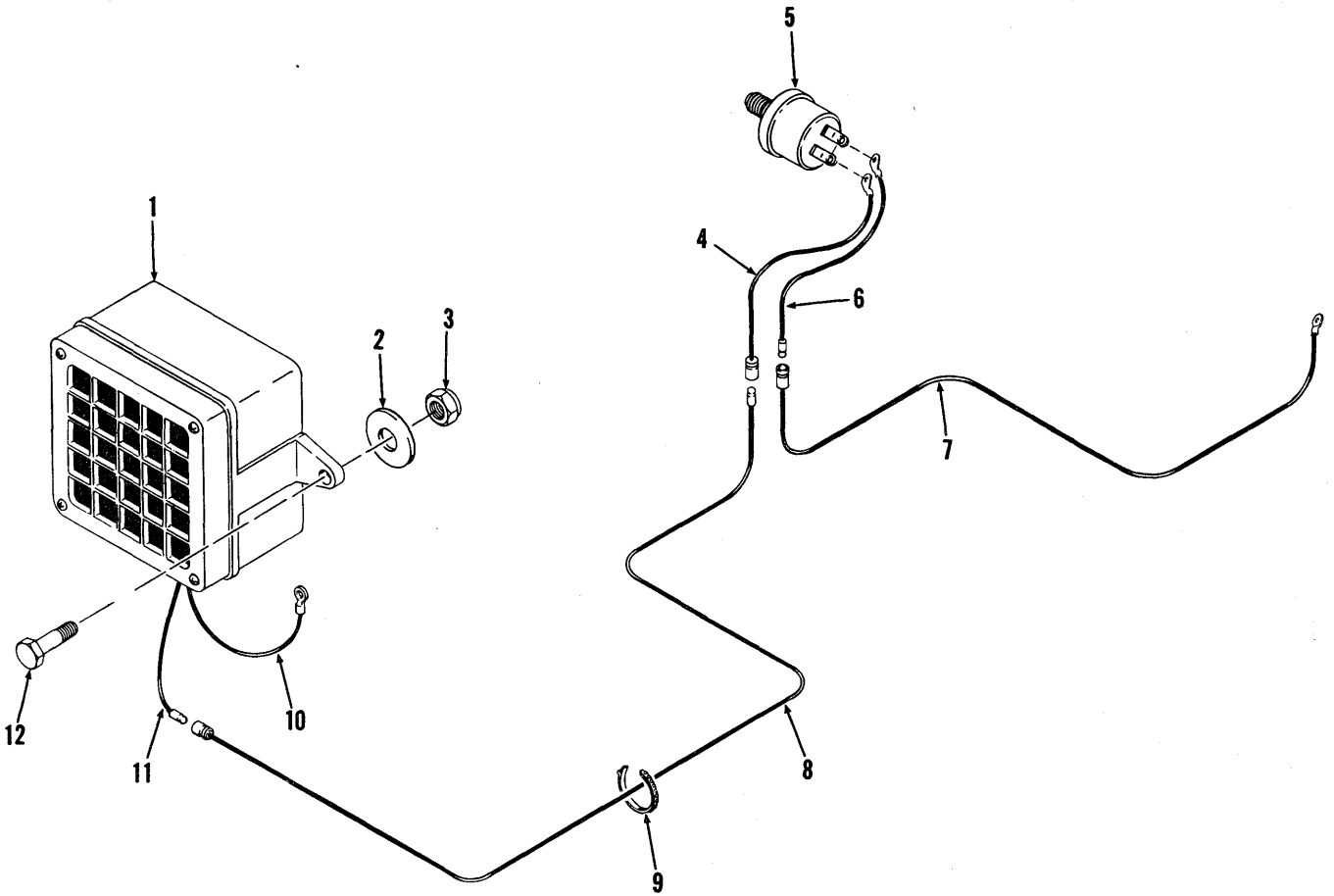
(

(

(

Back-up Alarm Kit

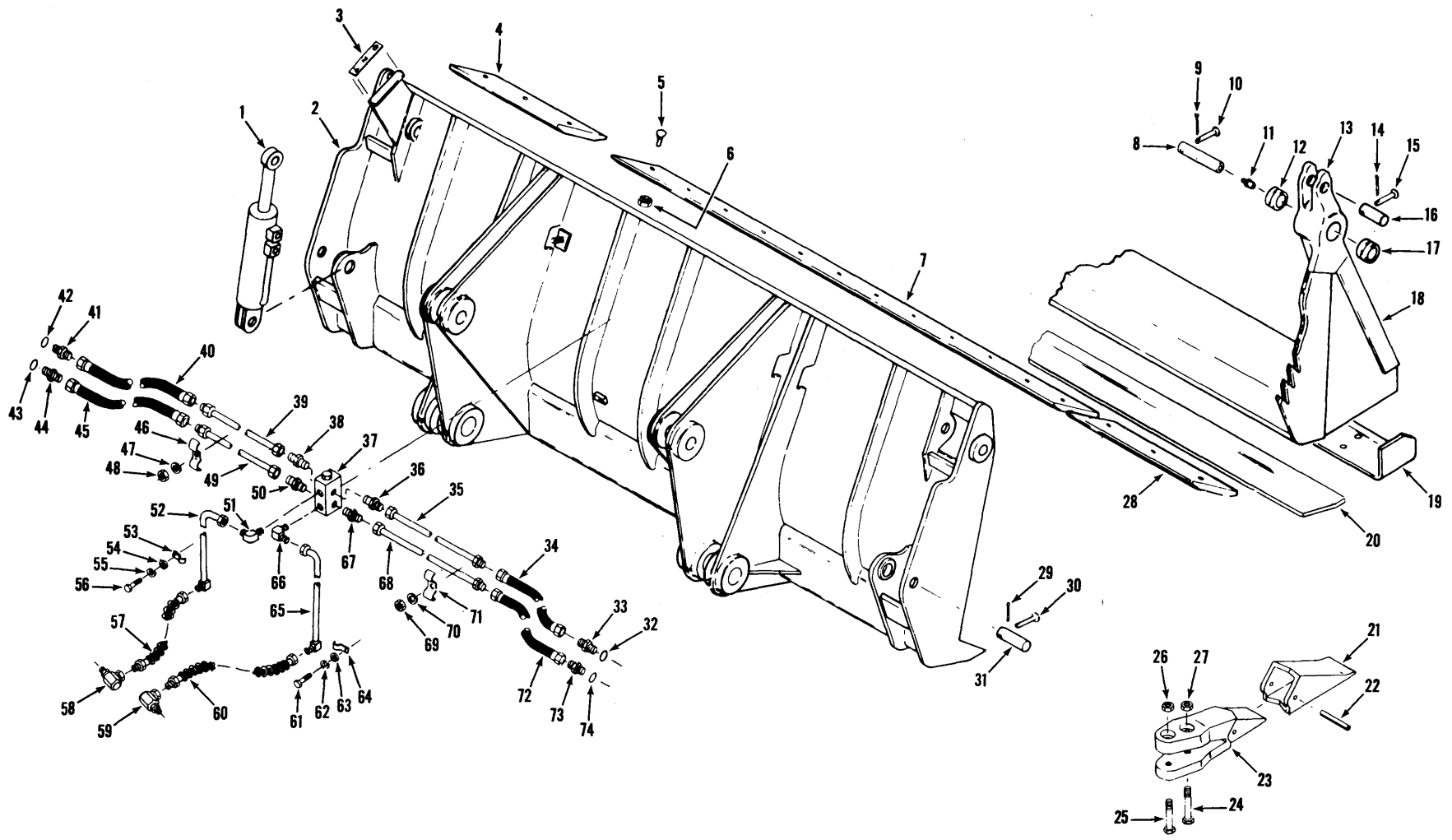
CLARK



No.	Part No.	Qty.	Description
A	² 2519354	1	Back-up alarm kit
1	2519313	1	Back-up alarm
2	1526286	4	Washer
3	60D-4	2	Nut
4	2516227	1	Wire
5	2516008	1	Switch
6	2516226	1	Wire
7	2512460	1	Wire
8	2512427	1	Wire
9	1539058	8	Cable tie
10	2519546	1	Wire
11	2519545	1	Wire
12	18C-428	2	Bolt

TS-14934

²Inc. 1 → 12



Bucket Attachment, Drott (4 in 1)

MICHIGAN

No.	Part No.	Qty.	Description
A	¹ 2511041	1	Bucket attachment
B	² 2511013	1	Bucket assy
C	³ 1533389	9	Bucket tooth kit
1	⁴ -----	2	Cylinder assembly
2	⁵ 2504104	1	Bucket back assy
3	2504098	1	Decal clam opening
4	1533344	1	Corner bit
5	⁶ 513603	18	Bolt assy
6	61D-12	18	Nut
7	1533367	1	Cutting edge back
8	3677351	2	Pin
9	1F-416	2	Pin cotter
10	1534323	2	Pin
11	10H-25	2	Fitting grease
12	1533356	2	Bushing
13	1533378	2	Hinge ear
14	1F-416	2	Pin cotter
15	1534323	2	Pin
16	1533352	2	Pin
17	1533356	2	Bushing
18	⁷ 2504102	1	Bucket front assy
19	1533366	1	Cutting edge F
20	1533346	1	Cutting edge R
21	1533336	9	Tip
22	730131	9	Pin
23	⁸ 1533335	9	Bucket tooth assy
24	1C-1048	9	Bolt
25	1C-1052	9	Bolt
26	61D-10	9	Nut
27	61D-10	9	Nut
28	1533344	1	Corner bit
29	1F-416	2	Pin cotter
30	1534322	2	Pin
31	1533343	2	Pin
32	91F-6	1	O-ring
33	⁹ 15K-6	1	Connector
34	1533555	1	Hose
35	1533368	1	Tube
36	89F-7	1	Connector
37	1533373	1	Relief valve
38	89F-7	1	Connector

No.	Part No.	Qty.	Description
39	1533368	1	Tube
40	1533555	1	Hose
41	¹⁰ 15K-6	1	Connector
42	91F-6	1	O-ring
43	91F-6	1	O-ring
44	¹¹ 15K-6	1	Connector
45	1533555	1	Hose
46	1533350	1	Clamp
47	4E-06	1	Lockwasher
48	61D-06	1	Nut
49	1533368	1	Tube
50	89F-7	1	Connector
51	730149	1	Elbow
52	2504100	1	Tube
53	1533347	1	Clamp
54	25E-16	1	Washer
55	4E-06	1	Lockwasher
56	23C-616	1	Bolt
57	569086	1	Hose
58	1509752	1	Swivel joint
59	1509752	1	Swivel joint
60	569086	1	Hose
61	23C-616	1	Bolt
62	4E-06	1	Lockwasher
63	25E-16	1	Washer
64	1533347	1	Clamp
65	2504099	1	Tube
66	730149	1	Elbow
67	89F-7	1	Connector
68	1533368	1	Tube
69	61D-06	1	Nut
70	4E-06	1	Lockwasher
71	1533350	1	Clamp
72	1533555	1	Hose
73	¹² 15K-6	1	Connector
74	91F-6	1	O-ring
75	†1533342	2	Decal clean
76	†2504101	1	Decal tilt cylinder
77	†2503927	1	Indicator assy
78	†2503926	1	Cam lever

¹Inc. B, C, 1→78

²Inc. C, 1→56, 61→76

³Inc. 21→27

⁴See Index

⁵Inc. 4→7, 28

⁶Inc. 6

⁷Inc. 12, 13, 17, 19, 20

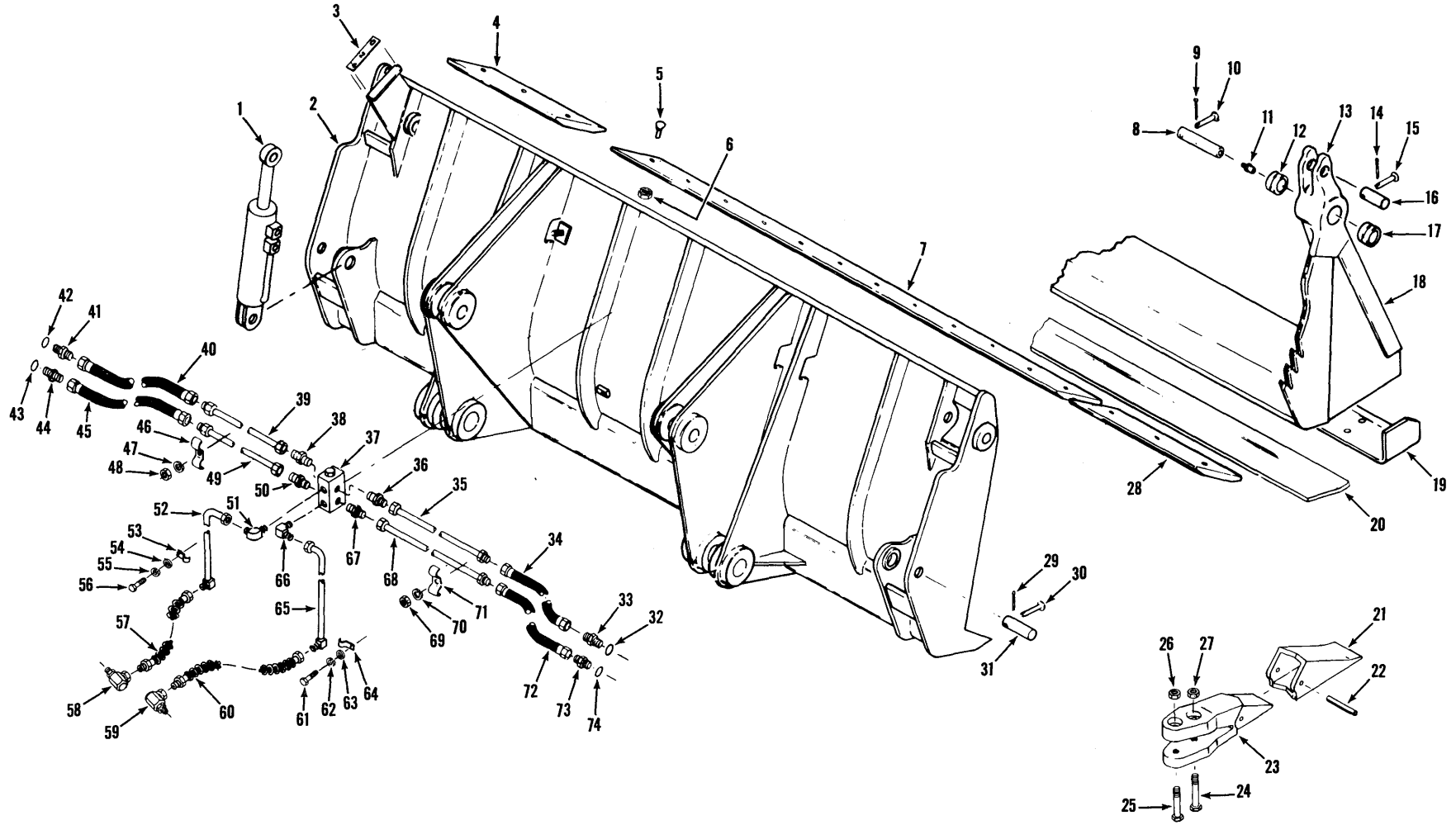
⁸For replacement use 961917 Adapter plus 1550028 Point, 1504272 Pin, & 1504271 Lock.

⁹Inc. 32

¹⁰Inc. 42

¹¹Inc. 43

¹²Inc. 74



(3B12)

Bucket Attachment, Drott (4 in 1)

MICHIGAN

No.	Part No.	Qty.	Description
A	¹ 2520887	1	Bucket attachment
B	² 2520885	1	Bucket assy
C	³ 1533389	9	Bucket tooth kit
1	⁴ -----	2	Cylinder assembly
2	⁵ 2521725	1	Bucket back assy
3	2504098	1	Decal clam opening
4	1533344	1	Corner bit
5	⁶ 513603	18	Bolt assy
6	61D-12	18	Nut
7	1533367	1	Cutting edge back
8	3677351	2	Pin
9	1F-416	2	Pin cotter
10	1534323	2	Pin
11	10H-25	2	Fitting grease
12	1533356	2	Bushing
13	1533378	2	Hinge ear
14	1F-416	2	Pin cotter
15	1534323	2	Pin
16	1533352	2	Pin
17	1533356	2	Bushing
18	⁷ 2504102	1	Bucket front assy
19	1533366	1	Cutting edge F
20	1533346	1	Cutting edge R
21	1533336	9	Tip
22	730131	9	Pin
23	⁸ 1533335	9	Bucket tooth assy
24	1C-1048	9	Bolt
25	1C-1052	9	Bolt
26	61D-10	9	Nut
27	61D-10	9	Nut
28	1533344	1	Corner bit
29	1F-416	2	Pin cotter
30	1534322	2	Pin
31	1533343	2	Pin
32	91F-6	1	O-ring
33	⁹ 15K-6	1	Connector
34	1533555	1	Hose
35	1533368	1	Tube
36	89F-7	1	Connector
37	1533373	1	Relief valve
38	89F-7	1	Connector

No.	Part No.	Qty.	Description
39	1533368	1	Tube
40	1533555	1	Hose
41	¹⁰ 15K-6	1	Connector
42	91F-6	1	O-ring
43	91F-6	1	O-ring
44	¹¹ 15K-6	1	Connector
45	1533555	1	Hose
46	1533350	1	Clamp
47	4E-06	1	Lockwasher
48	61D-06	1	Nut
49	1533368	1	Tube
50	89F-7	1	Connector
51	730149	1	Elbow
52	2504100	1	Tube
53	1533347	1	Clamp
54	25E-16	1	Washer
55	4E-06	1	Lockwasher
56	23C-616	1	Bolt
57	569086	1	Hose
58	1509752	1	Swivel joint
59	1509752	1	Swivel joint
60	569086	1	Hose
61	23C-616	1	Bolt
62	4E-06	1	Lockwasher
63	25E-16	1	Washer
64	1533347	1	Clamp
65	2504099	1	Tube
66	730149	1	Elbow
67	89F-7	1	Connector
68	1533368	1	Tube
69	61D-06	1	Nut
70	4E-06	1	Lockwasher
71	1533350	1	Clamp
72	1533555	1	Hose
73	¹² 15K-6	1	Connector
74	91F-6	1	O-ring
75	+1533342	2	Decal clean
76	+2504101	1	Decal tilt cylinder
77	+2503927	1	Indicator assy
78	+2503926	1	Cam lever

¹Inc. 1 → 78

²Inc. 1 → 56, 61 → 76

³Inc. 21 → 27

⁴See Index

⁵Inc. 4 → 7, 28

⁶Inc. 6

⁷Inc. 12, 13, 17, 19, 20

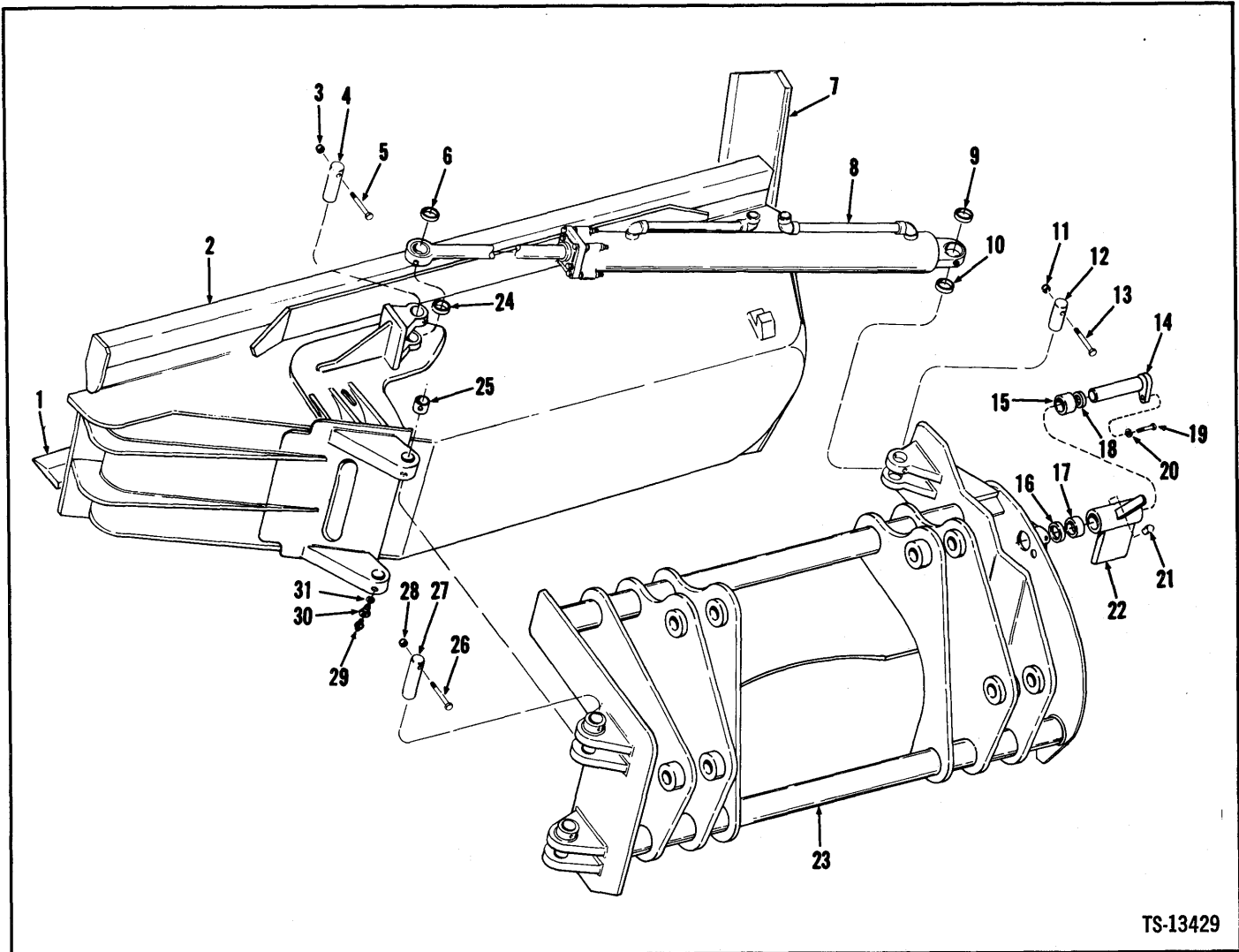
⁸For replacement use 961917 Adapter plus 1550028 Point, 1504272 Pin, & 1504271 Lock.

⁹Inc. 32

¹⁰Inc. 42

¹¹Inc. 43

¹²Inc. 74



TS-13429

No.	Part No.	Qty.	Description
A	12510561	1	Bucket carrier & cyl
1	2503135	1	Cutting edge
2	2503215	1	Bucket assy
3	18D-06	1	Bolt
4	588823	1	Pin
5	24C-660	1	Bolt
6	568303	1	Sleeve
7	2503142	1	Cutting edge
8	³ _____	1	Cylinder assembly
9	568303	1	Sleeve
10	568303	1	Sleeve
11	18D-06	1	Nut
12	588823	1	Pin
13	24C-660	1	Bolt
14	1523655	1	Pin
15	553085	1	Bushing
16	532888	1	Seal

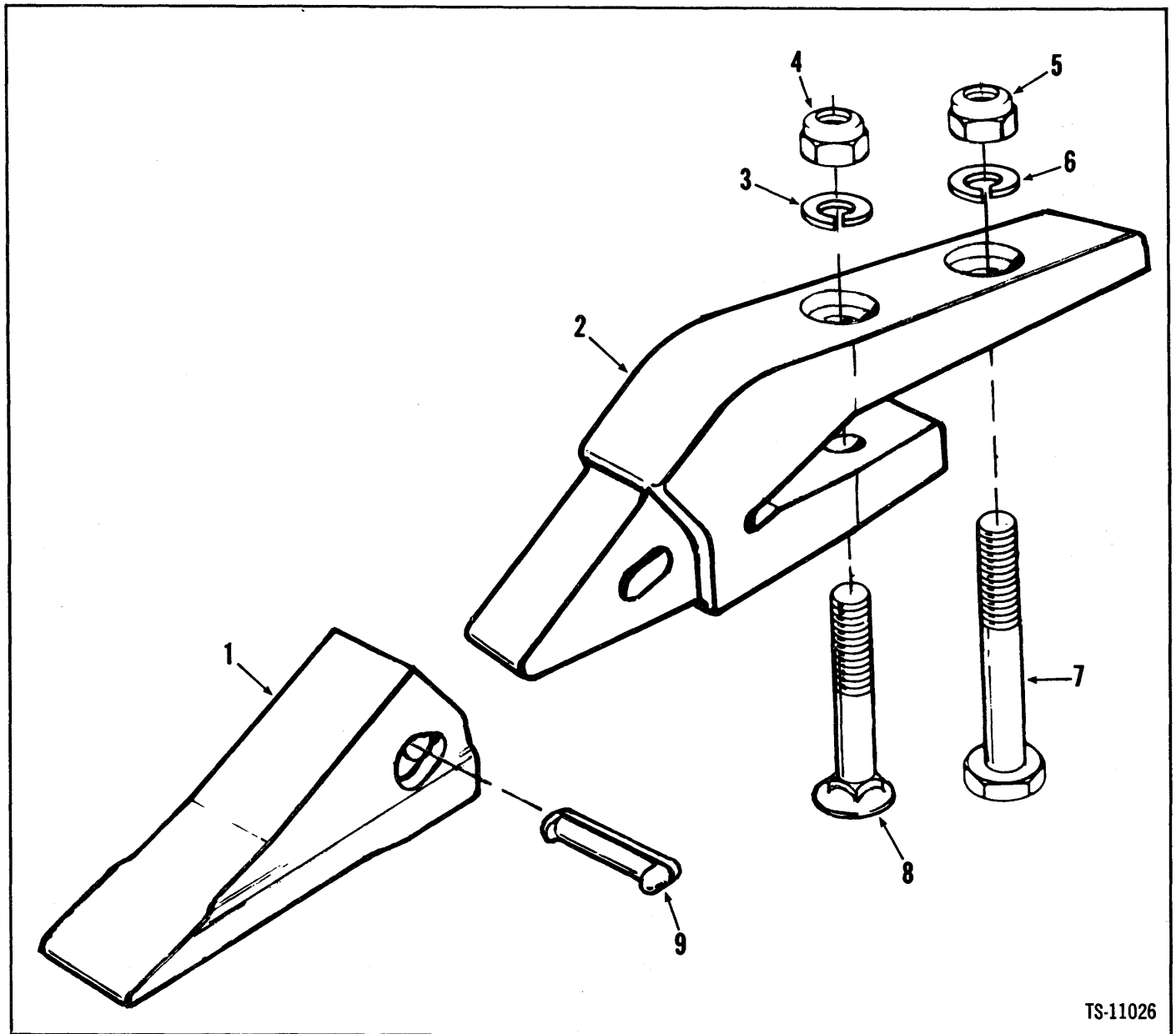
No.	Part No.	Qty.	Description
17	553085	1	Bushing
18	532888	1	Seal
19	24C-612	1	Bolt
20	4E-06	1	Lockwasher
21	1523632	1	Cup
22	2510545	1	Pendulum assy
23	2510558	1	Carrier assy
24	568303	1	Sleeve
25	532369	2	Bushing
26	24C-660	2	Bolt
27	519268	2	Pin
28	18D-06	2	Nut
29	10H-35	2	Fitting grease
30	532118	2	Bolt
31	7E-08	2	Lockwasher
32	2504366	1	Bar

¹Inc. 1→32

²Inc. 1, 7, 25, 30, 31

³See Index

⁴Inc. 15→18, 21



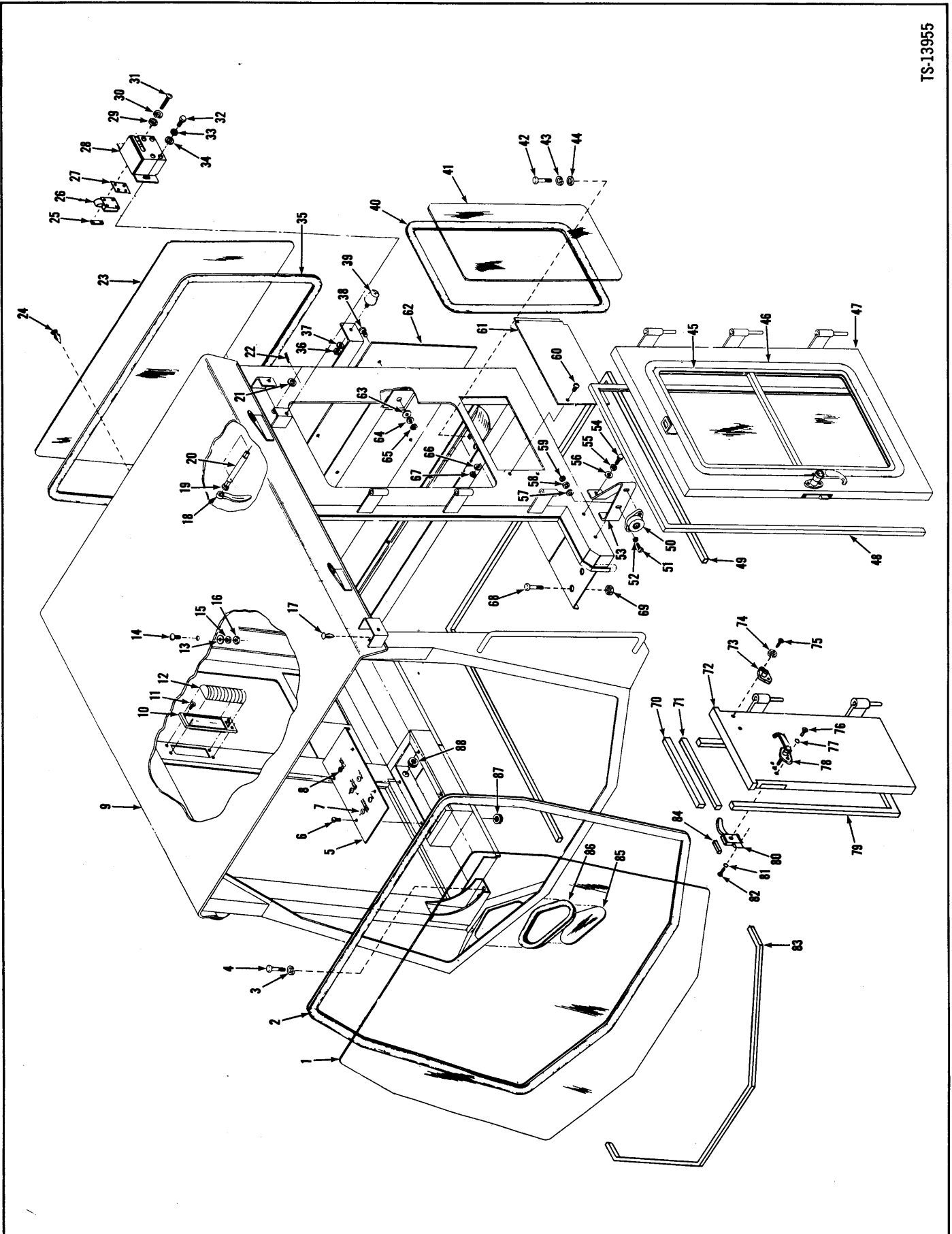
TS-11026

No.	Part No.	Qty.	Description
A	2511481	—	Tooth assy
1	2511478	1	Tip
2	2511476	1	Shank
3	4E-10	1	Lockwasher
4	62D-10	1	Nut
5	62D-10	1	Nut
6	4E-10	1	Lockwasher
7	18C-1040	1	Bolt
8	562742	1	Bolt assy
9	1572890	1	Pin

¹Inc. 1, 2, 9

²Inc. 4

Note: Number of teeth per bucket can vary. Therefore quantities listed are for one tooth.



Cab Assembly

MICHIGAN

No.	Part No.	Qty.	Description
A	² 2504141	1	Cab assy
1	³ -----	1	Glass pattern
2	⁴ 949721	1	Moulding
3	23E-08	4	Lockwasher
3A	[†] 635682	4	Washer
4	23C-824	4	Bolt
5	2509843	1	Panel assy
6	87G-1010	4	Screw
7	743200	4	Plug
8	⁵ 1546280	1	Circuit breaker
9	⁶ -----	1	Cab
10	⁷ 2509846	1	Dome light
10A	[†] 960855	1	Bulb
10B	^{†19} 3918153	1	Dome light
10C	^{†19} 3918154	1	Bulb
11	2502439	4	Screw
12	⁸ -----	1	Lens
13	25E-17	1	Washer
14	89G-612	1	Screw
15	23E-06	1	Lockwasher
16	61D-06	1	Nut
17	2509824	2	Plug
18	2510238	2	Handle
19	25E-17	2	Washer
20	2509951	2	Shaft
21	25E-22	2	Washer
22	1F-312	2	Pin cotter

No.	Part No.	Qty.	Description
23	2509829	1	Glass back
24	653903	1	Plug
25	2510239	4	Nut
26	2510290	1	Latch LH
26A	2510291	1	Latch RH
27	2504601	2	Shim
28	2510281	1	Panel LH
28A	2510277	1	Panel RH
29	25E-10	8	Washer
30	17E-10	8	Lockwasher
31	86G-1008	8	Screw
32	23C-514	4	Bolt
33	23E-05	4	Lockwasher
34	25E-15	4	Washer
35	⁹ 949721	1	Moulding
36	64D-05	2	Nut
37	23E-05	2	Lockwasher
38	89G-410	8	Screw
39	2510132	2	Bumper
40	¹⁰ 949721	2	Moulding
41	2509828	2	Glass side
42	23C-1248	4	Bolt
43	23E-12	4	Lockwasher
44	25E-27	4	Washer
45	2509755	2	Window assembly

Note: Length of mouldings, weatherstrips and gaskets are listed for each piece.

²Inc. 1→90 Page Z17, Z18, Z43

³See 89

⁴12 ft. (3,66 m)

⁵.75 Amp.

⁶See A

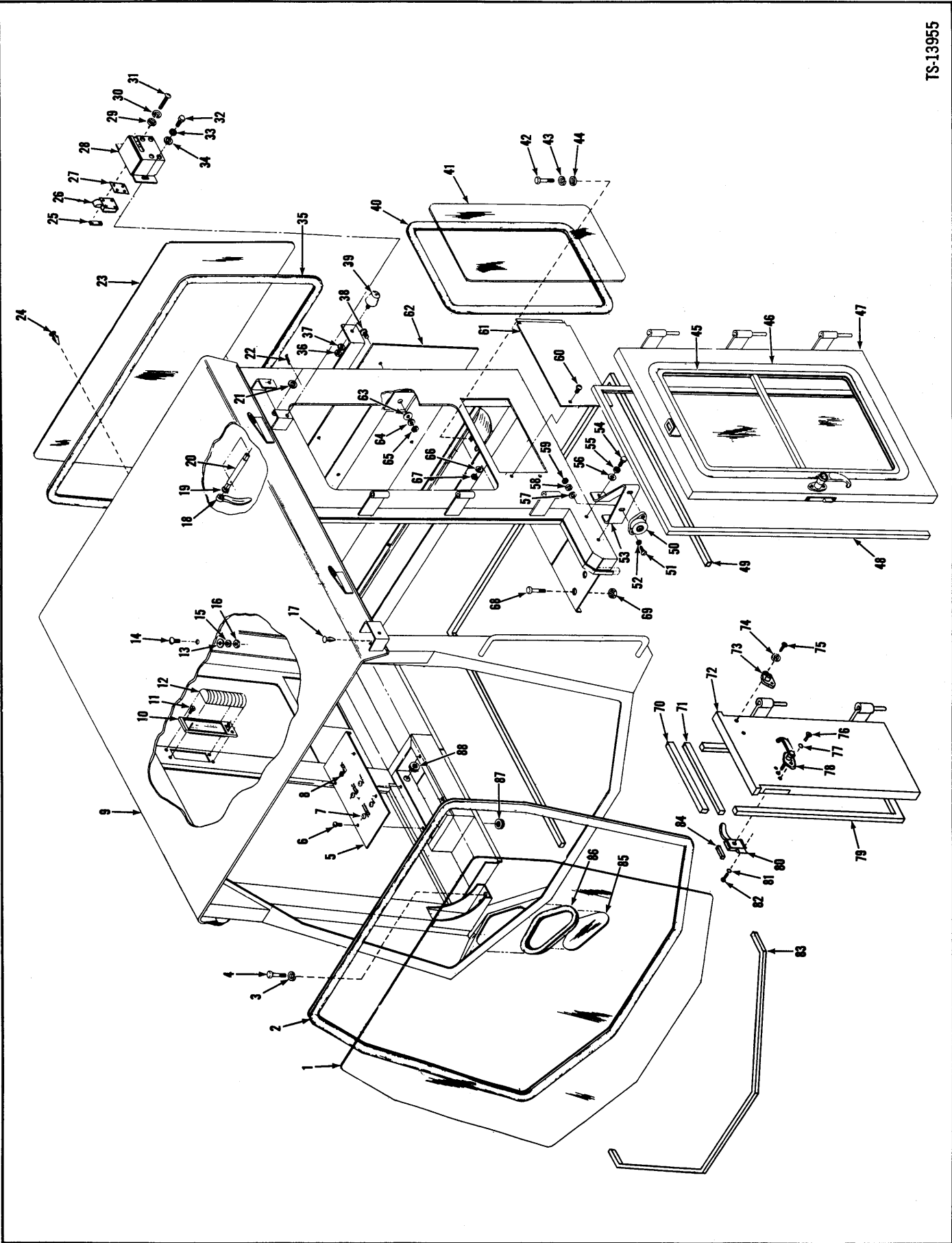
⁷Inc. 10A, 12

⁸See 10

⁹9 ft. (2,75 m)

¹⁰6 ft. (1,83 m)

¹⁹For Japan built cabs.



Cab Assembly



No.	Part No.	Qty.	Description
46	¹¹ 949721	2	Moulding
47	2509694	1	Door LH
47A	2509692	1	Door RH
48	¹² 949802	2	Weatherstrip
49	¹² 949801	1	Gasket
50	2510237	1	Socket
51	7G-412	2	Screw
52	8E-04	2	Lockwasher
53	2509763	1	Strap
54	23C-512	2	Bolt
55	23E-05	2	Lockwasher
56	25E-15	2	Washer
57	25E-14	2	Washer
58	23E-04	2	Lockwasher
59	61D-04	2	Nut
60	89G-410	4	Screw
61	2509749	2	Plate
62	2509752	1	Plate
63	25E-15	2	Washer
64	23E-04	8	Lockwasher
65	61D-04	8	Nut
66	23E-05	4	Lockwasher
67	61D-04	4	Nut
68	24C-616	2	Bolt
69	18D-06	2	Nut

No.	Part No.	Qty.	Description
70	¹³ 949802	1	Weatherstrip
71	¹³ 2510276	1	Gasket
72	2509762	1	Door lower
73	2510236	1	Plunger
74	8E-04	2	Lockwasher
75	7G-412	2	Screw
75A	†61D-04	2	Nut
76	2509097	6	Screw
77	18E-10	6	Lockwasher
78	949720	3	Handle
79	¹⁴ 949802	1	Weatherstrip
80	942874	2	Lock door LH
80A	†138249	1	Lock door RH
80B	† ^{19,20} 3918122	2	Lock door LH
80C	† ^{19,20} 3918128	1	Lock door RH
81	17E-10	12	Lockwasher
82	45G-1008	12	Screw
83	¹⁵ 949801	1	Gasket
84	¹⁶ 949722	3	Gasket
85	2509826	2	Glass lower front
86	¹⁷ 2508901	2	Moulding
87	511426	1	Grommet
88	511426	1	Grommet
89	† ¹⁸ 960608	1	Glass pattern

Note: Length of mouldings, weatherstrips and gaskets are listed for each piece.

¹¹8 ft. (2,44 m)

¹²10 ft. (3,05 m)

¹³2 ft. (0,62 m)

¹⁴4 ft. (1,22 m)

¹⁵5 ft. (1,53 m)

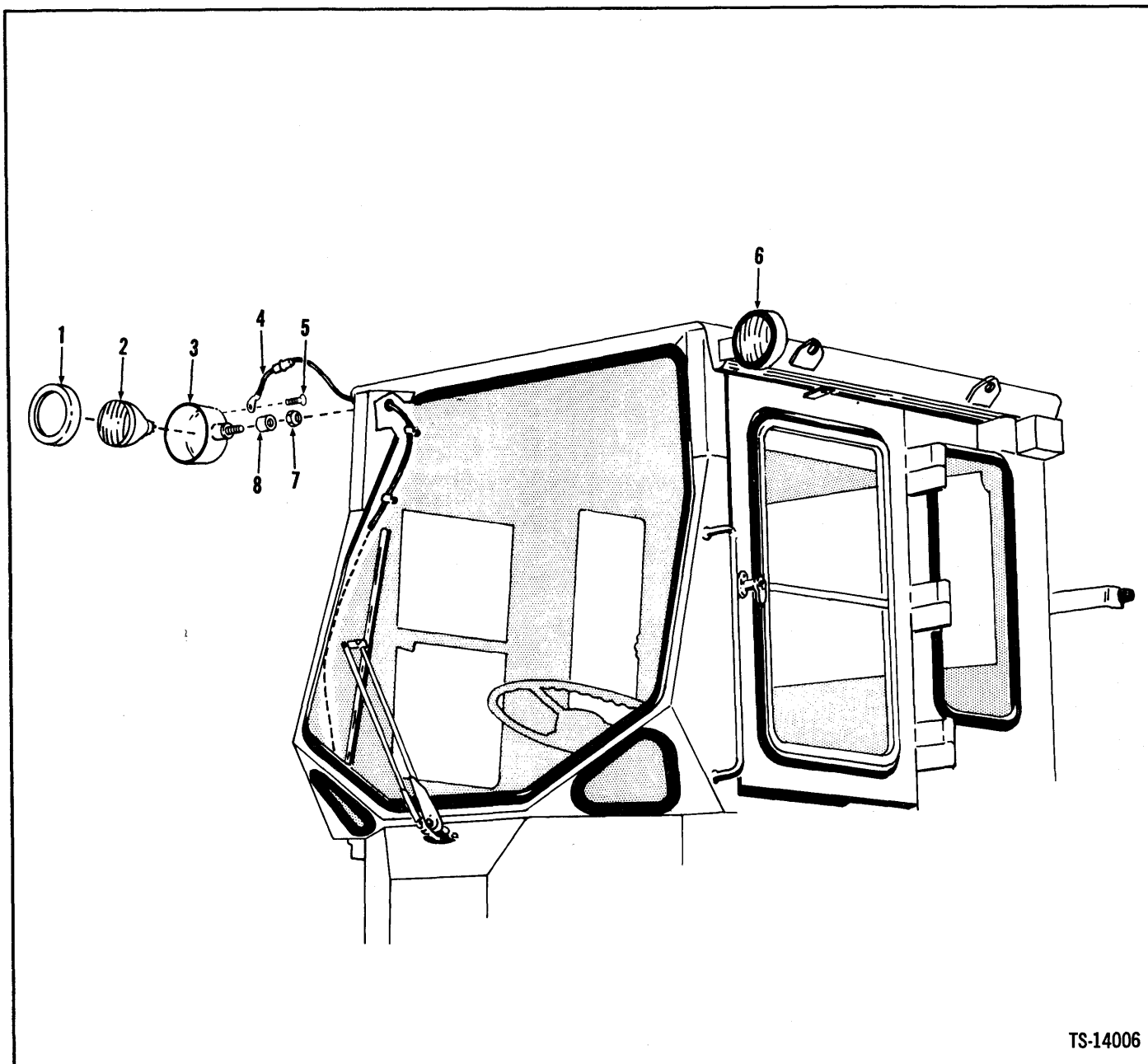
¹⁶1 ft. (0,31 m)

¹⁷3 ft. (0,92 m)

¹⁸Inc. 1

¹⁹For Japan built cabs

²⁰Inc. 78



TS-14006

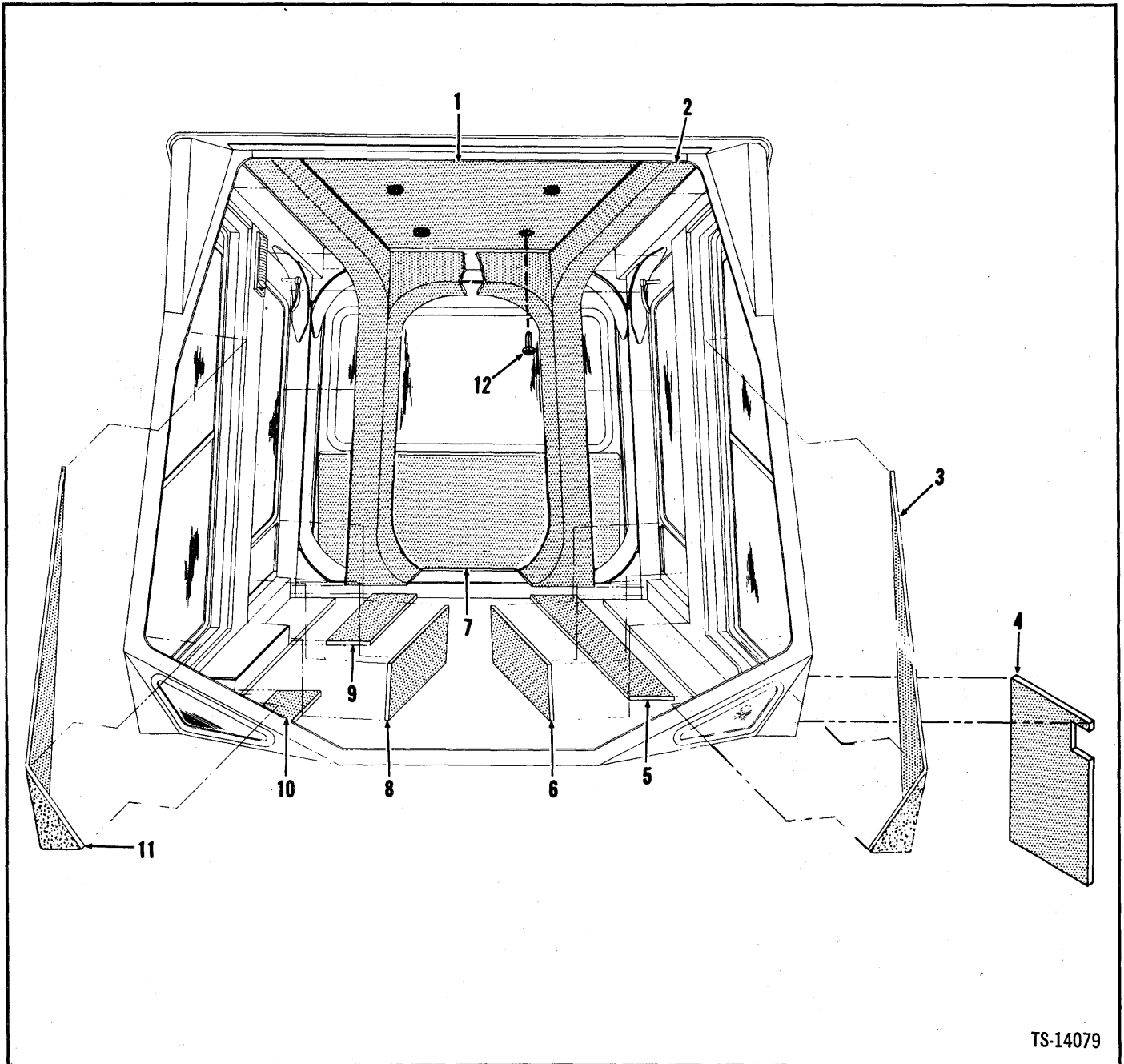
No.	Part No.	Qty.	Description
1	² 946389	1	Retainer headlight
1A	³ 949357	1	Retainer headlight
2	944907	1	Sealed unit
3	⁴ _____	1	Housing
4	2502409	2	Wire
5	953310	1	Screw
6	⁵ 547529	2	Headlight assy
7	17D-6	2	Nut
8	652448	2	Spacer

²For "John W. Hobbs"

³For "Guide Lamp"

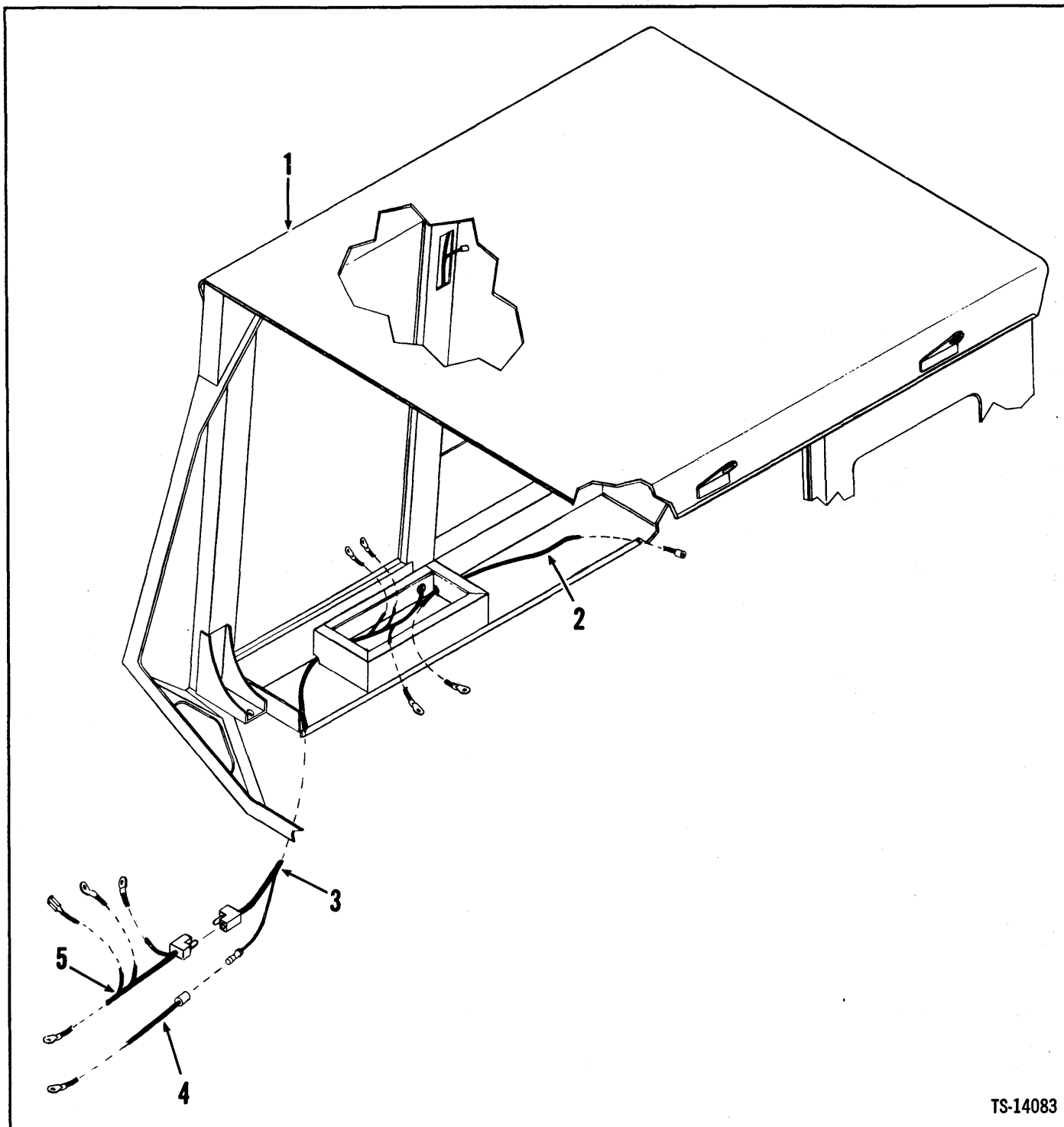
⁴See 6

⁵Inc. 1, 2, 3



TS-14079

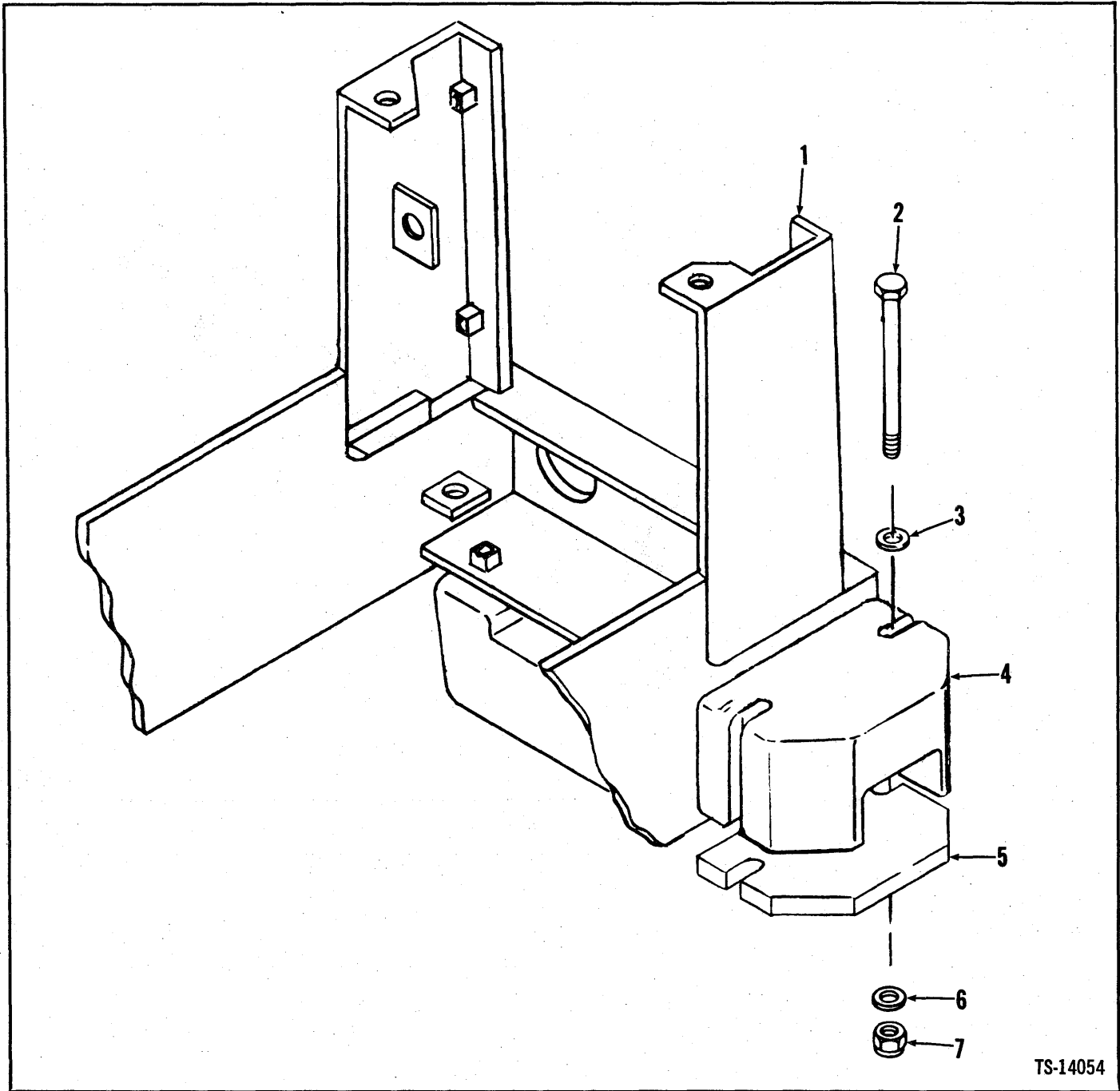
No.	Part No.	Qty.	Description
1	2509832	1	Foam insulation
2	2509693	1	Foam insulation
3	2509751	1	Foam insulation
4	2509831	1	Foam insulation
5	2509972	1	Foam insulation
6	2509830	1	Foam insulation
7	2509973	1	Foam insulation
8	2509830	1	Foam insulation
9	2509971	1	Foam insulation
10	2509971	1	Foam insulation
11	2509750	1	Foam insulation
12	2511368	4	Button



TS-14083

No.	Part No.	Qty.	Description
1	---	1	Cab
2	2510103	1	Wire
3	2509764	1	Harness
4	2510646	1	Wire
5	2510934	1	Harness

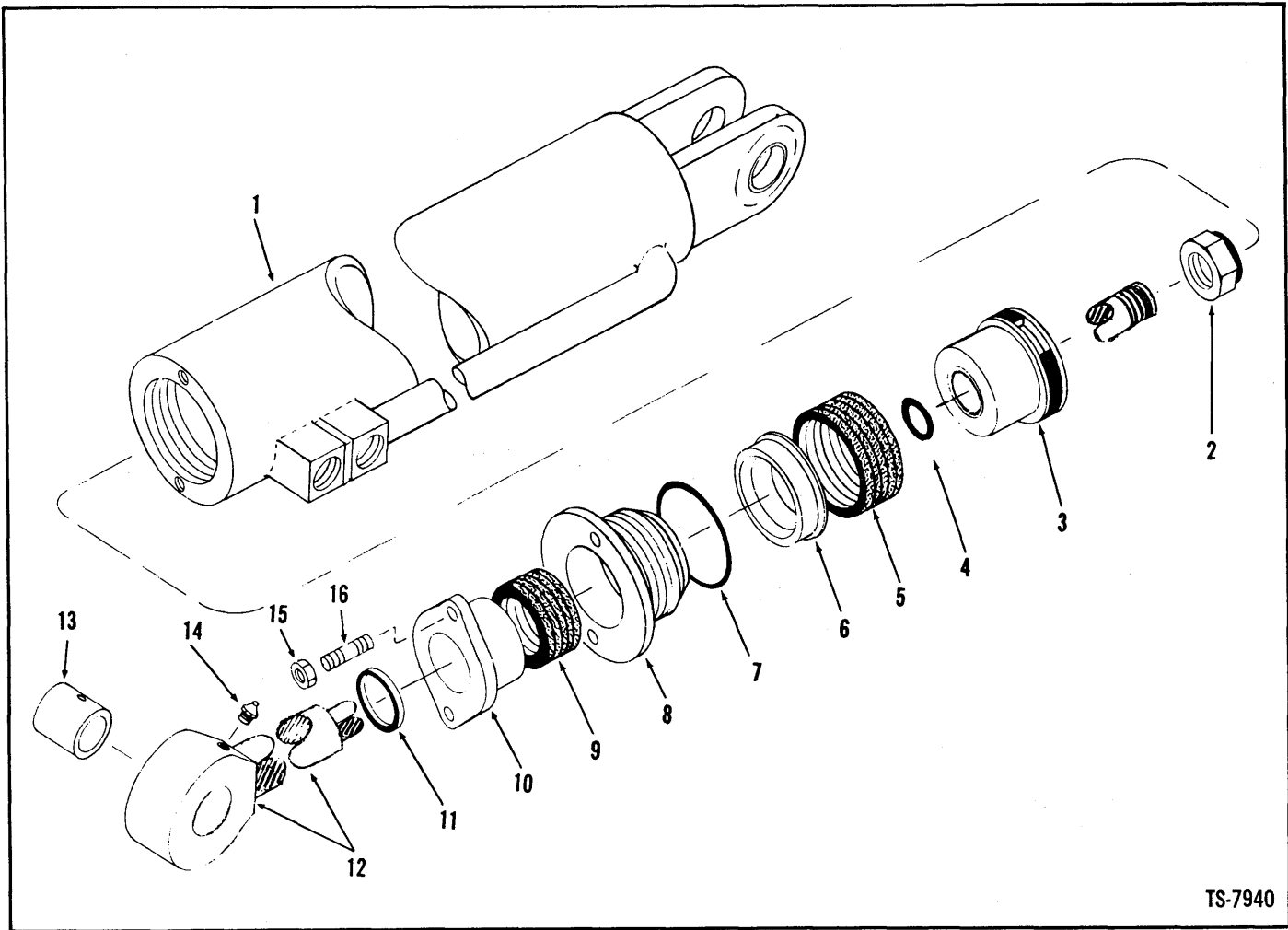
1See Index



TS-14054

No.	Part No.	Qty.	Description
A	*2501179	1	Counterweight kit
1	_____	1	Frame rear
2	24C-12160	4	Bolt
3	25E-28	4	Washer
4	2501156	2	Counterweight
5	2501057	2	Step plate
6	25E-28	4	Washer
7	18D-12	4	Nut

*In lieu of Hydro (550 lbs. 250 kg Inc. 2→7)
 †See Index



No.	Part No.	Qty.	Description
A	¹ 1533374	1	Cyl assy R.H.
B	² 1533375	1	Cyl assy L.H.
1	1533359	1	Cyl R.H.
1A	1533360	1	Cyl L.H.
2	67D-20	1	Nut
3	1533363	1	Piston
3A	1533354	1	Wear ring
4	25K-40108	1	O-ring
5	1533357	1	Packing
6	1533364	1	Piston
7	25K-40400	1	O-ring
8	1533362	1	Cap
9	1533361	1	Packing
10	1533365	1	Flange
11	1533340	1	Wiper
12	³ 1533358	1	Rod
13	1533355	1	Bushing
14	10H-25	1	Fitting grease
15	66D-06	2	Nut
16	1533339	2	Stud

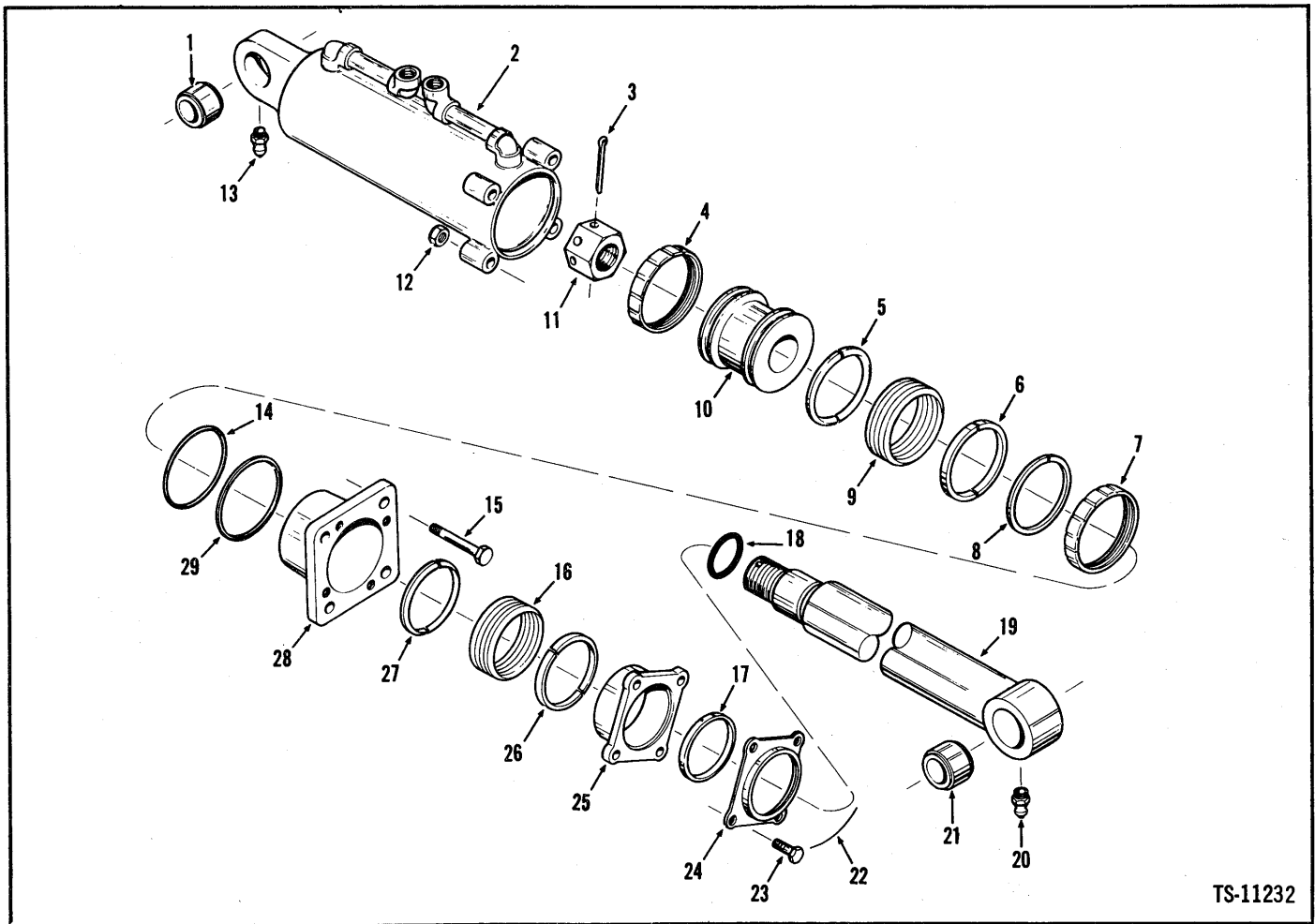
¹Inc. 1, 2 → 16

²Inc. 1A → 16

³Inc. 13

Cylinder Assembly, Side Dump Bucket

MICHIGAN



TS-11232

No.	Part No.	Qty.	Description
A	9,1567904	1	Cylinder assembly
B	4,102523425	1	Kit
1	669928	1	Bushing
2	567905	1	Cylinder
3	1F-540	1	Pin cotter
4	§3-----	1	Ring
5	§3-----	—	Adapter
6	§3-----	—	Adapter
7	§3-----	1	Ring
8	§3-----	—	Shim
9	§3-----	1	Packing
10	*512789	1	Piston
11	517298	1	Nut
12	68D-07	4	Nut
13	10H-25	1	Fitting grease

No.	Part No.	Qty.	Description
14	§3-----	1	Ring
15	18C-752	4	Bolt
16	52501107	1	Packing
17	2516952	1	Seal
18	§3-----	1	O-ring
19	567911	1	Rod assy
20	10H-25	1	Fitting grease
21	669928	1	Bushing
22	7-----	1	Lockwire
23	4C-620	4	Bolt
24	544890	1	Retainer
25	544889	1	Gland
26	§8-----	—	Adapter
27	§8-----	—	Adapter
28	945953	1	Cap
29	§3-----	1	O-ring

1 Inc. 1 → 29

2 Inc. 1

3 See B

4 Inc. 3, 4 → 9, 14, 16 → 18, 26, 27 & 29

5 Inc. 26, 27

6 Inc. 21

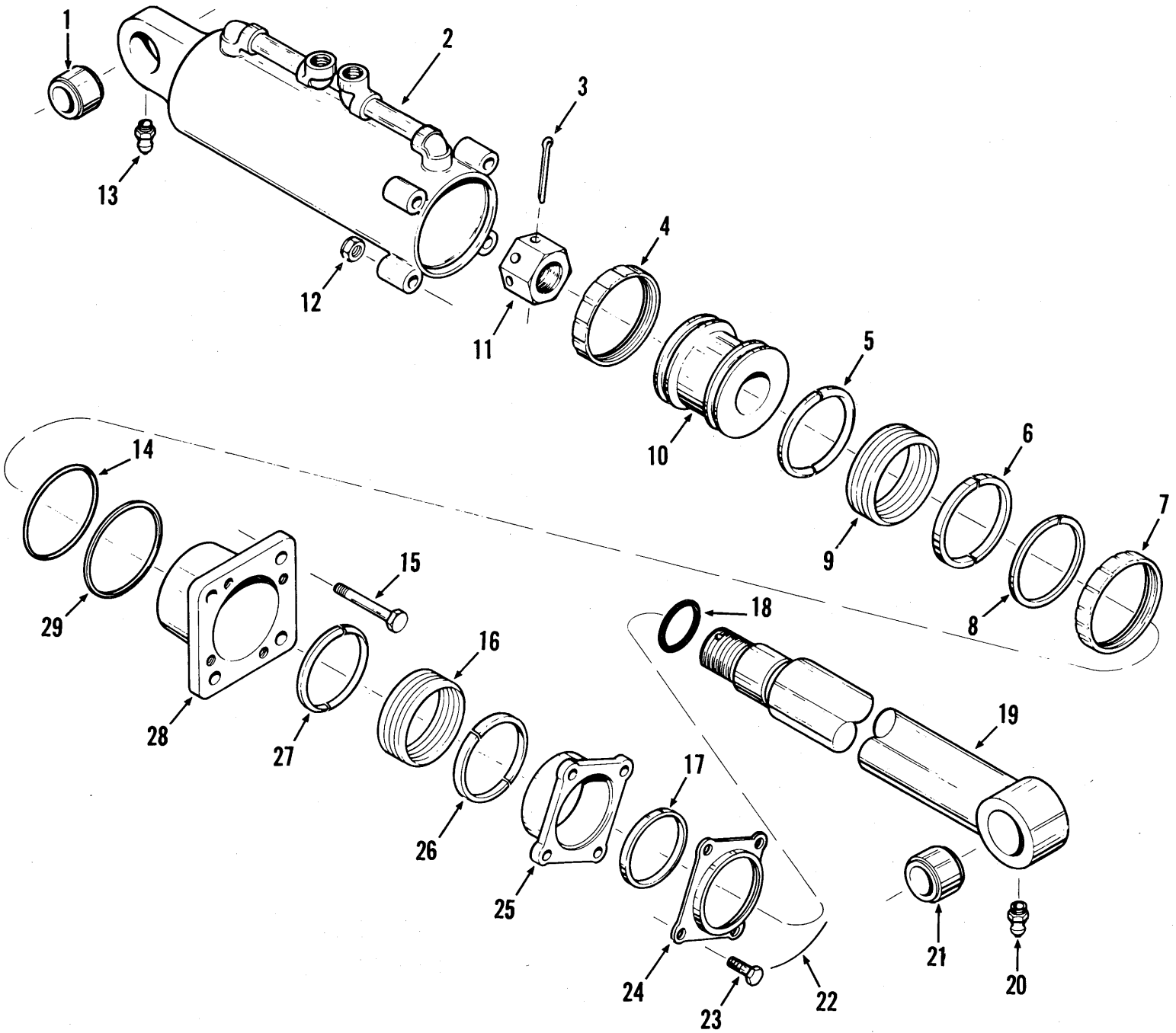
7 16 ga. 13 lg.

8 See 16

9 For replacement use 2514142.

10 For reference see Service Gram SG-597.

*NOTE: When replacement is required for item 10 part number 512789, use 1-1503639 Piston plus 1-2516071 Kit.



Z21A-1

(3D5)

PM 3016
Printed in U.S.A.

TS-11232

Cylinder Assembly, Side Dump Bucket



No.	Part No.	Qty.	Description
A	² 2514142	1	Cylinder assembly
1	669928	1	Bushing
2	³ 567905	1	Cylinder
3	1F-540	1	Pin cotter
4	552767	1	Ring
5	527496	2	Adapter
6	527497	2	Adapter
7	552767	1	Ring
8	⁴ 520405	—	Shim
9	531606	1	Packing
10	⁶ 512789	1	Piston
11	517298	1	Nut
12	68D-07	4	Nut
13	10H-25	1	Fitting grease
14	73K-236	1	Ring
15	24C-752	4	Bolt
16	544891	1	Packing
17	2516952	1	Seal
18	25K-40104	1	O-ring
19	⁴ 567911	1	Rod assy
20	10H-25	1	Fitting grease
21	669928	1	Bushing
22	⁵ _____	1	Lockwire
23	22C-620	4	Bolt
24	544890	1	Retainer
25	544889	1	Gland
26	544893	2	Adapter
27	544892	2	Adapter
28	945953	1	Cap
29	25K-40308	1	O-ring

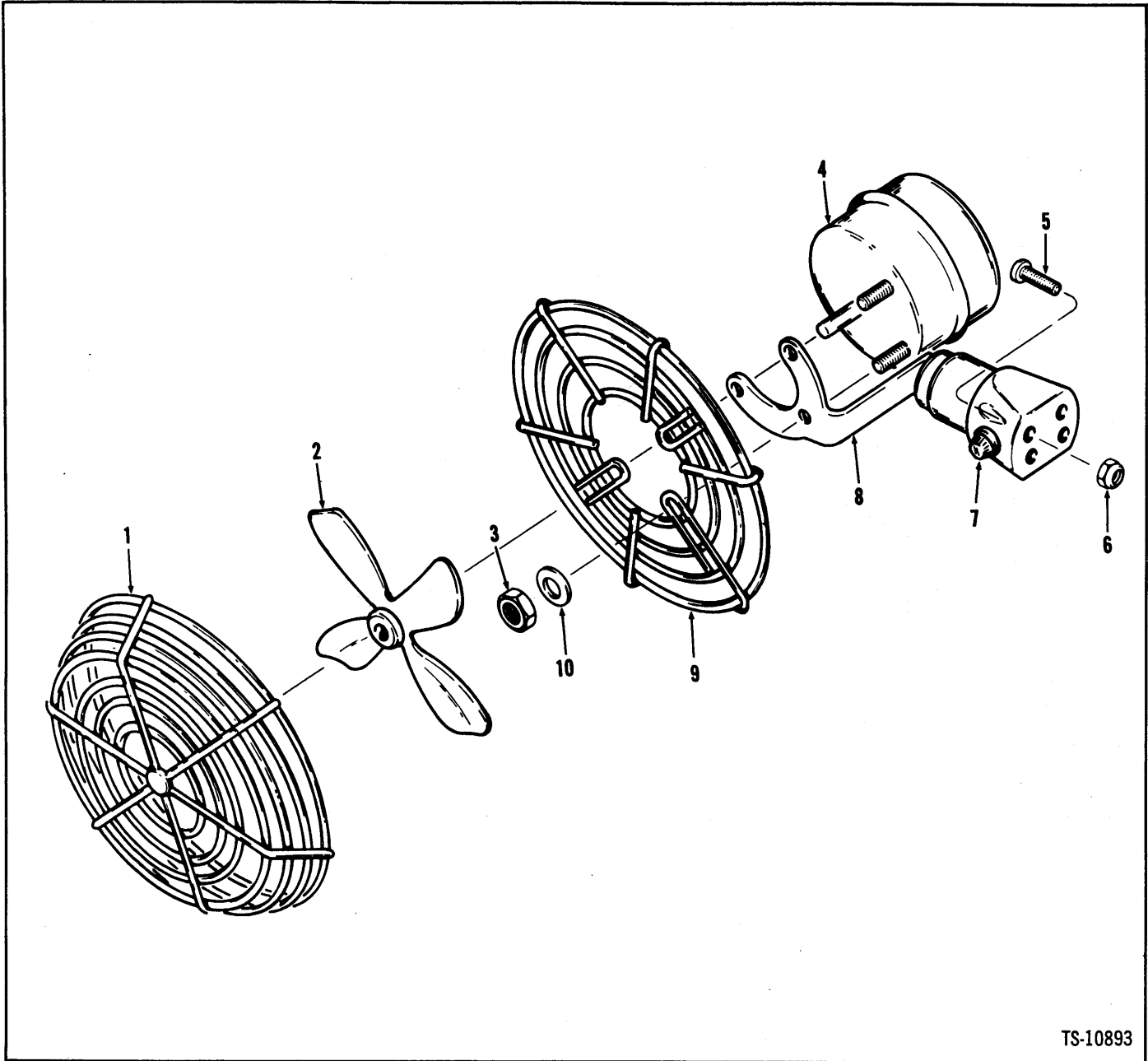
²Inc. 1→29

³Inc. 1

⁴Inc. 21

⁵16 gauge X 13 in. (330,2 mm) long

⁶For replacement, use (1) 1503639 piston, (2) 1530264 wear rings, (1) 1503631 outer seal ring & (1) 1503629 inner seal ring. Once conversion has been made, individual replacement can be made.

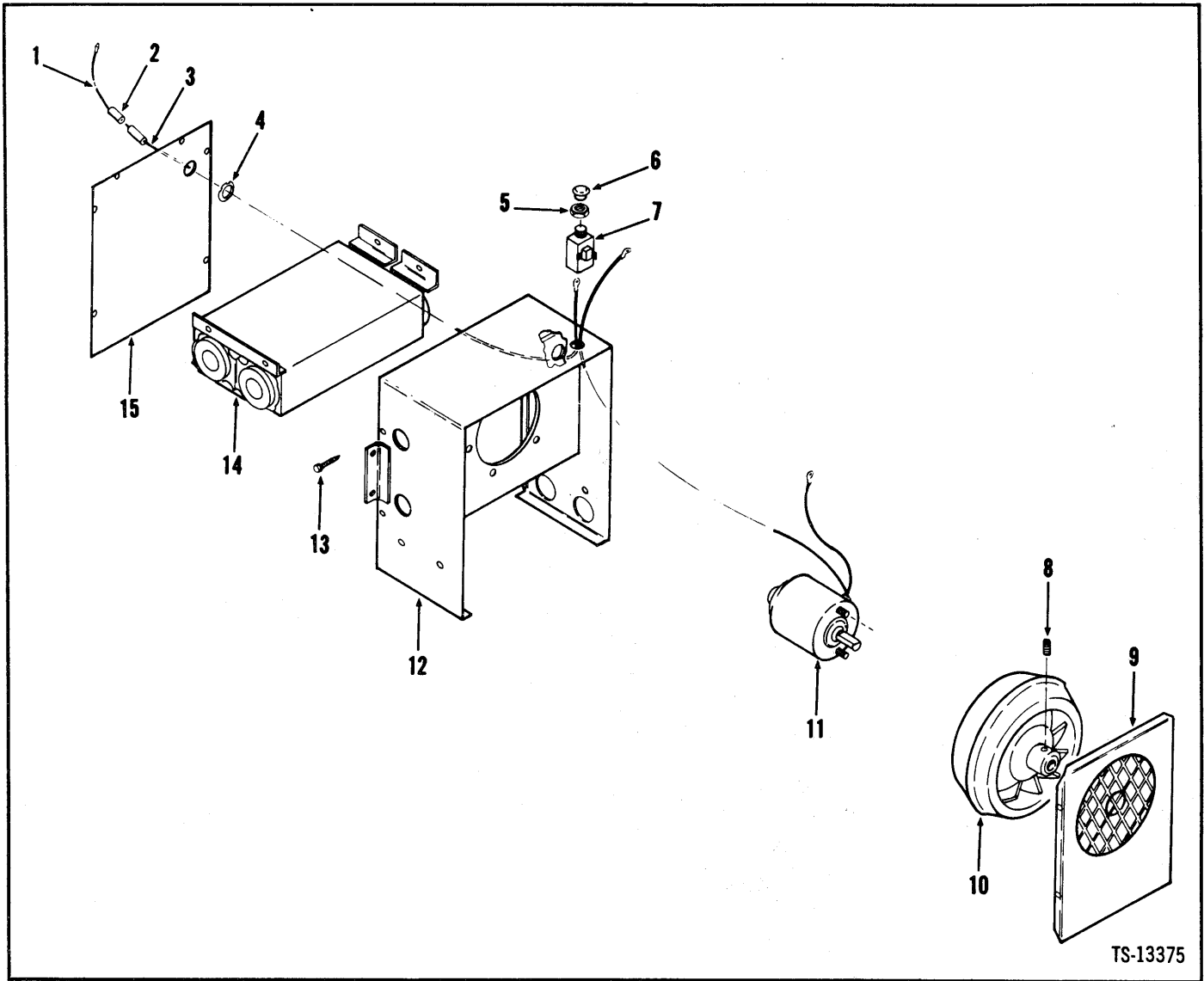


TS-10893

No.	Part No.	Qty.	Description
A	517846	1	Fan assy
1	949036	1	Guard
2	949037	1	Fan
3	949054	2	Nut
4	949191	1	Motor
5	85G-1012	4	Screw
6	50D-10	4	Nut
7	949192	1	Switch
8	961265	1	Base
9	949039	1	Guard
10	25E-10	2	Washer
11	†2510821	1	Wire

†Inc. 1→4, 7→10

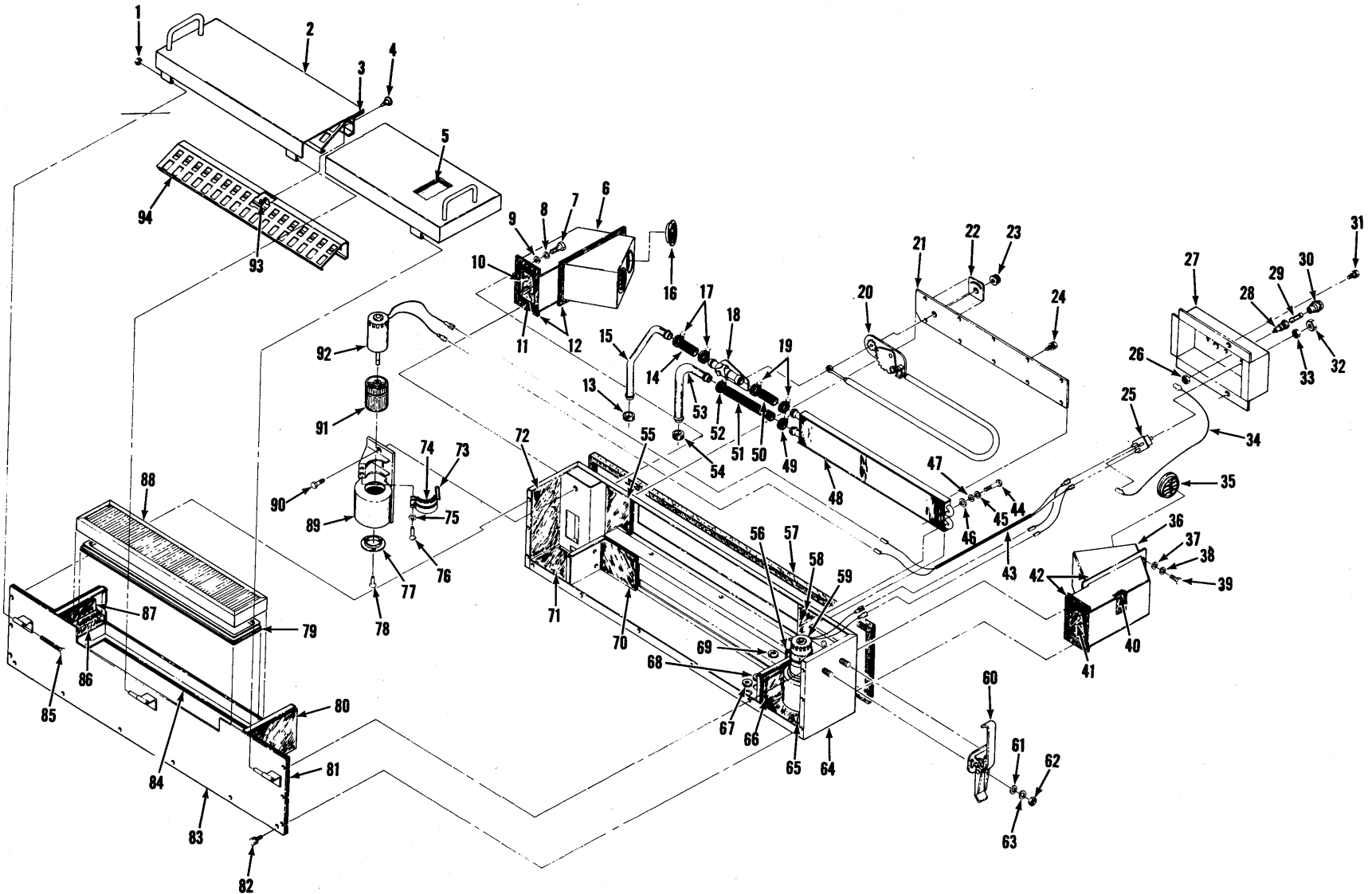
Heater Assembly



TS-13375

No.	Part No.	Qty.	Description
A	12502084	1	Heater assy
1	960126	1	Wire
2	635583	1	Fuse
3	960125	1	Wire
4	960127	2	Grommet
5	892929	2	Nut
6	892928	1	Knob
7	958245	1	Switch
8	960131	1	Screw fan
9	960124	1	Cover
10	960070	1	Fan
11	960068	1	Motor
12	960129	1	Housing
13	960132	19	Screw
14	960069	1	Core
15	960130	1	Panel
16	†945187	1	Decal data

†Inc. 1→16



Heater Assembly

MICHIGAN

No.	Part No.	Qty.	Description
A	² 2509098	1	Heater assy
1	17D-1	1	Nut
2	2511297	1	Cover assy
3	2511272	1	Seal
4	949774	1	Knob
5	2511259	2	Insulation
6	2511293	1	Duct assy LH
7	23C-510	4	Bolt
8	23E-05	4	Lockwasher
9	25E-16	4	Washer
10	2511263	2	Insulation
11	2511264	2	Insulation
12	³ 2511271	1	Gasket
13	949638	1	Grommet
14	⁴ 1529688	1	Hose
15	2511273	1	Tube
16	2511254	2	Louver
17	949603	2	Clamp
18	1580350	1	Valve control
19	949603	2	Clamp
20	949754	1	Cable assy
21	⁵ 2511294	1	Cover assy
22	949767	1	Decal
23	960595	1	Knob
34	5C-410	10	Bolt
25	960562	1	Switch
26	⁶ -----	1	Nut
27	2511295	1	Control box
28	⁷ 2511248	1	Fuse holder
29	⁸ 608869	1	Fuse
30	⁸ -----	1	Fuse holder
31	5C-410	2	Bolt
32	949639	1	Knob
33	949741	1	Nut
34	949806	1	Wire
35	2511254	2	Louver
36	2511292	1	Duct assy RH
37	25E-16	4	Washer
38	23E-05	4	Lockwasher
39	23C-510	4	Bolt
40	2511264	2	Insulation
41	2511262	2	Insulation
42	⁹ 2511271	1	Gasket
43	2511247	1	Wire assy
44	23C-428	3	Bolt
45	23E-04	3	Lockwasher
46	25E-21	3	Washer
47	25E-14	3	Washer
48	949773	1	Heater core
49	949603	1	Clamp

No.	Part No.	Qty.	Description
50	⁴ 1529688	1	Hose
51	⁴ 1529688	1	Hose
52	949603	1	Clamp
53	2511274	1	Tube
54	949638	1	Grommet
55	2511255	1	Insulation
56	2511269	1	Insulation
57	⁹ 949722	1	Gasket
58	2511255	1	Insulation
59	¹⁰ 2511290	1	Blower assy RH
59A	¹¹ 2511291	1	Blower assy LH
60	2511253	2	Clamp
61	25E-14	4	Washer
62	61D-04	4	Nut
63	23E-04	4	Lockwasher
64	2511299	1	Box assy
65	2511258	1	Insulation
66	2511257	2	Insulation
67	2511251	1	Plug
68	742710	1	Plug
69	2511250	1	Plug
70	2511270	1	Insulation
71	2511265	1	Insulation
72	2511256	2	Insulation
73	949736	2	Strap
74	⁹ 949602	2	Gasket
75	15E-10	4	Lockwasher
76	65G-1008	4	Screw
77	949737	2	Ring
78	2501949	6	Screw
79	¹² 949803	1	Gasket
80	2511261	2	Insulation
81	2511260	2	Insulation
82	5C-410	12	Bolt
83	2511298	1	Plate F
84	2511266	1	Insulation
85	23C-472	1	Bolt
86	2511267	2	Insulation
87	2511268	2	Insulation
88	949758	1	Filter
89	949733	1	Housing LH
89A	⁺ 2502260	1	Housing RH
90	23C-514	2	Bolt
91	949734	1	Wheel LH
91A	⁺ 949738	1	Wheel RH
92	2511233	1	Motor LH
92A	⁺ 2511234	1	Motor RH
93	233783	1	Ring snap
94	2511240	1	Damper

²Incl. 1→94

³6 ft. (1,83 m)

⁴1 ft. (0,31 m)

⁵Incl. 22

⁶See 28

⁷Incl. 26, 30

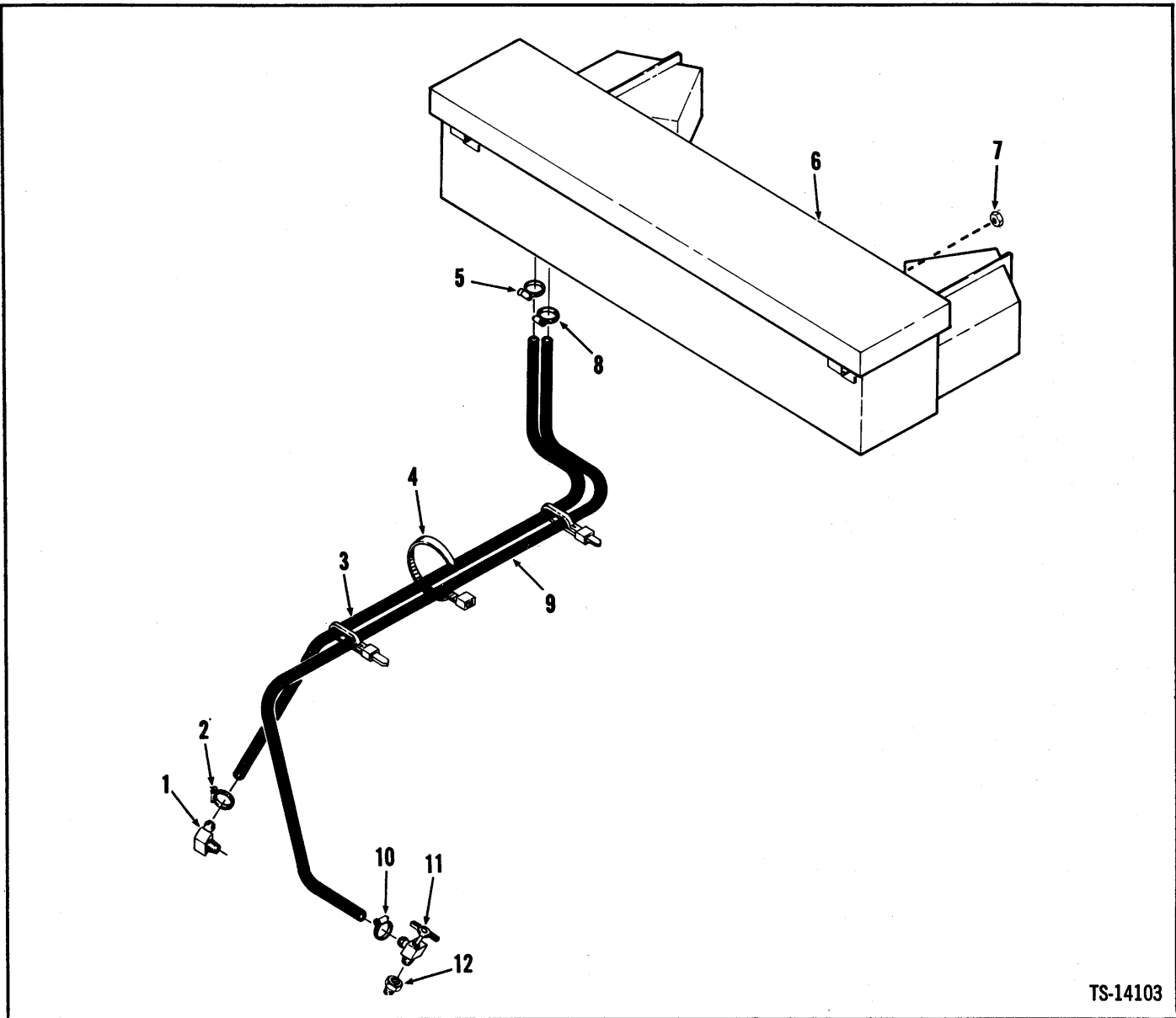
⁸30 Amp.

⁹12 ft. (3,66 m)

¹⁰Incl. 73→78, 89A, 91A, 92A

¹¹Incl. 73→78, 89, 91, 92

¹²7 ft. (2,14 m)

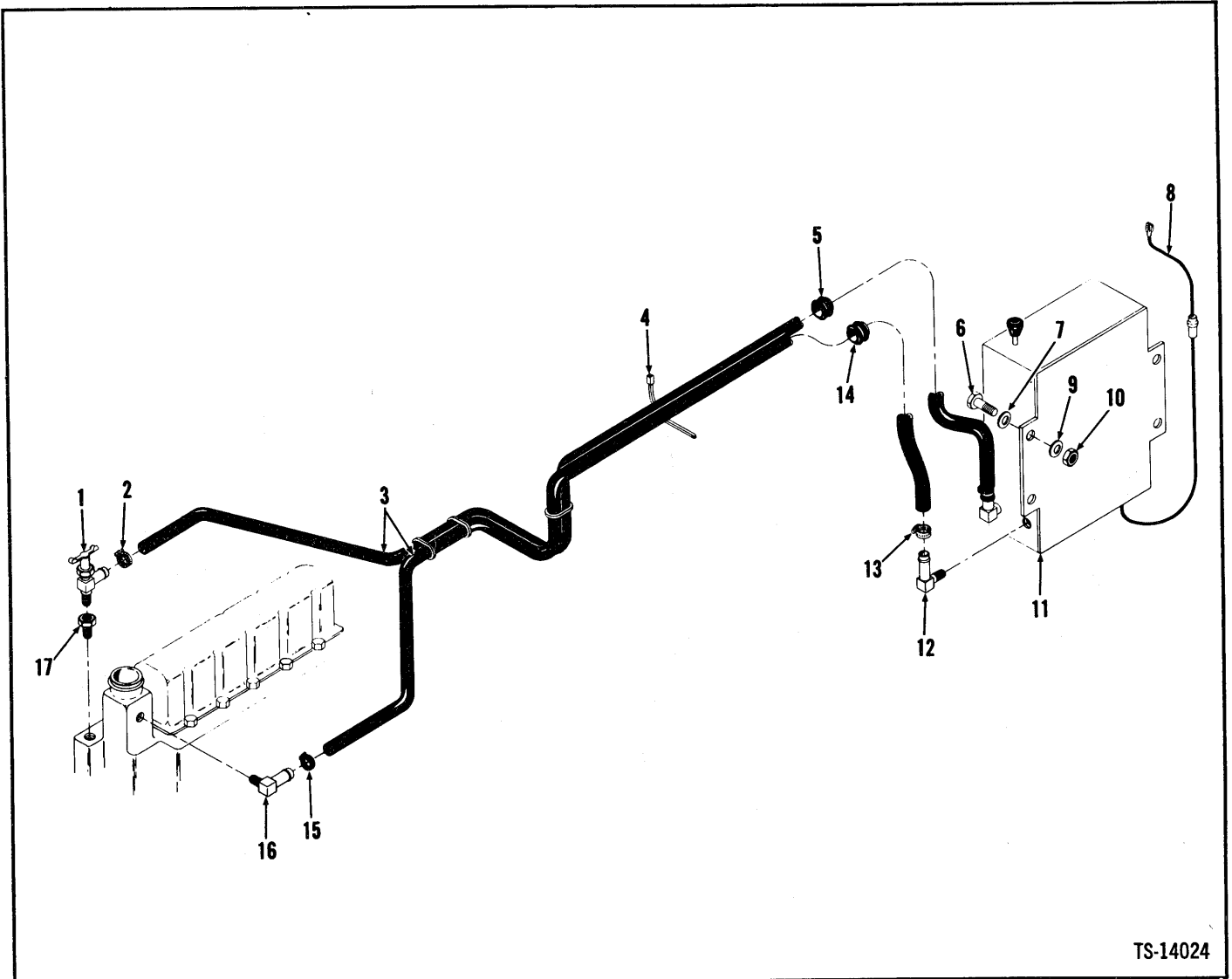


TS-14103

No.	Part No.	Qty.	Description
A	2511400	1	Heater kit
1	4666842	1	Elbow
1A	⁵ 666867	1	Nipple
1B	⁵ 29F-3	1	Elbow
2	521874	1	Clamp
3	³ 1529688	1	Hose
4	1539058	4	Cable tie

No.	Part No.	Qty.	Description
5	521874	1	Clamp
6	2509098	1	Heater assy
7	17D-08	2	Nut
8	521874	1	Clamp
9	³ 1529688	1	Hose
10	521874	1	Clamp
11	552433	1	Valve
12	19F-6	1	Bushing

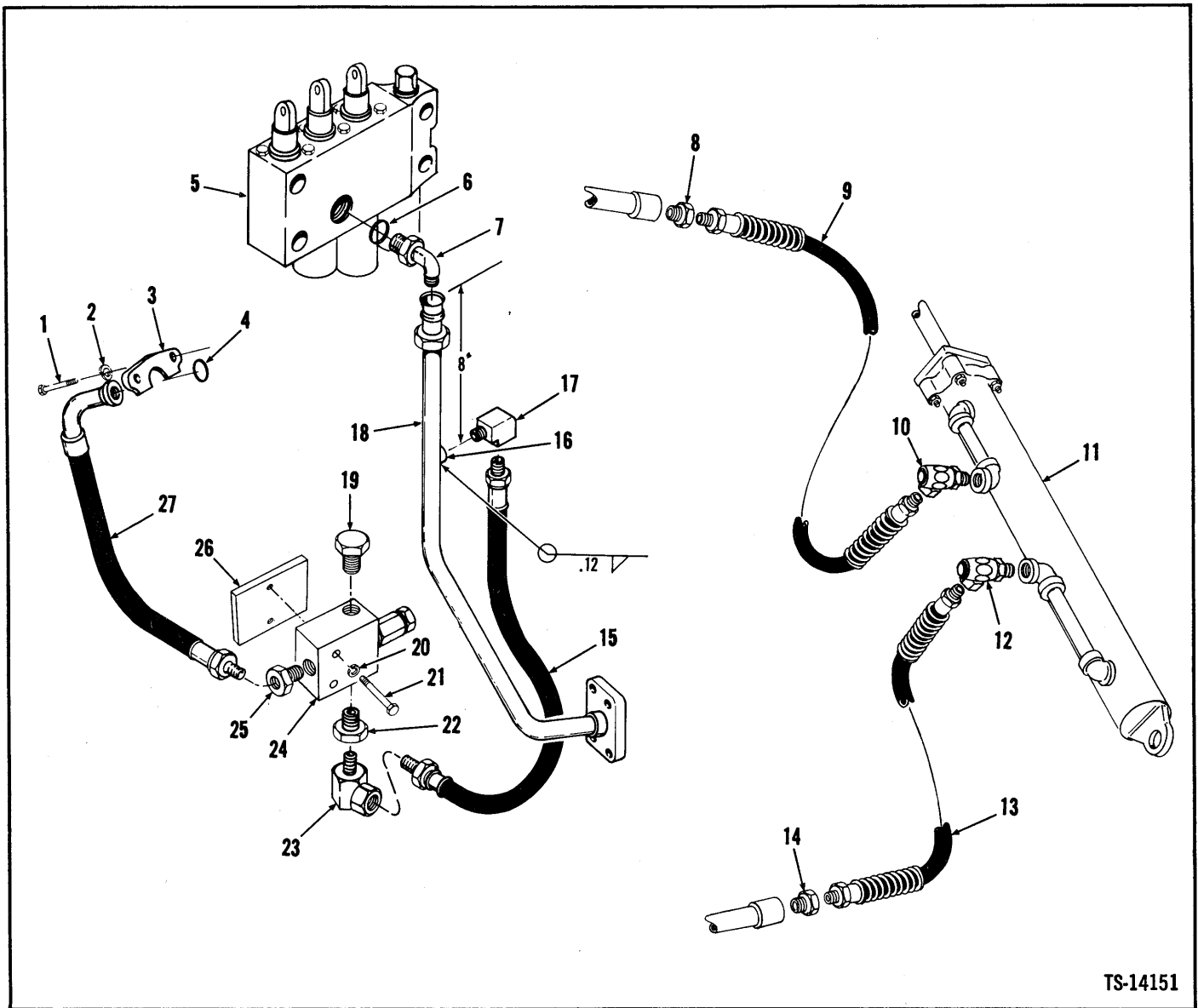
1See Index
 2Inc. 1 → 12
 36 ft. (1,83 m)
 44189C101JAC → 999JAC
 54189D101JAC & →



TS-14024

No.	Part No.	Qty.	Description
1	552433	1	Valve
2	521874	1	Clamp
3	² 1529688	2	Hose
4	1539058	4	Cable tie
5	552438	1	Grommet
6	24C-516	4	Bolt
7	25E-15	4	Washer
8	2510843	1	Wire
9	25E-15	4	Washer
10	18D-05	4	Nut
11	¹ 2502084	1	Heater assy
12	666841	2	Elbow
13	521874	2	Clamp
14	552438	1	Grommet
15	521874	1	Clamp
16	666842	1	Elbow
17	19F-6	1	Bushing

¹See, Index
²10 ft. (3,05 m)



No.	Part No.	Qty.	Description
1	24C-620	4	Bolt
2	4E-06	4	Lockwasher
3	19J-16	2	Flange
4	58K-219	1	O-ring
5	3916077	1	Valve assy main
6	91F-10	1	O-ring
7	17K-10	1	Elbow
8	356617	1	Bushing
9	1524998	1	Hose
10	1509752	1	Swivel joint
11	1-----	1	Cylinder assembly
12	1509752	1	Swivel joint
13	1524998	1	Hose
14	356617	1	Bushing

No.	Part No.	Qty.	Description
15	661558	1	Hose
16	3553019	1	Coupling
17	29F-3	1	Elbow
18	2503833	1	Tube
19	40K-12	1	Plug
20	4E-06	2	Lockwasher
21	24C-640	2	Bolt
22	356617	1	Bushing
23	31F-4	1	Adapter
24	2510755	1	Valve assy relief
25	36F-5	1	Adapter
26	2510762	1	Bracket
27	2504348	1	Hose

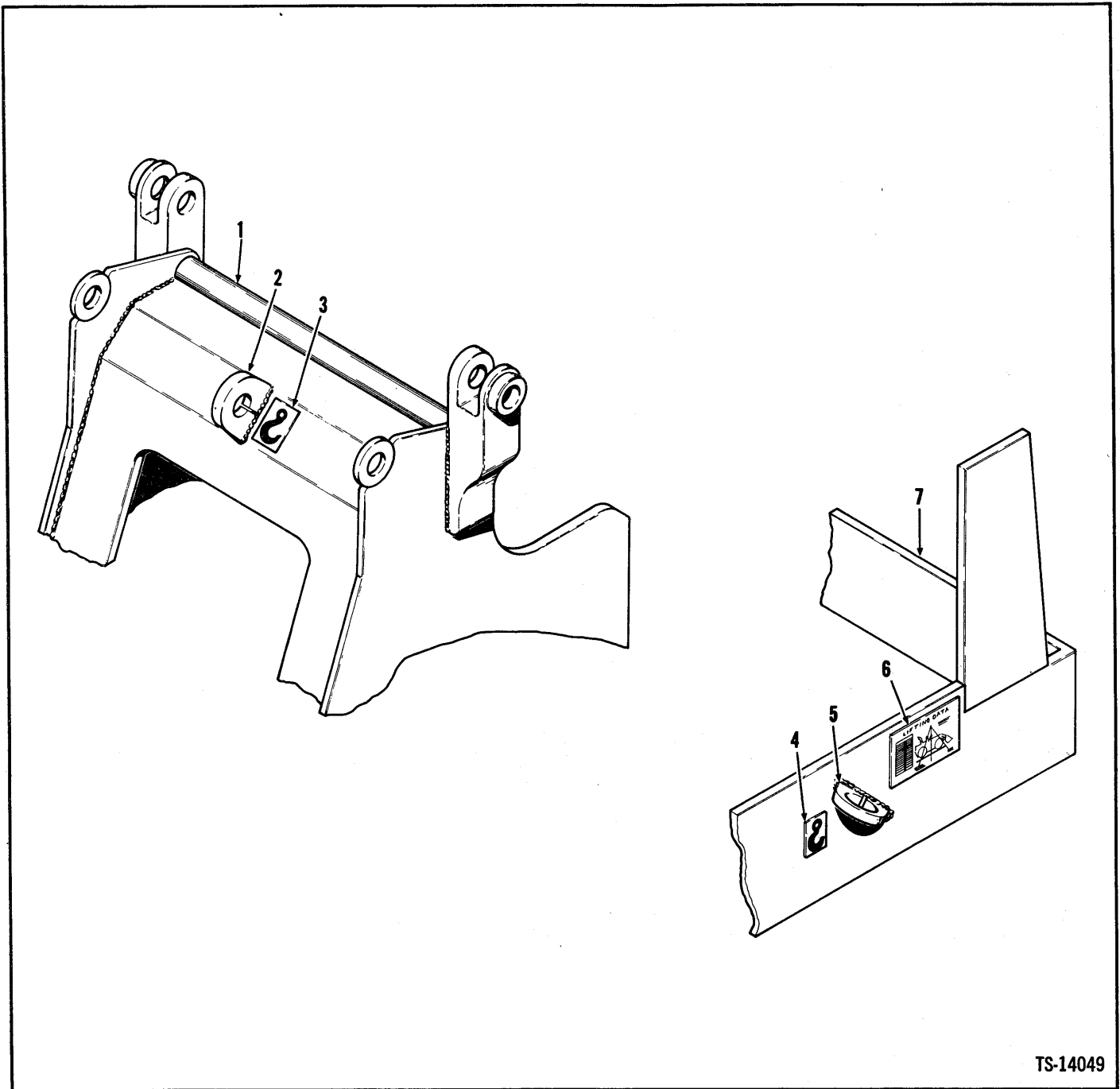
¹See Index

²Inc. 6

³Weld into tube

Lifting Lugs Kit

MICHIGAN



TS-14049

No.	Part No.	Qty.	Description
A	2510829	1	Lifting lugs kit
1	_____	1	Frame front
2	3981073	1	Lug
3	1511709	1	Decal lift
4	1511709	2	Decal lift
5	3981073	2	Lug
6	1547653	1	Decal lifting data
7	_____	1	Frame rear

¹See Index
²Inc. 2→6

(

(

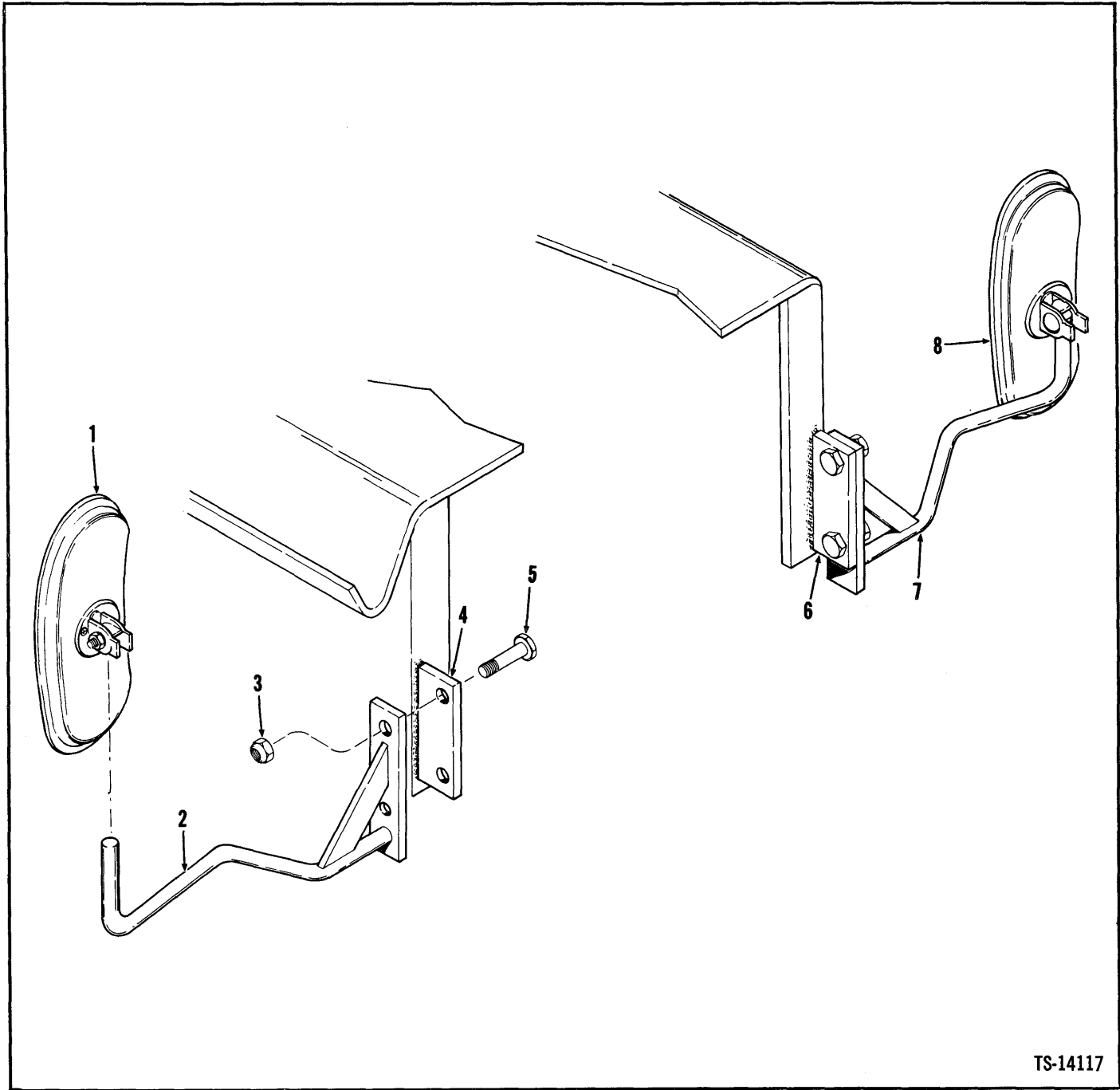
(

(

(

(

(



TS-14117

No.	Part No.	Part No.	Qty.	Description
A	2514336	2511435	1	Mirror kit
1	2511780	3968121	1	Mirror
2	2514341	2511420	1	Bracket RH
3	18D-06	18D-06	4	Nut
4	2514337	2511510	1	Flat
5	24C-624	24C-624	4	Bolt
6	2514337	2511510	1	Flat
7	2514342	2511422	1	Bracket LH
8	2511780	3968121	1	Mirror

2Inc. 1→8

(

(

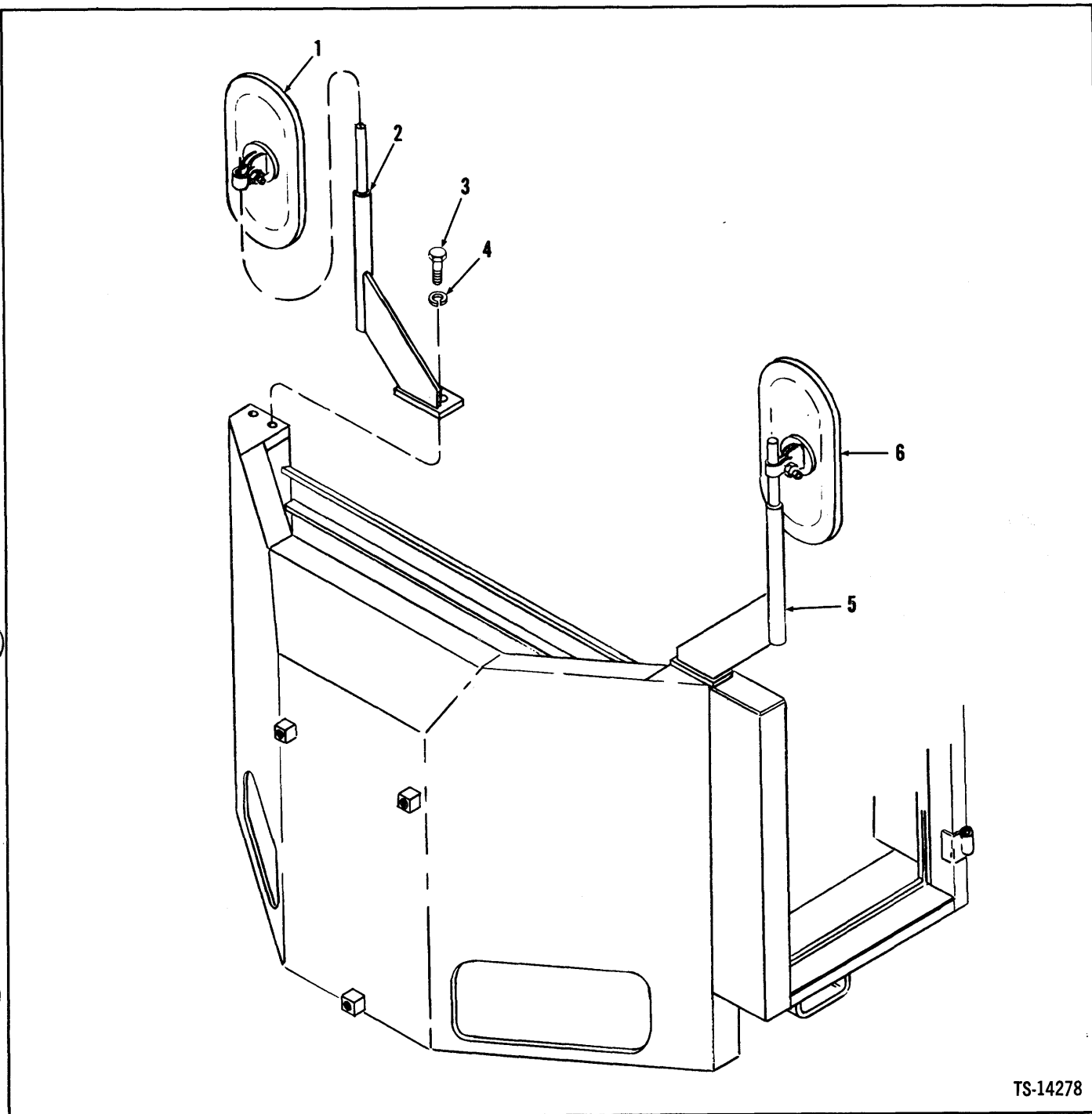
(

(

(

(

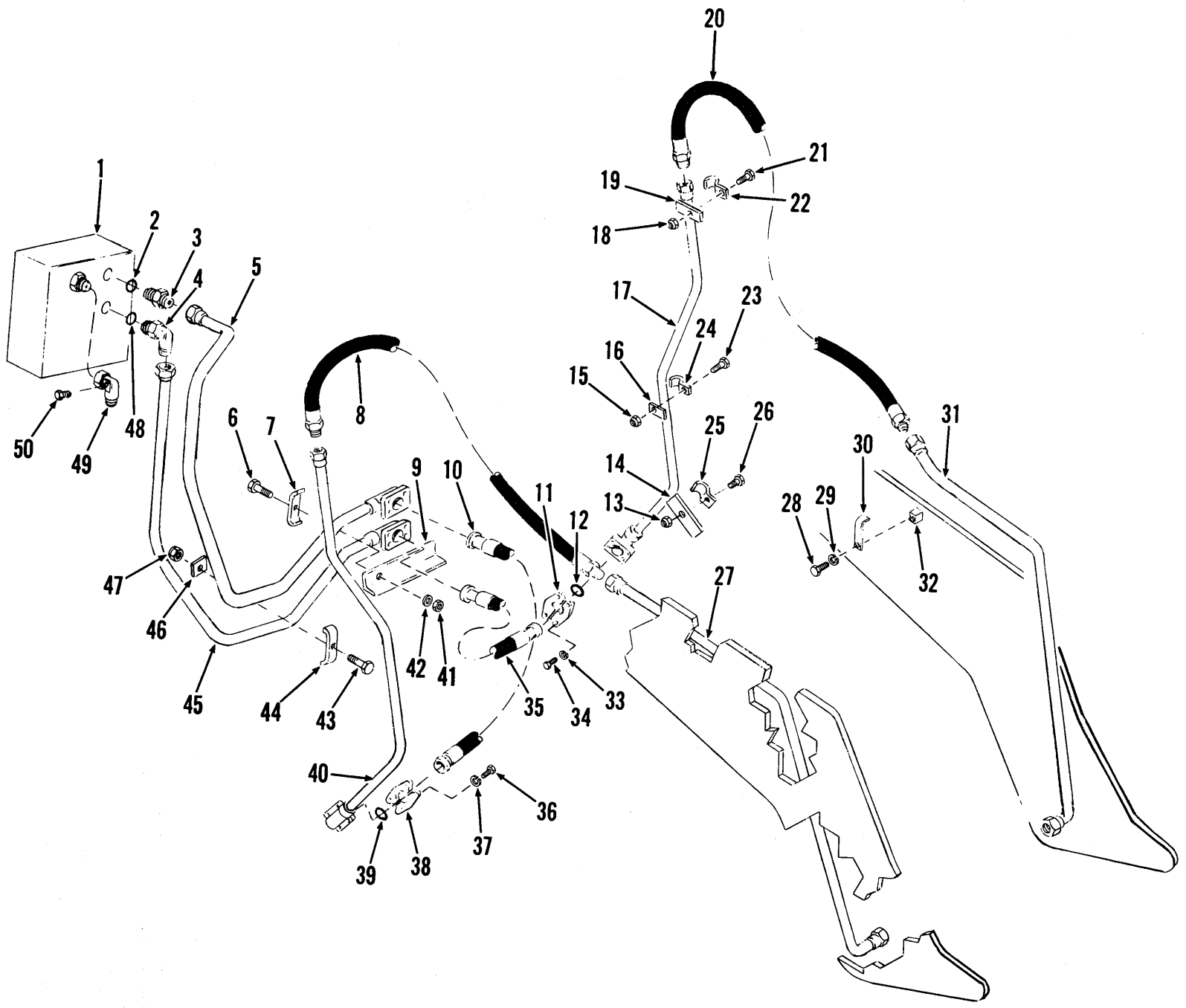
(



TS-14278

No.	Part No.	Qty.	Description
A	2512191	1	Mirror kit
1	3968121	1	Mirror
2	2512188	1	Bracket RH
3	23C-820	4	Bolt
4	4E-08	4	Lockwasher
5	2512189	1	Bracket LH
6	3968121	1	Mirror

2Inc. 1 → 6



Piping Installation & Parts (Three Spool)

CLARK

No.	Part No.	Qty.	Description
1	¹ -----	1	Valve assy
2	91F-10	1	O-ring
3	² 15K-10	1	Adapter
4	³ 17K-10	1	Elbow
5	2503832	1	Tube
6	18C-636	1	Bolt
7	1509657	1	Clip
8	⁴ 2501325	1	Hose
8A	3988232	1	Hose
9	2503839	1	Angle
10	⁴ 2500156	1	Hose
10A	⁴ 3980505	1	Hose
11	19J-12	4	Flange half
12	58K-214	2	O-ring
13	60D-6	1	Nut
14	2503842	2	Flat
15	60D-6	2	Nut
16	2503841	2	Flat
17	2510673	1	Tube
18	60D-8	2	Nut
19	3978057	2	Lug
20	2501325	1	Hose
20A	3988232	1	Hose
21	18C-824	2	Bolt
22	3978058	2	Clip
23	18C-624	2	Bolt
24	3978058	2	Clip

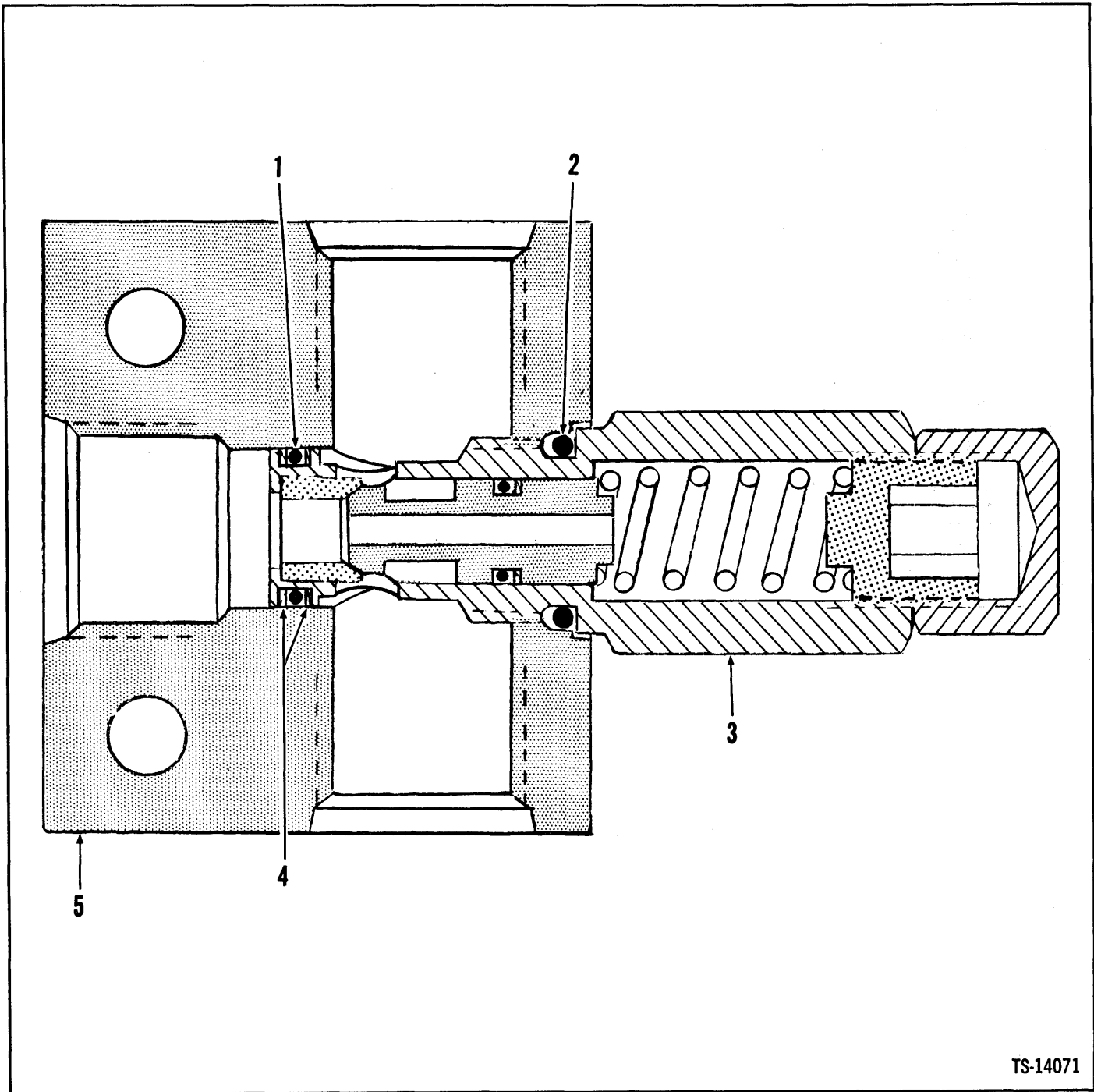
No.	Part No.	Qty.	Description
25	3978058	2	Clip
26	18C-624	2	Bolt
27	2515225	1	Tube
28	18C-816	4	Bolt
29	4E-8	4	Lockwasher
30	1536657	4	Clip
31	2515224	1	Tube
32	590384	4	Tapped block
33	4E-6	8	Lockwasher
34	17C-620	8	Bolt
35	⁴ 2500156	1	Hose
35A	⁴ 3980505	1	Hose
36	17C-620	8	Bolt
37	4E-6	8	Lockwasher
38	19J-12	4	Flange half
39	58K-214	2	O-ring
40	2510675	1	Tube
41	60D-6	1	Nut
42	25E-18	1	Washer
43	18C-636	1	Bolt
44	3980519	1	Clip
45	2503833	1	Tube
46	2503840	1	Flat
47	60D-6	1	Nut
48	91F-10	1	O-ring
49	2506290	1	Elbow
50	40K-4	1	Plug

¹See Index

²Inc. 2

³Inc. 48

⁴Optional



TS-14071

No.	Part No.	Qty.	Description
A	2510755	1	Valve assy relief
1	58K-016	1	O-ring
2	58K-115	1	O-ring
3	960998	1	Relief vlv cartr kit
4	960997	2	Ring back-up
5	§4-----	1	Housing

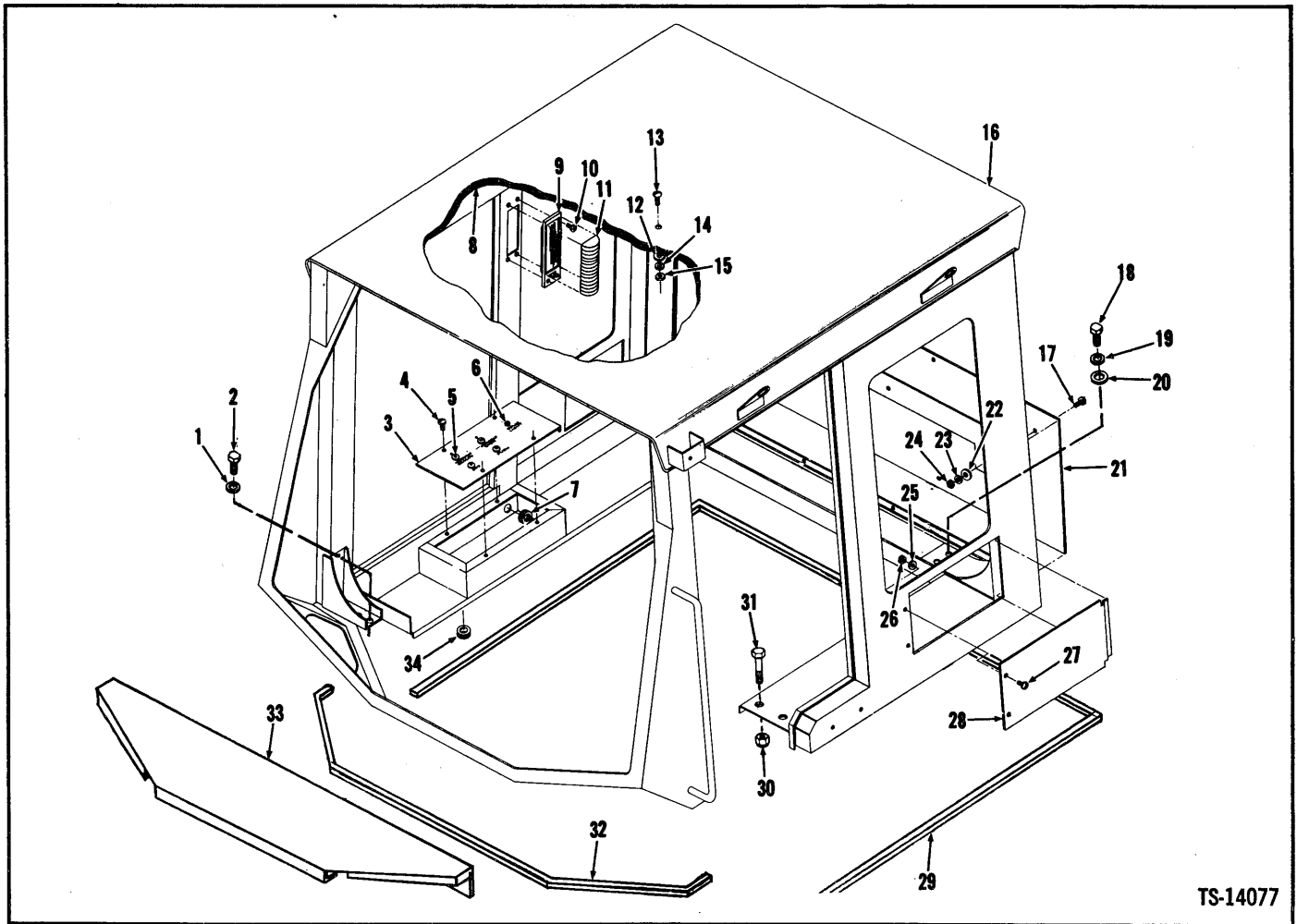
²Incl. 1 → 5

³Incl. 1, 2, 4

⁴See A

Roll-Over Protective Structure (ROPS)

MICHIGAN



TS-14077

No.	Part No.	Qty.	Description
A	22509194	1	Roll-over prot strctr
1	23E-08	4	Lockwasher
1A	†635682	4	Washer
2	23C-824	4	Bolt
3	2509843	1	Panel assy
4	87G-1010	4	Screw
5	743200	4	Plug
6	³1546280	1	Circuit breaker
7	511426	1	Grommet
8	2509832	1	Foam insulation
9	⁴2509846	1	Dome light
9A	†960855	1	Bulb
10	2502439	4	Screw
11	§⁵_____	1	Lens
12	25E-17	1	Washer
13	89G-612	1	Screw
14	23E-06	1	Lockwasher
15	61D-06	1	Nut
16	2510293	1	Canopy

No.	Part No.	Qty.	Description
17	89G-410	8	Screw
18	23C-1248	4	Bolt
19	23E-12	4	Lockwasher
20	25E-27	4	Washer
21	2509752	1	Plate
22	25E-15	2	Washer
23	23E-04	8	Lockwasher
24	61D-04	8	Nut
25	23E-04	4	Lockwasher
26	61D-04	4	Nut
27	89G-410	4	Screw
28	2509749	2	Plate
29	⁶949801	1	Gasket
30	18D-06	2	Nut
31	24C-616	2	Bolt
32	⁷949801	1	Gasket
33	2510270	1	Cover
34	511426	1	Grommet

²Inc. 1 → 34 Page Z18 Cab Wiring. Ref. S.G.-670, S.G.-713.

³.75 Amp.

⁴Inc. 9A, 11

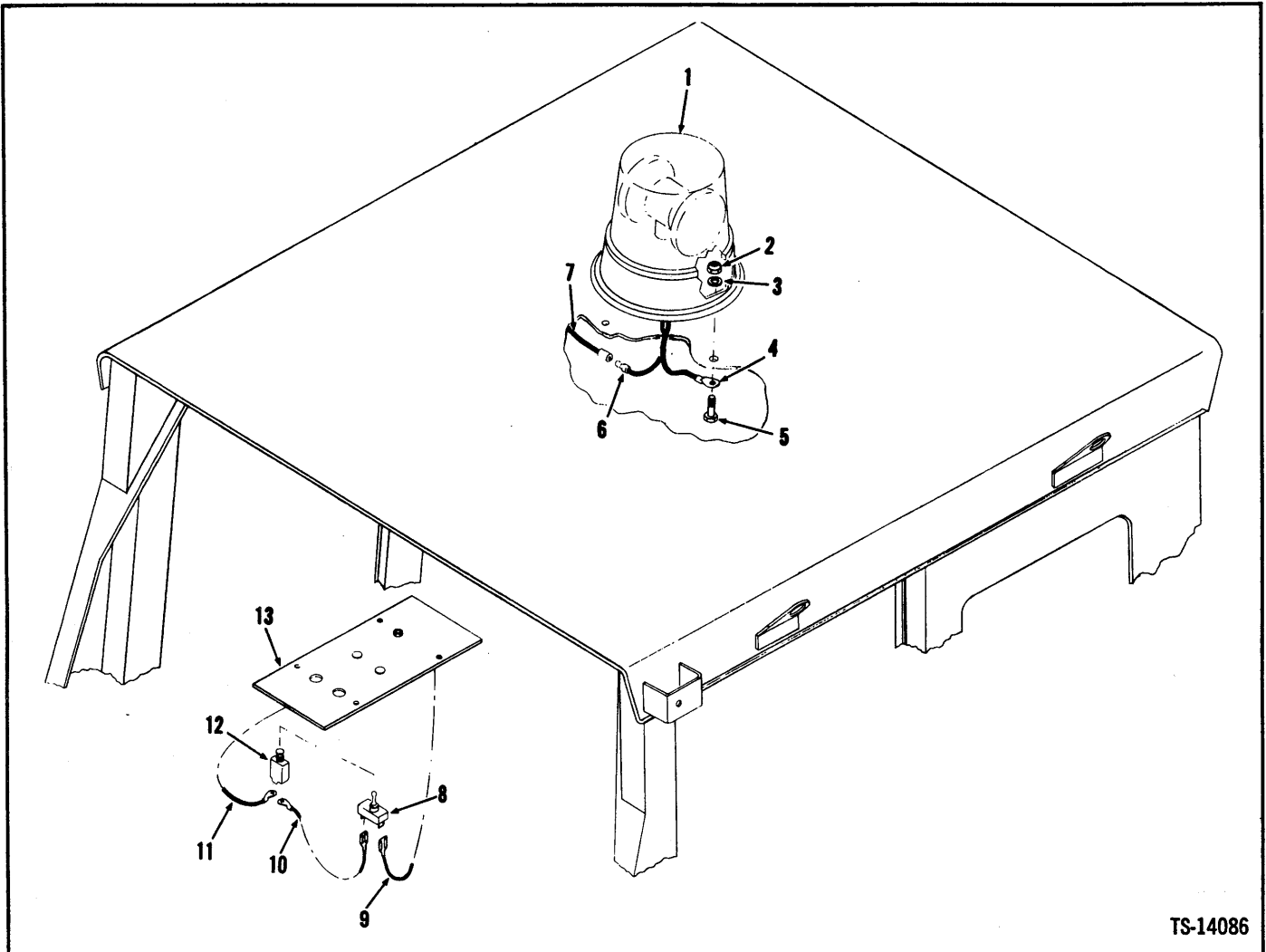
⁵See 9

⁶10 ft. (3,05 m)

⁷5 ft. (1,53 m)

PM 3016

Printed in U.S.A.



TS-14086

No.	Part No.	Qty.	Description
A	² 2511574	1	Rotating light kit
1	³ 1548069	1	Light
1A	894300	2	Sealed unit
1B	960962	1	Lens
2	18D-04	3	Nut
3	25E-13	3	Washer
4	614139	1	Terminal
5	24C-464	3	Bolt
6	1513577	1	Terminal
7	⁴ _____	1	Wire harness
8	1516649	1	Switch
9	⁴ _____	1	Wire harness
10	1516651	1	Wire
11	2511622	1	Wire
12	⁵ 1513548	1	Circuit breaker
13	⁶ _____	1	Panel
14	[†] 1510906	1	Adhesive

²Inc. 1→14

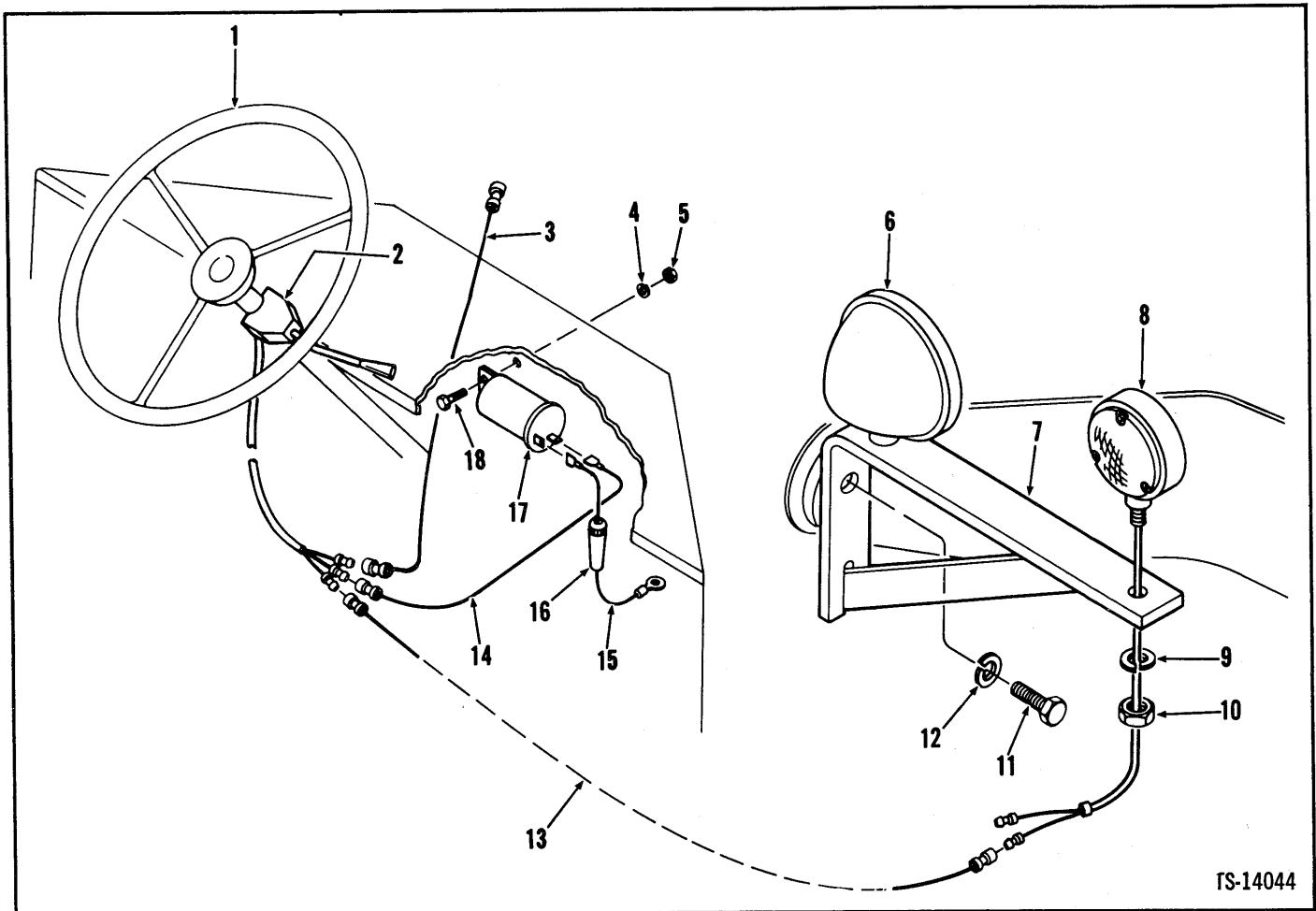
³Inc. 1A, 1B

⁴See Cab Wiring

⁵10 Amp.

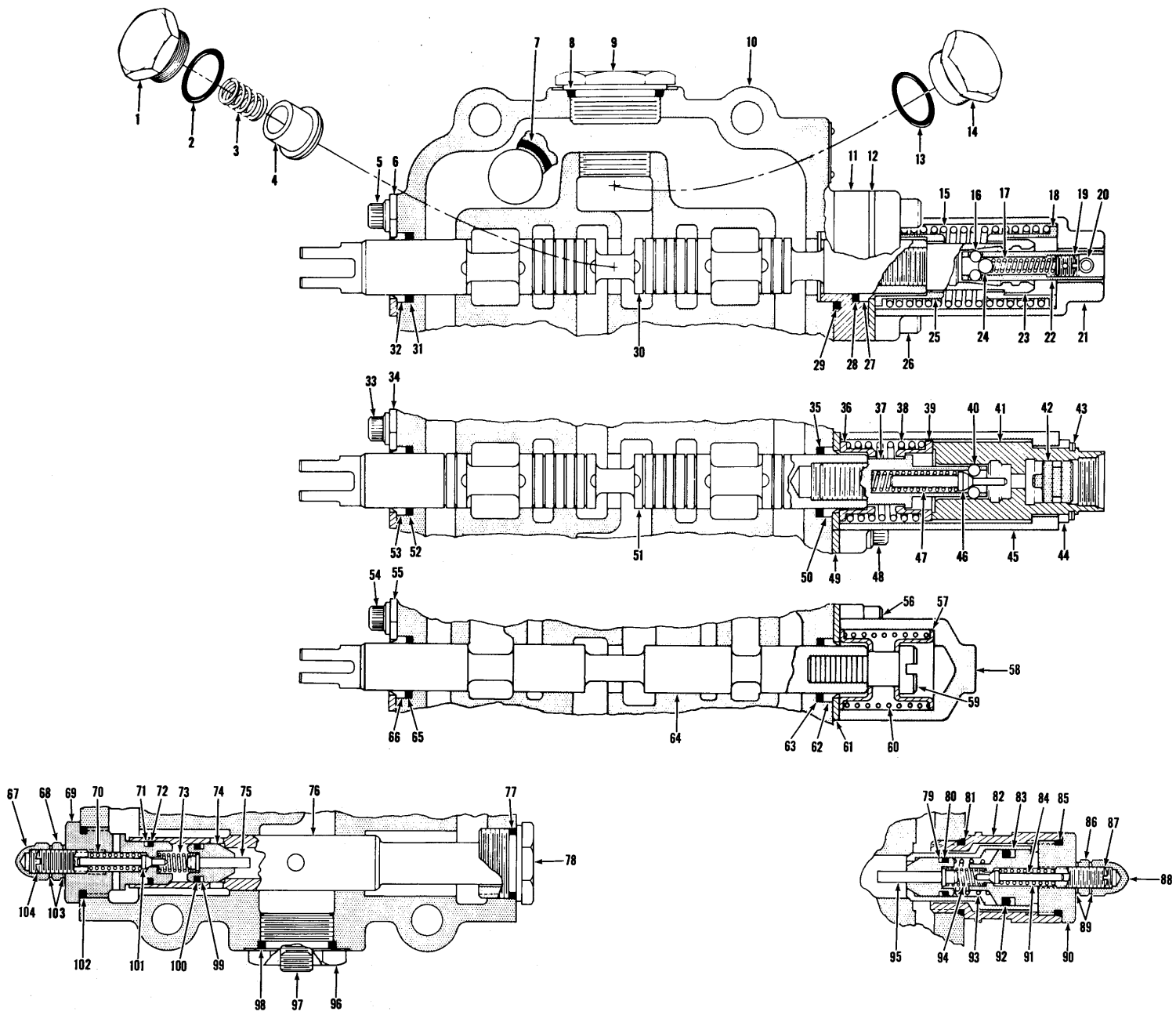
⁶See Cab Assembly

Turn Signal Installation



No.	Part No.	Qty.	Description
1	1-----	—	Steering wheel
2	3900535	1	Turn sig switch assy
3	3901404	1	Wire
4	21E-12	1	Lockwasher
5	12D-12	1	Nut
6	1-----	—	Headlight assy
7	2510930	2	Bracket
8	3950971	2	Turn signal lamp
8A	3901363	4	Lens
8B	3901362	2	Bulb
9	§3-----	2	Lockwasher
10	§3-----	2	Nut
11	23C-716	2	Bolt
12	4E-07	2	Lockwasher
13	3901404	1	Wire
14	3901405	1	Wire
15	3901406	1	Wire
16	3981052	1	Fuse
17	3901455	1	Flasher
18	85G-1212	1	Screw

1See Index
 2Inc. 8A→10
 3See 8
 4Inc. 16
 5 Amp.



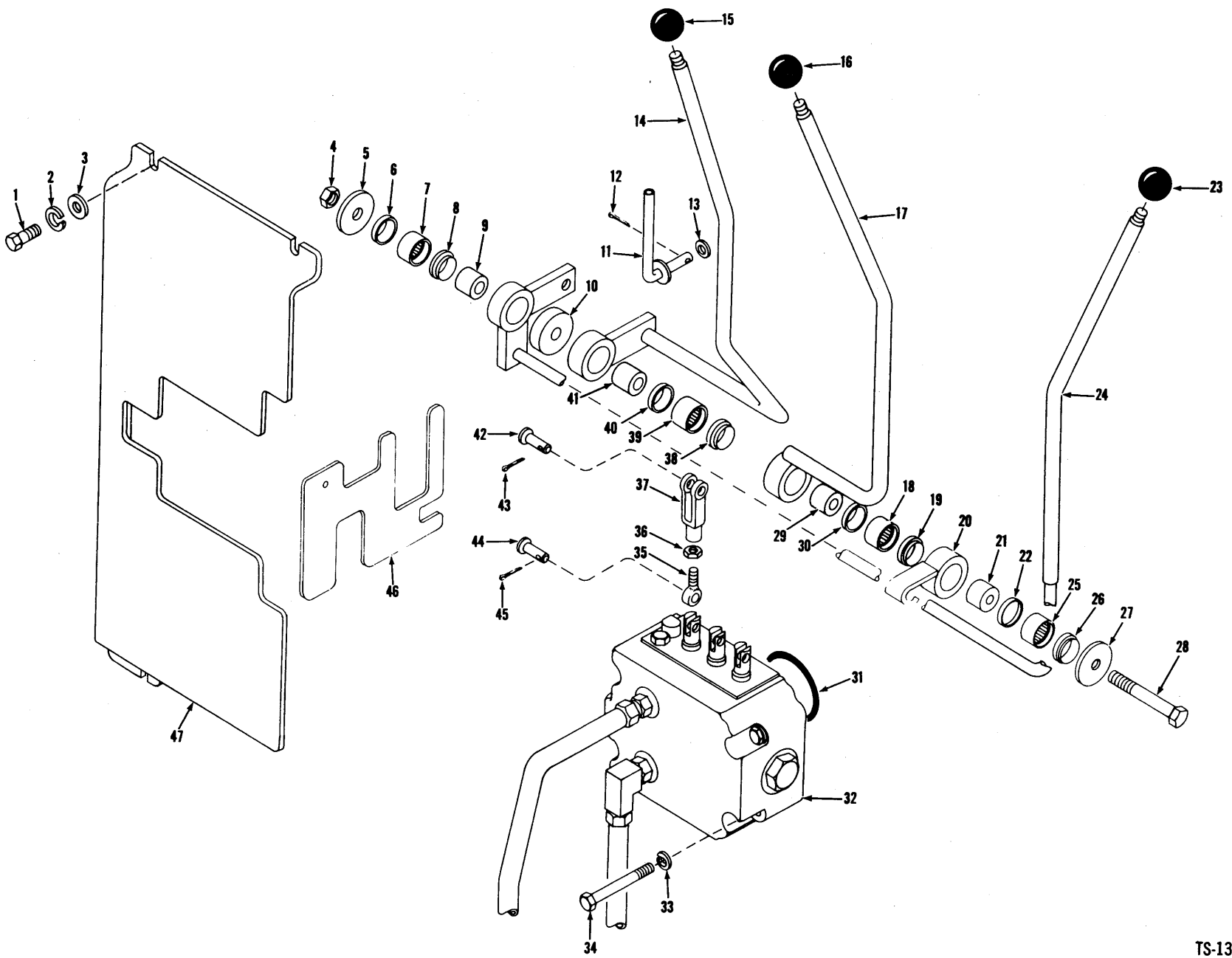
Valve Assembly, Main (Three Spool)

No.	Part No.	Qty.	Description
A	3916077	1	Valve assy main
1	5208957	3	Plug
2	58K-214	3	O-ring
3	947045	3	Spring
4	947046	3	Poppet
5	71G-610	3	Screw
6	947044	2	Plate
7	25K-40108	1	O-ring
8	949948	1	O-ring
9	949945	1	Plug
10	§ ² -----	—	Housing
11	949952	1	Spacer
12	947044	2	Plate
13	91F-10	1	O-ring
14	949947	1	Plug
15	949873	1	Spring
16	877420	3	Ball
17	949874	1	Spring
18	949871	1	Seat
19	949984	1	Set screw
20	5201521	1	Pin
21	949872	1	Cover
22	949883	1	Pin
23	949875	1	Sleeve
24	949946	1	Ball
25	949871	1	Seat
26	11G-628	1	Screw
27	947048	1	Wiper
28	58K-214	1	O-ring
29	25K-40108	1	O-ring
30	§ ² -----	—	Plunger
31	58K-214	1	O-ring
32	947048	1	Wiper
33	71G-610	3	Screw
34	947044	2	Plate
35	58K-214	1	O-ring
36	947098	2	Seat
37	949881	1	Pin
38	949882	1	Spring
39	947098	2	Seat
40	877420	3	Ball
41	949880	1	Sleeve
42	949963	1	Piston
42A	†76K-113	1	O-ring
43	949950	1	Ring snap
44	949949	1	Spacer
45	949877	1	Cover
46	949878	1	Cam
47	949879	1	Spring
48	71G-616	2	Screw
49	947044	2	Plate
50	947048	2	Wiper
51	§ ² -----	—	Plunger

No.	Part No.	Qty.	Description
52	58K-214	1	O-ring
53	947048	1	Wiper
54	71G-616	2	Screw
55	947044	2	Plate
56	11G-628	1	Bolt
57	947098	1	Seat
58	947100	1	Cap
59	5208953	1	Bolt
60	949991	1	Spring
61	947098	1	Seat
62	947048	1	Wiper
63	58K-214	1	O-ring
64	§ ² -----	—	Plunger
65	58K-214	1	O-ring
66	947048	1	Wiper
67	47D-06	1	Nut
68	8D-06	1	Nut
69	949892	1	Plug
70	948825	1	Spring
71	948849	1	Ring back-up
72	76K-113	1	O-ring
73	948129	1	Spring
74	§-----	—	Seat relief
75	949893	1	Piston
76	§ ² -----	—	Sleeve
77	58K-214	1	O-ring
78	5206975	1	Plug
79	949954	1	Ring back-up
80	949953	1	O-ring
81	91F-10	1	O-ring
82	949886	1	Housing
83	949956	1	O-ring
84	949891	1	Poppet
85	91F-10	1	O-ring
86	8D-06	1	Nut
87	948044	1	Adjusting screw
88	47D-06	1	Nut
89	948043	2	Washer
90	949890	1	Cap
91	948825	1	Spring
92	949955	1	O-ring
93	949889	1	Spring
94	949887	1	Spring
95	949888	1	Piston
96	949944	1	Plug
97	16F-04	1	Plug
98	91F-10	1	O-ring
99	949954	1	Ring back-up
100	949953	1	O-ring
101	949891	1	Poppet
102	76K-214	1	O-ring
103	948043	2	Washer
104	948044	1	Adjusting screw

†Inc. 1 → 104

‡See A



Z40-1

(3F13)

PM 3016
Printed in U.S.A.

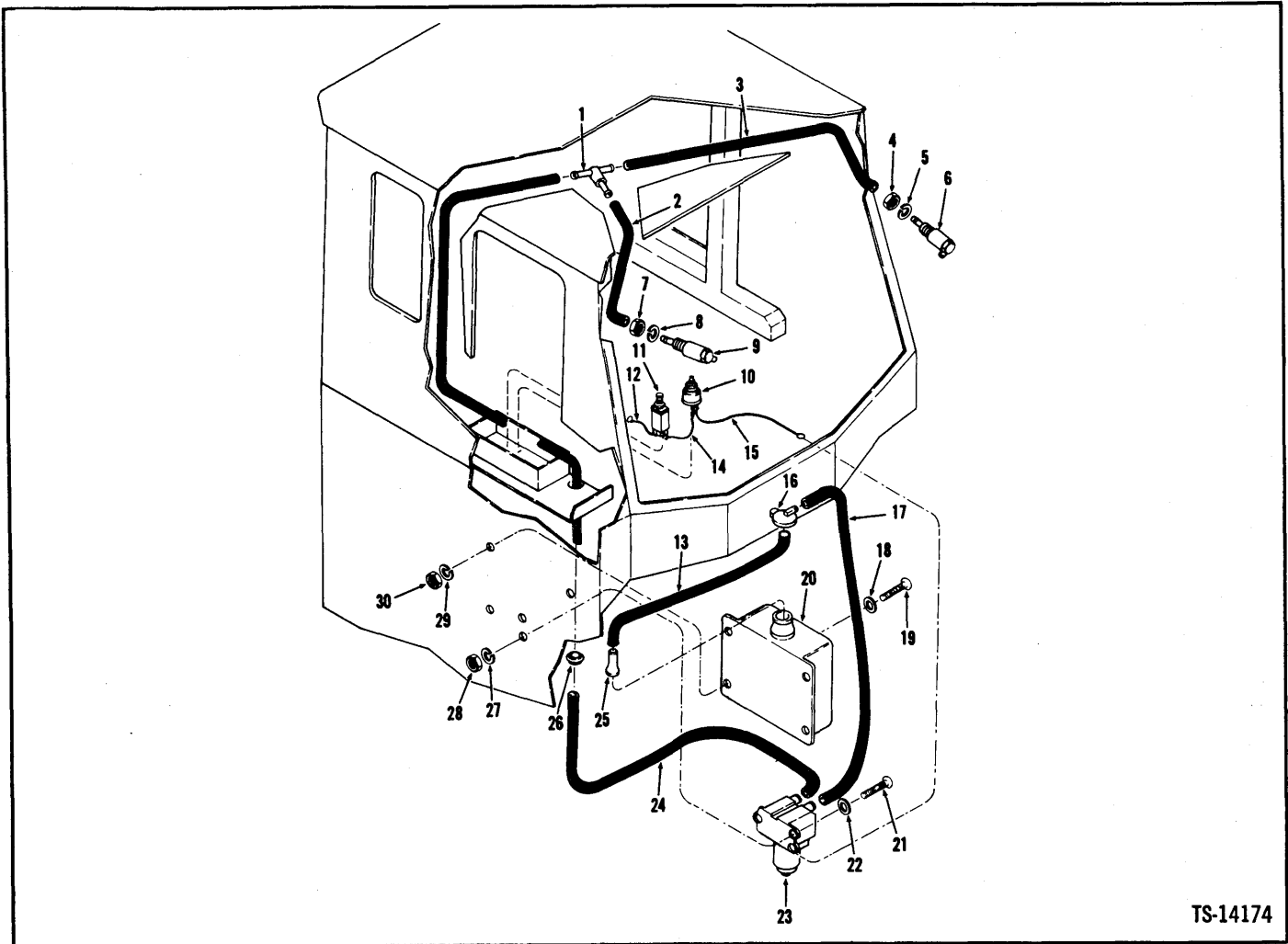
TS-13274

Valve Control Levers & Linkage (Three Spool)

MICHIGAN

No.	Part No.	Qty.	Description
1	23C-612	6	Bolt
2	4E-06	6	Lockwasher
3	25E-17	6	Washer
4	18D-08	1	Nut
5	3978070	1	Washer
6	1522535	1	Seal
7	675227	1	Bearing
8	1522535	1	Seal
9	1503251	1	Sleeve
10	3978061	1	Spacer
11	3978050	1	Lever
12	1F-516	1	Pin cotter
13	25E-21	1	Washer
14	2518811	1	Lever
15	509772	1	Knob
16	509772	1	Knob
17	2518809	1	Lever
18	675227	1	Bearing
19	1522535	1	Seal
20	2503660	1	Boss assy
21	1503251	1	Sleeve
22	1522535	1	Seal
23	509772	1	Knob
24	2518810	1	Lever
25	675227	1	Bearing
26	1522535	1	Seal
27	2503698	1	Washer
28	24C-8128	1	Bolt
29	1503251	1	Sleeve
30	1522535	1	Seal
31	25K-40108	1	O-ring
32	3916077	1	Valve assy main
33	4E-08	3	Lockwasher
34	24C-856	3	Bolt
35	2500416	1	Rod end
36	8D-06	1	Nut
37	2J-6208	1	Clevis
38	1522535	1	Seal
39	675227	1	Bearing
40	1522535	1	Seal
41	1503251	1	Sleeve
42	4F-06106	1	Pin
43	1F-310	1	Pin cotter
44	4F-06106	1	Pin
45	1F-310	1	Pin cotter
46	2503829	1	Cover
47	2506811	1	Cover

See Index



TS-14174

No.	Part No.	Qty.	Description
A	2512203	1	Windshield washer kit
1	949793	1	Tee
2	949791	1	Hose
3	949791	1	Hose
4	64D-06	1	Nut
5	4E-06	1	Lockwasher
6	949762	1	Nozzle
7	64D-06	1	Nut
8	4E-06	1	Lockwasher
9	949762	1	Nozzle
10	2512840	1	Switch
11	949743	1	Circuit breaker
12	2511788	1	Wire
13	949747	1	Hose
14	2501548	1	Wire
15	2511787	1	Wire

No.	Part No.	Qty.	Description
16	949745	1	Cap
17	949792	1	Hose
18	25E-10	4	Washer
19	85G-1010	4	Screw
20	960565	1	Washer tank
21	85G-1010	3	Screw
22	25E-10	3	Washer
23	2511789	1	Pump assembly
24	949747	1	Hose
25	949746	1	Filter
26	742876	1	Grommet
27	17E-10	3	Lockwasher
28	12D-10	3	Nut
29	17E-10	3	Lockwasher
30	12D-10	3	Nut

¹Inc. 1 → 30
²ft. (0,61 m)
⁴ft. (1,22 m)
³Amp.
¹ft. (0,31 m)
⁷Inc. 13, 16, 25
⁸Ft. (2,44 m)

(

(

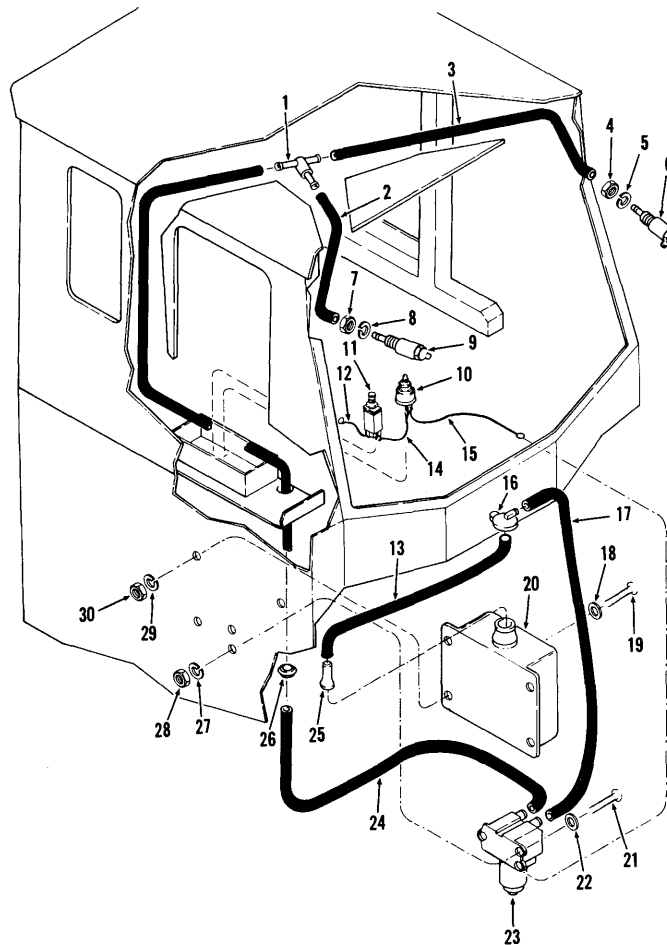
(

(

(

(

(

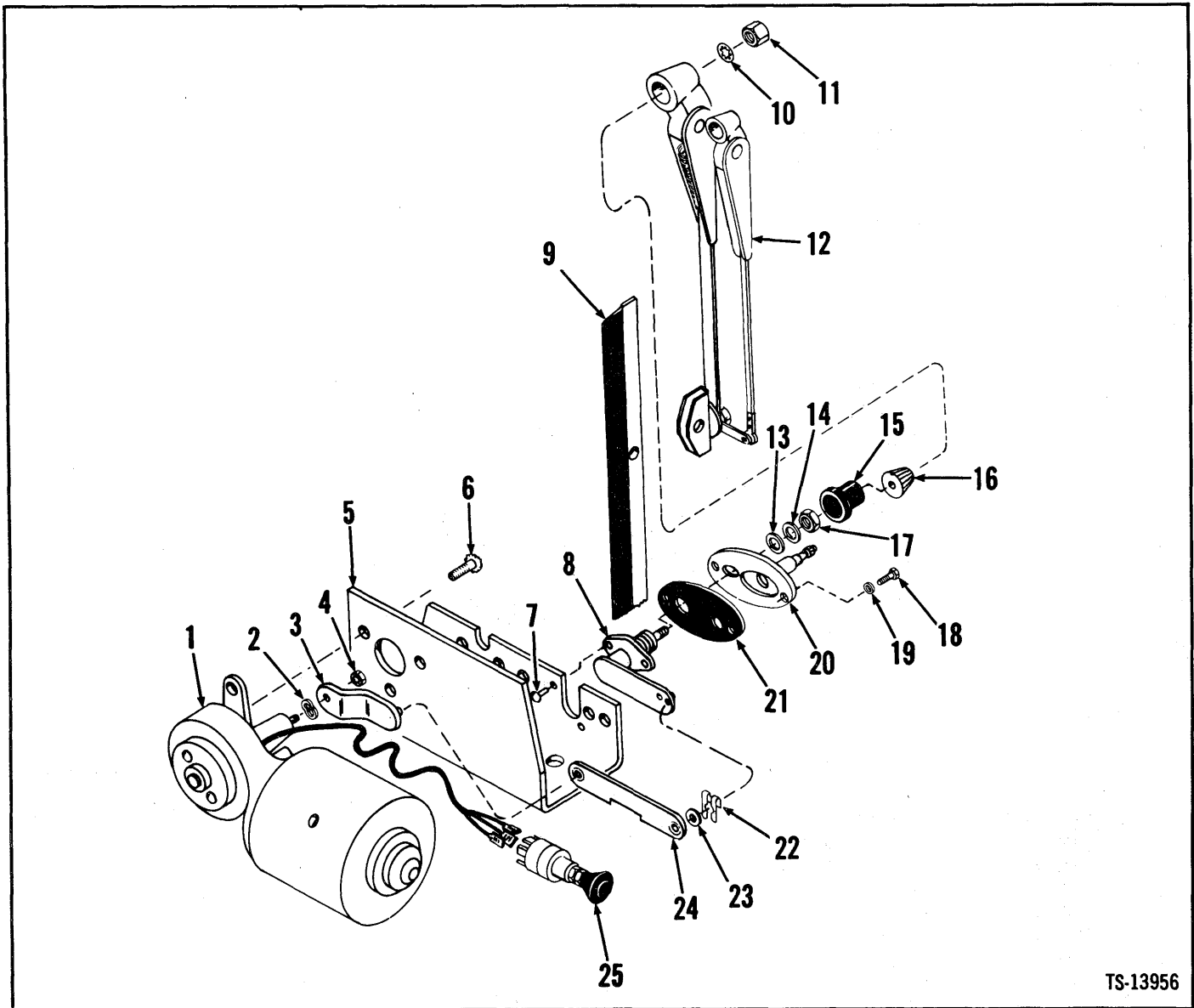


TS-14174

No.	Part No.	Qty.	Description	No.	Part No.	Qty.	Description
A	² 2521055	1	Windshield washer kit	16	949745	1	Cap
1	949793	1	Tee	17	³ 949747	1	Hose
2	³ 949791	1	Hose	18	25E-10	4	Washer
3	⁴ 949791	1	Hose	19	85G-1010	4	Screw
4	64D-06	1	Nut	20	⁷ 960565	1	Washer tank
5	4E-06	1	Lockwasher	21	85G-1010	2	Screw
6	949762	1	Nozzle	22	25E-10	2	Washer
7	64D-06	1	Nut	23	2517272	1	Pump assembly
8	4E-06	1	Lockwasher	23A	[†] 558960	1	Wire
9	949762	1	Nozzle	24	⁸ 949747	1	Hose
10	2512840	1	Switch	25	949746	1	Filter
11	⁹ 949743	1	Circuit breaker	26	742876	1	Grommet
12	2511788	1	Wire	27	12E-10	2	Lockwasher
13	⁹ 949747	1	Hose	28	12D-10	2	Nut
14	2501548	1	Wire	29	12E-10	2	Lockwasher
15	2511787	1	Wire	30	12D-10	2	Nut

²Inc. 1 → 30
³2 ft. (0,61 m)
⁴4 ft. (1,22 m)
⁵3 Amp.
⁶1 ft. (0,31 m)
⁷Inc. 13, 16, 25
⁸8 Ft. (2,44 m)

Windshield Wiper – Front



TS-13956

No.	Part No.	Qty.	Description
A	² 2512578	1	Wndshld wpr motor kit
1	960096	1	Motor
2	993183	1	Washer
3	992891	1	Drive arm
4	949144	1	Nut
5	992892	1	Bracket
6	992896	3	Screw
7	949143	2	Screw
8	³ 994569	1	Shaft assy
9	949786	1	Wndshld wpr blade
10	9E-05	1	Lockwasher
11	522028	1	Nut
12	⁶ 2510280	1	Wndshld wiper arm

No.	Part No.	Qty.	Description
13	949180	1	Washer
14	949181	1	Washer
15	949183	1	Cap
16	949184	1	Driver
17	949182	1	Nut
18	24C-428	2	Bolt
19	25E-13	2	Washer
20	⁴ 560164	1	Adapter kit
21	S ⁵ -----	1	Gasket
22	890374	2	Clip
23	890375	2	Washer
24	890373	1	Link
25	2501082	1	Switch

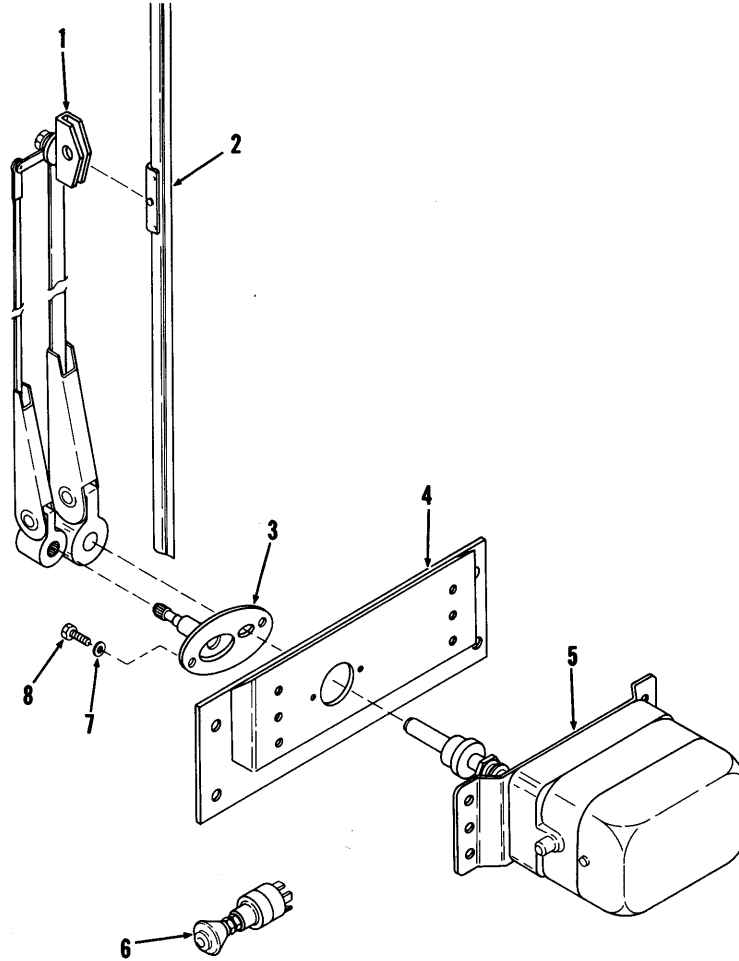
²Incl. 2, 3, 4 → 7, 22 → 24

³Incl. 10, 11, 13 → 17

⁴Incl. 21

⁵See 20

⁶For adjustment see SG-728.



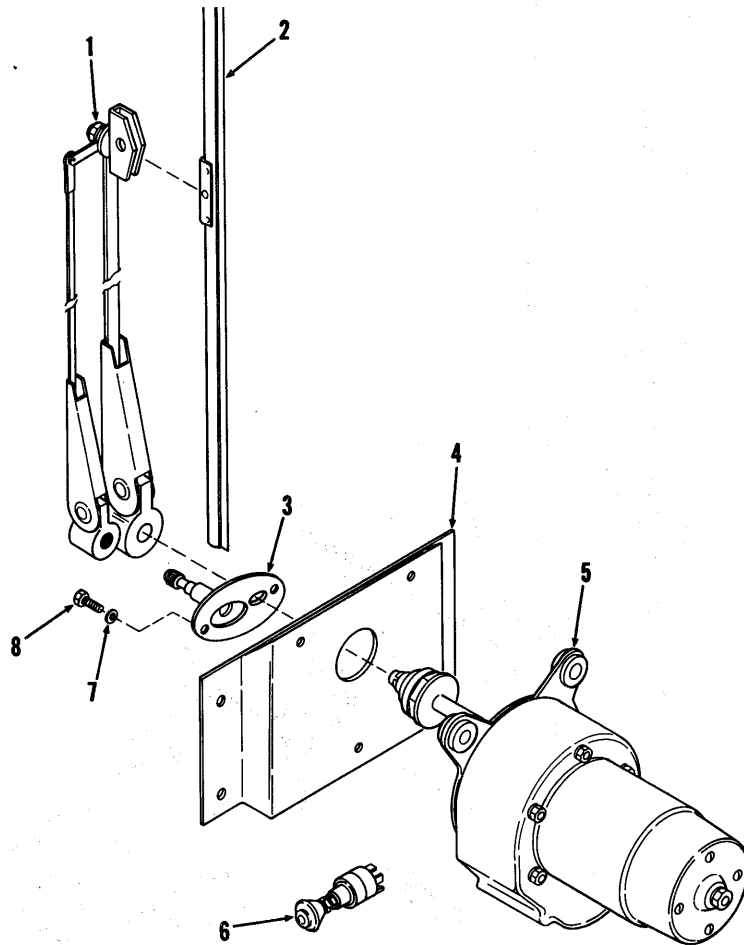
TS-20149

No.	Part No.	Qty.	Description
1	² 3909802	1	Wndshld wiper arm
2	3909801	1	Wndshld wpr blade
3	560164	1	Adapter kit
4	3909783	1	Bracket
5	3909800	1	Motor
6	2501082	1	Switch
7	25E-13	2	Washer
8	18C-428	2	Bolt
9	3902815	1	Bracket Buzzer
10	†3908781	1	Wire

²For adjustment see SG-728.

Windshield Wiper - Front

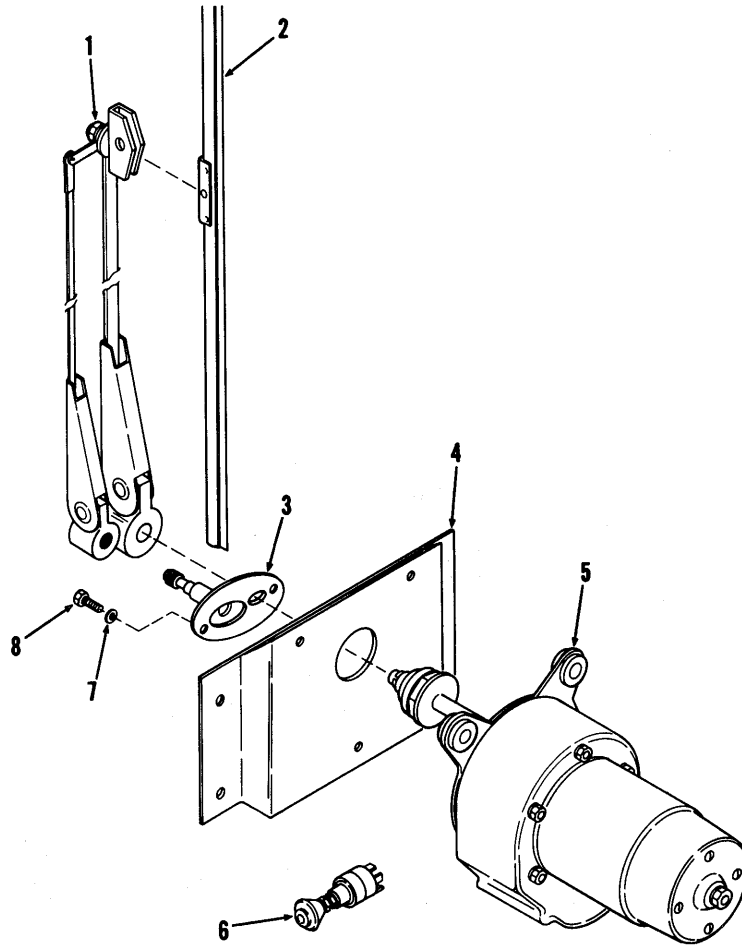
CLARK



TS-20154

No.	Part No.	Qty.	Description
1	² 3918151	1	Wndshld wiper arm
2	3918152	1	Wndshld wpr blade
3	560164	1	Adapter kit
4	3902812	1	Bracket
5	3918150	1	Motor
6	2501082	1	Switch
7	25E-13	2	Washer
8	18C-428	2	Bolt
9	†3902815	1	Bracket buzzer
10	†3908781	1	Wire

²For adjustment see SG-728.



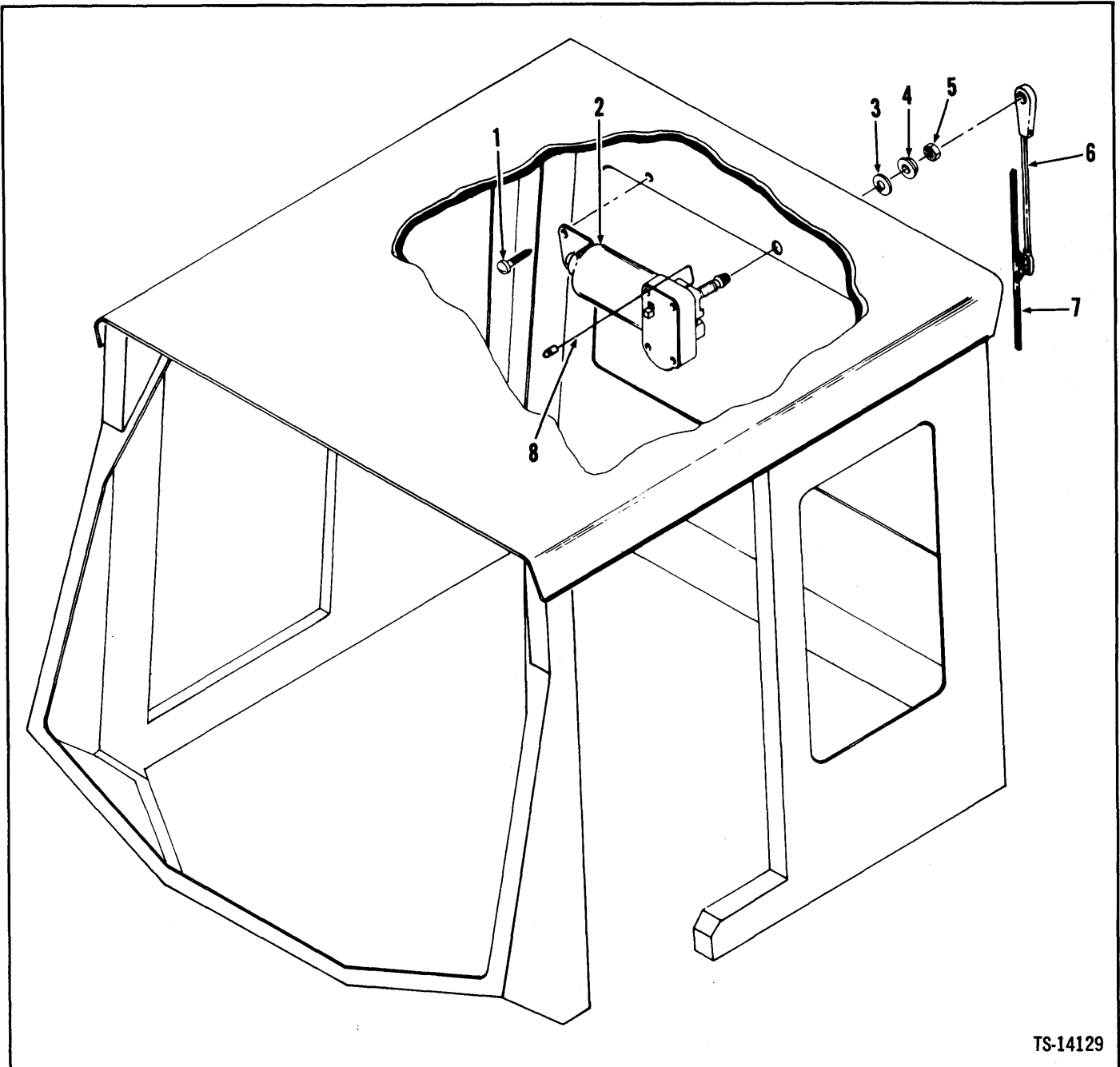
TS-20154

No.	Part No.	Qty.	Description
A	3588143	1	Wiper rework kit
1	³ 2510280	1	Wndshld wiper arm
2	949786	1	Wndshld wpr blade
3	560164	1	Adapter kit
4	3902812	1	Bracket
4A	†18C-428	1	Bolt
4B	†18D-4	1	Nut
5	3918150	1	Motor
5A	3588147	1	Spacer
6	2501082	1	Switch
7	25E-13	2	Washer
8	18C-428	2	Bolt
9	†3588145	1	Bracket Buzzer
10	†3588146	1	Wire ground
10A	†602297	1	Terminal
11	†3588180	1	Wire

²Incl. 1 → 6

³For adjustment see SG-728.





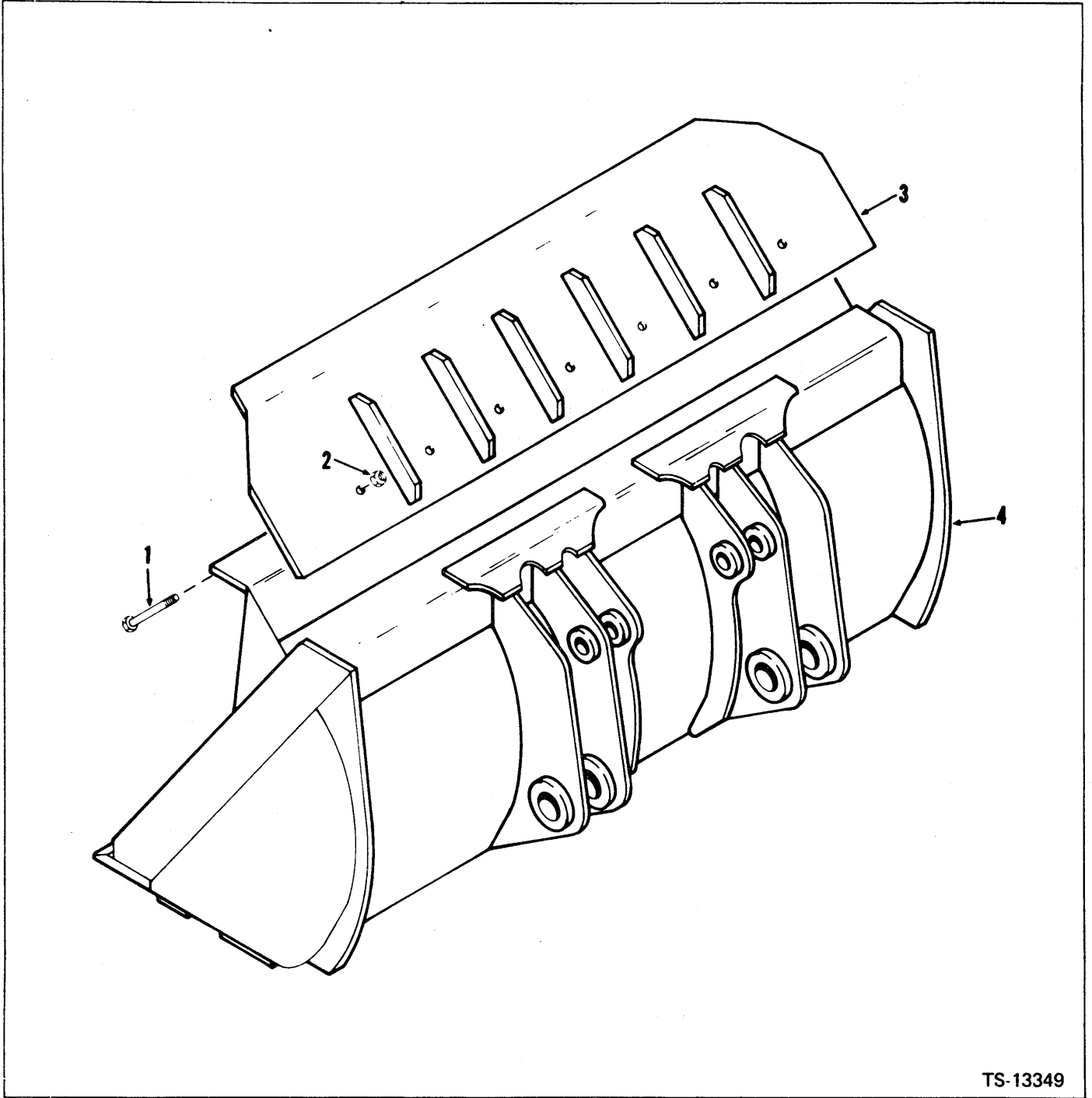
TS-14129

No.	Part No.	Qty.	Description
A	2510954	1	Wndshld wpr kit R
1	186-1008	1	Screw
2	2336780	1	Wiper motor
3	892010	1	Gasket
4	892011	1	Spacer
5	892012	1	Nut
6	4892052	1	Wndshld wpr arm R
7	507049	1	Wndshld wpr blade R
8	2510951	1	Wire

²Inc. 1 → 8

³Inc. 3, 4, 5

⁴For adjustment see SG-728.



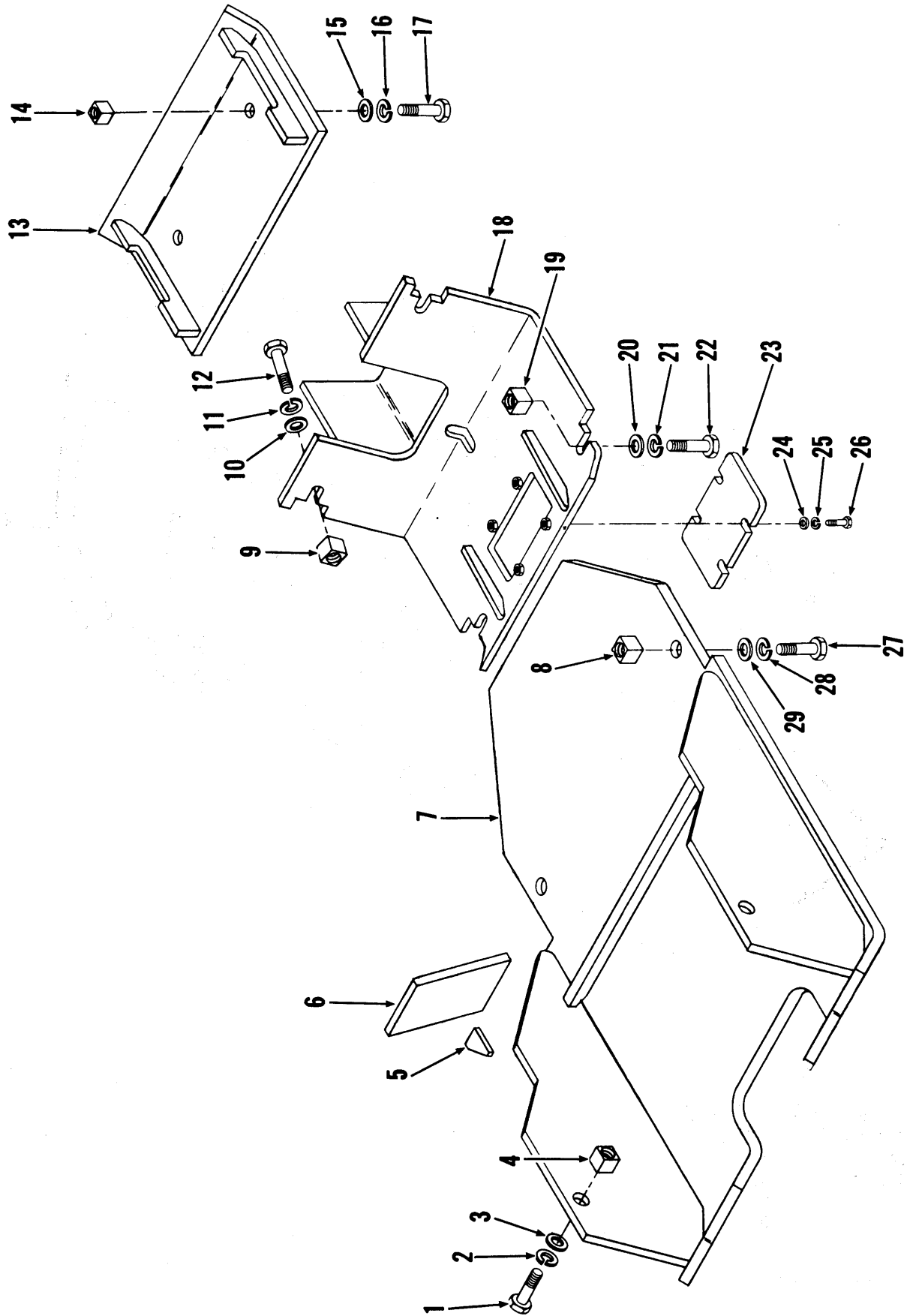
TS-13349

No.	Part No.	Qty.	Description
A	² 3978312	1	Spill guard kit
1	24C-824	7	Bolt
2	18D-08	7	Nut
3	*3978316	1	Spill guard assy
4	1-----	1	Bucket

¹See Index

²inc. 1 → 3

*For 1-750 cu. yd. (1-4 M³) 1-504 cu. yd. (1-2 M³)



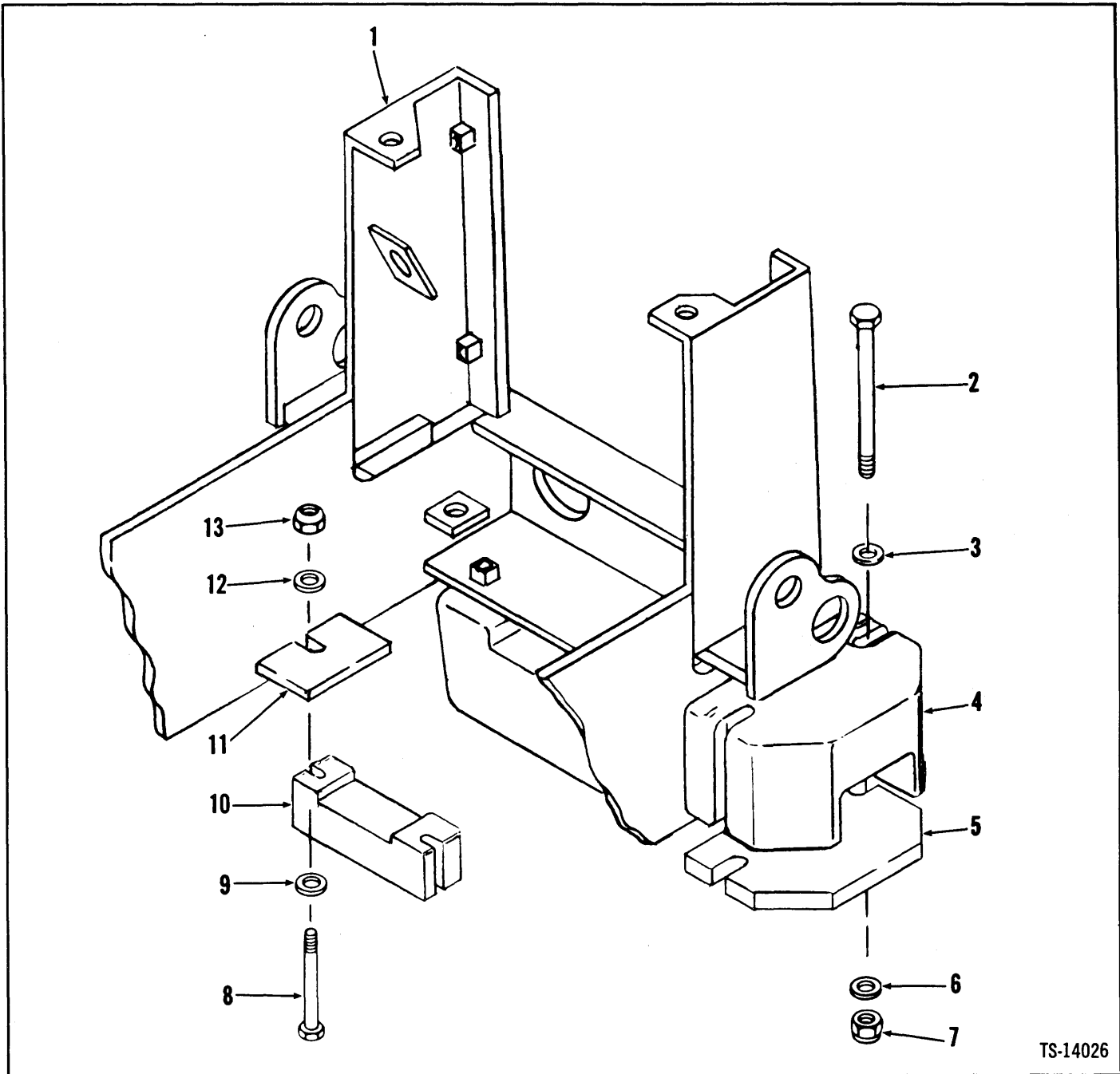
Belly Guards – Front & Rear*

MICHIGAN

No.	Part No.	Qty.	Description
1	24C-1228	2	Bolt
2	4E-12	2	Lockwasher
3	25E-27	2	Washer
4	³ 566068	2	Tapped block
5	³ 642064	2	Gusset
6	³ 1656823	2	Rectangular flat
7	2503763	1	Belly guard assy F
8	³ 566068	2	Tapped block
9	³ 566068	2	Tapped block
10	25E-18	2	Washer
11	4E-12	2	Lockwasher
12	24C-1232	2	Bolt
13	2503934	1	Belly guard assy R
14	³ 1532712	2	Tapped block
15	25E-28	2	Washer
16	4E-12	2	Lockwasher
17	24C-1232	2	Bolt
18	2503936	1	Belly guard assy C
19	³ 730231	2	Tapped block
20	25E-18	2	Washer
21	4E-12	2	Lockwasher
22	24C-1232	2	Bolt
23	2503929	1	Plate
24	25E-18	4	Washer
25	4E-06	4	Lockwasher
26	23C-624	4	Bolt
27	24C-1228	2	Bolt
28	4E-12	2	Lockwasher
29	25E-27	2	Washer

*Standard for Ranger & Optional for Michigan Log Loader

³Welded to Frame



TS-14026

No.	Part No.	Qty.	Description
1	² _____	—	Frame
2	24C-12160	4	Bolt
3	25E-18	4	Washer
4	³ 2501156	2	Counterweight
5	2501057	2	Plate
6	25E-18	4	Washer
7	18D-12	4	Nut

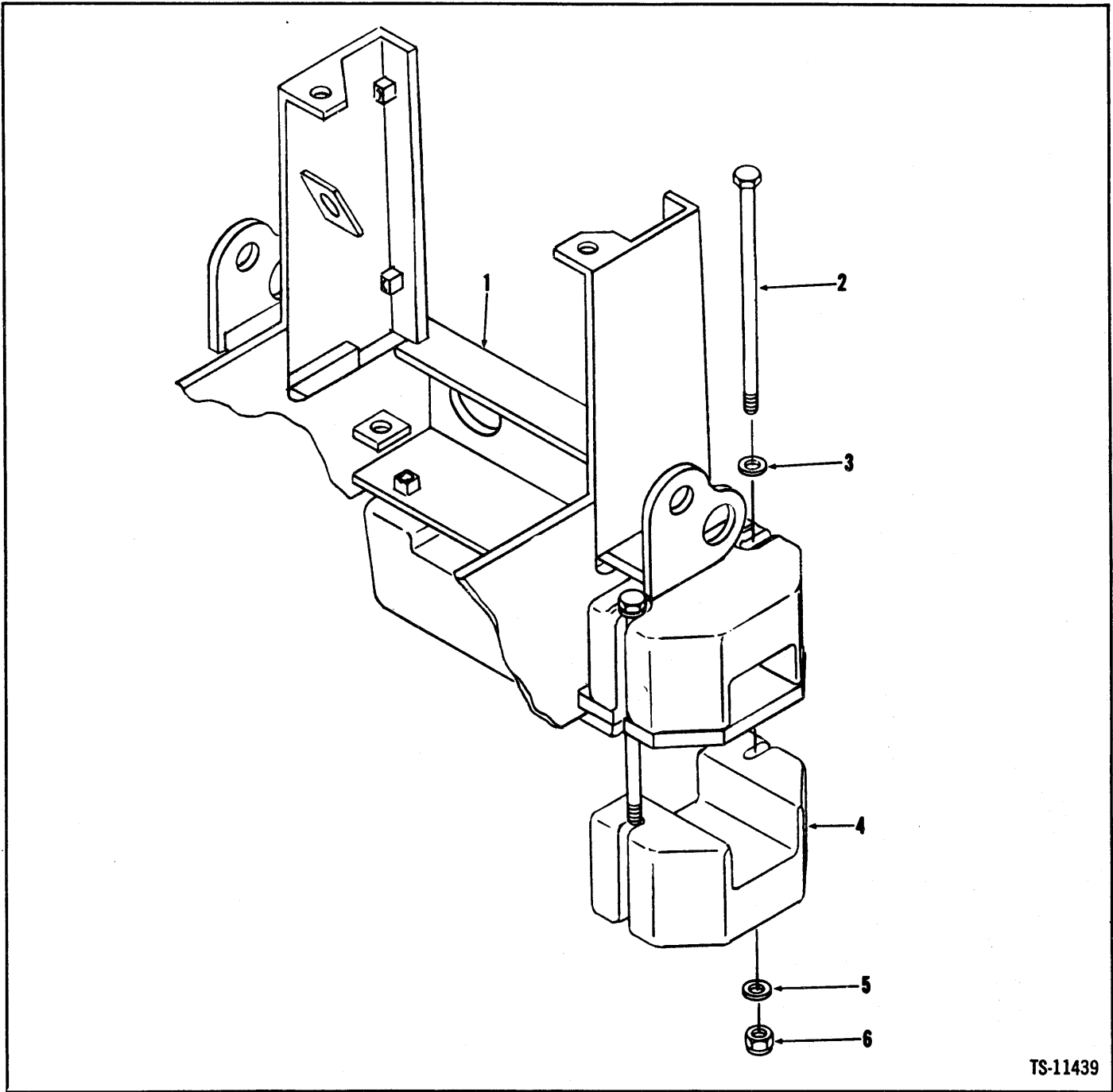
No.	Part No.	Qty.	Description
8	24C-12136	2	Bolt
9	25E-27	2	Washer
10	⁴ 3981138	1	Counterweight
11	2510850	2	Plate
12	25E-27	2	Washer
13	68D-12	2	Nut

*Standard — 990 lbs. (450 kg) Inc. 2 → 13. For Michigan & Ranger Log Loader.

²See Index

³230 lbs. each (105 kg)

⁴440 lbs. (200 kg)



TS-11439

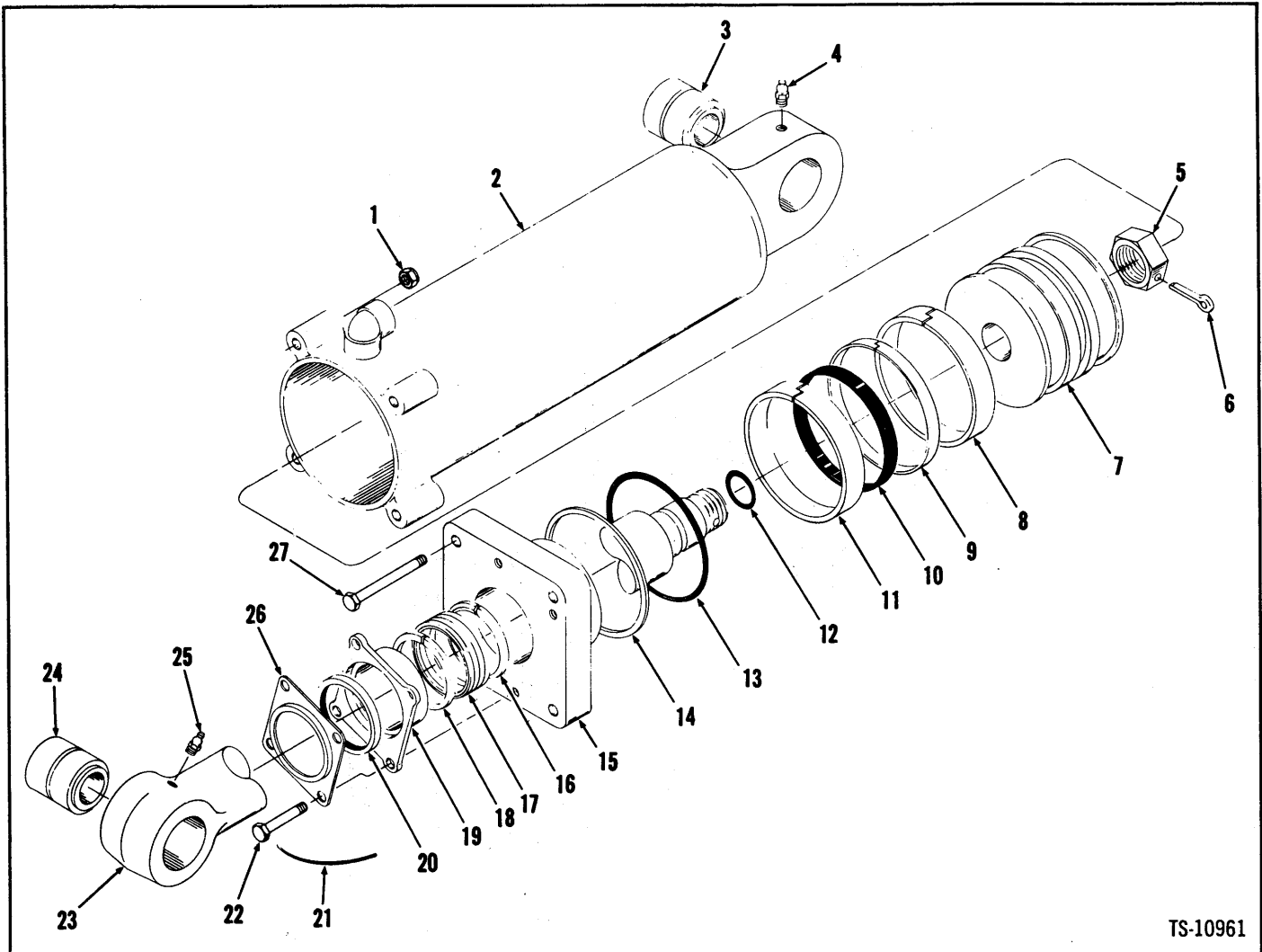
No.	Part No.	Qty.	Description
1	2-----	—	Frame
2	643675	4	Bolt
3	25E-28	4	Washer
4	³ 42501156	2	Counterweight
5	25E-28	4	Washer
6	18D-12	4	Nut

*Optional — 460 lbs. (209 kg). For Michigan & Ranger Log Loader.

²See Index

³230 lbs. each (105 kg)

⁴Optional in lieu of Hydro-inflation



TS-10961

No.	Part No.	Qty.	Description
A	2, ³ 1539308	2	Cylinder assembly
B ^{10,11}	2516071	1	Kit
1	68D-07	4	Nut
2	⁴ 537205	1	Cylinder bucket
3	538604	1	Bushing
4	10H-35	1	Fitting grease
5	1514638	1	Nut
6	1F-640	1	Pin cotter
7	1503639	1	Piston
8	§ ¹² -----	1	Ring
9	¹² -----	1	Ring
10	¹² -----	1	Ring
11	¹² -----	1	Ring
12	¹² -----	1	O-ring
13	§ ¹² -----	1	O-ring

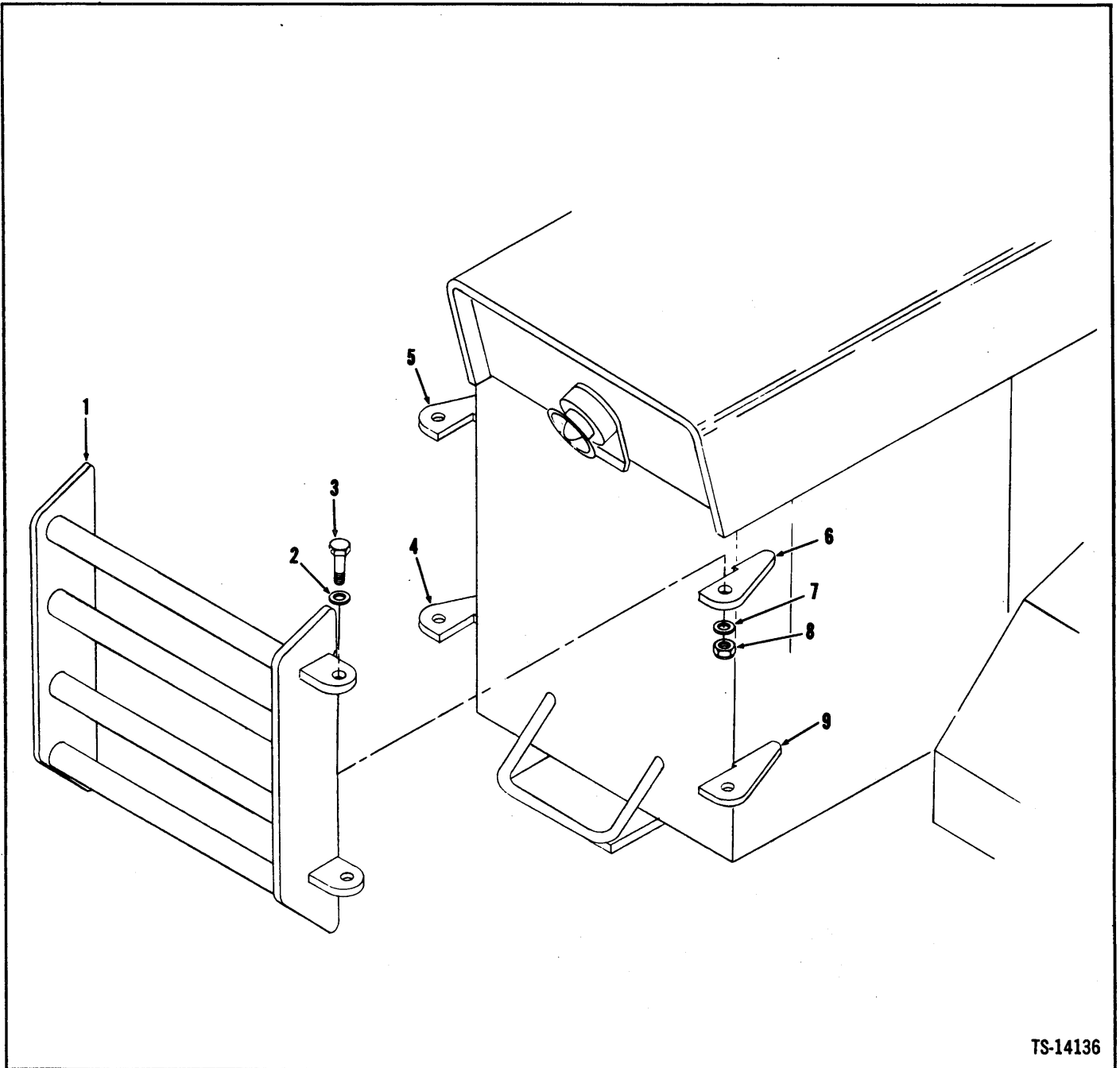
No.	Part No.	Qty.	Description
14	§ ¹² -----	1	Ring back-up
15	⁵ 945112	1	Cap
16	§ ⁶ -----	2	Adapter
17	⁷ 2501106	1	Packing assy
18	§ ⁶ -----	2	Adapter
19	526451	1	Gland
20	941568	1	Seal
21	⁸ -----	2	Lockwire
22	4C-620	4	Bolt
23	⁹ 1539307	1	Rod
24	538604	1	Bushing
25	10H-35	1	Fitting grease
26	512797	1	Retainer
27	24C-752	4	Bolt

²Inc. 1 → 3, 5 → 24, 26, 27
³Quantities listed are for one (1). This machine uses two (2).
⁴Inc. 3
⁵Inc. 13, 14
⁶See 17
⁷Inc. 16, 18
⁸16 gauge x 20 in. (508 mm) long
⁹Inc. 24

¹⁰Inc. 6, 8 → 14, 16 → 18, 20
¹¹For reference see Service Gram S.G.-597
¹²See B

Grille Guard Kit

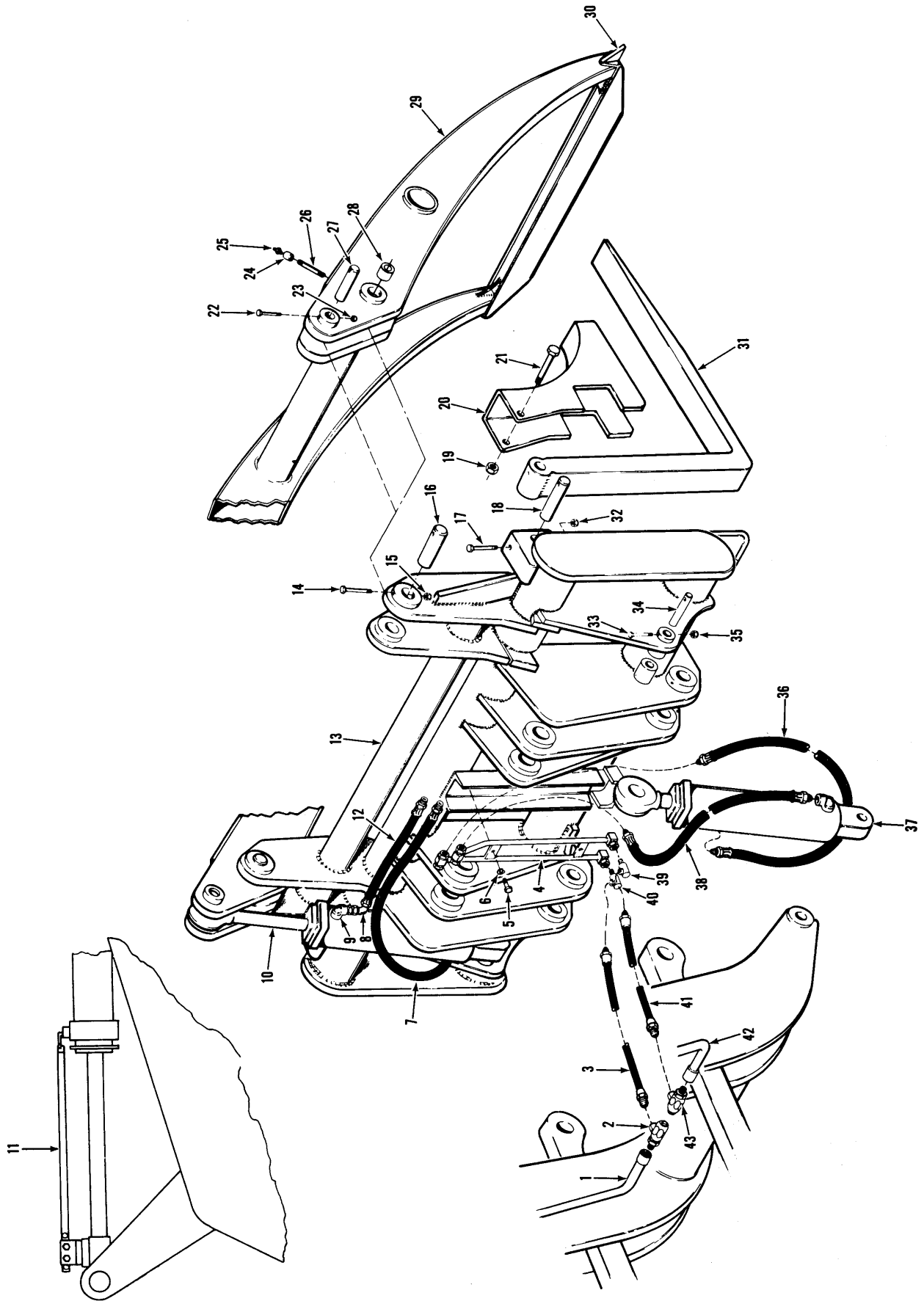
MICHIGAN



TS-14136

No.	Part No.	Qty.	Description
A	2510441	1	Grille guard kit
1	2510337	1	Guard assy
2	25E-27	4	Washer
3	24C-1236	4	Bolt
4	2510335	1	Plate
5	2510335	1	Plate
6	2510335	1	Plate
7	25E-27	4	Washer
8	18D-12	4	Nut
9	2510335	1	Plate

2Inc. 1→9



Log Grapple Attachment

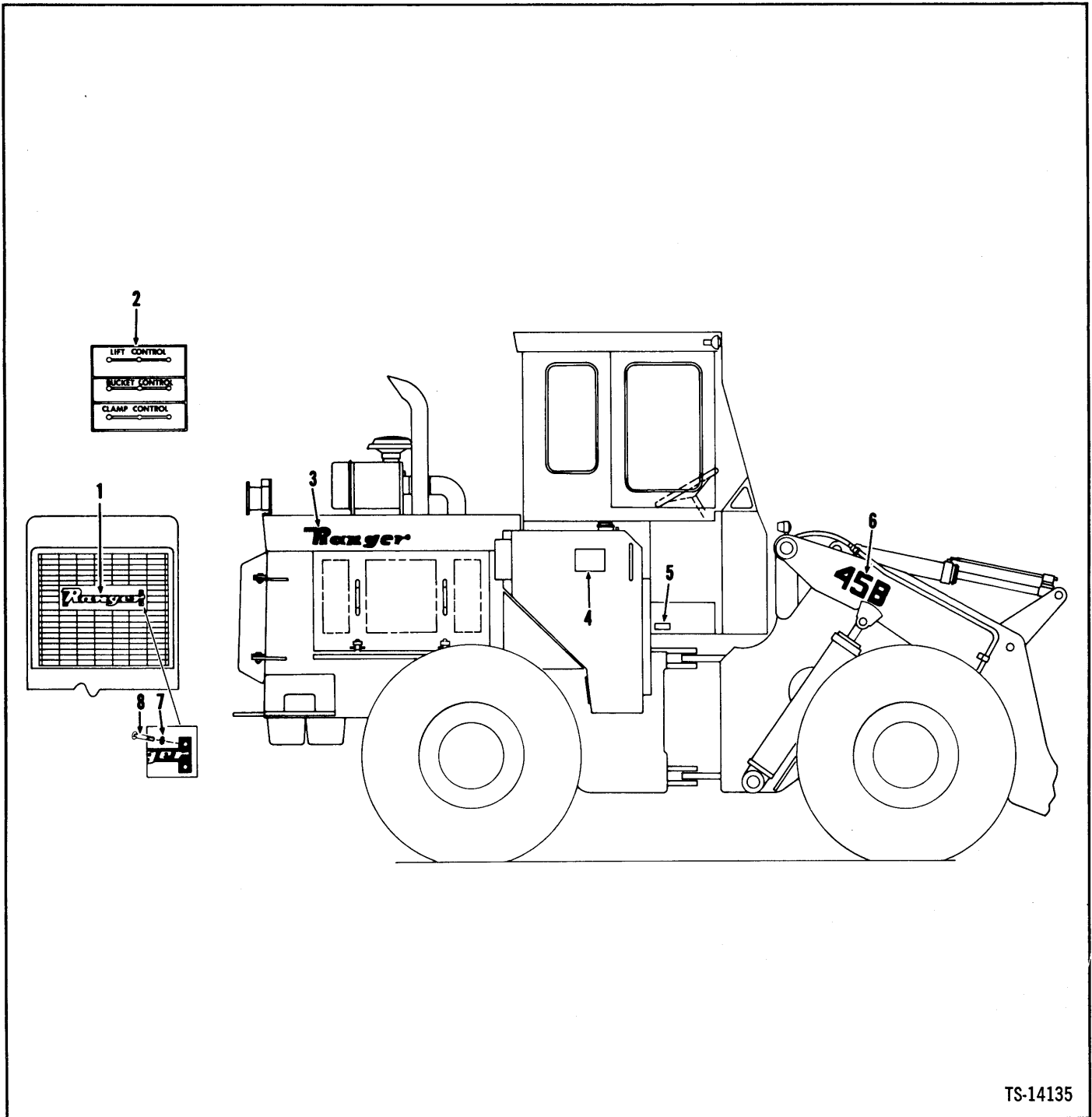
MICHIGAN

No.	Part No.	Qty.	Description
A	² 2502312	1	Log grapple assy
1	2515224	1	Tube LH
2	1509752	1	Swivel joint
3	2503874	1	Hose
4	1545223	1	Tube assy
5	24C-616	2	Bolt
6	4E-06	2	Lockwasher
7	591896	1	Hose
8	11K-6	2	Fitting
9	656598	2	Connector
10	¹ 1539308	1	Cylinder
11	2503738	1	Cam
12	1526135	1	Hose
13	2510028	1	Carrier assy
14	24C-668	2	Bolt
15	18D-06	2	Locknut
16	1523146	2	Pin
17	24C-696	2	Bolt
18	1512883	2	Pin
19	18D-10	2	Locknut
20	2510387	2	Deflector
21	24C-10128	2	Bolt
22	24C-648	2	Bolt
23	18D-06	2	Locknut
24	37K-302	2	Coupling
25	10H-25	2	Fitting grease
26	5K-126	2	Nipple
27	588823	2	Pin
28	1521804	4	Bushing
29	⁴ 1523136	1	Clamp assy
30	657871	2	Gusset
31	538401	2	Fork
32	18D-06	2	Locknut
33	24C-648	2	Bolt
34	1512883	2	Pin
35	18D-06	2	Locknut
36	1526135	1	Hose
37	¹ 1539308	1	Cylinder
38	591896	1	Hose
39	31F-4	1	Adapter
40	31F-4	1	Adapter
41	2503874	1	Hose
42	3978047	1	Tube RH
43	1509752	1	Swivel joint

¹See Index

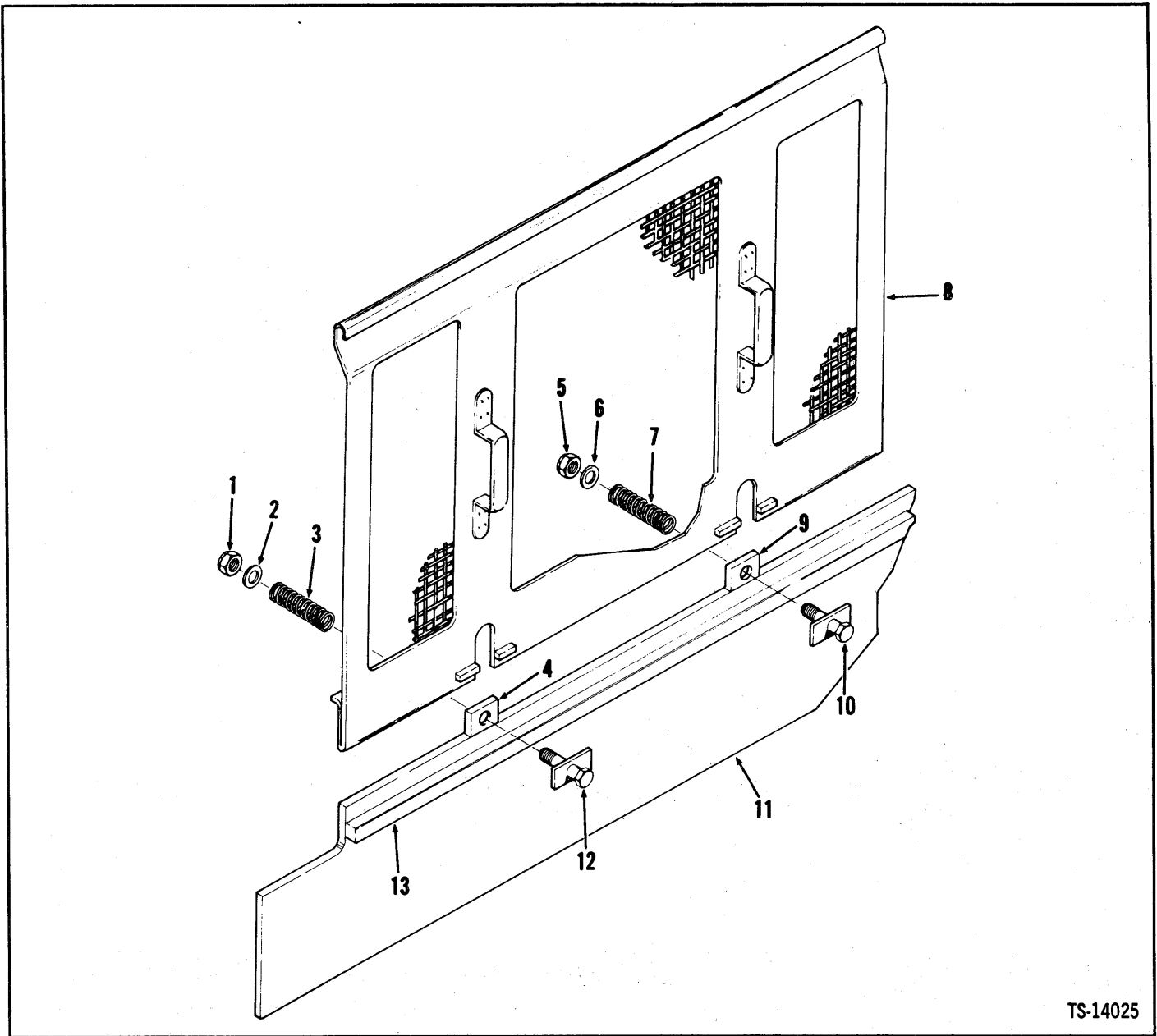
²Inc. 2 → 41, 43

⁴Inc. 28



TS-14135

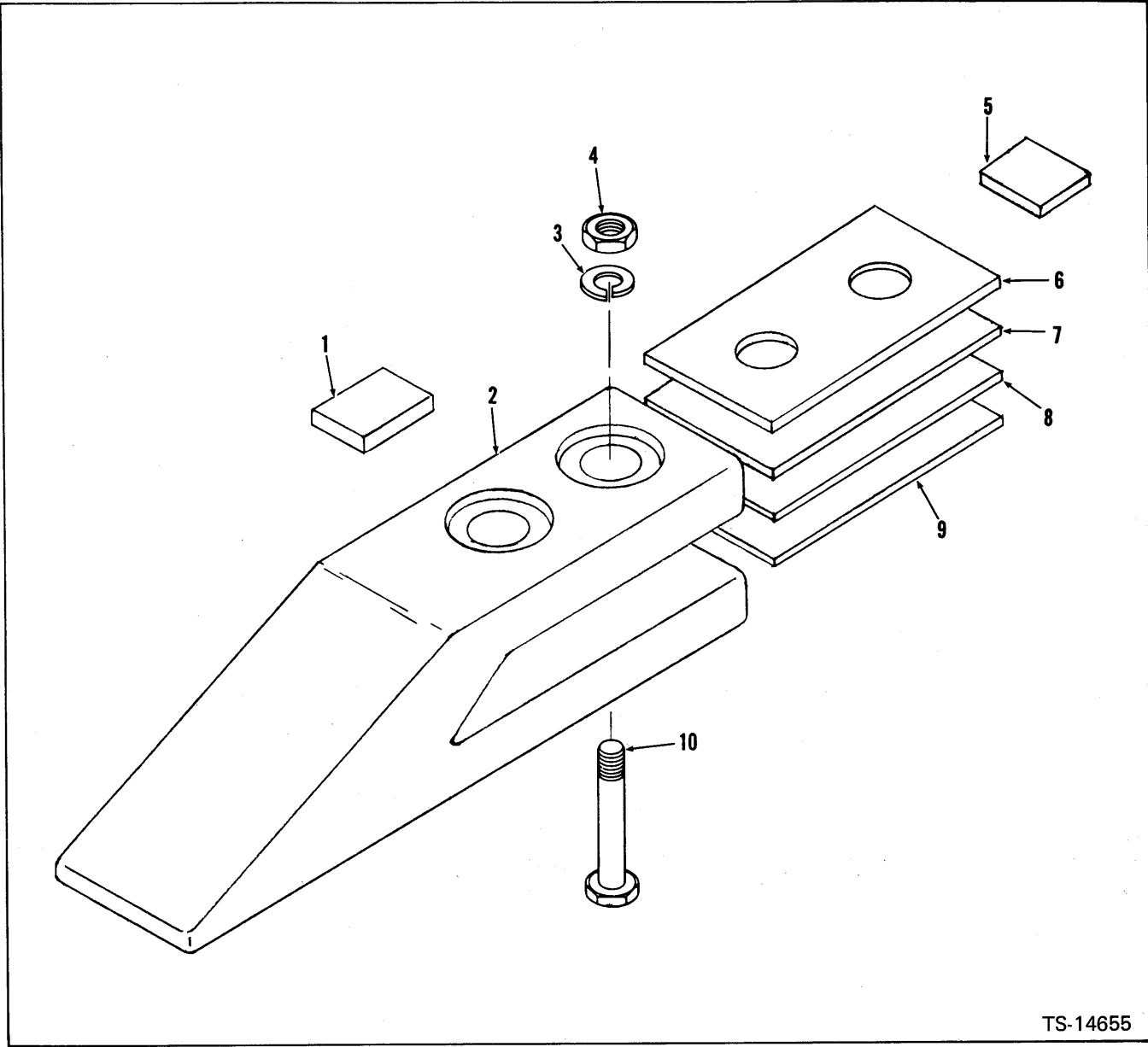
No.	Part No.	Qty.	Description
1	1515944	1	Nameplate
2	1516268	1	Decal valve levers
3	1909493	2	Decal ranger
4	----	—	Omit
5	1516973	1	Plate
6	2502971	2	Decal model
7	20E-04	4	Lockwasher
8	7G-418	4	Screw



TS-14025

No.	Part No.	Qty.	Description
1	18D-06	2	Nut
2	25E-18	2	Washer
3	564584	2	Spring
4	2503303	2	Flat
5	18D-06	2	Nut
6	25E-18	2	Washer
7	564584	2	Spring
8	2510875	2	Side panel
9	2503303	2	Flat
10	1518093	2	Catch assy
11	² _____	—	Frame
12	1518093	2	Catch assy
13	1518091	2	Flat

²See PM Index



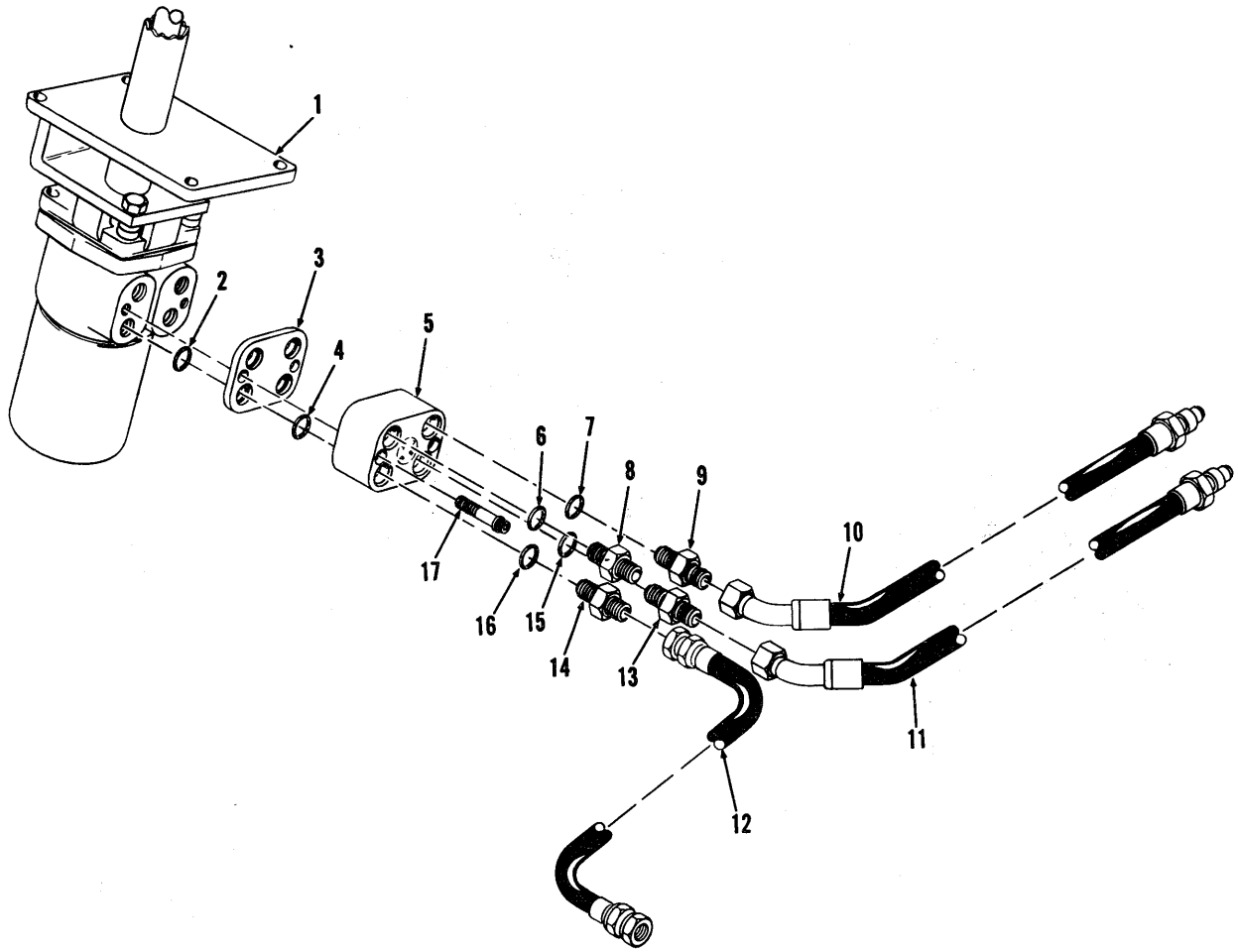
TS-14655

No.	Part No.	Qty.	Description
A	2,3 3983595	1	Bucket tooth kit
1	3989309	14	Stopper
2	3983313	7	Tooth
3	4E-12	14	Lockwasher
4	64D-12	14	Nut
5	3903963	7	Stopper
6	‡3983523	—	Shim 0.6 mm
7	‡3989306	—	Shim 0.8 mm
8	‡3989307	—	Shim 1.2 mm
9	‡3989308	—	Shim 1.6 mm
10	18C-1248	14	Bolt

²Incl. 1 → 10
³Japan buckets only

Steering Valve Block Kit

CLARK



TS-14490

Item	Part No.	Qty.	Description
A	22514175	1	Valve block kit
1	1-----	1	Steering controls
2	58K-119	4	O-ring
3	3-----	1	Plate
4	58K-119	4	O-ring
5	42513988	1	Block assy
6	91F-6	1	O-ring
7	91F-6	1	O-ring
8	5731793	1	Connector
9	6731793	1	Connector
10	2513987	1	Hose
11	2513987	1	Hose
12	2513986	1	Hose
13	7731793	1	Connector
14	8731793	1	Connector
15	91F-6	1	O-ring
16	91F-6	1	O-ring
17	94G-632	2	Bolt

1See Index

2Inc. 2 → 5, 10 → 12, 17

3See 5

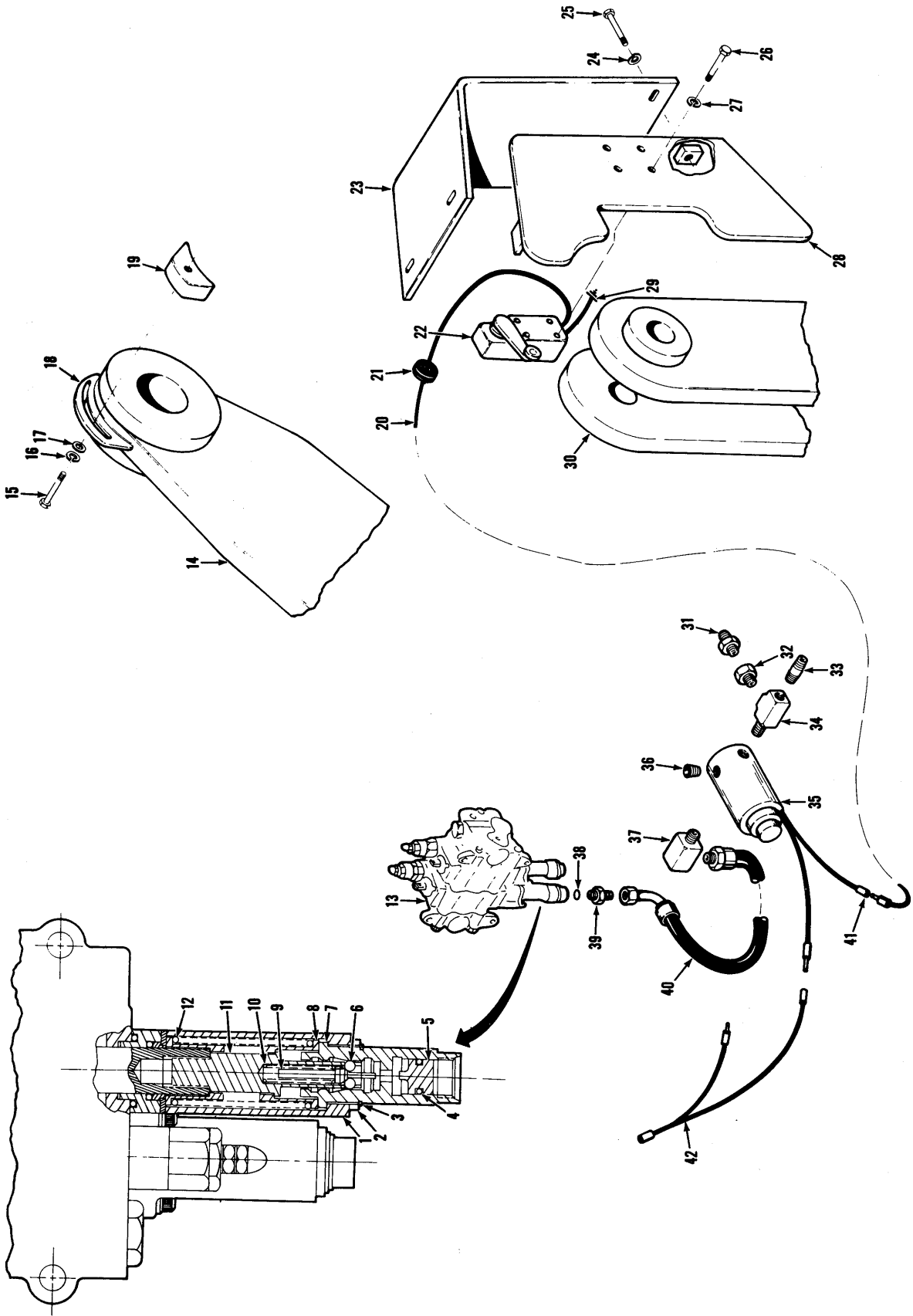
4Inc. 2 → 5, 17

5Inc. 6

6Inc. 7

7Inc. 15

8Inc. 16



Boom Kickout Kit

MICHIGAN

No.	Part No.	Qty.	Description
A	² 2505853	1	Kit boom kickout
B	² 2505905	1	Detent assy
1	949877	1	Cover
2	949949	1	Spacer
3	949950	1	Ring snap
4	76K-113	1	O-ring
5	949963	1	Piston
6	877420	3	Ball
7	960458	1	Sleeve
8	949871	2	Spring seat
9	875778	1	Cam
10	960456	1	Spring
11	960457	1	Detent pin
12	960459	1	Spring
13	1-----	1	Valve assy main
14	1-----	1	Boom
15	24C-416	1	Bolt
16	4E-04	1	Lockwasher
17	25E-13	1	Washer
18	⁴ 2505816	1	Bracket
19	2505815	1	Cam
20	1510088	1	Wire assy
21	1548626	1	Grommet
22	1767898	1	Switch limit
22A	[†] 990556	1	Arm
23	2505817	1	Cover
24	4E-04	2	Lockwasher
25	24C-412	2	Bolt
26	23C-412	2	Bolt
27	4E-04	2	Lockwasher
28	⁵ 2505818	1	Bracket
29	1548627	1	Wire assy
30	1-----	1	Frame
31	89F-4	1	Connector
32	19F-1	1	Bushing
33	5K-210	1	Nipple
34	30F-1	1	Tee
35	⁶ 2510008	1	Solenoid valve
35A	[†] 960903	1	Seal kit
36	1310860	1	Plug
37	31F-2	1	Adapter union
38	91F-7	1	O-ring
39	5204649	1	Adapter
40	2506734	1	Hose
41	1513575	1	Receptacle
42	2506689	1	Harness

¹See Index

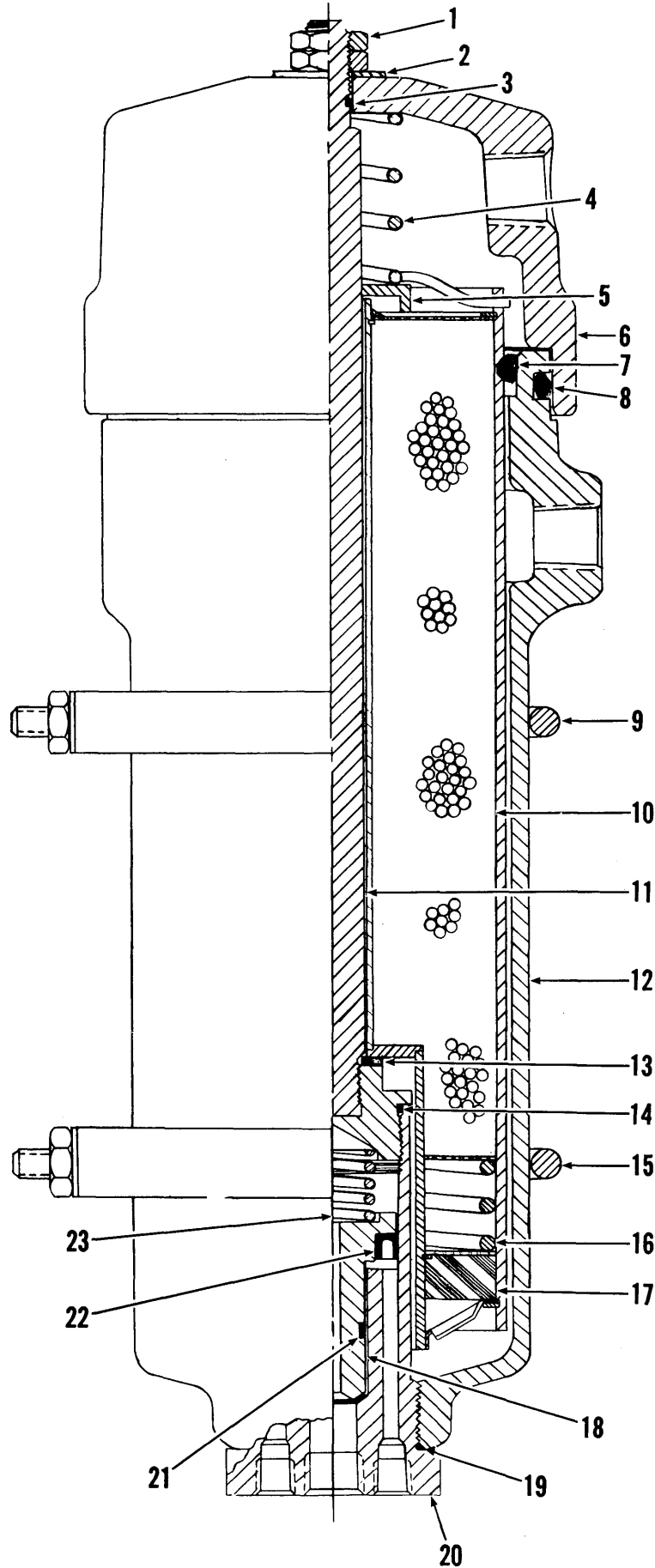
²Inc. 1→42

³Inc. 1→12

⁴Weld to Boom

⁵Weld to Frame

⁶Inc. 35A



Brake Air Dryer

CLARK

No.	Part No.	Qty.	Description
A	² 2505709	1	Air dryer
B	³ 2510803	1	Desiccant refill kit
C	⁴ 961419	1	Filter cartridge
1	8D-09	2	Nut
2	961486	1	Washer
3	⁵ -----	1	O-ring
4	961420	1	Spring
5	961491	1	Brace
6	961421	1	Cap
7	^{5,6} -----	1	O-ring
8	⁵ -----	1	O-ring
9	961487	1	Clamp
10	⁶ -----	1	Cartridge
10A	^{5,6} -----	—	Desiccant
11	961422	1	Shaft assy
12	⁷ -----	1	Housing
13	⁵ -----	1	Gasket
14	25K-20112	1	O-ring
15	961487	1	Clamp
16	⁶ -----	1	Spring
17	^{5,6} -----	1	Filter
18	961423	1	Valve purge
19	961488	1	O-ring
20	961424	1	Valve body
21	25K-30018	1	O-ring
22	961489	1	U-cup
23	961425	1	Spring

²Inc. 1 → 23. Ref. S.G.-627

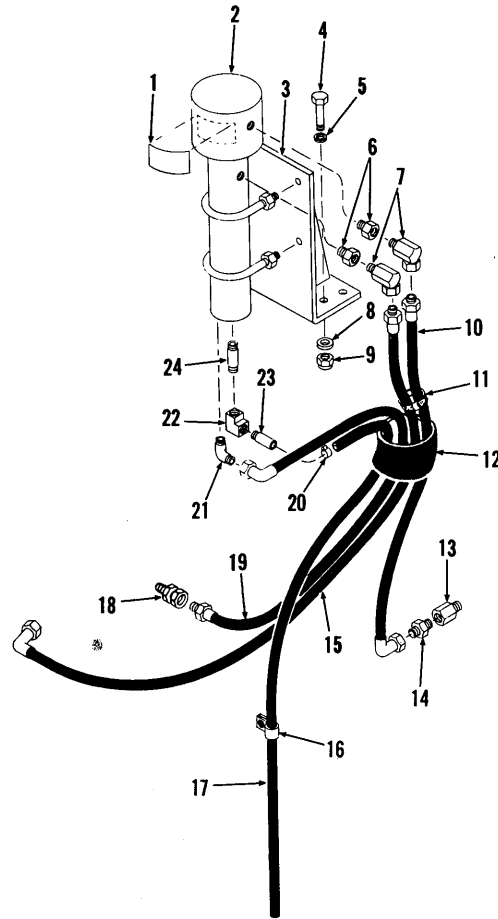
³Inc. 3, 7, 8, 10A, 13, 17

⁴Inc. 7, 10, 10A, 16, 17

⁵See B

⁶See C

⁷See A



TS-14770

No.	Part No.	Qty.	Description	No.	Part No.	Qty.	Description
A	² 2517417	1	Air dryer kit	13	593370	1	Valve check
1	2502069	1	Decal	14	38F-9	1	Adapter
2	¹ -----	1	Air dryer	15	2517415	1	Hose
3	2516878	1	Bracket	16	30H-52	1	Clip
4	18C-620	4	Bolt	17	³ 743563	1	Hose
5	25E-17	4	Washer	18	593297	1	Adapter union
6	356617	2	Bushing	19	2517649	1	Hose
7	31F-4	2	Adapter union	20	521874	1	Clamp
8	619021	4	Washer	21	42F-3	1	Elbow
9	60D-06	4	Nut	22	27F-1	1	Elbow
10	2517414	1	Hose	23	2505705	1	Pipe
11	1736910	3	Tie strap	24	5K-212	1	Nipple
12	1M-22030	1	Hose	25	†40K-04	1	Plug

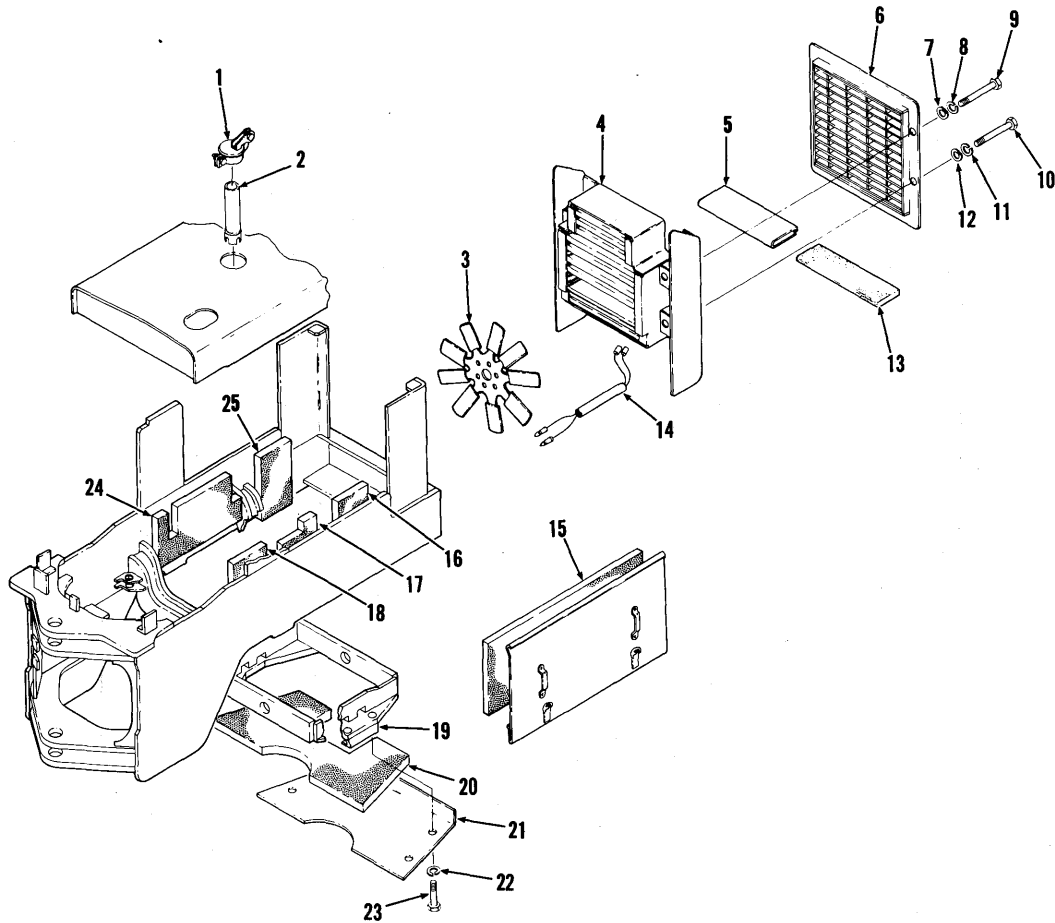
¹See Index

²Inc. 1 → 13, 15 → 24. Ref. S.G.-627.

³5 ft. (1,53 m)

Sound Reduction Kit

CLARK

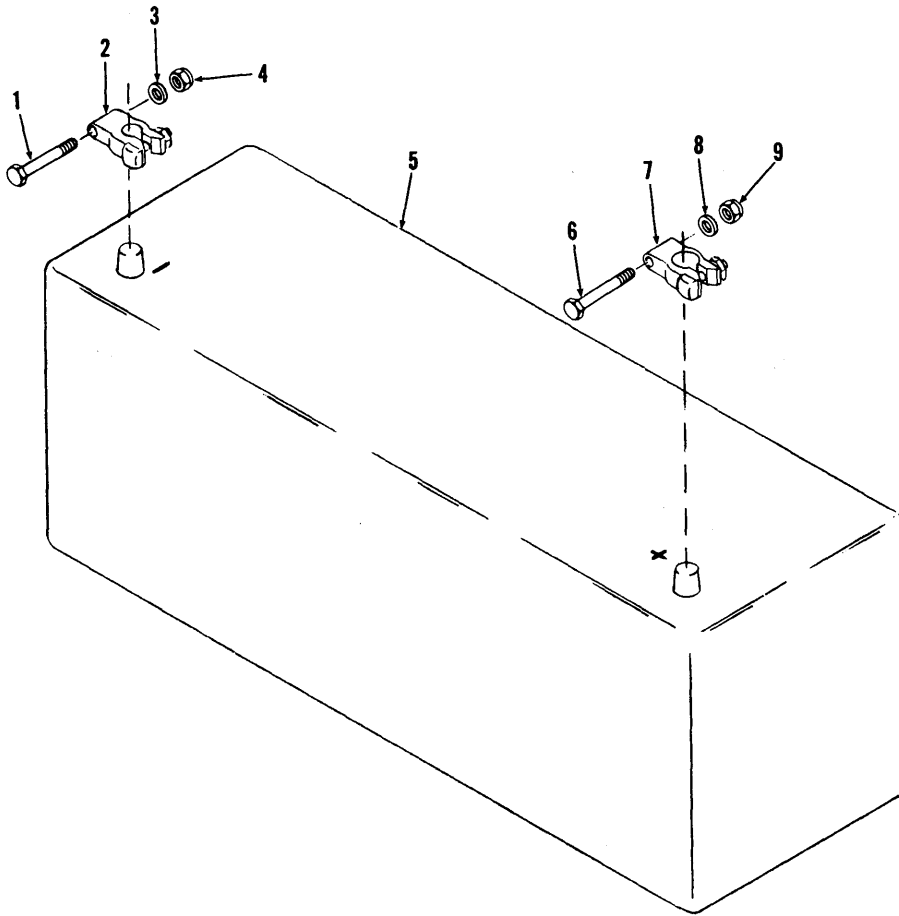


TS-20107

No.	Part No.	Qty.	Description
A	² 3988032	1	Sound kit
1	3570474	1	Rain cap
2	3588030	1	Pipe
3	3570475	1	Fan
4	3588005	1	Sound trap
5	³ 3588000	4	Louver
5A	⁴ 3588001	1	Louver
5B	⁵ 3588002	1	Louver
6	¹ -----	1	Grille
6A	[†] 611906	2	Spacer
7	619029	2	Washer
8	4E-8	2	Lockwasher
9	18C-896	2	Bolt
10	18C-880	2	Bolt
11	4E-8	2	Lockwasher

No.	Part No.	Qty.	Description
12	619029	2	Washer
13	[‡] 3570481	—	Insulation
14	3588018	2	Wire
15	3588028	2	Insulation
16	3588023	1	Insulation
17	3588026	1	Insulation
18	3588025	1	Insulation
19	3586827	2	Angle
19A	[†] 62D-8	4	Nut
20	3588138	1	Insulation
21	3588140	1	Plate
22	4E-8	4	Lockwasher
23	17C-820	4	Bolt
24	3588022	1	Insulation
25	3588023	1	Insulation

¹See Index
²inc. 1 → 5, 7 → 25
³6.7" (170) x 28.9" (735)
⁴6.7" (170) x 23.8" (604)
⁵5.9" (150) x 28.9" (735)



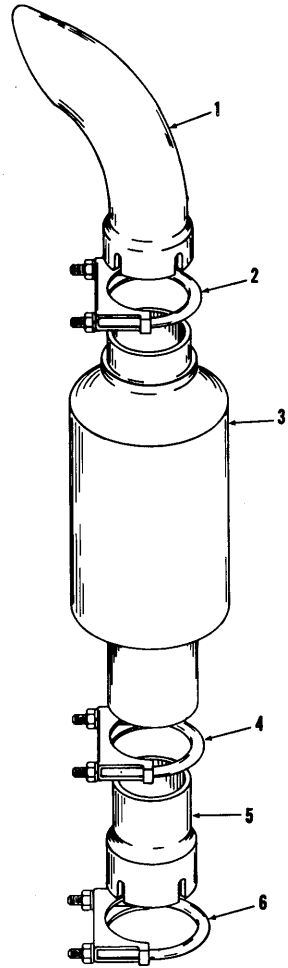
TS-10524

No.	Part No.	Qty.	Description
A	² 3588183	1	Battery kit
1	18C-628	2	Bolt
2	3570477	2	Terminal
3	25E-17	2	Washer
4	18D-6	2	Nut
5	3570269	2	Battery
6	18C-628	2	Bolt
7	3570476	2	Terminal
8	25E-17	2	Washer
9	18D-6	2	Nut

²Inc. 1 → 9

Spark Arrestor Kit

CLARK



TS-15039

No.	Part No.	Qty.	Description
A	² 2520171	1	Spark arrestor kit
1	2520174	1	Tail pipe
2	556289	1	Clamp
3	1902490	1	Spark arrester
4	580282	1	Clamp
5	2520169	1	Adapter
6	556289	1	Clamp

²Inc. 1 → 6

(

(

(

(

(

(

(

NUMERICAL INDEX

Part No.	Page No.	Part No.	Page No.	Part No.	Page No.	Part No.	Page No.
100170	A7, A9	124871	A5, A9	224065	T11	231081	T7
100171	A7, A9	124884	A3, A7	224083	T9, T11	231083	T7
100172	A7, A9	125101	B16	224106	T11	231093	T3
100173	A7, A9	125435	A3, A5	224368	T7	231094	T3
100176	A7, A9	125576	A7, A9	224771	T12, T13, T14	231095	T3
100950	A7, A9	125577	A7, A9	224772	T12, T13, T14	231098	T9
100970	A3, A5	126468	A7, A9	224774	T12, T13, T14	231136	T11
103216	A3, A5	126894	A7, A9	225597	T5	231145	T15
103522	A3, A5	127104	B14	225601	T5	231166	T3
104412	A3, A5	128852	B15	225603	T9	231193	T11
106081	A7, A9	138249	Z15	225823	M2, T11	231198	T9
106656	A3, A5	191640	A3	228931	T15	231199	T7
106762	A3, A5, A7, A9	192406	A5	229131	T15	231229	T9
107348	A3, A5	200991	T3	229187	T11	231390	T3
108014	P6	202459	T11	229296	T7	231458	T5
109247	W2	205928	M2	229565	T5	231554	T9
110127	A9	208768	T11	229566	T5	231606	T3
111656	A3, A5	209313	T5	229607	T11	231611	T3, T11
111720	A7, A9	211433	M2, T3	230529	M2	231614	T3, T5
112278	A3, A5	214118	T3	230690	M2	231639	T11
112352	A7, A9	214295	T3	230805	T5	231646	T11
112353	A7, A9	214596	T5	230811	T5	231781	T3
112354	A7, A9	214920	T5	230812	T5	231817	T11
112460	W2	214923	T5	230822	T9	231818	T11
112462	W2	214924	T5	230829	T9	231839	T15
114427	B7, B7A	214933	T5	230850	T12, T13, T14	231840	T15
118150	A7	214941	T5	230851	T3	231848	T11
119270	A3, A5	214953	T5	230854	T3	231849	T11
119298	A7, A9	214988	T5	230855	T5	231850	T11
119469	A3, A5	215183	T9	230857	T12, T13, T14	231851	T11
121013	A3, A5	215190	T12, T13, T14	230860	T9	231967	M2
121014	A3, A5	215757	M2, T3	230864	T11	232088	T9
121015	A3, A5	215909	T5	230871	T11	232089	T9
121166	A10	217566	M2	230885	T9	232136	T3
121785	A3, A5	217567	M2	230886	T9	232147	T5
121804	A3, A5	217568	M2	230888	T9	232461	T5
121808	A3, A5	217657	T15	230888	T9	232484	T11
122559	A3, A5	219373	T3	230889	T9	232535	T5
122765	A7, A9	220983	T7	230900	T3	233007	M2
123800	A7, A9	221653	T5	230906	T9	233089	T5
123830	A7, A9	222029	M2	230911	T13	233128	T5
123904	A3, A5	222067	T3	230921	T3	233166	T12, T14
124040	A7, A9	222079	T5	230952	T11	233250	T5
124041	A7, A9	222179	M2, T11	230954	T11	233278	T7
124158	A3, A5	222312	T7	230959	T7	233279	T7
124179	A7	222318	T7	230960	T7	233280	T7
124260	A3, A5	222684	T5	230961	T7	233389	T9
124325	A3, A5	222960	T11	230962	T7	233390	T9
124444	A7, A9	223349	T9	230963	T7	233705	T5
124571	A3, A5, A10	223874	T9	230964	T7	233783	Z25
124572	A10	223877	T9	230965	T7	233954	T3, T11
124573	A10	223925	T5	231048	T3	233955	T11
124574	A10	223964	T9	231065	T11	233964	T11
124575	A10	224009	T5	231066	T11	233965	T11
124576	A10	224026	T5	231075	T7	233968	T11
124577	A10	224028	A3, A5	231077	T7	234539	T13
124870	A9	224039	T5	231080	T5	234541	T11

Part No.	Page No.	Part No.	Page No.	Part No.	Page No.	Part No.	Page No.
234639	T7	522028	Z43	557438	E7	636260	B7, B7A, E5
234640	T7	523829	E18	558960	E7, Z42	642064	Z47
234643	T7	525293	F5, H3	560164	Z43, Z43A, Z43B, Z43C	643675	Z49
234649	T11	526451	Z50	560640	H3	645092	B13
234651	T15	526676	H5	561912	T19	647310	E5
234663	T5	527496	Z21B	562742	Z11	652448	E5, Z16
234665	T17	527497	Z21B	564011	N2	652484	E15
234668	T17	527685	B9, B9A	564584	Z55	653903	Z13
234669	T17	531606	Z21B	565073	E18	654141	M2
234836	T3	532118	Z10	565295	F4	654613	T9
235034	T14	532170	B5	566068	Z47	656247	F4
235038	T12	532369	Z10	567314	Z5	656598	Z53
235043	T9	532549	E7	567904	Z21	656672	H5, H7, S5
235093	T15	532621	H5	567905	Z21, Z21B	657653	H7
235094	T15	532888	Z10	567911	Z21, Z21B	657871	Z53
235095	T15	532948	C7	568276	S5	658038	T9
235138	T15	533814	B7, B7A	568303	Z10	659041	T5, V3
235166	T15	536224	H5	568361	R5	659065	T5
235504	T11	537205	Z50	568391	E11, E13	661415	V2
235511	T11	538235	B7, B9A	569086	Z9, Z9A	661558	Z28
235604	T12, T14	538256	N2	569233	S5	662462	Z6
235676	T7	538401	Z53	569909	V7	662770	V3
235677	T5	538604	Z50	572337	E15	663724	F3
235931	T17	539042	E11, E13	572556	E17, E18	664140	T15
235987	T3	540128	H5	574442	H5	666542	T5
236288	T5	540915	B7A	574898	B7	666839	F4
236292	T5	544512	B13	580282	Z65	666840	F4
236395	E5, T15	544889	Z21, Z21B	584501	R4	666841	Z27
236989	T12	544890	Z21, Z21B	584502	R4, R5	666842	Z26, Z27
237003	T11	544891	Z21B	585883	H7	666845	B9A
237237	T5	544892	Z21B	587613	F4, F5	666867	E21, Z26
237576	T3	544893	Z21B	588820	H7	667277	A7, A9
284579	T3	545005	B13	588823	Z10, Z53	667278	A7, A9
356609	B7, B7A	545153	E11, E13	589401	W2	668553	A3, A5
356617	Z28, Z62	546921	E5	590384	Z33	669928	C7, Z21, Z21B
359756	Z5	547529	E5, Z16	591381	H3	672004	A3, A5
420945	E11, E13	549907	B5	591896	Z53	672005	A3, A5
456294	T7	550089	C5	593297	Z62	672196	Z5
507049	Z44	550319	B9, B9A	593370	B9, B9A, Z62	672907	A10
507815	B7, B7A	550580	P2	593483	B7, B7A, B9, B9A	675227	T19, V7, Z41
509445	W2	550619	E17, E18	593495	B7, B7A	675248	A7, A9
509772	T19, V7, Z41	551014	E17, E18	593650	B7	675249	A7, A9
511426	Z15, Z35	551251	S5	600259	E3	675257	A7, A9
512789	Z21, Z21B	551530	E5, E15	602297	Z43C	675261	A3, A5
512797	Z50	551684	W2	608869	Z25	675469	H8
513603	Z9, Z9A	551685	W2	611906	Z63	675536	A7, A9
513750	B7A, B9A	551765	B18, B19	613750	B7A, B9A	675889	T19
513930	B12	552146	B5	614139	Z36	699005	B7
513932	V2	552147	B5	614142	Z7	710288	A7, A9
515424	E13	552161	P6	616783	Z5	730131	Z9, Z9A
515425	E11	552374	B9, B9A	616786	R4	730149	Z9, Z9A
517298	Z21, Z21B	552433	Z26, Z27	619021	B3, H5, S5, Z62	730231	Z47
517846	Z22	552438	Z27	619023	T5	731160	T9
517963	W2	552767	Z21B	619029	S5, Z63	731495	Z3
518259	B12	553019	Z28	623762	E17, E18	731745	H8
519268	Z10	553085	Z10	623829	E17	731793	H7, Z57
520405	Z21B	554843	H3	635583	Z23	732923	H3
521000	P3	556289	E20, Z65	635682	Z13, Z35	742240	T11
521874	E21, F4, H3, Z26, Z27, Z62					742710	Z25

Part No.	Page No.	Part No.	Page No.	Part No.	Page No.	Part No.	Page No.
742876	Z42	896497	V6	949037	Z22	949856	P4
743035	T5	896544	V6	949039	Z22	949857	P4
743200	Z13, Z35	898702	B11	949054	Z22	949858	P4
743439	T11	899079	V3	949143	Z43	949859	P4
743563	B5, F4, H3, Z62	940084	P2	949144	Z43	949861	P4
743835	P4	940090	P2, P3	949180	Z43	949862	P4
763795	T7	940091	P2, P3	949181	Z43	949871	V5, Z39, Z59
801524	T5	940092	P2, P3	949182	Z43	949872	V5, Z39
815745	A7, A9	940224	P2, P3	949183	Z43	949873	V5, Z39
815784	A7, A9	940636	B9, B9A	949184	Z43	949874	V5, Z39
840472	B16	940639	B7, B7A, B9, B9A	949191	Z22	949875	V5, Z39
840535	B14, B15	941214	B7, B7A	949192	Z22	949877	V5, Z39, Z59
840539	B16	941325	W2	949260	V2	949878	V5, Z39
851806	B11	941326	W2	949261	V2	949879	V5, Z39
852333	S6	941329	W2	949264	V2	949880	V5, Z39
856250	M2	941568	Z50	949316	P4	949881	V5, Z39
857420	E3	942139	M2	949357	E5, Z16	949882	V5, Z39
857933	B17	942746	E5	949600	Z3	949883	V5, Z39
874007	B7, B7A, B9, B9A	942874	Z15	949601	Z3	949886	V5, Z39
875012	B9A	943957	F4, F5	949602	Z25	949887	V5, Z39
875754	V2	944862	P2, P3	949603	Z3, Z25	949888	V5, Z39
875762	V2	944907	E5, Z16	949605	Z5	949889	V5, Z39
875766	B12	944954	E10, E11, E13	949608	Z3	949890	V5, Z39
875767	B12	945029	B17	949620	Z3	949891	V5, Z39
875778	Z59	945034	B17	949623	Z5	949892	V5, Z39
877420	V5, Z39, Z59	945035	B17	949635	C4	949893	V5, Z39
879717	R5	945036	B17	949638	Z3, Z25	949894	V3
885083	E5	945037	B17	949639	Z3, Z25	949895	V3
885105	V3	945038	B17	949700	Z3, Z5	949896	V3
886020	V3	945040	B17	949720	Z15	949898	V3
886285	E11, E13	945112	Z50	949721	Z13, Z15	949899	V3
886287	E11, E13	945187	Z23	949722	Z15, Z25	949900	V3
886288	E11, E13	945417	H8	949733	Z25	949902	V3
888281	P3	945953	Z21, Z21B	949734	Z25	949903	V3
890373	Z43	945996	V2	949736	Z25	949905	V3
890374	Z43	946389	E5, Z16	949737	Z25	949944	V5, Z39
890375	Z43	946397	P5	949738	Z25	949945	V5, Z39
892010	Z44	946400	P5	949741	Z25	949946	V5, Z39
892011	Z44	946401	P5	949743	Z42	949947	V5, Z39
892012	Z44	946953	F4, F5	949745	Z42	949948	V5, Z39
892052	Z44	946954	F4, F5	949746	Z42	949949	V5, Z39, Z59
892287	B17	947044	V5, Z39	949747	Z42	949950	V5, Z39, Z59
892928	Z23	947045	V5, Z39	949754	Z25	949952	V5, Z39
892929	Z23	947046	V5, Z39	949758	Z25	949953	V5, Z39
894300	Z36	947048	V5, Z39	949762	Z42	949954	V5, Z39
894532	V2	947098	V5, Z39	949767	Z25	949955	V5, Z39
894533	V2	947100	Z39	949773	Z25	949956	V5, Z39
894534	V2	947242	E11, E13	949774	Z25	949958	V6
894535	V2	947931	B14, B15, B16	949786	Z43, Z43C	949959	B7, B7A, B9
894536	V2	947932	B14, B15	949791	Z42	949963	V5, Z39, Z59
894537	V2	947933	B14, B15, B16	949792	Z42	949964	P5
894538	V2	947934	B14, B15	949793	Z42	949984	V5, Z39
894539	V2	947935	B14, B15, B16	949801	C4, Z15, Z35	949991	Z39
894540	V2	948043	V5, Z39	949802	Z15	950903	B5
894541	V2	948044	V5, Z39	949803	Z25	953310	E5, Z16
894542	V2	948129	V5, Z39	949806	Z25	955321	B17
894543	V2	948825	V5, Z39	949853	P4	955323	B17
894652	E11, E13	948849	V5, Z39	949854	P4	955326	B17
894653	E11, E13	949036	Z22	949855	P4	958245	Z23

Part No.	Page No.	Part No.	Page No.	Part No.	Page No.	Part No.	Page No.
958653	B7, B7A, B9, B9A	961154	E10	1505581	N2	1522450	E11, E13
960000	P5	961265	Z22	1508152	Z7	1522535	T19, V7, Z41
960001	P5	961419	Z61	1508626	W2	1523136	Z53
960068	Z23	961420	Z61	1508729	B18, B19	1523146	Z53
960069	Z23	961421	Z61	1508730	B18, B19	1523338	N2
960070	Z23	961422	Z61	1509025	F4, F5, H8	1523632	Z10
960096	Z43	961423	Z61	1509657	Z33	1523655	Z10
960124	Z23	961424	Z61	1509752	H5, Z9, Z9A, Z28, Z53	1524998	Z28
960125	Z23	961425	Z61	1510088	Z59	1526135	Z53
960126	Z23	961486	Z61	1510525	N2	1526286	Z7A
960127	Z23	961487	Z61	1510906	Z36	1529027	E15
960129	Z23	961488	Z61	1510906	Z36	1529688	E21, Z25, Z26, Z27
960130	Z23	961489	Z61	1511709	Z29	1530264	Z21B
960131	Z23	961491	Z61	1511711	N2	1530600	E10
960132	Z23	961751	E3	1512006	N2	1532592	B7, B7A
960133	V3	961901	B14, B15, B16	1512863	N2, Z53	1532712	Z47
960189	V6	961917	Z9, Z9A	1513125	H8	1533256	H5
960191	V6	962263	E21	1513546	E3	1533335	Z9, Z9A
960304	Z5	990556	B5, E5, Z59	1513548	Z36	1533336	Z9, Z9A
960456	Z59	990774	E5	1513575	Z59	1533339	Z20
960457	Z59	991689	S6	1513577	Z36	1533340	Z20
960458	Z59	991694	S6	1513839	E5	1533342	Z9, Z9A
960459	Z59	991695	S6	1513841	E5	1533343	Z9, Z9A
960520	B11	991696	S6	1513887	N2	1533344	Z9, Z9A
960562	Z25	991700	S6	1514638	Z50	1533346	Z9, Z9A
960565	Z42	992163	B17	1515383	Z5	1533347	Z9
960587	P4	992164	B17	1515482	N2	1533350	Z9, Z9A
960595	Z25	992891	Z43	1515900	E7	1533352	Z9, Z9A
960608	Z15	992892	Z43	1515944	Z54	1533354	Z20
960666	Z3	992896	Z43	1516268	Z54	1533355	Z20
960667	Z3	993139	Z6	1516487	E3	1533356	Z9, Z9A
960668	Z3	993183	Z43	1516648	E3	1533357	Z20
960673	Z3	993212	Z6	1516649	Z36	1533358	Z20
960686	P4	994003	V6	1516651	Z36	1533359	Z20
960698	E10, E21	994005	V6	1516973	Z54	1533360	Z20
960837	B14, B15, B16	994006	V6	1517153	H5	1533361	Z20
960855	Z13, Z35	994025	V6	1518091	Z55	1533362	Z20
960903	Z59	994027	V6	1518093	Z55	1533363	Z20
960962	Z36	994569	Z43	1519191	B7A, B9	1533364	Z20
960997	Z34	1301361	T19	1519195	B5	1533365	Z20
960998	Z34	1303281	T11	1519210	E7	1533366	Z9, Z9A
961026	B11	1306142	H8, V3, V7	1519211	E7	1533367	Z9, Z9A
961046	E10	1306167	E17, E18	1519252	S6	1533368	Z9, Z9A
961048	E10	1307221	H8	1519253	S6	1533373	Z9, Z9A
961101	E10	1310121	B3, E5	1519254	S6	1533374	Z20
961102	E10	1310411	Z3	1519401	Z5	1533375	Z20
961109	R3	1310605	B11	1519829	W2	1533378	Z9, Z9A
961110	R3	1310860	Z59	1519948	C5	1533389	Z9, Z9A
961111	R3	1315447	T11	1519949	C5	1533555	Z9, Z9A
961112	R3	1316506	R5	1519963	H7	1534322	Z9, Z9A
961113	R3	1321366	E17	1519964	H5	1534323	Z9, Z9A
961114	R3	1503026	C5	1519969	B9, B9A	1535139	H3
961117	R3	1503251	T19, V7, Z41	1519974	B7A, B9	1535143	H3
961119	R3	1503629	Z21B	1519975	B7, B7A, B9, B9A	1535778	H3
961120	R3	1503631	Z21B	1519991	S6	1535960	C6
961121	R3	1503639	C6, Z21, Z21B, Z50	1520154	H8	1536140	B18, B19
961122	B17	1504271	Z9, Z9A	1520193	E17, E18	1536657	Z33
961123	B17	1504272	Z9, Z9A	1521804	Z53	1537354	B9, B9A, E5

Part No.	Page No.	Part No.	Page No.	Part No.	Page No.	Part No.	Page No.
1539058	Z5, Z7, Z7A, Z26, Z27	2105120	A5	2503303	Z55	2505667	E3
1539307	Z50	2336780	Z44	2503357	B7, B7A	2505705	Z62
1539308	Z50, Z53	2342091	E21	2503361	B7, B7A	2505709	Z61
1540366	W2	2342092	E21	2503512	E15	2505815	Z59
1542966	Z7	2411280	E10	2503660	Z41	2505816	Z59
1543512	H3	2500021	S6	2503698	Z41	2505817	Z59
1543539	Z7	2500079	C7	2503738	Z53	2505818	Z59
1543879	B7A, B9, B9A	2500084	H5	2503763	Z47	2505853	Z59
1544448	S5	2500085	H5	2503829	Z41	2505905	Z59
1544695	E17, E18	2500087	H5	2503832	Z33	2505913	B13
1545004	H7	2500122	B5	2503833	Z28, Z33	2505933	E20
1545134	E5	2500123	B5	2503839	Z33	2505958	H8
1545186	B7A, B9A	2500142	B13	2503840	Z33	2505959	H8
1545223	Z53	2500147	B7, B7A	2503841	Z33	2505961	H5
1545296	Z6	2500155	H5	2503842	Z33	2506031	G2
1545592	G2	2500156	H5, Z33	2503874	Z53	2506043	B7A, B9, B9A
1545622	F3, S5	2500167	B13	2503926	Z9, Z9A	2506081	H8
1545623	S5	2500170	B13, T11	2503927	Z9, Z9A	2506165	F3
1545789	B7, B7A, B9, B9A	2500234	B5	2503929	Z47	2506187	H3
1545790	B7, B7A	2500416	V7, Z41	2503934	Z47	2506208	V7
1546280	Z13, Z35	2500614	C5	2503936	Z47	2506209	V7
1547653	Z29	2500737	C6	2504000	H5	2506215	S5
1548069	Z36	2500738	C6	2504001	H5	2506225	S5
1548364	N2	2501057	Z19, Z48	2504023	T19	2506227	G2
1548626	Z59	2501082	Z43, Z43A, Z43B, Z43C	2504024	T19	2506228	G2
1548627	Z59	2501106	Z50	2504025	T19	2506229	G2
1549006	N2	2501107	Z21	2504027	T19	2506266	B7, B7A
1549382	E7	2501156	Z19, Z48, Z49	2504034	T19	2506290	Z33
1549705	B5	2501179	Z19	2504036	T19	2506311	B9, B9A
1550028	Z9, Z9A	2501183	N2	2504037	T19	2506312	B9, B9A
1558644	F4, F5	2501186	N2	2504038	T19	2506313	B7A, B9
1566702	P5	2501325	Z33	2504039	T19	2506329	C3, S5
1566881	P5	2501548	Z42	2504040	T19	2506330	C3, S5
1566982	P5	2501574	T19	2504089	V6	2506331	C3, S5
1566983	P5	2501747	B5	2504098	Z9, Z9A	2506351	N2
1566984	P5	2501773	E7	2504099	Z9, Z9A	2506366	N2
1566985	P5	2501804	B13	2504100	Z9, Z9A	2506408	C7
1566986	P5	2501805	C3	2504101	Z9, Z9A	2506414	S5
1566986	P5	2501805	C3	2504102	Z9, Z9A	2506424	S5
1567077	V6	2501949	Z25	2504104	Z9	2506432	H3
1567079	V6	2502069	Z62	2504139	C3	2506481	F3
1567085	V6	2502084	Z23, Z27	2504141	Z13	2506492	E3
1567088	S6	2502136	B17	2504271	F3	2506494	E3
1572890	Z11	2502146	B9, B9A	2504277	S5	2506495	F3
1574466	F3	2502147	B9, B9A	2504348	Z28	2506532	H8
1580350	Z25	2502238	E7	2504366	Z10	2506533	H8
1632441	E11, E13	2502260	Z25	2504481	Z6	2506545	H7
1656823	Z47	2502312	Z53	2504527	S3	2506551	H3
1675961	B7, B9, B9A	2502409	Z16	2504589	S3	2506664	N2
1721628	E11, E13	2502439	Z13, Z35	2504601	Z13	2506688	E3
1736910	Z62	2502768	B13	2504910	Z5	2506689	Z59
1743825	E5, S5	2502842	B5	2504911	Z5	2506700	B19
1767868	E5	2502971	Z54	2504912	Z5	2506703	T19
1767898	B5, Z59	2503001	E15	2504915	F4, F5	2506728	H7
1767969	E5	2503133	Z6	2505200	T19	2506729	H7
1902490	Z65	2503135	Z10	2505201	T19	2506731	H7
1909493	Z54	2503142	Z10	2505349	E3	2506732	H7
2105085	Z3	2503215	Z10	2505401	E3	2506733	H7
		2503216	E3	2505402	E3	2506734	Z59

Part No.	Page No.	Part No.	Page No.	Part No.	Page No.	Part No.	Page No.
2506735	H7	2509927	B7, B7A	2510574	C4	2511258	Z25
2506811	S5, Z41	2509928	F5	2510637	Z5	2511259	Z25
2506815	S5	2509929	F5	2510646	Z18	2511260	Z25
2506979	B7, B9, B9A	2509933	E15	2510652	Z5	2511261	Z25
2507291	S5	2509935	E5, E15	2510653	Z5	2511262	Z25
2508416	B5	2509936	E15	2510655	Z5	2511263	Z25
2508500	B5	2509937	E17	2510673	Z33	2511264	Z25
2508598	E20	2509938	E17, E18	2510675	Z33	2511265	Z25
2508599	R5	2509940	B7	2510676	Z5	2511266	Z25
2508600	R5	2509941	B9, B9A	2510755	Z28, Z34	2511267	Z25
2508602	S5	2509943	E15	2510762	Z28	2511268	Z25
2508619	E15	2509944	B7, B7A, E15	2510803	Z61	2511269	Z25
2508748	B5	2509945	E15	2510821	Z22	2511270	Z25
2508752	B5	2509951	Z13	2510829	Z29	2511271	Z25
2508888	B5	2509953	E5, E15	2510843	Z27	2511272	Z25
2508889	B5	2509971	Z17	2510850	Z48	2511273	Z25
2508891	B5	2509972	Z17	2510875	Z55	2511274	Z25
2508901	Z15	2509973	Z17	2510930	Z37	2511290	Z25
2509097	Z15	2510008	B5, Z59	2510934	Z18	2511291	Z25
2509098	Z25, Z26	2510028	Z53	2510951	Z44	2511292	Z25
2509194	Z35	2510103	Z18	2510954	Z44	2511293	Z25
2509439	B18	2510132	Z13	2511013	Z9	2511294	Z25
2509440	B18	2510236	Z15	2511041	Z9	2511295	Z25
2509441	B18	2510237	Z15	2511047	S5	2511297	Z25
2509442	B18	2510238	Z13	2511092	R2	2511298	Z25
2509443	B18	2510239	Z13	2511093	R4	2511299	Z25
2509582	C3	2510263	R5	2511094	E11, E13	2511310	Z3
2509583	C3	2510270	Z35	2511100	R4	2511311	Z3
2509584	C3	2510276	Z15	2511101	R4	2511313	Z3
2509590	C4	2510277	Z13	2511102	R4	2511314	Z3
2509591	C3	2510280	Z43, Z43C	2511103	R4	2511318	Z3
2509595	C3	2510281	Z13	2511116	E17	2511319	Z3
2509621	C4	2510290	Z13	2511117	E17	2511320	Z3
2509687	C3	2510291	Z13	2511118	E17	2511368	Z17
2509692	Z15	2510293	Z35	2511119	E15	2511395	Z5
2509693	Z17	2510303	E3, E7	2511122	E17	2511396	Z5
2509694	Z15	2510332	E7	2511172	Z3	2511397	Z5
2509749	Z15, Z35	2510335	Z51	2511173	Z3, Z5	2511400	Z3, Z5, Z26
2509750	Z17	2510337	Z51	2511176	Z5	2511420	Z31
2509751	Z17	2510352	R5	2511177	Z5	2511422	Z31
2509752	Z15, Z35	2510356	R5	2511178	Z5	2511435	Z31
2509755	Z13	2510357	R5	2511179	Z5	2511476	Z11
2509762	Z15	2510363	R5	2511182	Z5	2511478	Z11
2509763	Z15	2510367	E7	2511183	Z5	2511481	Z11
2509764	Z18	2510387	Z53	2511184	Z5	2511491	Z3
2509824	Z13	2510390	E17, E18	2511185	Z5	2511492	Z3
2509826	Z15	2510391	R5	2511196	B7, B9	2511510	Z31
2509828	Z13	2510392	R5	2511233	Z25	2511515	B7A
2509829	Z13	2510441	Z51	2511234	Z25	2511546	N2
2509830	Z17	2510545	Z10	2511240	Z25	2511573	Z3
2509831	Z17	2510558	Z10	2511247	Z25	2511574	Z36
2509832	Z17, Z35	2510561	Z10	2511248	Z3, Z25	2511622	Z36
2509843	Z13, Z35	2510567	C4	2511250	Z25	2511685	Z5
2509846	Z13, Z35	2510568	C4	2511251	Z25	2511780	Z31
2509921	F5	2510569	C4	2511253	Z25	2511787	Z42
2509922	F5	2510570	C4	2511254	Z25	2511788	Z42
2509924	B7, B9A	2510571	C4	2511255	Z25	2511789	Z42
2509925	B7	2510572	C4	2511256	Z25	2511884	H7
2509926	B7A, B9, B9A	2510573	C4	2511257	Z25	2511888	E7

Part No.	Page No.	Part No.	Page No.	Part No.	Page No.	Part No.	Page No.
2511944	E3	2518811	Z41	3588140	Z63	3950394	E19
2511945	E3	2519047	B9A	3588143	Z43C	3950598	E19
2512188	Z31A	2519048	B7A	3588145	Z43C	3950689	E5
2512189	Z31A	2519049	E13	3588146	Z43C	3950692	B13
2512191	Z31A	2519085	B7A	3588147	Z43C	3950961	E7
2512203	Z42	2519178	B9A	3588180	Z43C	3950971	Z37
2512414	B3, E5	2519262	B19	3588183	Z64	3951458	E19
2512415	B3, E5	2519313	Z7A	3677351	Z9, Z9A	3951644	B13, E5
2512424	Z7	2519354	Z7A	3725272	E10	3951954	B13
2512427	Z7, Z7A	2519504	R5	3900535	Z37	3953017	B13
2512428	Z7	2519545	Z7A	3901362	Z37	3953053	P6
2512460	Z7, Z7A	2519546	Z7A	3901363	Z37	3953108	B10, B13
2512578	Z43	2520169	Z65	3901404	Z37	3953109	P4
2512840	Z42	2520171	Z65	3901405	Z37	3953110	P5
2513351	N2	2520174	Z65	3901406	Z37	3953111	V3
2513385	E3	2520417	B5	3901455	Z37	3955149	E7
2513504	C6	2520885	Z9A	3902282	R3	3957624	R4
2513630	N2	2520887	Z9A	3902714	E5	3960829	F3
2513633	N2	2520899	B7, B7A, B9, B9A	3902715	E5	3968001	E10
2513736	N2			3902716	E5	3968085	B13
2513800	S5	2521055	Z42	3902785	R3, R5	3968090	B13
2513986	Z57	2521346	B9A	3902790	E7	3968121	Z31, Z31A
2513987	Z57	2521725	Z9A	3902791	E7	3978047	Z53
2513988	Z57	2522107	S3	3902812	Z43B, Z43C	3978050	Z41
2514142	Z21, Z21B	2522744	S3	3902815	Z43A, Z43B	3978057	Z33
2514175	Z57	2522745	S3	3903493	T3	3978058	Z33
2514253	E3	2523425	Z21	3903963	Z56	3978061	Z41
2514336	Z31	3200076	E17	3907250	E3	3978070	Z41
2514337	Z31	3215964	B7	3907505	E7	3978312	Z45
2514341	Z31	3290099	V2	3907506	E7	3978316	Z45
2514342	Z31	3290105	V2	3907511	E7	3980014	B7, B7A, B9, B9A
2514462	E10	3290106	V2	3907513	E7		
2515022	B7A, B9	3290122	V2	3907514	E7	3980058	B5
2515079	H3	3290124	V2	3907516	E7	3980060	B5
2515224	Z33, Z53	3290125	V2	3907517	E7	3980061	B5
2515225	Z33	3292657	V6	3907518	E7	3980062	B5
2515582	E15	3411279	E10	3907520	E3, E7	3980064	B5
2516008	Z7, Z7A	3551819	E10	3907521	E7	3980065	B5
2516071	Z21, Z50	3551918	E10	3907522	E7	3980068	B5, C6
2516092	Z7	3570269	Z64	3908090	B10	3980071	B5
2516226	Z7, Z7A	3570474	Z63	3908094	B10	3980076	B5
2516227	Z7, Z7A	3570475	Z63	3908095	B10	3980094	B5
2516270	C6	3570476	Z64	3908097	B10	3980095	C5
2516271	C5	3570477	Z64	3908098	B10	3980096	C5
2516272	C7	3570481	Z63	3908100	B10	3980101	C5
2516878	Z62	3575788	E10	3908781	Z43A, Z43B	3980103	F3
2516952	C5, Z21, Z21B	3586827	Z63	3909783	Z43A	3980104	C5
2516995	N2	3588000	Z63	3909800	Z43A	3980105	C5
2517078	Z5	3588001	Z63	3909801	Z43A	3980106	C5
2517272	Z42	3588002	Z63	3909802	Z43A, Z28, Z39, Z41	3980107	C5
2517385	B7	3588005	Z63			3980108	C6
2517414	Z62	3588018	Z63	3918122	Z15	3980109	C6
2517415	Z62	3588022	Z63	3918128	Z15	3980120	C6
2517417	Z62	3588023	Z63	3918150	Z43B, Z43C	3980121	C6
2517649	Z62	3588025	Z63	3918151	Z43B	3980122	C6
2518304	B19	3588026	Z63	3918152	Z43B	3980123	C6
2518491	B11	3588028	Z63	3918153	Z13	3980124	C6
2518809	Z41	3588030	Z63	3918154	Z13	3980125	C6
2518810	Z41	3588138	Z63	3950272	B3, E5	3980126	C6

Part No.	Page No.	Part No.	Page No.	Part No.	Page No.	Part No.	Page No.
3980137	S3	3980505	Z33	3980908	C7	3981920	R2
3980139	S3	3980506	H5	3980911	C7	3981921	E10
3980140	S3	3980519	H5, Z33	3980913	C7	3981922	E10
3980142	S3	3980520	H5	3980916	C7	3981924	R2
3980143	S3	3980521	H5	3980961	B13	3983313	Z56
3980144	S3	3980526	H5	3981021	B7, B7A	3983523	Z56
3980178	E7	3980529	H5	3981022	B9, B9A	3983595	Z56
3980204	B5, F3	3980532	B13	3981052	Z37	3984409	R2
3980207	F3	3980607	B9, B9A	3981073	Z29	3984781	E5
3980208	F3	3980609	B9, B9A	3981134	E19	3985011	S3
3980211	F3	3980621	S3	3981135	E19	3988032	Z63
3980213	F3	3980625	H5	3981138	F3, Z48	3988232	Z33
3980216	F3	3980628	H5	3981171	B3	3989306	Z56
3980218	F3	3980630	H5	3981192	R4	3989307	Z56
3980219	F3	3980632	H5	3981568	R2, R4	3989308	Z56
3980220	F3	3980667	V5, V7	3981569	R4	3989309	Z56
3980221	F3	3980708	V7	3981570	R4	5200205	V6
3980222	F3	3980766	F3	3981571	R4	5200219	E5, S6
3980223	F3	3980771	F3	3981602	E17	5200238	S6
3980303	F4, F5	3980772	F3	3981903	R2	5201521	V5, Z39
3980373	B18	3980792	F3	3981904	R2	5202527	V3
3980376	B18	3980818	F3	3981906	R2	5202528	V3
3980378	B18	3980823	F3	3981907	R2	5204649	B5, Z59
3980384	B18	3980839	C7	3981908	R2	5206975	V5, Z39
3980399	B18	3980880	H3	3981909	R2	5208953	Z39
3980402	B18	3980891	B3	3981910	R2	5208957	V5, Z39
3980406	B18	3980896	B3	3981911	R2	5209582	S6
3980419	B18	3980897	B3	3981912	R2	5209589	P5, H8, V3, V7
3980421	B18	3980904	B5	3981913	R2, R3	6001501	E5, E15
3980430	E17, E18	3980905	B5	3981915	R2, R3	6003027	H7
3980449	S5	3980906	C7	3981916	R2, R3	6517944	V6
3980488	S5	3980907	C7	3981917	R2	6517945	V6