

# MICHIGAN

## PARTS MANUAL

MODEL 85A

Series II

TRACTOR SHOVEL

Record Your Machine  
Serial Number Here

MB 4546


**CLARK  
EQUIPMENT**

LA BRUGEOISE ET NIVELLES s. a.

BRUGES - Belgium

**MICHIGAN**

Printed by Goegebeur  
Bruges (Belgium)



**MODEL 85A TRACTOR SHOVEL — SERIES II**

TS-3587-P

# LA BRUGEOISE ET NIVELLES S. A. - BELGIUM

## WHEN ORDERING REPAIR PARTS

To assure the best results and to maintain the original quality built into the machine it is important that genuine «Clark» Parts be used when new parts are required.

**IMPORTANT:** Always furnish the distributor with the machine serial number when ordering parts.

Order through your nearest Clark Distributor, for THE MICHIGAN LINE.  
Always give serial number of machine.  
Furnish: Quantity, Part Number and Description.

## WHEN PARTS ARE RECEIVED

Check immediately for quantity, correctness and condition.  
Advise your Michigan Distributor of any error.  
Claims for damages, during shipment, should be made to the carrier immediately.

## INDEX MODEL 85A Series II

A	Page		Page
Accelerator Pedal and Linkage .....	16	Bucket Leveling Hydraulic System .....	66
Air Cleaner Connections and Muffler .....	14	Bucket Leveling Master Cylinder .....	69
Air Pressure Sender Unit .....	48	Bucket Seat Assembly .....	12
Air Reservoir .....	48	Bucket Teeth Data .....	7
Ammeter .....	76		
Axle Assembly - Front drive .....	36	C	
Axel Assembly - Rear Drive Steer .....	38	Cab and Front Hood Group .....	11
Axle Mounting Parts .....	4	Cap, Upper Pivot .....	11
Axle Tie Rod .....	45	Carrier, Bucket .....	7
		Cigarette Lighter .....	75
B		Clip Diagram .....	81
Battery, Battery Box and Horn .....	77	Control Cover, Transmission .....	24
Battery Cables .....	79	Control Valve Assembly -	
Boom and Guide Bar .....	8	Bucket and Boom .....	73
Boom Cylinder Assembly .....	70	Control Valve Levers and Linkage .....	74
Brake Assembly - Front .....	49	Converter Assembly .....	29 - 30
Brake Assembly - Parking .....	53	Converter Charging Pump .....	32
Brake Assembly - Rear .....	50	Counterweight and Grille .....	5
Brake Controls .....	46	Cradle, Rear Drive Steer Axle .....	4
Brake Controls - Parking .....	54	Cuttings Edges, Bucket .....	7
Brake De-Clutch, Valve Assembly .....	55	Cylinder, Boom .....	70
Brake Lines .....	48	Cylinder, Bucket .....	71
Brake Power Cluster .....	52	Cylinder, Steering .....	59
Brake Wheel Cylinder .....	51		
Bucket and Boom Control Valve .....	73	D	
Bucket and Boom Hydraulic Pump .....	65	Decals .....	79A
Bucket and Boom Hydraulic System .....	68	De-Clutch Valve Assembly, Brake .....	55
Bucket, Carrier and Indicator .....	7	Differential and Carrier Assembly - Front .....	40
Bucket Cutting Edges .....	7	Differential and Carrier Assembly - Rear .....	42
Bucket Cylinder Assembly .....	71	Dipstick, Transmission Oil .....	34
		Drag Link, Steering .....	60

# LA BRUGEOISE ET NIVELLES S. A. - BELGIUM

	Page		Page
<b>E</b>			
Engine and Accessories .....	1	Hydraulic Pump - Converter Charging .....	32
Engine By-Pass Oil Filter - Cummins .....	3	Hydraulic Pump - Steering .....	32
Engine Controls .....	16	Hydraulic System - Bucket and Boom .....	68
Engine Hourmeter .....	76	Hydraulic System - Bucket Leveling .....	66
Engine Mounting Parts .....	2	Hydraulic System Steering .....	62
Engine Oil Pressure Sender Unit .....	1	Hydraulic System - Transmission and Torque Converter .....	34
Engine Temperature Sender Unit .....	1		
<b>F</b>			
Fender, Rear .....	9		
Fender, R.H. Front .....	11	Ignition Switch .....	76
Filter, Engine By-Pass Oil - Cummins .....	3	Indicator, Bucket .....	7
Filter, Steering System Oil .....	62	Instrument Panel, Front .....	75
Filter, Transmission and Converter Oil .....	34	Instrument Panel, Side .....	76
Flood Lamps .....	11		
Floorboards and Support .....	13	<b>L</b>	
Frame and Cradle Assembly .....	4	Lamp, Flood .....	11
Front Brake Assembly .....	49	Leveler Valve, Bucket .....	69
Front Differential and Carrier Assembly .....	40	Lever Assembly, Brake Hand .....	53
Front Drive Axle Assembly .....	36	Lighter, Cigarette .....	75
Front Hood .....	11	Light Switch .....	75
Front Instrument Panel .....	75	Light, Tail .....	5
Fuel Lines .....	17		
Fuel Sender Unit .....	18	<b>M</b>	
Fuel Tank .....	18	Master Cylinder, Bucket Leveling .....	69
Fuses .....	79A	Muffler and Tail Pipes .....	14
<b>G</b>			
Gauge, Clutch Pressure .....	75		
Gauges, Front Instrument Panel .....	75	<b>P</b>	
Gear Shift Levers and Linkage - Transmission .....	27	Panel, Instrument - Front .....	75
Governor, Air Compressor .....	48	Panel, Instrument - Side .....	76
Grille and Counterweight .....	5	Parking Brake Assembly .....	53
Guide Bar and Boom .....	8	Parking Brake Controls .....	54
Guide Bar Pipes .....	68	Planet Spider Assembly .....	43
		Power Cluster, Brake .....	52
<b>H</b>			
Head Lamp Assembly .....	11	Pressure Switch, Hourmeter .....	1
Hood, Front .....	11	Pressure Regulator Valve Assembly .....	31
Hood, Rear .....	9	Pressure Relief Valve, Steering System .....	63
Horn .....	77	Propeller Shaft Assemblies .....	44
Hourmeter, Engine .....	76	Pump, Bucket and Boom .....	65
Hourmeter Pressure Switch .....	1	Pump, Converter Charging .....	32
Hydraulic Oil Reservoir .....	64	Pump, Steering .....	32
Hydraulic Pump - Bucket and Boom .....	65		
		<b>R</b>	
		Radiator and Connections .....	15
		Rear Brake Assembly .....	50
		Rear Differential and Carrier Assembly .....	42
		Rear Drive Steer Assembly .....	38

# LA BRUGEOISE ET NIVELLES S. A. - BELGIUM

	Page		Page
Rear Fender .....	9	Tank, Fuel .....	18
Rear Hood and Fender Group .....	9	Teeth, Bucket .....	7
Relief Valve, Steering Pressure .....	63	Tie Rod Assembly .....	45
Reservoir, Air .....	48	Tools .....	79A
Reservoir, Hydraulic Oil .....	64	Torque Converter Assembly .....	29 - 30
		Torque Converter Charging Pump .....	32
		Transmission and Torque Converter Hydraulic System .....	34
<b>S</b>		Transmission Assembly .....	20 - 21 - 22
Safety and Pressure Regulating Valve .....	31	Transmission Control Cover .....	24
Seat and Support Group .....	12	Transmission Control Levers and Linkage .....	26
Sender Unit, Air Pressure .....	48	Transmission Gear Shift Levers and Linkage .....	27
Sender Unit, Converter Temperature .....	34	Transmission Mounting Parts .....	22
Sender Unit, Engine Oil Pressure .....	1	Transmission Oil Dipstick .....	34
Sender Unit, Engine Temperature .....	1		
Sender Unit, Fuel .....	18	<b>U</b>	
Side Instrument Panel .....	76	Upper Pivot Cap .....	11
Starter Push Button .....	76		
Steering Cylinder Assembly .....	59	<b>V</b>	
Steering Drag Link .....	60	Valve Assembly - Brake De-Clutch .....	55
Steering Gear Assembly .....	58	Valve Assembly, Pressure Regulator .....	31
Steering Hydraulic Pump .....	32	Valve, Control - Bucket and Boom .....	73
Steering Hydraulic System .....	62	Valve Control Levers and Linkage .....	74
Steering Linkage Group .....	56	Valve, Steering Pressure Relief .....	63
Steering System Oil Filter .....	62	Voltage Regulator Mounting Bracket .....	1
Steering System Pressure Relief Valve .....	63		
Steering Wheel .....	58	<b>W</b>	
Switch, Hourmeter Pressure .....	1	Wheel and Tire Date .....	82 - 82A
Switch, Ignition .....	76	Wheel Cylinder .....	51
Switch, Light .....	75	Wiring and Battery Cables .....	79
		Wiring Diagram .....	78
<b>T</b>			
Tail Light .....	5		
Tail Pipes and Muffler .....	14		

100

100

100



ENGINE AND ACCESSORIES - CUMMINS

All orders for engine assembly or components thereof should be placed with the nearest Cummins Engine Distributor Always give model, specifications and serial number of the engine when ordering parts. This data will be found on name-plate attached to the side of the engine.

Table with 4 columns: Item No., Part No., Description, No. Req'd. Rows include \*STARTING MOTOR, \*GENERATOR, \*VOLTAGE REGULATOR, BOLT, Regulator Attaching, NUT, Regulator to Bracket, SENDER UNIT, Oil Pressure, SENDER UNIT, Engine Temperature, SWITCH, Hourmeter Pressure, NIPPLE, TEE.

ENGINE AND ACCESSORIES - G.M.

All orders for engine assembly or components thereof should be placed with the nearest G.M. Diesel Distributor. To obtain proper items, it is necessary to provide your engine model, serial number and accessory group type number for the equipment required. This data is stamped on the options and accessories plate on the rocker cover of the engine.

Table with 4 columns: Item No., Part No., Description, No. Req'd. Rows include \*STARTING MOTOR, \*GENERATOR, \*VOLTAGE REGULATOR, BRACKET, Regulator Mounting, BOLT, Bracket Attaching, LKWSHR, Bracket Attaching, BOLT, Regulator to Bracket, NUT, Regulator to Bracket, SENDER UNIT, Oil Pressure, SENDER UNIT, Engine Temperature, SWITCH, Hourmeter Pressure, NIPPLE, TEE.

ENGINE AND ACCESSORIES - DAF

All orders for engine assembly or components thereof should be placed with the nearest DAF Diesel Distributor. Always give model, specifications and serial number of the engine when ordering parts. This data will be found on nameplate attached to the side of the engine.

Table with 4 columns: Item No., Part No., Description, No. Req'd. Rows include \*STARTING MOTOR, \*GENERATOR, \*VOLTAGE REGULATOR, \*BOLT, Regulator Attaching, \*NUT, Regulator to Bracket, SENDER UNIT, Oil Pressure, SENDER UNIT, Engine Temperature, SWITCH, Hourmeter Pressure, NIPPLE, TEE, SUPPORT, Governor, ADAPTER, HOSE, Governor, VOLTAGE REGULATOR Mtg BRACKET, \*BOLT, Bracket to Engine, \*L.W., Bracket to Engine.

\* These parts are furnished with engine. See your local Cummins, GM or Daf distributor for service or replacement of these parts.

WHEN ORDERING PARTS, ALWAYS STATE MODEL AND SERIAL NO. OF MACHINE

**ENGINE AND ACCESSORIES — LEYLAND**

All orders for engine assembly or components thereof should be placed with the nearest LEYLAND Diesel Distributor. To obtain proper items, it is necessary to provide your engine model, serial number and accessory group type number for the equipment required. This data is stamped on the options and accessories plate on the rocker cover of the engine.

Item No.	Part No.	Description	No. Req'd.
11	—	*STARTING MOTOR	—
12	—	*GENERATOR	—
13	—	*VOLTAGE REGULATOR	—
14	BN125091	BRACKET, Regulator Mounting	1
15	17C-620	BOLT, Bracket Attaching	2
16	4E-06	LKWSHR, Bracket Attaching	2
16A	17D-3	NUT, Bracket Attaching	2
17	BN125140	BOLT, Regulator to Bracket	4
18	BN125141	NUT, Regulator to Bracket	4
19	550832	SENDER UNIT, Oil Pressure	1
20	551323	SENDER UNIT, Engine Temperature	1
21	636260	SWITCH, Hourmeter Pressure	1
22	5K-106	NIPPLE	1
23	18F-1	TEE	1

**ENGINE AND ACCESSORIES — VOLVO**

All orders for engine assembly or components thereof should be placed with the nearest VOLVO Diesel Distributor. To obtain proper items, it is necessary to provide your engine model, serial number and accessory group type number for the equipment required. This data is stamped on the options and accessories plate on the rocker cover of the engine.

Item No.	Part No.	Description	No. Req'd.
11	—	*STARTING MOTOR	—
12	—	*GENERATOR	—
13	—	*VOLTAGE REGULATOR	—
14	—	*BRACKET, Regulator Mounting	1
15	—	*SCREW, Bracket Attaching	2
16	—	*BOLT, Voltage Reg. to Bracket	4
17	—	*LOCKWASHER, Voltage Reg. to Bracket	4
18	—	*NUT, Voltage Reg. to Bracket	4
19	550832	SENDER UNIT, Oil Pressure	1
20	551323	SENDER UNIT, Engine Temperature	1
21	636260	SWITCH, Hourmeter Pressure	1
22	5K-106	NIPPLE	1
23	18F-1	TEE	1

**ENGINE AND ACCESSORIES — PERKINS**

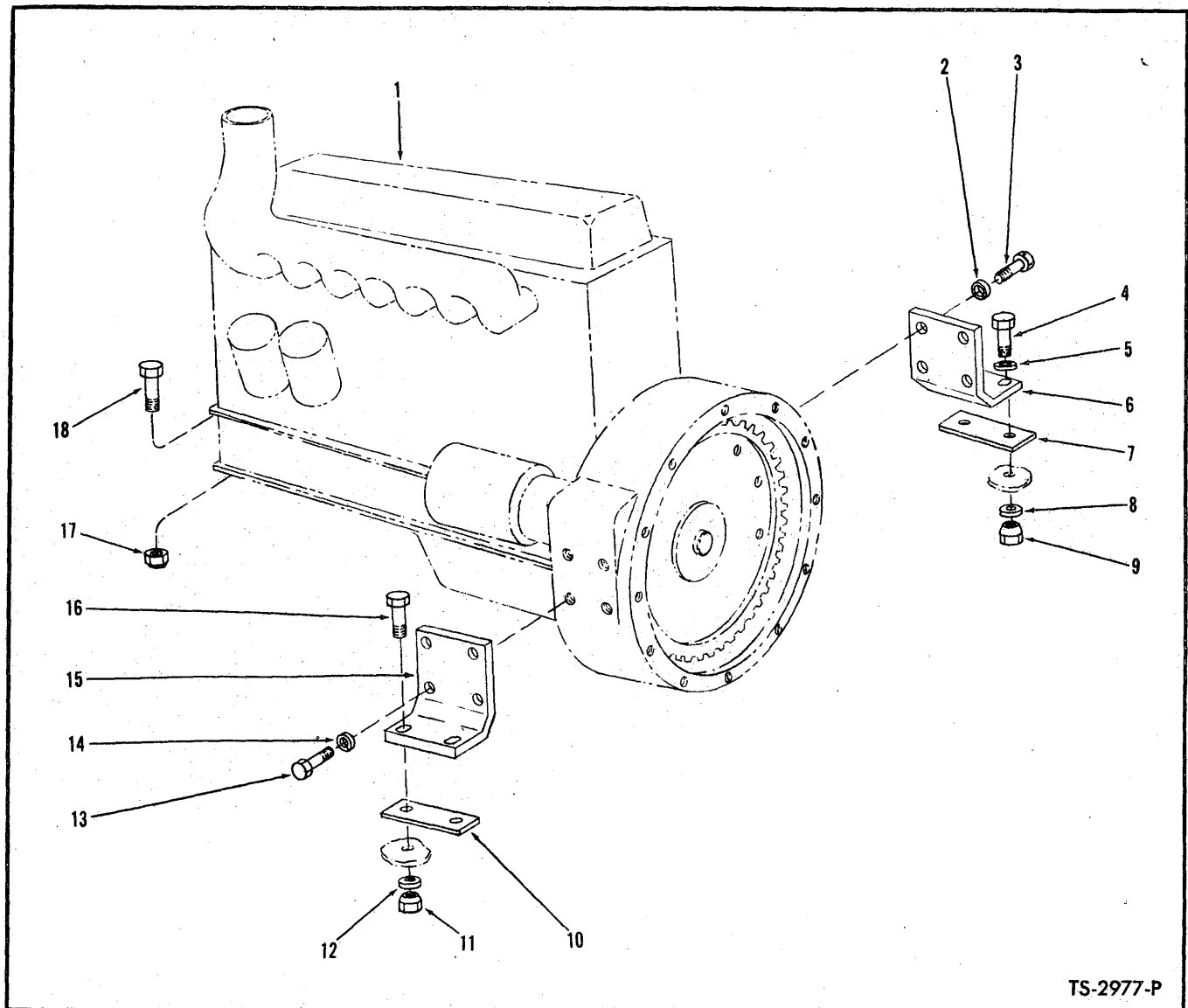
All orders for engine assembly or components thereof should be placed with the nearest PERKINS DIESEL Distributor. To obtain proper items, it is necessary to provide your engine model, serial number and accessory group type number for the equipment required. This data is stamped on the options and accessories plate on the rocker cover of the engine.

Item No.	Part No.	Description	No. Req'd.
11	—	*STARTING MOTOR	—
12	—	*GENERATOR	—
13	—	*VOLTAGE REGULATOR	—
14	BN126530	SUPPORT, Voltage Regulator	1
15	18C-820	BOLT, Bracket Attaching	2
16	4E-08	LKWSHR, Bracket Attaching	2
17	BN126621	SCREW, Regulator to Bracket	3
18	BN126622	NUT, Regulator to Bracket	3
19	550832	SENDER UNIT, Oil Pressure	1
20	551323	SENDER UNIT, Engine Temperature	1
21	636260	SWITCH, Hourmeter Pressure	1
22	5K-106	NIPPLE	1
23	18F-1	TEE	1

\*These parts are furnished with engine. See your local Leyland, Volvo or Perkins Distributor for service or replacement of these parts.

**WHEN ORDERING PARTS, ALWAYS STATE MODEL AND SERIAL NO. OF MACHINE**



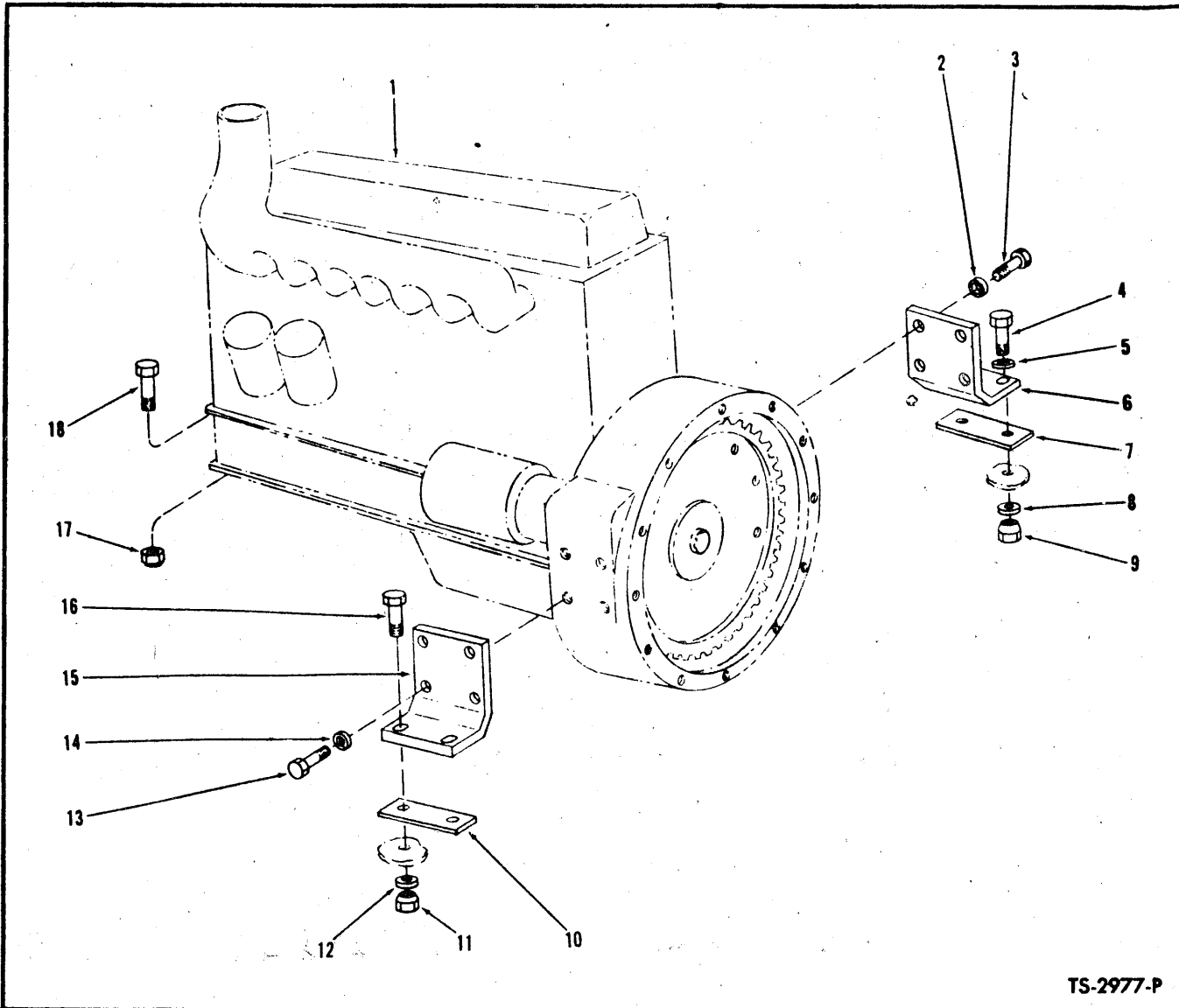


TS-2977-P

**ENGINE MOUNTING PARTS — DAF**

Item No.	Part No.	Description	No. Req'd.	Item No.	Part No.	Description	No. Req'd.
1	BN122825 DAF-DD575	ENGINE - See Engine Parts Manual	1	9	70D-08	NUT, Support to Frame	2
1A	BN120820	SUPPORT ENGINE REAR	1	10	536746	PAD, Support	1
1B	1C-620	BOLT, Support to Engine	6	11	71D-08	BASE, Support to Frame Nut	2
1C	1D-06	NUT, Support to Engine	6	12	70D-08	NUT, Support to Frame	2
1D	4E-06	LOCKNUT, Support to Engine	6	13	—	LKWSHR, Support to Engine - Furnished with Engine	4
2	—	LKWSHR; Support to Engine - Furnished with Engine	4	14	—	BOLT, Support to Engine - Furnished with Engine	4
3	—	BOLT, Support to Engine - Furnished with Engine	4	15	BN122820	SUPPORT, Engine RH	1
4	18C-832	BOLT, Support to Frame	2	16	18C-832	BOLT, Support to Frame	2
5	619029	WASHER, Support to Frame	2	17	BN117351	LOCKNUT, Engine Support Rear to Frame	1
6	BN122820	SUPPORT, Engine LH	1	18	1C-1040	BOLT, Engine Support Rear to Frame	1
7	536746	PAD, Support	1	18A	BN117352	WASHER, Engine Support Rear to Frame	1
8	71D-08	BASE, Support to Frame Nut	2				

**WHEN ORDERING PARTS, ALWAYS STATE MODEL AND SERIAL NO. OF MACHINE**



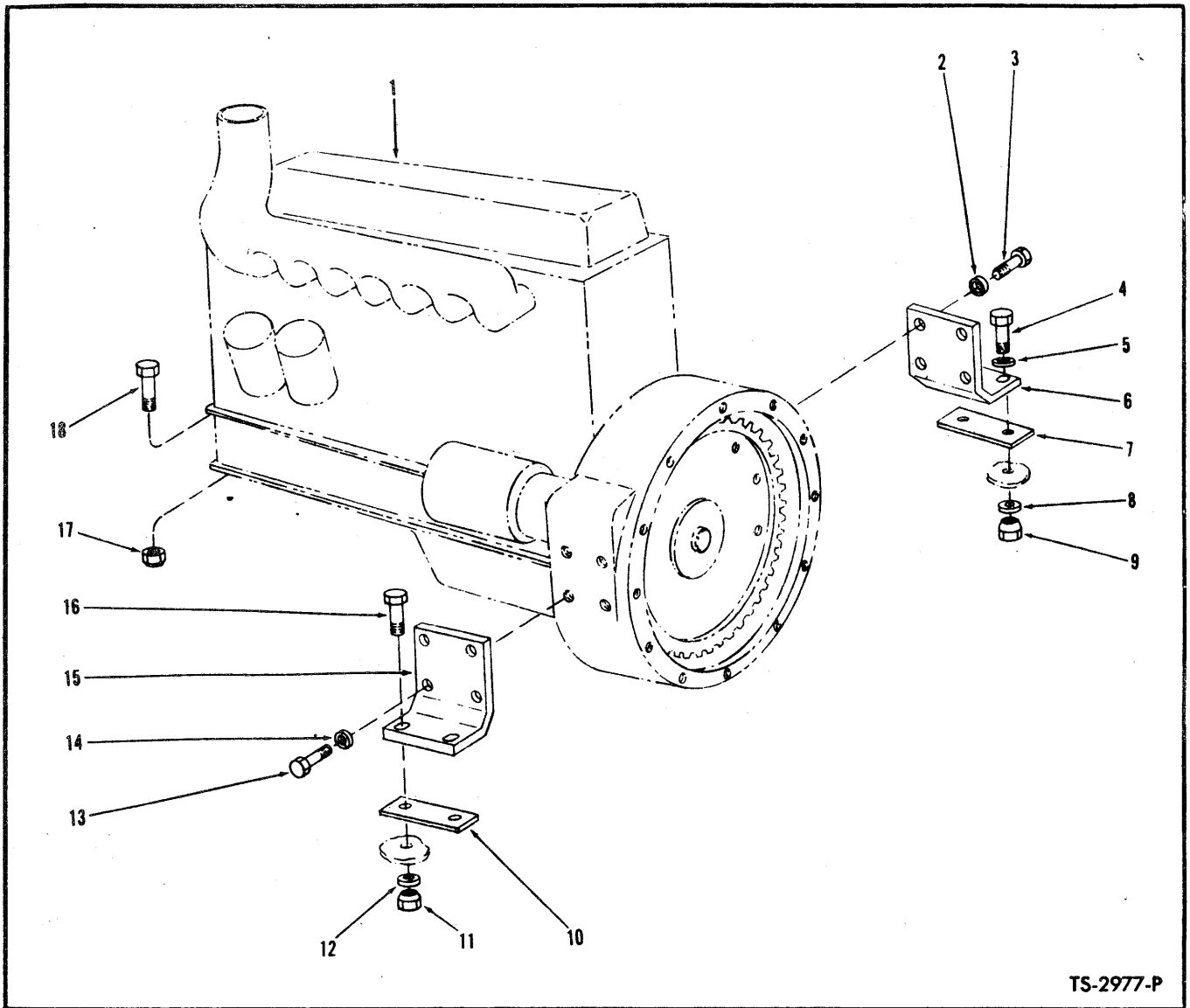
TS-2977-P

**ENGINE MOUNTING PARTS — LEYLAND**

Item No.	Part No.	Description	No. Req'd.	Item No.	Part No.	Description	No. Req'd.
1	BN122828	ENGINE — See Engine Parts Manual	—	10	536746	PAD, Support	1
2	4E-08	LKWHR, Support to Engine	4	11	70D-08	NUT, Support to Frame	2
3	BN124866	BOLT, Support to Engine	4	12	71D-08	BASE, Support to Frame Nut	2
4	18C-832	BOLT, Support to Frame	2	13	BN124866	BOLT, Support to Engine	4
5	619029	WASHER, L. H. Support to Frame	4	14	4E-08	LKWHR, Support to Engine	4
6	BN122760	SUPPORT, Engine — L. H.	1	15	BN122759	SUPPORT, Engine — R.H.	1
7	536746	PAD, Support	1	16	18C-832	BOLT, Support to Frame	2
8	71D-08	BASE, Support to Frame Nut	2	17	1D-10	NUT, Engine Support Rear to Frame	1
9	70D-08	NUT, Support to Frame	2	17A	619031	L.W., Engine Support Rear to Frame	1
				18	1C-1040	NUT, Engine Support Rear to Frame	1
				19	BN122773	†ENGINE, Support Rear	1
				20	BN123591	†ENGINE, Mtg Pad Rear	1
				21	18C-620	†BOLT, Support Rear to Engine	6
				22	18D-06	†NUT, Support Rear to Engine	6

†Not illustrated

**WHEN ORDERING PARTS, ALWAYS STATE MODEL AND SERIAL NO. OF MACHINE**

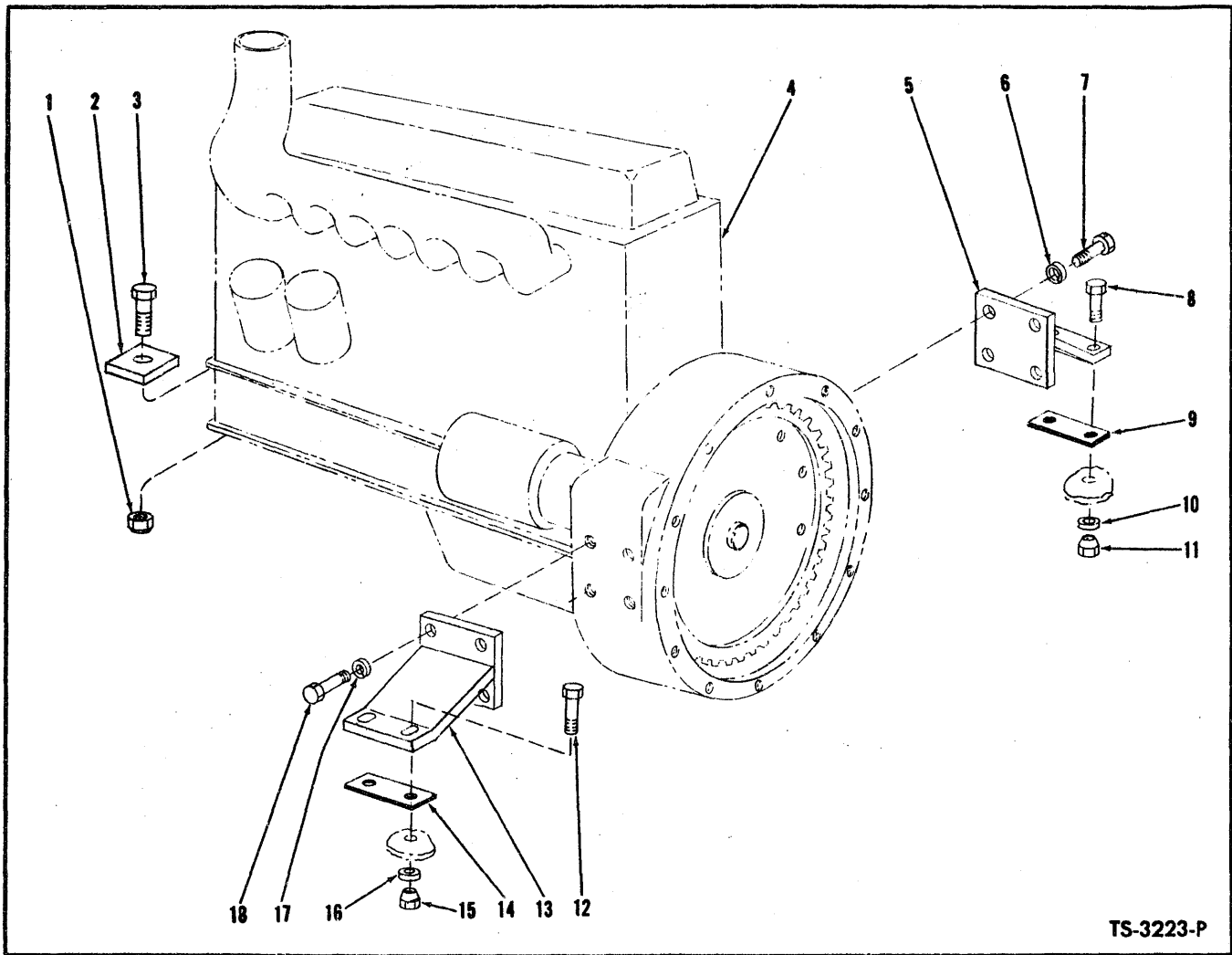


TS-2977-P

**ENGINE MOUNTING PARTS — G.M.**

Item No.	Part No.	Description	No. Req'd.	Item No.	Part No.	Description	No. Req'd.
1	—	ENGINE — See Engine Parts Manual	—	10	536746	PAD, Support	1
2	4E-08	LKWSHR, Support to Engine	4	11	70D-08	NUT, Support to Frame	2
3	17C-824	BOLT, Support to Engine	4	12	71D-08	BASE, Support to Frame Nut	2
4	18C-832	BOLT, Support to Frame	2	13	17C-824	BOLT, Support to Engine	4
5	619029	WASHER, L. H. Support to Frame	2	14	4E-08	LKWSHR Support to Engine	4
6	540230	SUPPORT, Engine — L. H.	1	15	540229	SUPPORT, Engine — R. H.	1
7	536746	PAD, Support	1	16	18C-832	BOLT, Support to Frame	2
8	71D-08	BASE, Support to Frame Nut	2	17	18D-08	NUT, Front Engine to Frame	2
9	70D-08	NUT, Support to Frame	2	18	18C-828	BOLT, Front Engine to Frame	2

**WHEN ORDERING PARTS, ALWAYS STATE MODEL AND SERIAL NO. OF MACHINE**

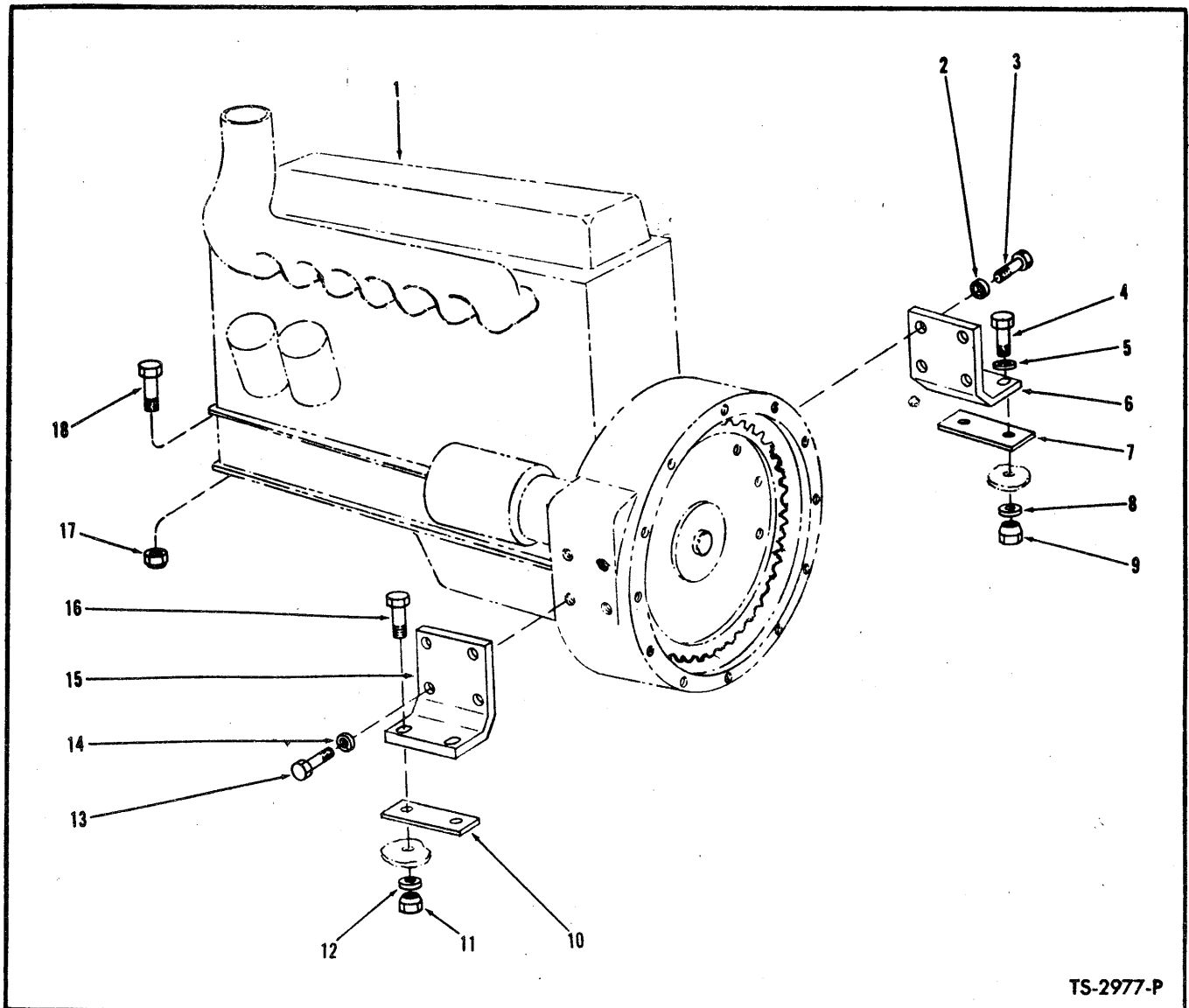


TS-3223-P

**ENGINE MOUNTING — CUMMINS**

Item No.	Part No.	Description	No. Req'd.
1	18D-10	NUT, Engine Trunnion to Frame	2
2	527350	BLOCK, Trunnion to Frame	2
3	18C-1052	BOLT, Engine Trunnion to Frame	2
4	—	ENGINE — See Engine Parts Manual	—
5	546705	SUPPORT, L.H. Engine	1
6	4E-08	LKWSHR, Support to Engine	4
7	17C-820	BOLT, Support to Engine	4
8	18C-832	BOLT, Support to Frame	2
9	536746	PAD, Support to Frame	1
10	71D-08	BASE, Support to Frame Nut	2
11	70D-08	NUT, Support to Frame	2
12	18C-832	BOLT, Support to Frame	2
13	546706	SUPPORT, R.H. Engine	1
14	536746	PAD, Support to Frame	1
15	70D-08	NUT, Support to Frame	2
16	71D-08	BASE, Support to Frame Nut	2
17	4E-08	LKWSHR, Support to Engine	4
18	17C-820	BOLT, Support to Engine	4

**WHEN ORDERING PARTS, ALWAYS STATE MODEL AND SERIAL NO. OF MACHINE**



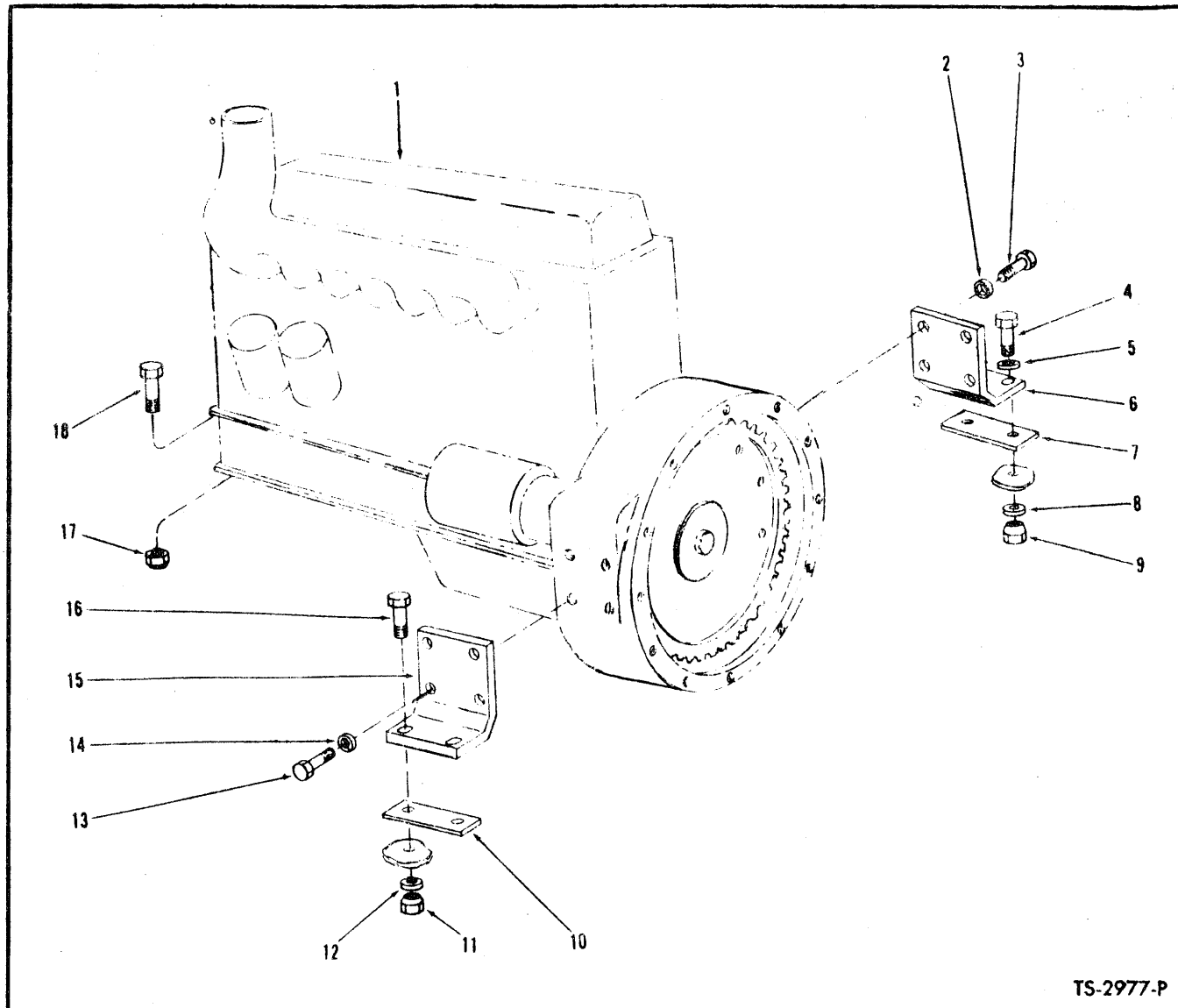
TS-2977-P

**ENGINE MOUNTING PARTS — VOLVO**

Item No.	Part No.	Description	No. Req'd.	Item No.	Part No.	Description	No. Req'd.
1	BN122826	ENGINE — See Engine Parts Manual	—	10	536746	PAD, Support	1
2	4E-08	LKWSHR, Support to Engine	4	11	17D-08	NUT, Support to Frame	2
3	BN125841	BOLT, Support to Engine	4	12	4E-08	SUPPORT TO FRAME, Nut	2
4	17C-840	BOLT, Support to Frame	2	13	BN125841	BOLT, Support to Engine	4
5	619029	WASHER, L. H. Support to Frame	4	14	4E-08	LKWSHR, Support to Engine	4
6	BN122629	SUPPORT, Engine — L. H.	1	15	BN122628	SUPPORT, Engine — R.H.	1
7	536746	PAD, Support	1	16	17C-840	BOLT, Support to Frame	2
8	4E-08	LKWSHR, Support to Frame Nut	2	17	1D-10	NUT, Engine Support Rear to Frame	1
9	17D-08	NUT, Support to Frame	2	17A	619031	WASHER, Engine Supp. Rear to Frame	1
				18	1C-1040	BOLT, Engine Support Rear to Frame	1
				19	BN118904	ENGINE, Support Rear	1
				19A	BN123378	†PAD, Engine Support Rear	1
				20	BN125842	†BOLT, Support to Engine	8
				21	4E-08	†LKWSHR, Support to Engine	8

†Not illustrated

**WHEN ORDERING PARTS, ALWAYS STATE MODEL AND SERIAL NO. OF MACHINE**



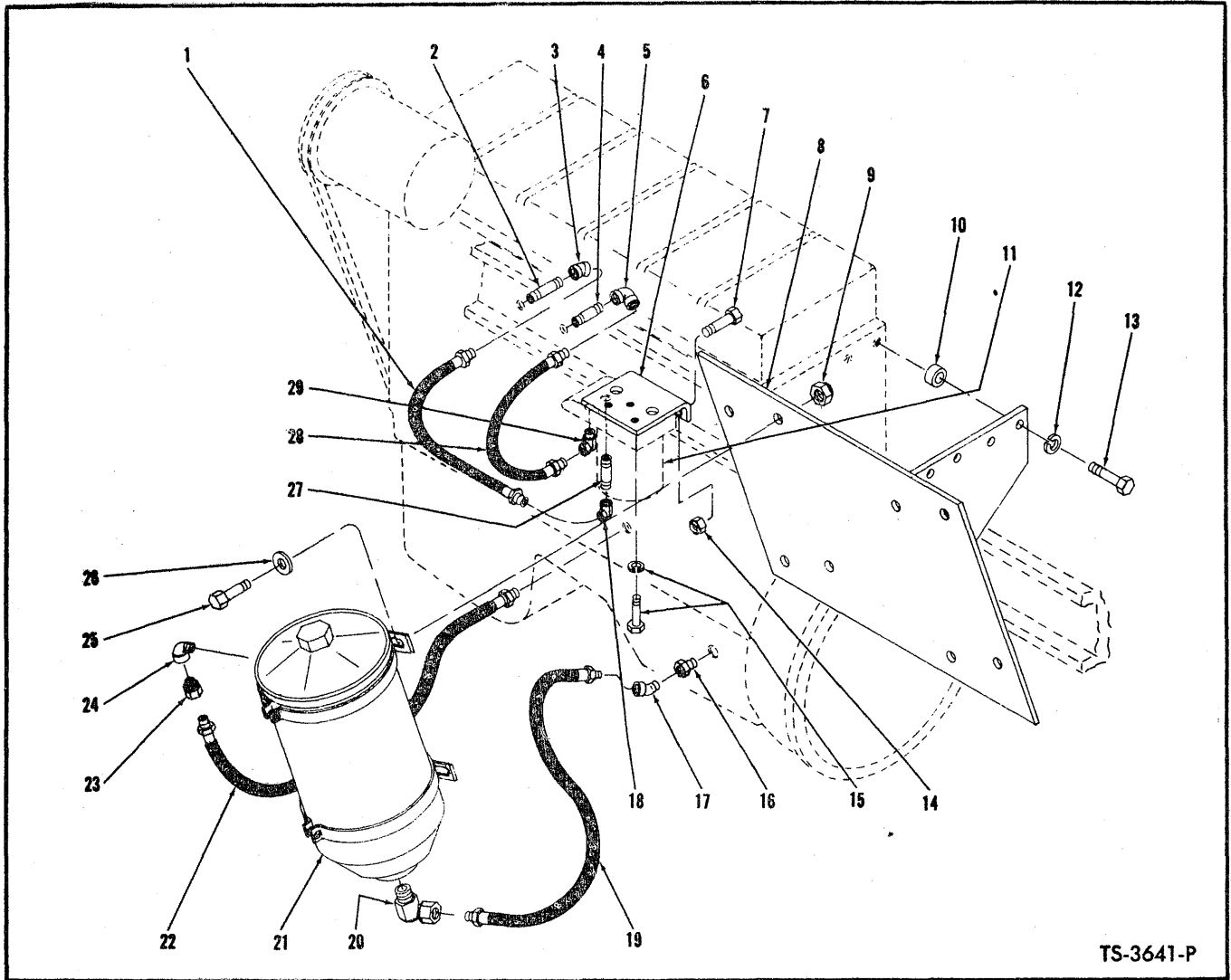
TS-2977-P

**ENGINE MOUNTING PARTS — PERKINS**

Item No.	Part No.	Description	No. Req'd.	Item No.	Part No.	Description	No. Req'd.
1	BN122829	ENGINE, See Engine Parts Manual	—	13	18C-820	BOLT, Support to Engine	4
2	4E-08	LKWSHR, Support to Engine	4	14	4E-08	LKWSHR, Support to Engine	4
3	18C-820	BOLT, Support to Engine	4	15	BN125693	ENGINE, Support - R.H.	1
4	18C-832	BOLT, Support to Frame	2	16	18C-832	BOLT, Support to Frame	2
5	619029	WASHER, L.H. Support to Frame	2	17	18D-08	LOCKNUT, Engine Support Rear to Frame	1
6	BN125693	ENGINE SUPPORT - L.H.	1	18	18C-836	BOLT, Engine Support Rear to Frame	1
7	BN125833	PAD, Engine Support	1	18A	BN125699	†ENGINE, Support Rear	1
8	71D-08	BASE, Support to Frame Nut	2	18B	BN125835	†PAD, Engine Support Rear	1
9	70D-08	NUT, Support to Frame	2	18C	18C-720	†BOLT, Engine Support to Engine	8
10	BN125833	PAD, Engine Support	1	18D	4E-07	†L.W., Engine Support to Engine	8
11	70D-08	NUT, Support to Frame	2				
12	71D-08	BASE, Support to Frame Nut	2				

†Not illustrated

**WHEN ORDERING PARTS, ALWAYS STATE MODEL AND SERIAL NO. OF MACHINE**



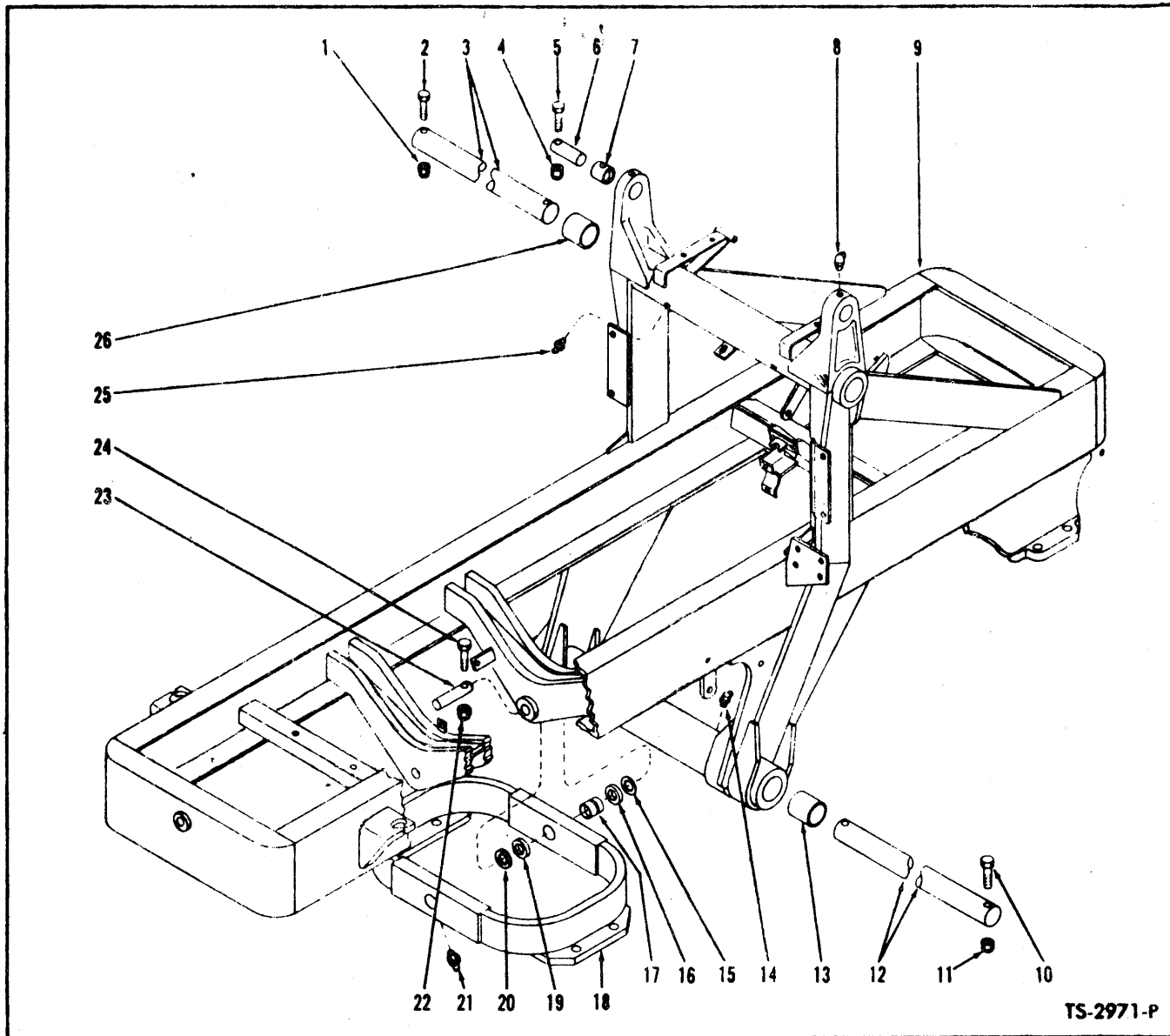
TS-3641-P

**ENGINE OIL FILTER — CUMMINS**

Item No.	Part No.	Description	No. Req'd.	Item No.	Part No.	Description	No. Req'd.
1	548424	HOSE, Filter to Engine	1	15A	4E-07	LKWSHR, Filter to Bracket	3
2	5K-612	NIPPLE	1	16	356615	BUSHING, Reducing	1
3	23F-5	ELBOW	1	17	25F-2	ELBOW	1
4	5K-612	NIPPLE	1	18	32F-5	ADAPTER UNION	1
5	24F-5	ELBOW	1	19	624457	HOSE, Filter Return	1
6	547463	BRACKET, Lube Filter	1	20	33F-2	ADAPTER UNION	1
7	18C-632	BOLT, Bracket to Frame	2	21	524526	FILTER ASSY, By-Pass Oil (Inc. 21A)	1
8	547518	BRACKET, By-Pass Filter	1	21A	943954	†CARTRIDGE KIT	1
9	18D-05	NUT, Filter to Bracket	4	22	539981	HOSE, Filter Inlet	1
10	546642	SPACER, Bracket to Engine	2	23	672758	ADAPTER UNION	1
11	-----	FILTER, Lube Oil — Furnished with Engine	1	24	26F-2	ELBOW, Hose to Filter	1
12	4E-08	LKWSHR, Bracket to Engine	2	25	18C-516	BOLT, Filter to Bracket	4
13	17C-824	BOLT, Bracket to Engine	2	26	619019	WASHER, Filter to Bracket	4
14	18D-06	NUT, Bracket to Frame	2	27	5K-628	NIPPLE, Filter	1
15	17C-716	BOLT, Filter to Bracket	3	28	536513	HOSE	1
				29	31F-5	ADAPTER UNION	1

†Not Illustrated

**WHEN ORDERING PARTS, ALWAYS STATE MODEL AND SERIAL NO. OF MACHINE**



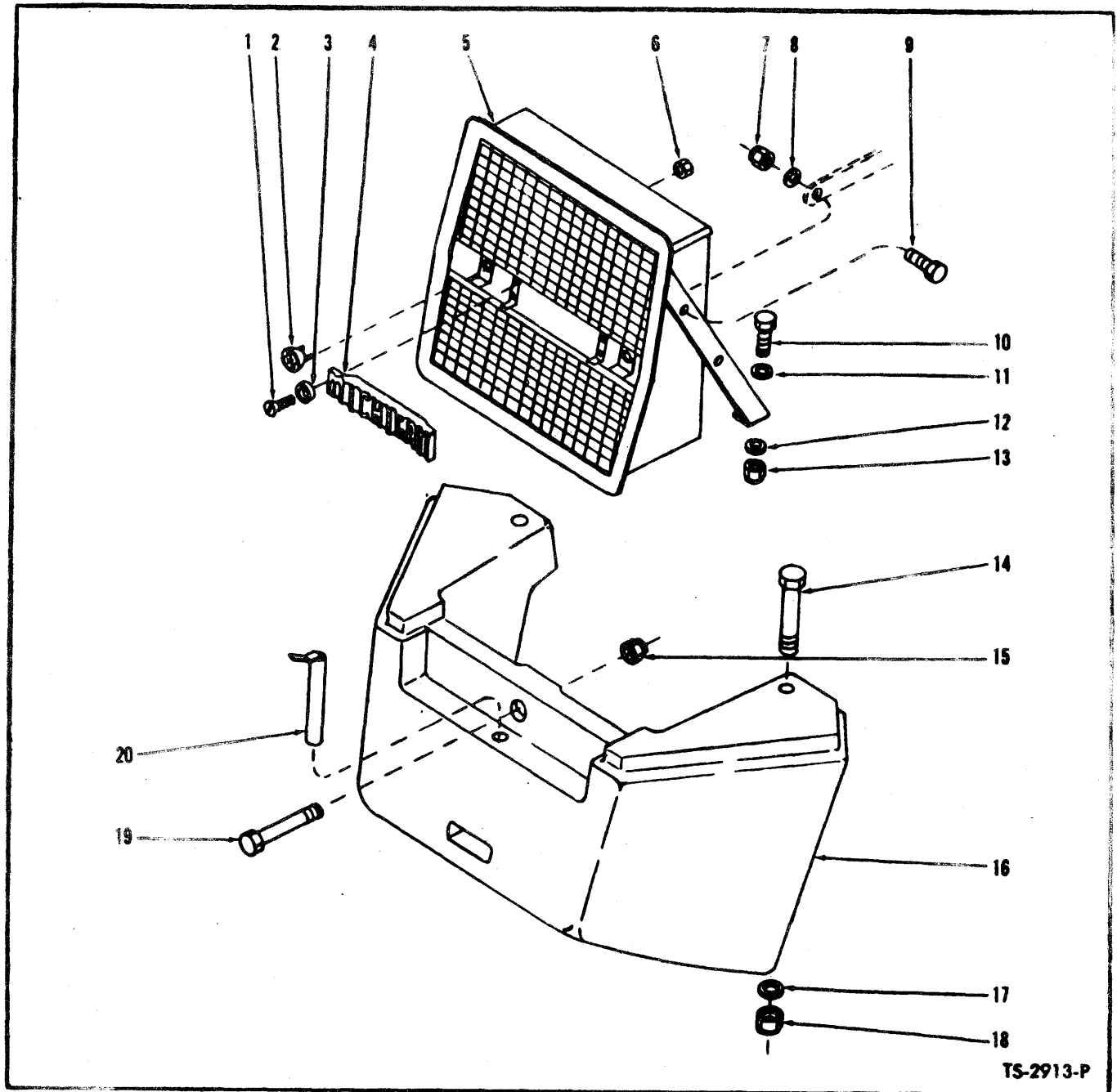
**FRAME AND CRADLE ASSEMBLY**

Item No.	Part No.	Description	No. Req'd.	Item No.	Part No.	Description	No. Req'd.
1	18D-08	NUT, Shaft Retaining Bolt	2	12	537823	SHAFT, Cylinder Pivot	1
2	18C-880	BOLT, Shaft Retaining	2	13	538599	BUSHING, Pivot Tube	2
3	537824	SHAFT, Boom Pivot	1	14	10H-25	FITTING, Pivot Shaft Grease	2
4	18D-08	NUT, Pin Retaining Bolt	2	15	551348	‡WASHER, Cradle to Frame— $\frac{1}{8}$ "	—
5	18C-872	BOLT, Pin Retaining	2	16	551347	‡WASHER, Cradle to Frame— $\frac{1}{8}$ "	—
6	550188	PIN, Guide Bar to Frame	2	17	538585	BUSHING, Cradle	2
7	537802	BUSHING, Guide Bar	2	18	536104	CRADLE ASSY, Rear Axle (Inc. 17)	1
8	12H-25	FITTING, Guide Bar Grease	2	19	551347	‡WASHER, Cradle to Frame— $\frac{1}{8}$ "	—
9		FRAME ASSY (Inc. 7, 13, 26)	—	20	551348	‡WASHER, Cradle to Frame— $\frac{1}{8}$ "	—
9A	BN123252	For Cummins Powered Machines	1	21	10H-25	FITTING, Cradle Grease	2
9B	BN123192	For G.M. Powered Machines	1	22	18D-08	NUT, Pin Retaining Bolt	2
9C	BN122898	For Daf Powered Machines	1	23	536100	PIN, Cradle to Frame	2
9D	BN123598	For Leyland Powered Machines	1	24	18C-856	BOLT, Pin Retaining	2
9E	BN122659	For Volvo Powered Machines	1	25	10H-25	FITTING, Boom Pivot Shaft Grease	2
9F	BN125819	For Perkins Powered Machines	1	26	538599	BUSHING, Boom Pivot	2
10	18C-1080	BOLT, Shaft Retaining	2				
11	18D-10	NUT, Shaft Retaining Bolt	2				

‡As Required

**WHEN ORDERING PARTS, ALWAYS STATE MODEL AND SERIAL NO. OF MACHINE**



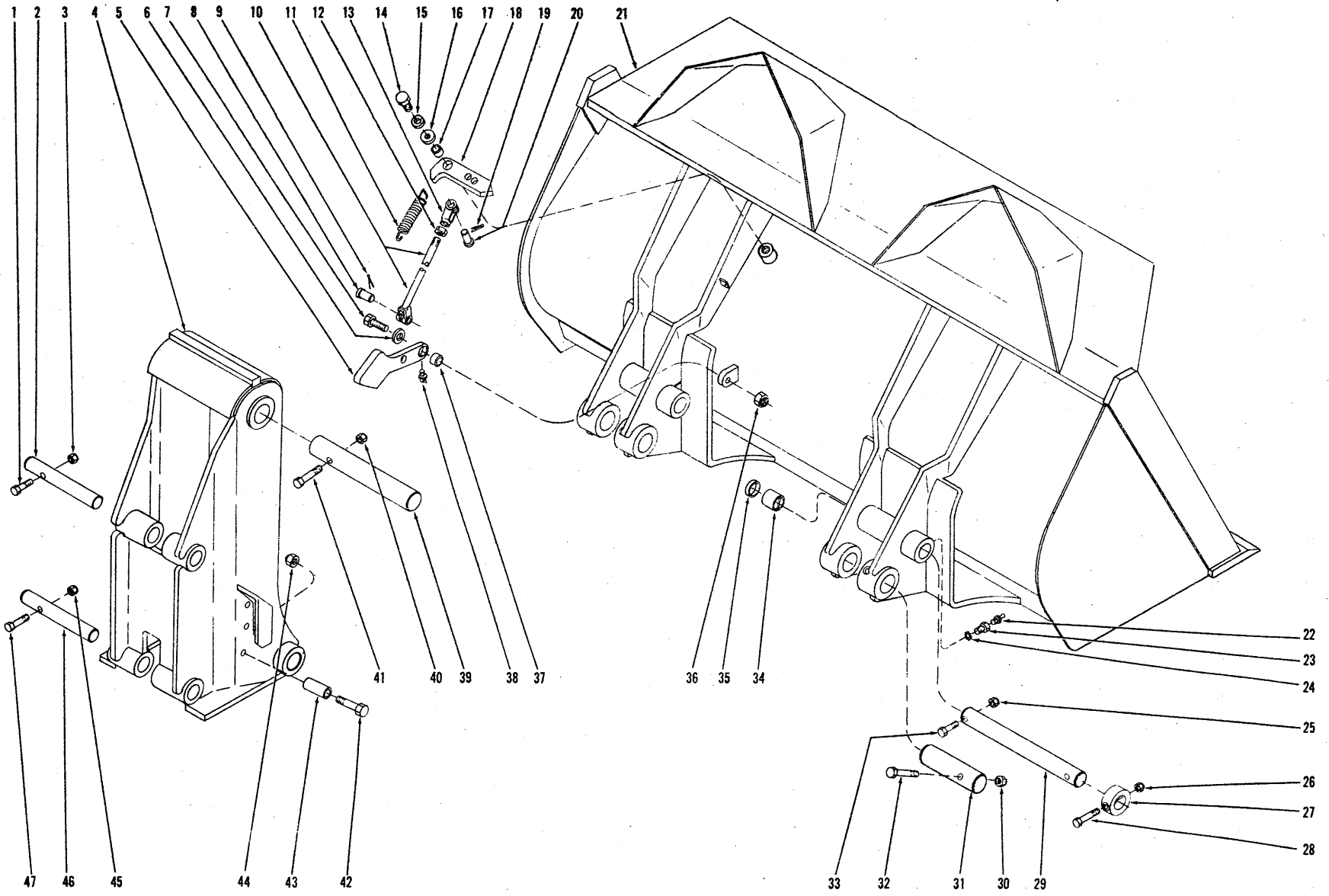


TS-2913-P

**COUNTERWEIGHT AND GRILLE**

Item No.	Part No.	Description	No. Req'd.	Item No.	Part No.	Description	No. Req'd.
1	7G-418	SCREW, Name Plate to Grille	4	10	18C-828	BOLT, Grille to Frame	4
2	539631	TAIL LIGHT (Only for GM, Cummins, DAF & Perkins)	2	11	619029	WASHER, Grille to Frame	4
2A	BN127499	BULB FOR TAIL LIGHT (Only for Volvo & Leyland powered machines)	2	12	71D-08	BASE, Grille to Frame Nut	4
2B	BN127498	BULB FOR STOP LIGHT (Only for Volvo & Leyland powered machines)	2	13	70D-08	NUT, Grille to Frame	4
3	20E-04	LKWSHR, Name Plate to Grille	4	14	24C-1288	BOLT, Counterweight to Frame - Side	2
4	535649	NAME PLATE, Grille	1	15	68D-16	NUT, Counterweight to Frame - Rear	1
		GRILLE, RADIATOR		16	BN125104	COUNTERWEIGHT	1
		Perkins powered machines	1	17	588187	WASHER, Counterweight to Frame - Side	2
5A	BN123199	For GM, Cummins, Daf, Leyland,		18	68D-12	NUT, Counterweight to Frame - Side	2
5B	BN123434	For Volvo Powered Machines	1	19	24C-1688	BOLT, Counterweight to Frame - Rear	1
6	17D-1	NUT, Tail Light to Grille	4	19A	589596	FLAT WASHER	1
7	18D-06	NUT, Radiator Clip to Grille	2	20	538201	PIN, Drawbar	1
8	619023	WASHER, Radiator Clip to Grille	2	21	---	Not used	---
9	18C-618	BOLT, Radiator Clip to Grille	2	22	---	Not used	---
				23	---	Not used	---

**WHEN ORDERING PARTS, ALWAYS STATE MODEL AND SERIAL NO. OF MACHINE**



BUCKET, CARRIER AND INDICATOR

TS-2919-P

**BUCKET, CARRIER, AND INDICATOR**

Item No.	Part No.	Description	No. Req'd.	Item No.	Part No.	Description	No. Req'd.
1	18C-864	BOLT, Pin Retaining	2	25	18D-10	NUT, Carrier to Bucket Pin Retaining Bolt	2
2	589098	PIN, Carrier to Guide Bar	2	26	18D-10	NUT, Carrier to Bucket Pin Retaining Bolt	2
3	18D-10	NUT, Pin Retaining Bolt	2	27	587715	COLLAR, Locking	2
4	589095	CARRIER, Bucket — Left Hand	1	28	18C-1072	BOLT, Carrier to Bucket Pin Retaining	2
4A	589093	†CARRIER, Bucket — Right Hand	1	29	532416	PIN, Carrier to Bucket Retaining	2
5	557075	CAM, Indicator	1	30	18D-08	NUT, Cylinder to Bucket Retaining Pin Bolt	2
6	616796	WASHER, Cam to Bucket	1	31	538010	PIN, Cylinder to Bucket Retaining	2
7	18C-844	BOLT, Cam to Bucket	1	32	18C-872	BOLT, Cylinder to Bucket Retaining Pin	2
8	878693	PIN, Rod to Cam Clevis	1	33	18C-1072	BOLT, Carrier to Bucket Pin Retaining	2
9	1F-414	COTTER, Clevis Pin	1	34	540406	BUSHING, Bucket	4
10		ROD, Cam to Pointer		35	532378	SEAL, Dust	4
10A	557161	For Bucket No. 537586, 545599, 545617	1	36	18D-08	NUT, Cam to Bucket	1
11		Not used		37	550646	SLEEVE, Cam to Bucket	1
12	8D-08	NUT, Clevis Jam	1	38	12H 15	FITTING, Cam Grease	1
13	2J-8300	CLEVIS, Rod to Pointer	1	39	589097	PIN, Cylinder to Carrier Retaining	2
14	18C-820	BOLT, Pointer to Bucket	1	40	18D-08	NUT, Cylinder to Carrier Retaining Pin Bolt	2
15	4E-08	LKWSHR, Pointer to Bucket	1	41	18C-1072	BOLT, Cylinder to Carrier Retaining Pin	2
16	616796	WASHER, Pointer to Bucket	1	42	18C-1068	BOLT, Tube to Carrier	1
17	541730	SLEEVE, Pointer to Bucket	1	43	557085	TUBE Dia 1"	2
18	557156	POINTER	1	43A	557084	TUBE Dia 2"	2
19	1F-414	COTTER, Clevis Pin	1	44	18D-10	NUT, Tube to Carrier	1
20	4F-08127	PIN, Rod to Pointer Clevis	1	45	18D-08	NUT, Pin Retaining Bolt	2
21		BUCKET (Inc. 23, 24, 34) — See Chart Below	1	46	537702	PIN, Carrier to Boom Retaining	2
22	10H-35	FITTING, Bucket Grease	4	47	18C-868	BOLT, Pin Retaining	2
23	532118	BOLT, Grease Fitting	4				
24	7E-08	LKWSHR, Grease Fitting Bolt	4				

†Not Illustrated

**BUCKET ASSEMBLY DATA**

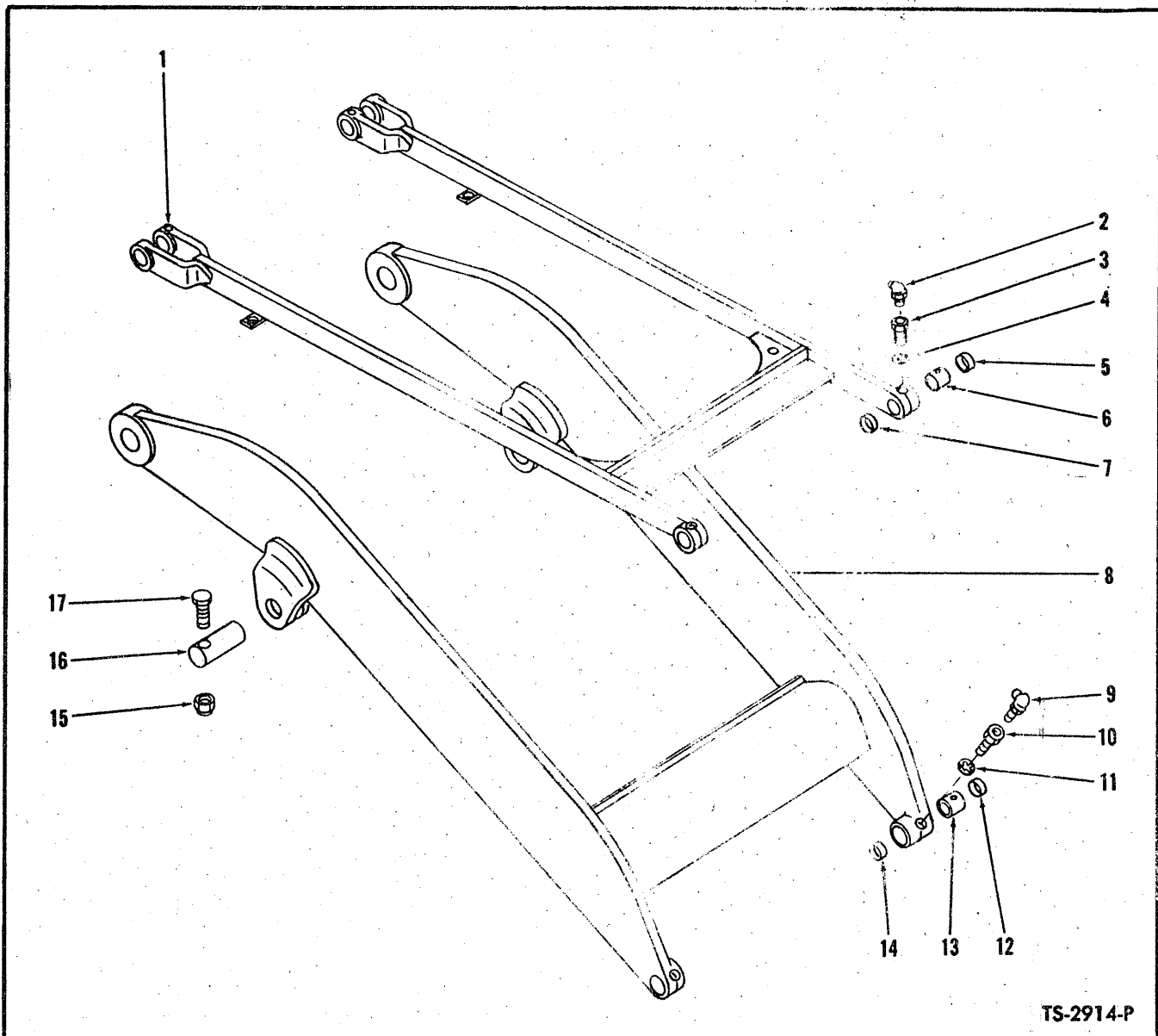
BUCKET			MAIN CUTTING EDGE				SIDE CUTTING EDGE			
Width	Capacity	Part No.	Part No.	Size	Approx. Wt.	R.H. Part No.	L.H. Part No.	Size	Weight	
81½"	1¼ cu. yd.	545731	545734	1 x 9 x 82¼	183	*545738	*545739	¾ x 6 x 36⅞	40	
91½"	1¾ cu. yd.	537586	531969	1 x 9 x 92¼	206	*537591	*537592	¾ x 6 x 43¼	44	
99½"	2 cu. yd.	545617	545620	1 x 9 x 100¼	224	*545624	*545625	¾ x 6 x 42⅞	44	
111½"	2¾ cu. yd.	545599	545602	1 x 9 x 112¼	250	*545606	*545607	¾ x 6 x 49⅞	51	

\*NOTE: ¾" x 6" x 10" segments are available for above side cutting edges, 548970—R.H. and 548971—L.H.—Approximate weight 10 lbs

**BUCKET TEETH DATA**

Bucket Width	One Piece Tooth No.	Replaceable Tip Tooth No.	No. Req'd.	Replaceable Tip No.	Replaceable Tip Pin No.
81½	552154	529968	8	529970	529971
91½	552154	529968	9	529970	529971
99½	552154	529968	9	529970	529971
111½	552154	529968	10	529970	529971

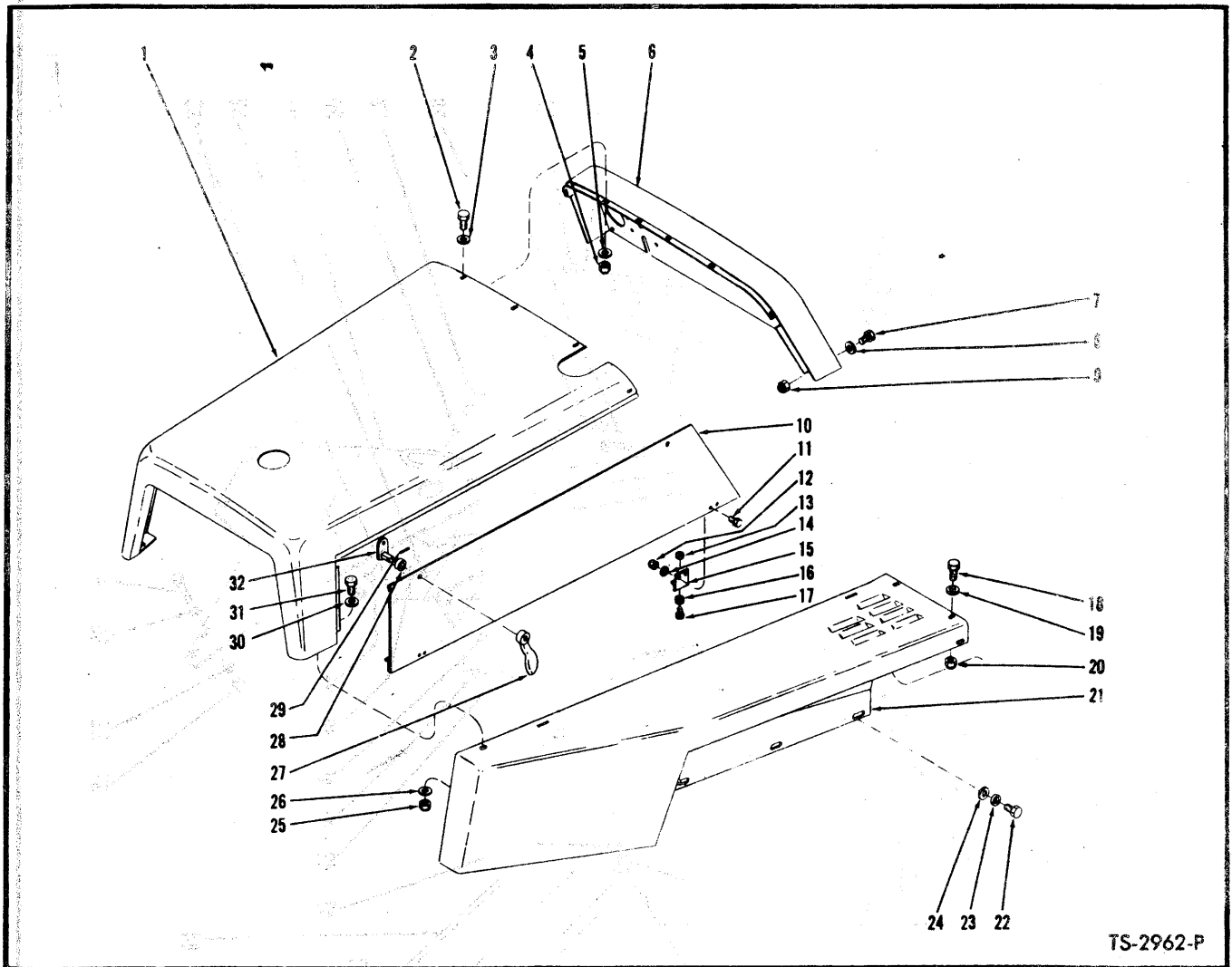
**WHEN ORDERING PARTS, ALWAYS STATE MODEL AND SERIAL NO. OF MACHINE**



**BOOM AND GUIDE BAR**

Item No.	Part No.	Description	No. Req'd.	Item No.	Part No.	Description	No. Req'd.
1	534403	GUIDE BAR ASSY (Inc. 3, 4, 6)	1	10	532118	BOLT, Boom to Carrier Pin Retaining	2
2	12H-25	FITTING, Guide Bar Grease	2	11	7E-08	LKWSHR, Boom to Carrier Pin Retaining	2
3	532118	BOLT, Guide Bar Pin Retaining	2	12	532125	DUST SEAL, Boom	2
4	7E-08	LKWSHR, Guide Bar Pin Retaining	2	13	532162	BUSHING, Boom	2
5	532125	DUST SEAL, Guide Bar	2	14	532125	DUST SEAL, Boom	2
6	532162	BUSHING, Guide Bar	2	15	18D-08	NUT, Pin Retaining	2
7	532125	DUST SEAL, Guide Bar	2	16	516861	PIN, Boom Cylinder to Boom	2
8	537772	BOOM ASSY (Inc. 10, 11, 13)	1	17	18C-864	BOLT, Pin Retaining	2
9	12H-25	FITTING, Boom Grease	2				

**WHEN ORDERING PARTS, ALWAYS STATE MODEL AND SERIAL NO. OF MACHINE**

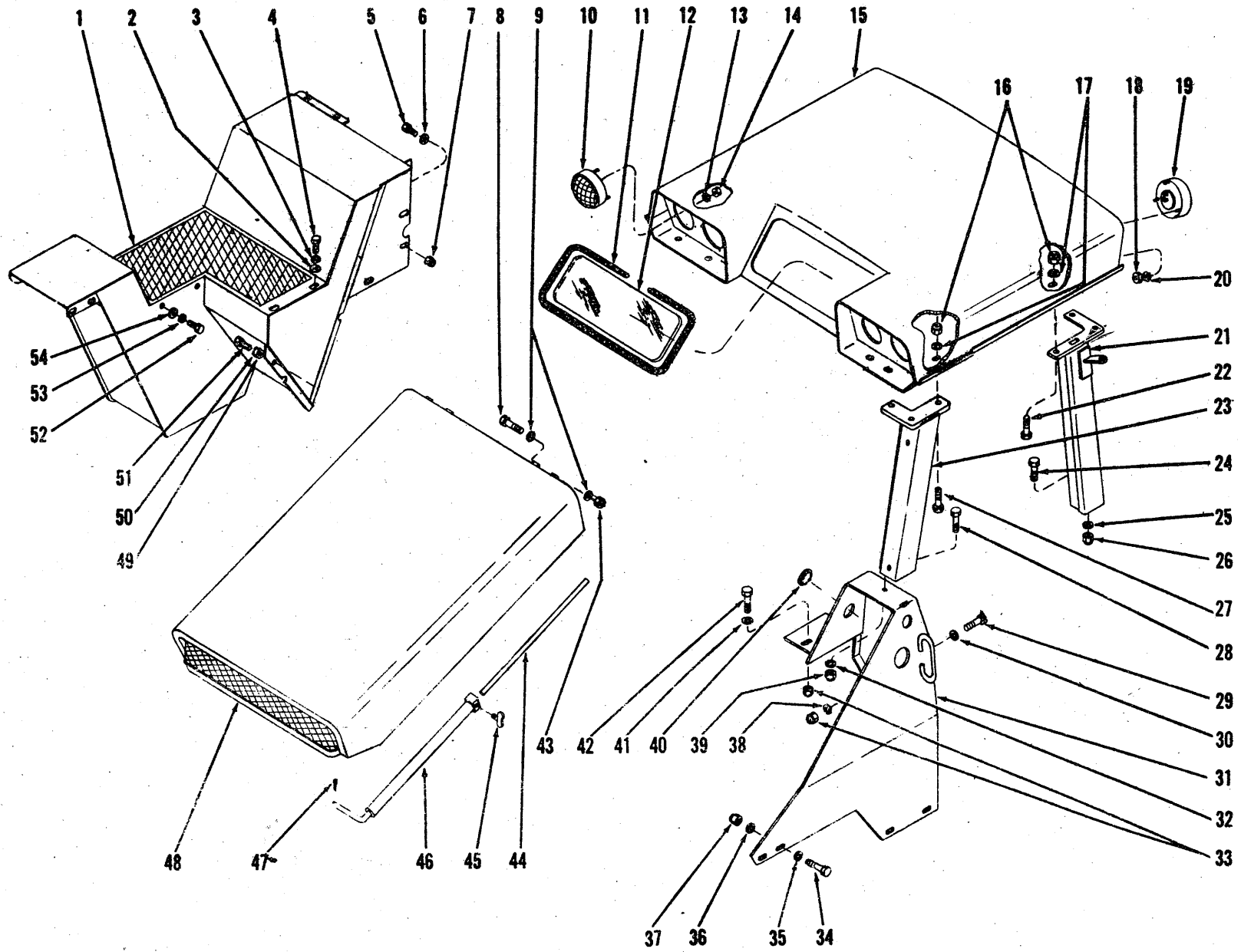


TS-2962-P

**REAR HOOD ASSEMBLY**

Item No.	Part No.	Description	No. Req'd.	Item No.	Part No.	Description	No. Req'd.
1		HOOD, Rear		13	12D-10	NUT, Bumper to Bracket	4
1A	BN123210	For GM Powered Machines	1	14	619018	WASHER, Bracket to Panel	8
1B	BN123255	For Cummins Powered Machines	1	15	541035	BRACKET, Panel Support	4
1C	BN122892	For Daf Powered Machines	1	16	551433	BUMPER, Side Panel—Rubber	4
1D	BN125454	For Leyland Powered Machines	1	17	3G-1008	SCREW, Bumper to Bracket	4
1E	BN122657	For Volvo Powered Machines	1	18	18C-620	BOLT, Fender to Frame	6
1F	BN126578	For Perkins Powered Machines	1	19	619021	WASHER, Fender to Frame	8
2	18C-620	BOLT, Hood to Cowl	5	20	18D-06	NUT, Fender to Frame	6
3	619021	WASHER, Hood to Cowl	5	21	BN123206	FENDER, Rear—R. H.	1
4	18D-05	NUT, Hood to Cowl	5	21A	BN123208	FENDER, Rear—L. H.	1
5	619021	WASHER, Hood to Cowl	5	22	18C-620	BOLT, Fender to Frame	6
6		COWL, Hood		23	4E-06	LKWSHR, Fender to Frame	6
6A	536955a	For GM, Leyland & Volvo Powered Machines	1	24	619021	WASHER, Fender to Frame	6
6B	548336a	For Cummins Powered Machines	1	25	18D-06	NUT, Hood to Fender	2
6C	BN122928	For Daf Powered Machines	1	26	619021	WASHER, Hood to Fender	2
6D	BN126636	For Perkins Powered Machines	1	27	541055	HANDLE, Side Panel	4
7	18C-620	BOLT, Cowl to Seat Support	6	28	541037	SPACER, Handle	4
8	619021	WASHER, Cowl to Seat Support	6	29	730432	Pin, Shaft	4
9	18D-05	NUT, Cowl to Seat Support	6	30	619021	WASHER, Hood to Fender	2
10	BN123213	PANEL, Hood Side — R.H.	1	31	18C-620	BOLT, Hood to Fender	2
10A	BN123215	PANEL, Hood Side — L.H.	1	32	543419	SHAFT	4
11	18C-412	BOLT, Bracket to Panel	8				
12	18D-04	NUT, Bracket to Panel	8				

**WHEN ORDERING PARTS, ALWAYS STATE MODEL AND SERIAL NO. OF MACHINE**



CAB AND FRONT HOOD GROUP

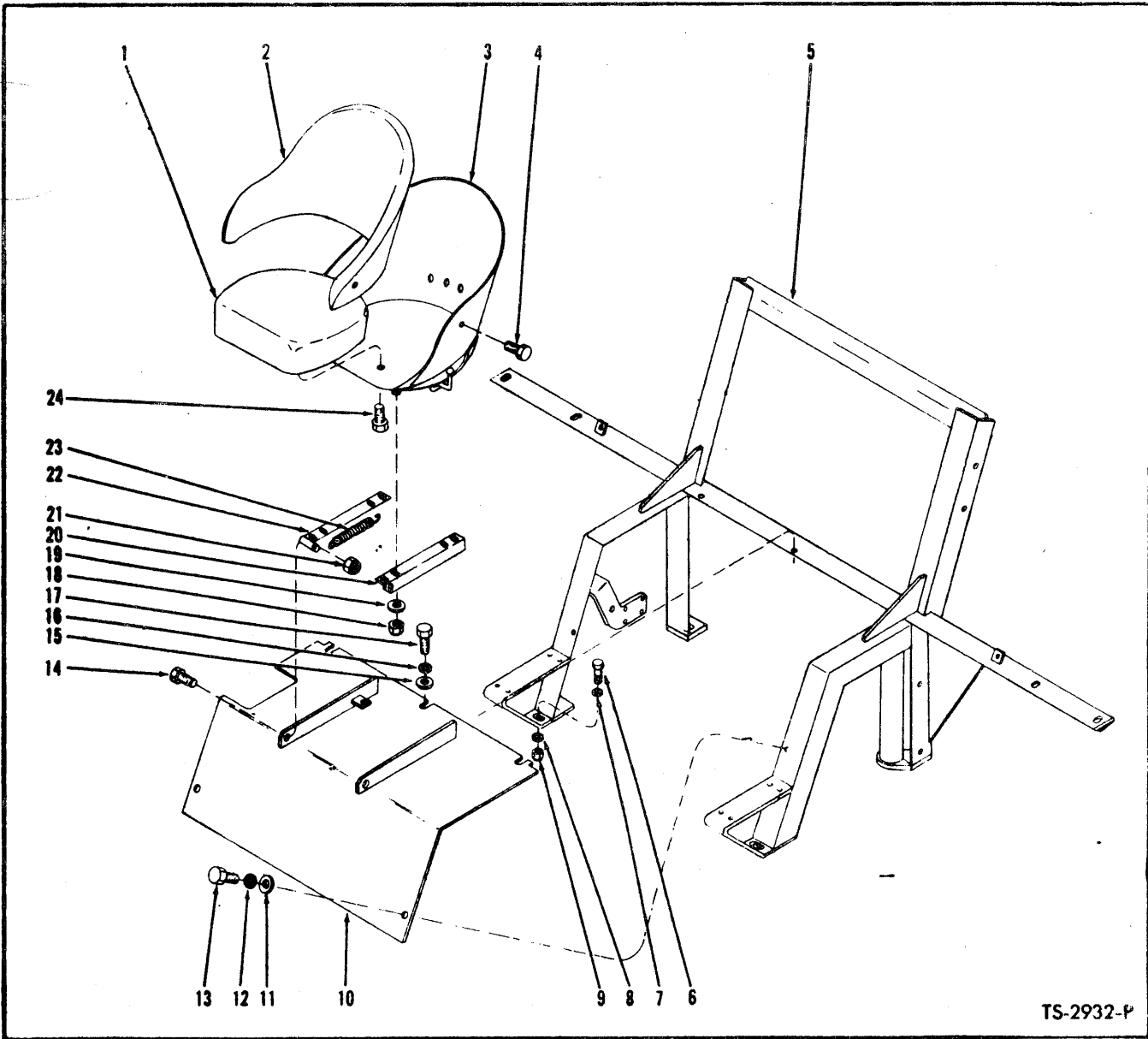
TS-2961-P

**CAB AND FRONT HOOD GROUP**

Item No.	Part No.	Description	No. Req'd.
1	536950	FENDER, R. H. Front	1
2	619021	WASHER, Fender to Seat Support	2
3	4E-06	LKWSHR, Fender to Seat Support	2
4	17C-616	BOLT, Fender to Seat Support	2
5	18C-620	BOLT, Fender to Seat Support	2
6	619021	WASHER, Fender to Seat Support	2
7	18D-06	NUT, Fender to Seat Support	2
8	18C-588	BOLT, Hood Hinge	2
9	619019	WASHER, Hood Hinge Bolt	4
10	546920	HEAD LAMP ASSY (Inc. 10B, 10D)	2
10A	546921	†FLOOD LAMP ASSY, Front (Inc. 10C, 10D)	2
10B	877752	†SEALED UNIT, Head Lamp	2
10C	944907	†SEALED UNIT, Flood Lamp	2
10D	944976	†RETAINER ASSY, Sealed Unit	4
11	544985	RUBBER, Front Glass Mounting	1
12	544984	GLASS PATTERN	1
13	12E-10	LKWSHR, Front Lamp Mounting	12
14	12D-10	NUT, Front Lamp Mounting	12
15	544962	Cab Assembly	1
16	18D-06	NUT, Post to Roof	12
17	619023	WASHER, Post to Roof	12
18	12D-10	NUT, Rear Lamp Mounting	6
19	546921	FLOOD LAMP ASSY, Rear (Inc. 19A, 19B)	2
19A	944907	†SEALED UNIT, Flood Lamp	2
19B	944976	†RETAINER ASSY, Sealed Unit	2
20	12E-10	LKWSHR, Rear Lamp Mounting	6
21	544971	POST, L.H. Rear	1
21A	544970	POST, R.H. Rear	1
21B	588784	MOUNTING PAD, Front Post (Bottom)	2
22	18C-620	BOLT, Rear Post to Roof	6
23	544964	POST, L.H. Front	1
23A	544963	POST, R.H. Front	1
23B	588783	MOUNTING PAD, Front Post (Top)	2
24	18C-820	BOLT, Rear Post to Rear Hood	2
25	619029	WASHER, Rear Post to Rear Hood	2
26	18D-08	NUT, Rear Post to Rear Hood	2
27	18C-620	BOLT, Front Post to Roof	6
28	18C-824	BOLT, Front Post to Pivot Cap	2
29	18C-620	BOLT, Pivot Cap to Frame	4
30	619021	WASHER, Pivot Cap to Frame	4
31	536954	CAP, Upper Pivot — L.H.	1
31A	536953	CAP, Upper Pivot — R.H.	1
31B	588797	MOUNTING PAD, Rear Post (Top)	2
32	619027	WASHER, Front Post to Pivot Cap	2
33	18D-06	NUT, Pivot Cap Attaching	8
34	18C-620	BOLT, Pivot Cap to Tank & Fender	4
35	619021	WASHER, Pivot Cap to Tank & Fender	4
36	619021	WASHER, Pivot Cap to Tank & Fender	4
37	18D-06	NUT, Pivot Cap to Tank & Fender	4
38	619021	WASHER, Pivot Cap to Frame	4
39	18D-08	NUT, Front Post to Cap	2
40	648825	PLUG BUTTON, Pivot Cap	2
41	619021	WASHER, Pivot Cap to Frame	4
42	18C-620	BOLT, Pivot Cap to Frame	4
43	18D-05	NUT, Hood Hinge Bolt	2
44	544383	ROD, Hood Support	1
45	544610	THUMBSCREW	1
46	544379	TUBE, Hood Support	1
47	1F-414	COTTER, Tube to Reservoir	1
48	536959	HOOD, Front	1
49	619029	WASHER, Fender to Frame	2
50	4E-08	LKWSHR, Fender to Frame	2
51	18C-816	BOLT, Fender to Frame	2
52	17C-616	BOLT, Fender to Pivot Cap	2
53	4E-06	LKWSHR, Fender to Pivot Cap	2
54	619021	WASHER, Fender to Pivot Cap	2

†Not Illustrated

**WHEN ORDERING PARTS. ALWAYS STATE MODEL AND SERIAL NO. OF MACHINE**



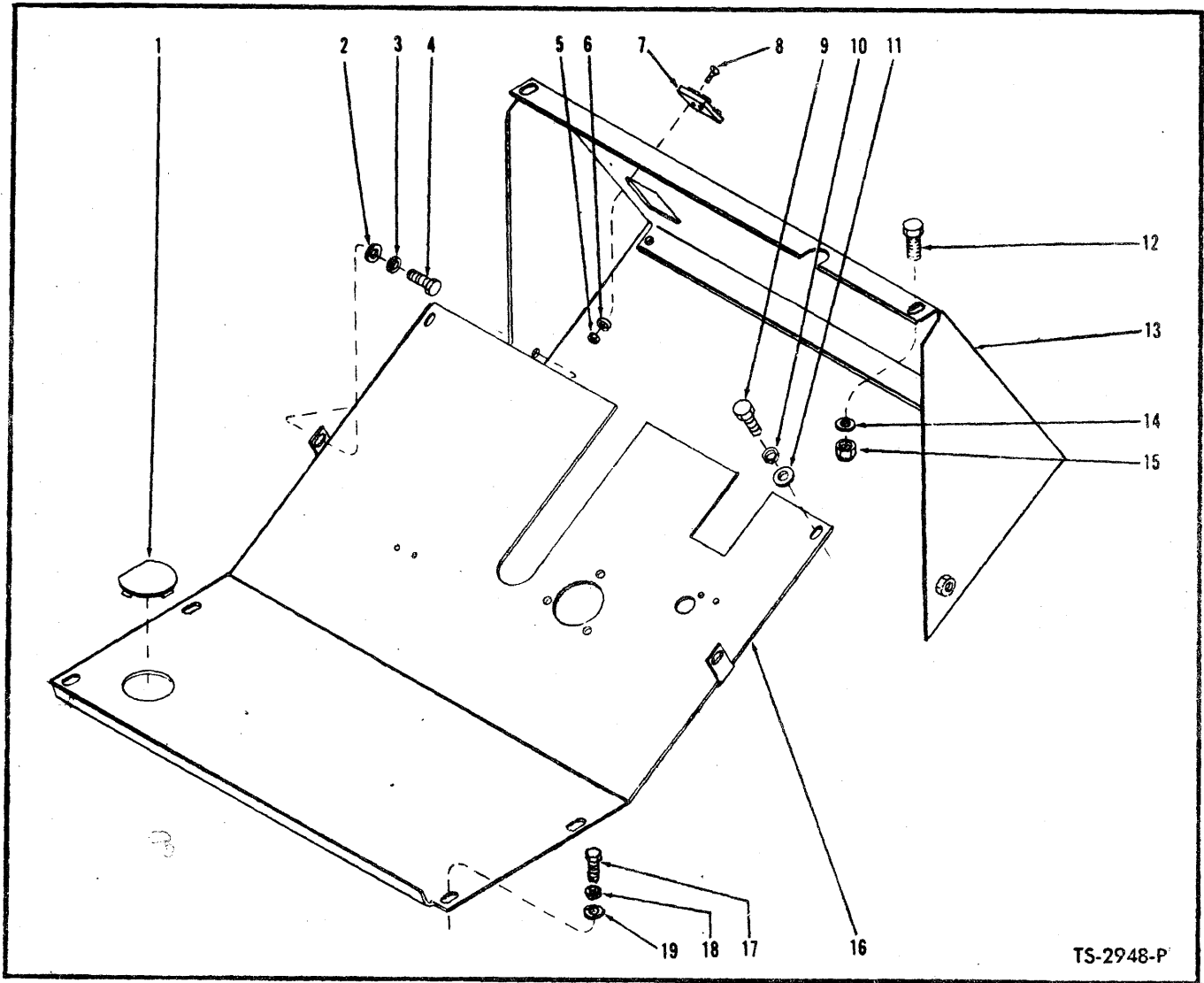
TS-2932-P

**SEAT AND SUPPORT GROUP**

Item No.	Part No.	Description	No. Req'd.	Item No.	Part No.	Description	No. Req'd.
A	526159	SEAT ASSY, Bucket (Inc. 1, 2, 3, 4, 24)	1	13	17C-616	BOLT, Plate to Support	2
1	944499	CUSHION, Seat	1	14	18C-824	BOLT, Seat Pivot	2
2	944981	CUSHION, Back-Rest	1	15	619024	WASHER, Plate to Support	3
3	944982	BUCKET	1	16	4E-06	LKWSHR, Plate to Support	3
4	1C-620	BO.T, Cush on Mounting	3	17	17C-616	BOLT, Plate to Support	3
5		SUPPORT, Seat		18	18D-05	NUT, Seat Mounting	4
5A	547493	For GM, Cummins, Leyland, Volvo & Perkins Powered Machines	1	19	619019	WASHER, Seat Mounting	4
5B	BN124265	For Daf Powered Machines	1	20	538707	ANGLE, Left Hand	1
6	18C-824	BOLT, Seat Support to Frame	4	21	18D-08	NUT, Seat Pivot	2
7	619029	WASHER, Seat Support to Frame	4	22	538708	ANGLE, Right Hand	1
8	71D-08	BASE, Seat Support to Frame Nut	4	23	550301	SPRING	1
9	70D-08	NUT, Seat Support to Frame	4	24	1C-620	BOLT, Cushion Mounting	2
10	547500	PLATE, Seat Support	1	25	666476	ADJUSTER RH	1
11	619024	WASHER, Plate to Support	2	25A	666477	ADJUSTER LH	1
12	4E-06	LKWSHR, Plate to Support	2				

**WHEN ORDERING PARTS, ALWAYS STATE MODEL AND SERIAL NO. OF MACHINE**





TS-2948-P

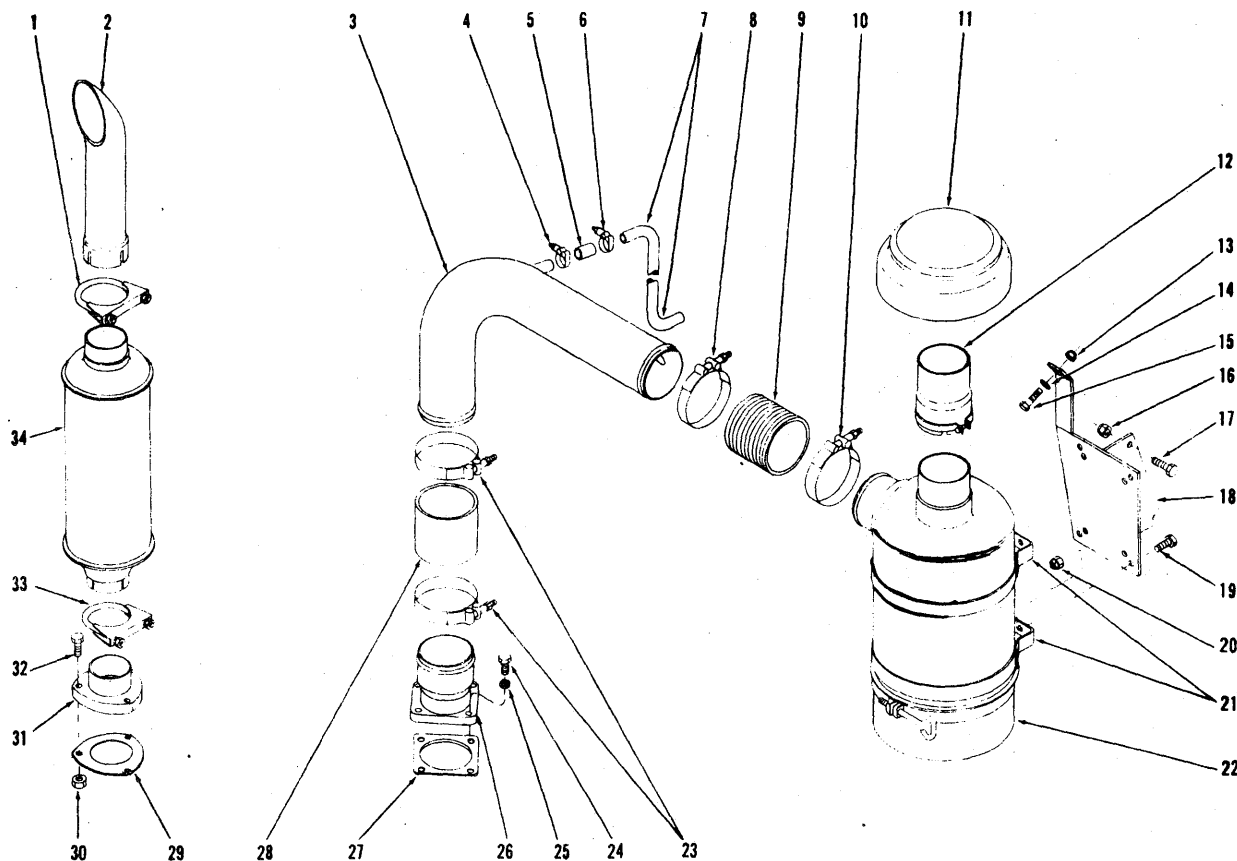
**FLOORBOARD AND SUPPORT**

Item No	Part No.	Description	No. Req'd.
1	542983	PLATE, Cover .....	1
2	655630	WASHER, Floorboard to Support .....	2
3	4E-06	LKWSHR, Floorboard to Support .....	2
4	17C-612	BOLT, Floorboard to Support .....	2
5	14D-6	NUT, Fuse Block to Support .....	2
6	17E-6	LKWSHR, Fuse Block to Support .....	2
7	542272	FUSE BLOCK (Only for GM, Cummins, DAF & Perkins) .....	1
7A	BN127468	FUSE BLOCK (Only for Leyland & Volvo) .....	1
8	20G-608	SCREW, Fuse Block to Support .....	2
9	17C-612	BOLT, Floorboard to Support Bracket .....	2
10	4E-05	LKWSHR, Floorboard to Support Bracket .....	2
11	655630	WASHER, Floorboard to Support Bracket .....	2
12	18C-618	BOLT, Support to Upper Pivot .....	2
13	540457	SUPPORT, Floorboard .....	1
14	619024	WASHER, Support to Upper Pivot .....	2
14A	619024	†WASHER, Floorboard to Floorboard Rear .....	4
15	18D-06	NUT, Support to Upper Pivot .....	2
16	547486	FLOORBOARD .....	1
16A	547487	†FLOORBOARD, Rear .....	1
17	17C-616	BOLT, Floorboard to Support .....	4
17A	17C-616	†BOLT, Floorboard to Floorboard Rear .....	4
18	4E-06	LKWSHR, Floorboard to Support .....	4
18A	4E-06	†L.W. - Floorboard to Floorboard Rear .....	4
19	655630	WASHER, Floorboard to Support .....	4

† Not illustrated

**WHEN ORDERING PARTS, ALWAYS STATE MODEL AND SERIAL NO. OF MACHINE**

G.M. M & H no 31-100-75-123



Cum. M & H no 31-068-75-151

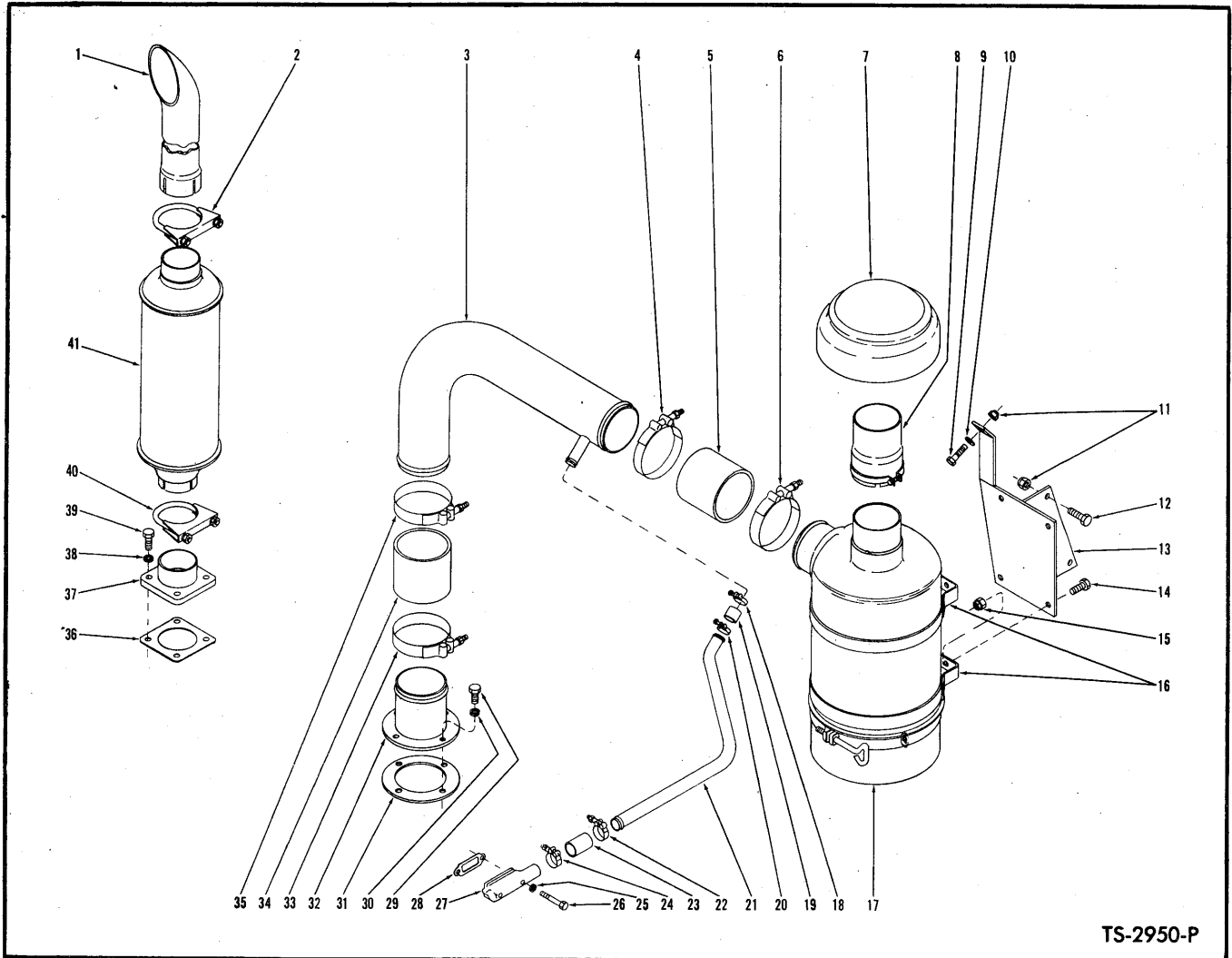
TS-3311-P

**AIR CLEANER CONNECTIONS AND MUFFLER - CUMMINS**

Item No.	Part No.	Description	No. Req'd.	Item No.	Part No.	Description	No. Req'd.
1	507068	CLAMP, Tail Pipe to Muffler	1	18	547130	BRACKET, Air Cleaner Mounting	1
2	543576	PIPE, Tail	1	19	18C-616	BOLT, Air Cleaner Mounting	4
3	547126	TUBE ASSY, Air Intake	1	20	18D-06	NUT, Air Cleaner Mounting	4
4	540103	CLAMP, Hose	1	21	BN123260	BAND, Air Cleaner Mounting	2
5	529979	HOSE, Compressor Intake Tube to Air Intake Tube	1	22	BN123258	AIR CLEANER - M&H 31-068-75-151	1
6	540103	CLAMP, Hose	1	22A	BN124201	AIR CLEANER, Element - M&H 31-056-54-101	1
7	547129	TUBE, Compressor Intake	1	23	539042	CLAMP, Hose	2
8	539042	CLAMP, Hose	1	24	1C-620	BOLT, Adapter Mounting	4
9	515424	HOSE, Flexible—Air Cleaner to Tube	1	25	4E-06	LKWSHR, Adapter Mounting	4
10	539042	CLAMP, Hose	1	26	547139	ADAPTER, Air Intake Tube	1
11	BN 123259	CAP, Air Cleaner (M & H 39-056-67-020)	1	27	-----	*GASKET, Air Intake Adapter—Cummins #102131	1
12	539839	EXTENSION, Air Cleaner	1	28	519901	HOSE, Adapter to Tube	1
13	18D-06	NUT, Bracket Mounting	1	29	-----	*GASKET, Adapter—Cummins #9579	1
14	619021	WASHER, Bracket Mounting	1	30	15D-08	NUT, Adapter Mounting	3
15	18C-620	BOLT, Bracket Mounting	1	31	551634	ADAPTER, Muffler	1
16	18D-06	NUT, Bracket Mounting	2	32	17C-832	BOLT, Adapter Mounting	3
17	18C-620	BOLT, Bracket Mounting	2	33	507069	CLAMP, Muffler to Adapter	1
				34	543575	MUFFLER	1

\*NOTE: Your local authorized Cummins Distributor is equipped to service and supply these parts.

**WHEN ORDERING PARTS, ALWAYS STATE MODEL AND SERIAL NO. OF MACHINE**

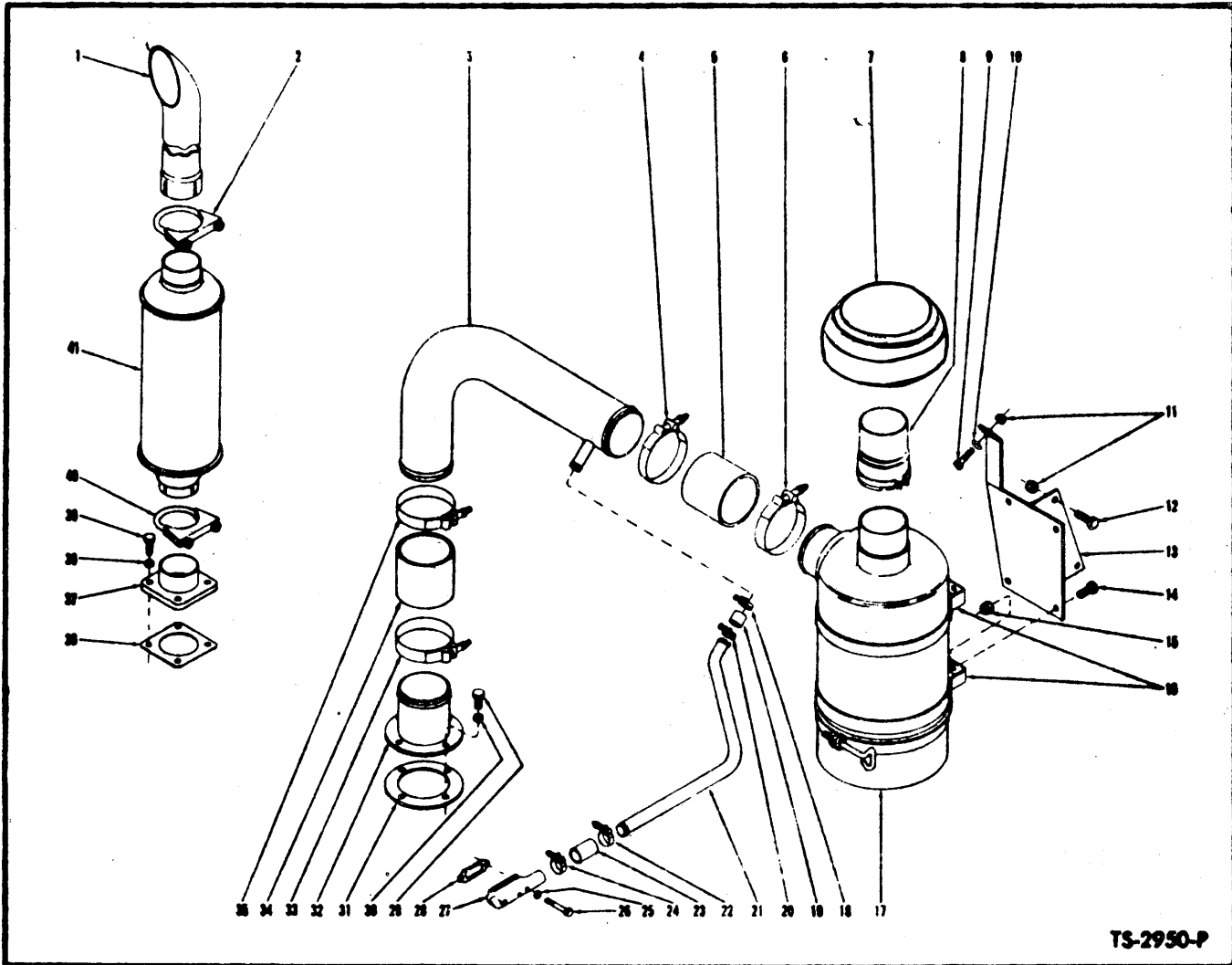


TS-2950-P

**AIR CLEANER CONNECTIONS AND MUFFLER — DAF**

Item No.	Part No.	Description	No. Req'd.	Item No.	Part No.	Description	No. Req'd.
1	BN123221	TAIL, Pipe	1	19	—	HOSE, Compressor Tube to Intake Tube - Furnished with Engine	1
2	BN126066	CLAMP, Muffler to Tail Pipe	2	20	—	CLAMP, Hose - Furnished with Engine	1
3	BN124012	TUBE, Air Intake	1	21	211134	TUBE, Compressor Air Intake - Furnished with Engine	1
4	BN123389	CLAMP, Hose	1	36	—	GASKET, Muffler Adapter - Furnished with Engine	1
5	BN122924	HOSE, Tube to Air Cleaner	1	37	BN117158	ADAPTER, Outlet Manifold	1
6	BN123389	CLAMP, Hose	1	38	—	LKWSHR, Adapter Mounting - Furnished with Engine	3
7	BN123312	AIR CLEANER CAP, M&H 39-056-67-020	1	39	—	BOLT, Adapter Mounting - Furnished with Engine	3
8		n'existe pas		40	BN126068	CLAMP, Exhaust Manifold	1
9	18C-620	BOLT, Bracket to Frame	1	41	BN123216	MUFFLER	1
10	619021	WASHER, Bracket to Frame	1	<b>Not shown:</b>			
11	18D-06	NUT, Bracket to Frame	3	42	BN123224	«O»-BAND, Muffler Mtg	1
12	18C-616	BOLT, Bracket to Frame	2	43	BN123240	SUPPORT, «O»-Band	1
13	BN122890	AIR CLEANER, Support	1	44	7G-408	SCREW, Support to Engine	1
14	1C-412	BOLT, Air Cleaner to Support	2	45	1D-04	NUT, Support to Engine	1
15	1D-04	NUT, Air Cleaner to Support	2	46	1C-616	BOLT, Muffler to «O»-Band	1
15A	4E-04	LKWSHR, Air Cleaner to Support	2	47	4E-05	LKWSHR	1
16	BN117208	MTG, Band Air Cleaner	1	48	1D-06	NUT	1
17	BN123311	AIR CLEANER, M&H 31-068-72-141	1				
17A	BN124201	AIR CLEANER, Element M&H 31-056-54-101	1				
18	—	CLAMP, Hose - Furnished with Engine	1				

**WHEN ORDERING PARTS, ALWAYS STATE MODEL AND SERIAL NO. OF MACHINE**

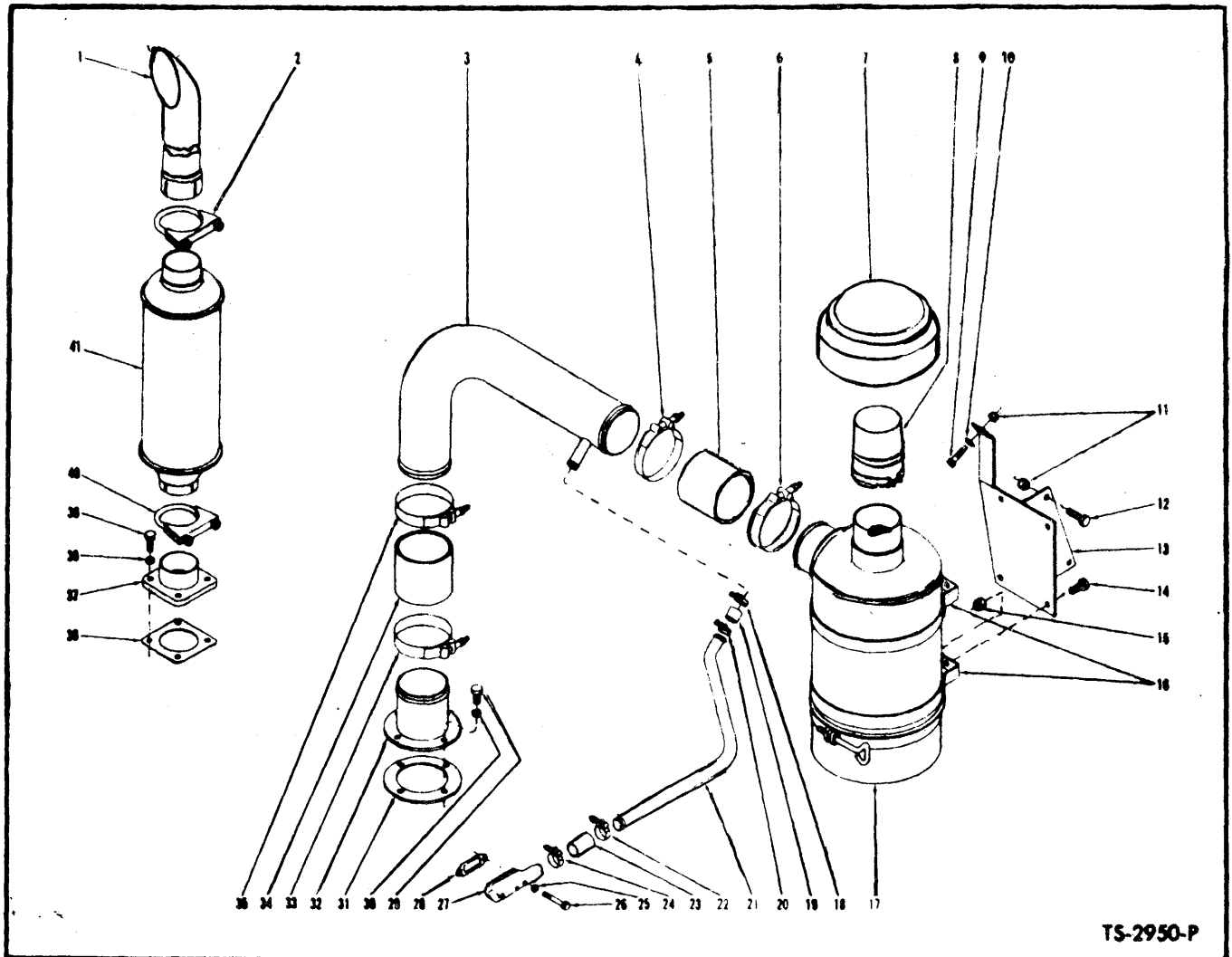


**AIR CLEANER CONNECTIONS AND MUFFLER — LEYLAND**

Item No.	Part No.	Description	No. Req'd.	Item No.	Part No.	Description	No. Req'd.
1	BN123537	TAIL PIPE .....	1	17	BN123311	AIR CLEANER (M&H No 31.068.72.141)	1
2	507068	CLAMP, Muffler to Tailpipe .....	1	17A	BN124201	AIR CLEANER ELEMENT (M&H 31.056.54.101) .....	1
3	BN125160	AIR INTAKE, Tube Assy .....	1	18	536936	HOSE ASSY (Governor to Air Intake on Engine) .....	1
4	BN123388	CLAMP, Hose .....	1	29	—	BOLT, Adapter Mounting (with Engine) —	—
5	BN123562	HOSE, Air Intake .....	1	30	—	LKWSHR, Adapter Mounting (with Engine) .....	—
6	BN123388	CLAMP, Hose .....	1	31	BN125488	GASKET, (Air Intake Tube) .....	1
7	BN123312	AIR CLEANER, Cap (M&H No 39.056.67.020) .....	1	36	BN125489	GASKET, Exhaust Tube .....	1
11	18D-06R	NUT, Bracket to Seat Support .....	2	37	BN123536	TUBE, Exhaust Adapter Assy .....	1
12	18C-616	BOLT, Bracket to Seat Support .....	2	38	—	LKWSHR, Adapter Mounting (with Engine) .....	—
13	BN128916	SUPPORT, Air Cleaner .....	1	39	—	BOLT, Adapter Mounting (with Engine) —	—
14	1C-512	BOLT, Air Cleaner to Bracket .....	2	40	507069	CLAMP, Muffler to Engine .....	1
15	1D-05	NUT, Air Cleaner to Bracket .....	2	41	543575	MUFFLER .....	1
15A	4E-05	LW., Air Cleaner to Bracket .....	2	42	BN125455	†STRAP ASSY, Muffler to Rear Hood ...	1
16	BN117208	CLAMP, Air Cleaner .....	1				
16A	1C-412	BOLT .....	2				
16B	1D-04	LOCKNUT .....	2				

Not Illustrated

**WHEN ORDERING PARTS, ALWAYS STATE MODEL AND SERIAL NO. OF MACHINE**

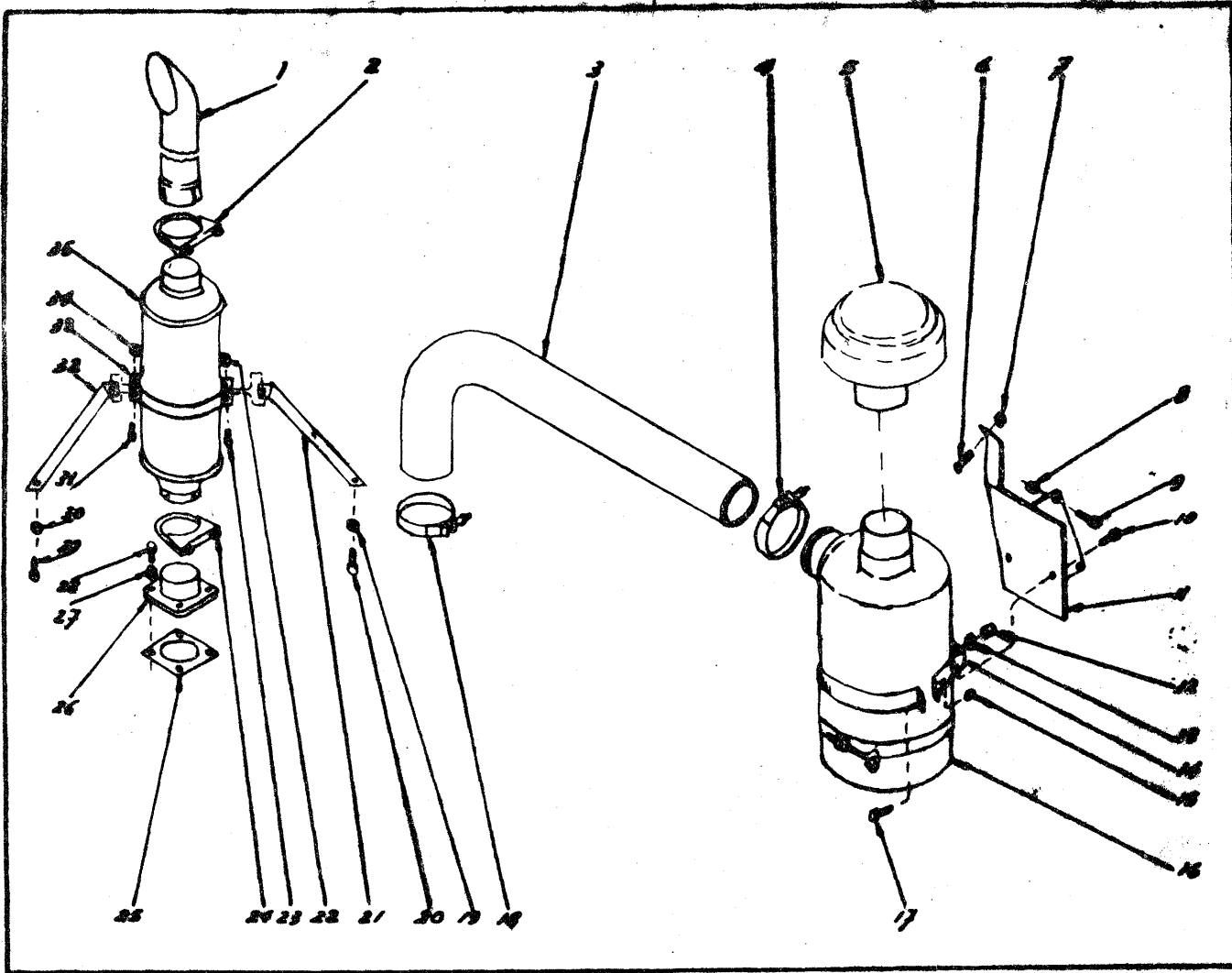


**AIR CLEANER CONNECTIONS AND MUFFLER — VOLVO**

Item No.	Part No.	Description	No. Req'd.	Item No.	Part No.	Description	No. Req'd.
1	BN123413	TAIL PIPE .....	1	32	—	ADAPTER, Blower Inlet (with Engine) —	—
2	BN123414	CLAMP, Tail Pipe .....	1	33	BN123411	CLAMP, Air Intake Adapter .....	1
3	BN123404	AIR INTAKE, Adapter .....	1	33A	1C-516	BOLT, Clamp .....	1
4	BN123390	CLAMP, Hose .....	1	33B	4E-05	L.W., CLAMP .....	1
5	BN123405	HOSE, Air Cleaner to Adapter .....	1	33C	1D-05	NUT, Clamp .....	1
6	BN123390	CLAMP, Hose .....	1	36	—	GASKET, Muffler Adapter (with Engine) 1	1
7	BN123305	AIR CLEANER, Cap (M&H39.080.67.020) 1	1	37	BN123184	TUBE, Exhaust Connection Assy .....	1
11	1D-06	NUT, Bracket Mounting .....	2	38	—	LKWSHR, Adapter Mounting (with Engine) .....	—
11A	4E-06	L.W., Bracket Mounting .....	2	39	—	BOLT, Adapter Mounting (with Engine) —	—
12	1C-612	BOLT, Bracket Mounting .....	2	40	BN123218	CLAMP, Muffler to Exhaust Connection 1	1
13	BN123406	BRACKET, Air Cleaner .....	1	41	BN118905	MUFFLER .....	1
14	1C-612	BOLT, Air Cleaner to Bracket .....	2	42	BN123417	†CLAMP, Muffler (.O. Band) .....	1
15	4E-06	L.W., Air Cleaner to Bracket .....	2	43	(BN128176	†SUPPORT, Muffler to Engine .....	1
15A	1D-06	NUT, Air Cleaner to Bracket .....	2		(BN128177	†SUPPORT, Muffler to Engine .....	1
16	BN123306	BAND, Air Cleaner Mtg .....	1	43A	7G-410	†SCREW .....	1
17	BN123304	AIR CLEANER (M&H31.080.75.193) 1	1	43B	1D-04	†NUT .....	1
17A	BN124200	AIR CLEANER ELEMENT (M&H No 31.080.54.103) .....	1	43C	1E-04	†L.W. ....	1
29	—	BOLT, Adapter Mounting (with Engine) —	—				
30	—	LKWSHR, Adapter Mounting (with Eng.) —	—				
31	—	GASKET, Adapter (with Engine) .....	—				

† Not illustrated

**WHEN ORDERING PARTS, ALWAYS STATE MODEL AND SERIAL NO. OF MACHINE**

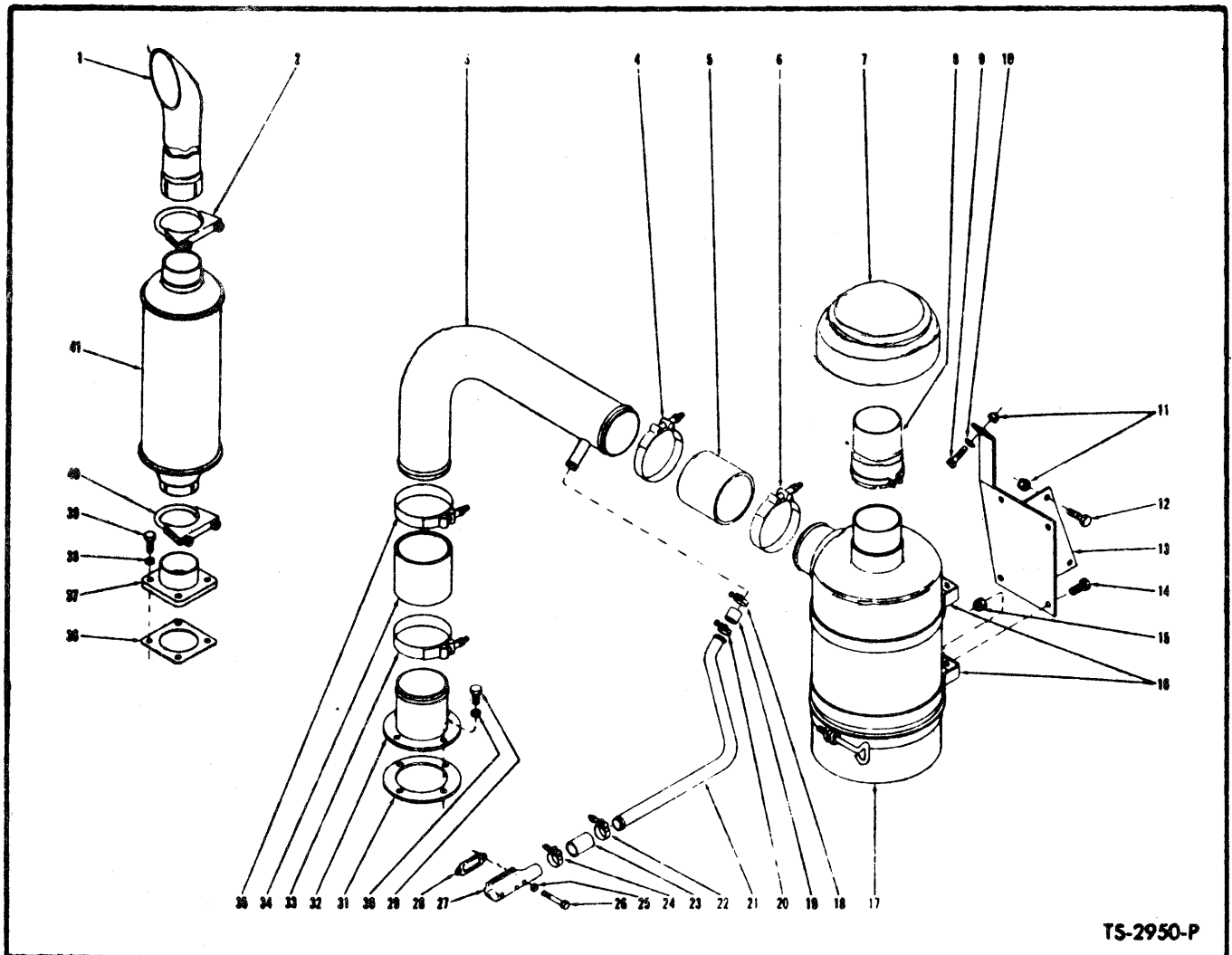


**AIR CLEANER CONNECTIONS AND MUFFLER — PERKINS**

Item No.	Part No.	Description	No. Req'd.	Item No.	Part No.	Description	No. Req'd.
1	BN125789	TAIL PIPE .....	1	16A	BN124201	†AIR CLEANER ELEMENT (M&H 31.056.54.101) .....	1
2	BN123414	CLAMP, Tailpipe .....	1	17	18C-416	BOLT, Clamp Mtg .....	2
3	BN125836	HOSE, Air Intake .....	1	18	BN123388	CLAMP .....	1
4	BN123388	CLAMP .....	1	19	—	Furnished with Engine .....	—
5	BN123312	AIR CLEANER CAP .....	1	20	—	Furnished with Engine .....	—
6	18C-616	BOLT, Support Air Cleaner to Seat Support .....	1	21	BN126562	SUPPORT, «O» Band to Engine R.H. ...	1
7	18D-06	NUT, Support Air Cleaner to Seat Support .....	1	22	18D-06	NT, Support to «O» Band .....	1
8	18D-06	NUT, Support Air Cleaner to Seat Support .....	2	23	18C-624	BOLT, Support to «O» Band .....	1
9	18C-616	BOLT, Support Air Cleaner to Seat Support .....	2	24	BN123218	CLAMP, Muffler .....	1
10	1C-412	BOLT, Air Cleaner Band to Support .....	2	25	—	Furnished with Engine .....	—
11	BN125799	SUPPORT, Air Cleaner .....	1	26	BN125755	EXHAUST ADAPTER .....	1
12	1D-04	NUT, Air Cleaner Band to Support .....	2	27	—	Furnished with Engine .....	—
13	4E-04	L.W., Air Cleaner Band to Support .....	2	28	—	Furnished with Engine .....	—
14	BN117208	CLAMP, Air Cleaner .....	1	29	—	Furnished with Engine .....	—
15	18D-04	NUT, Clamp Mtg .....	2	30	—	Furnished with Engine .....	—
16	BN123311	AIR CLEANER .....	1	31	18C-624	BOLT, Support to «O» Band .....	1
				32	BN126574	SUPPORT, «O» Band to Engine L.H. ...	1
				33	BN125953	«O» BAND .....	1
				34	18D-06	NUT, Support to «O» Band .....	1
				35	BN125767	MUFFLER .....	1

†Not illustrated

**WHEN ORDERING PARTS, ALWAYS STATE MODEL AND SERIAL NO. OF MACHINE**

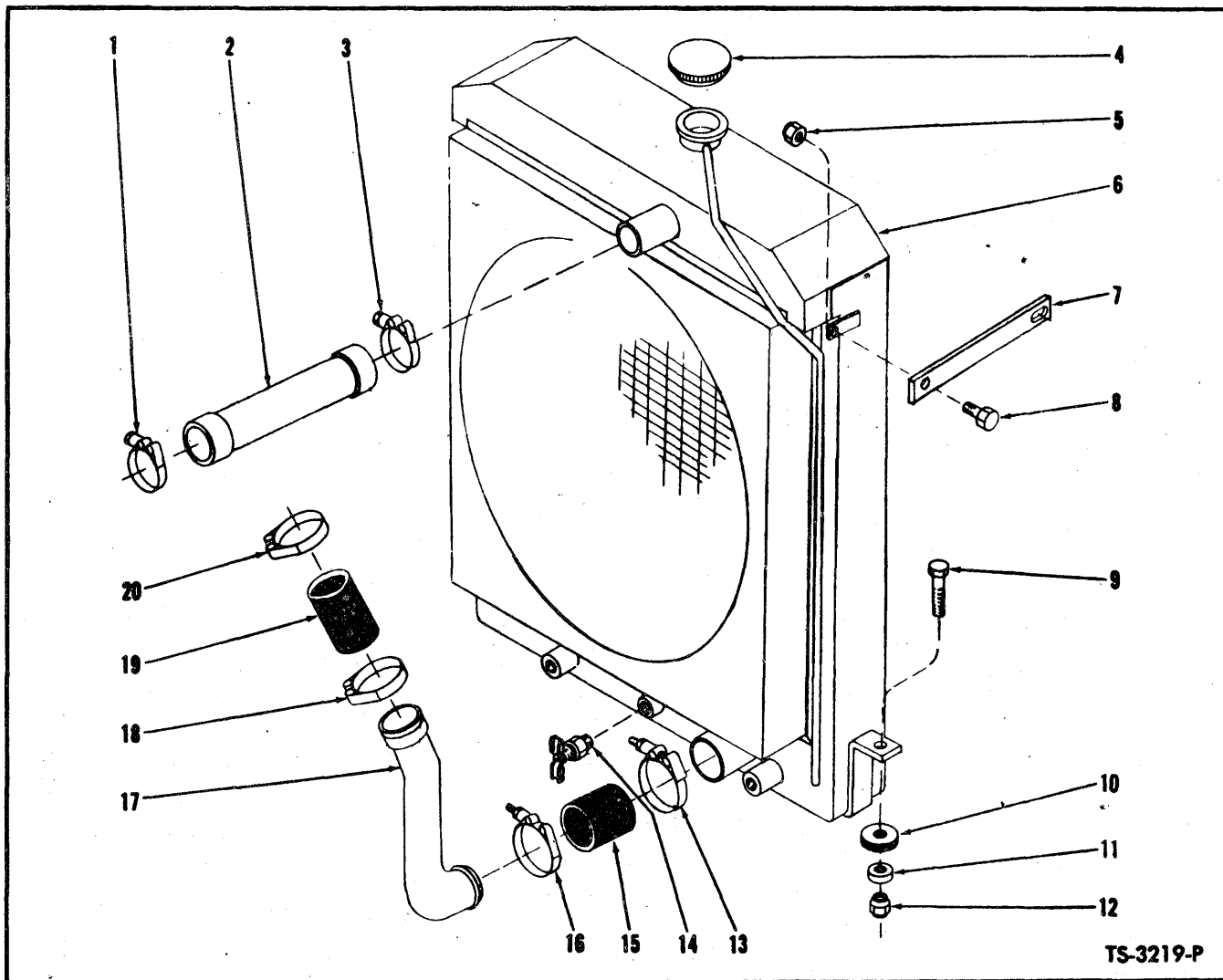


TS-2950-P

**AIR CLEANER CONNECTIONS AND MUFFLER - G.M.**

Item No.	Part No.	Description	No. Req'd.	Item No.	Part No.	Description	No. Req'd.
1	543576	TAIL PIPE .....	1	21	540407	TUBE, Compressor Air Intake .....	1
2	507068	CLAMP, Muffler to Tailpipe .....	1	22	540103	CLAMP, Hose .....	1
3	540249	TUBE, Air Intake .....	1	23	509711	HOSE, Tube to Elbow .....	1
4	539042	CLAMP, Hose .....	1	24	540103	CLAMP, Hose .....	1
5	519901	HOSE, Tube to Air Cleaner .....	1	25	4E-05	LKWSHR, Elbow to Compressor .....	2
6	539042	CLAMP, Hose .....	1	26	17C-532	BOLT, Elbow to Compressor .....	2
7	BN123315	CAP, Air Cleaner - M&H 31-100-67-020 .....	1	27	540888	ELBOW, Compressor Air Inlet .....	1
8	BN 122537	EXTENSION .....	1	28	875012	GASKET, Elbow to Compressor .....	1
9	18C-620	BOLT, Bracket to Frame .....	1	29	17C-516	BOLT, Adapter Mounting .....	4
10	619021	WASHER, Bracket to Frame .....	1	30	4E-05	LKWSHR, Adapter Mounting .....	4
11	18D-06	NUT, Bracket to Frame .....	3	31	527096	GASKET, Adapter .....	1
12	18C-620	BOLT, Bracket to Frame .....	2	32	527095	ADAPTER, Blower Inlet .....	1
13	BN124899	BRACKET, Air Cleaner .....	1	33	539042	CLAMP, Hose .....	1
14	18C-616	BOLT, Air Cleaner to Bracket .....	4	34	519901	HOSE, Tube to Adapter .....	1
15	18D-06	NUT, Air Cleaner to Bracket .....	4	35	539042	CLAMP, Hose .....	1
16	BN123316	BAND, Air Cleaner Mtg M&H 31-100-38-991 .....	1	36	509303	GASKET, Muffler Adapter .....	1
17	BN123314	AIR CLEANER - M&H 31-100-75-123 .....	1	37	509300	ADAPTER, Muffler .....	1
17A	BN124203	AIR CLEANER, Element - M&H 31-100-54-113 .....	1	38	4E-07	LKWSHR, Adapter Mounting .....	4
18	540103	CLAMP, Hose .....	1	39	17C-716	BOLT, Adapter Mounting .....	4
19	509711	HOSE, Compressor Tube to Intake Tube .....	1	40	507069	CLAMP, Muffler to Adapter .....	1
20	540103	CLAMP, Hose .....	1	41	543575	MUFFLER .....	1
				42	BN125455	STRAP, Assy Muffler .....	1

**WHEN ORDERING PARTS, ALWAYS STATE MODEL AND SERIAL NO. OF MACHINE**

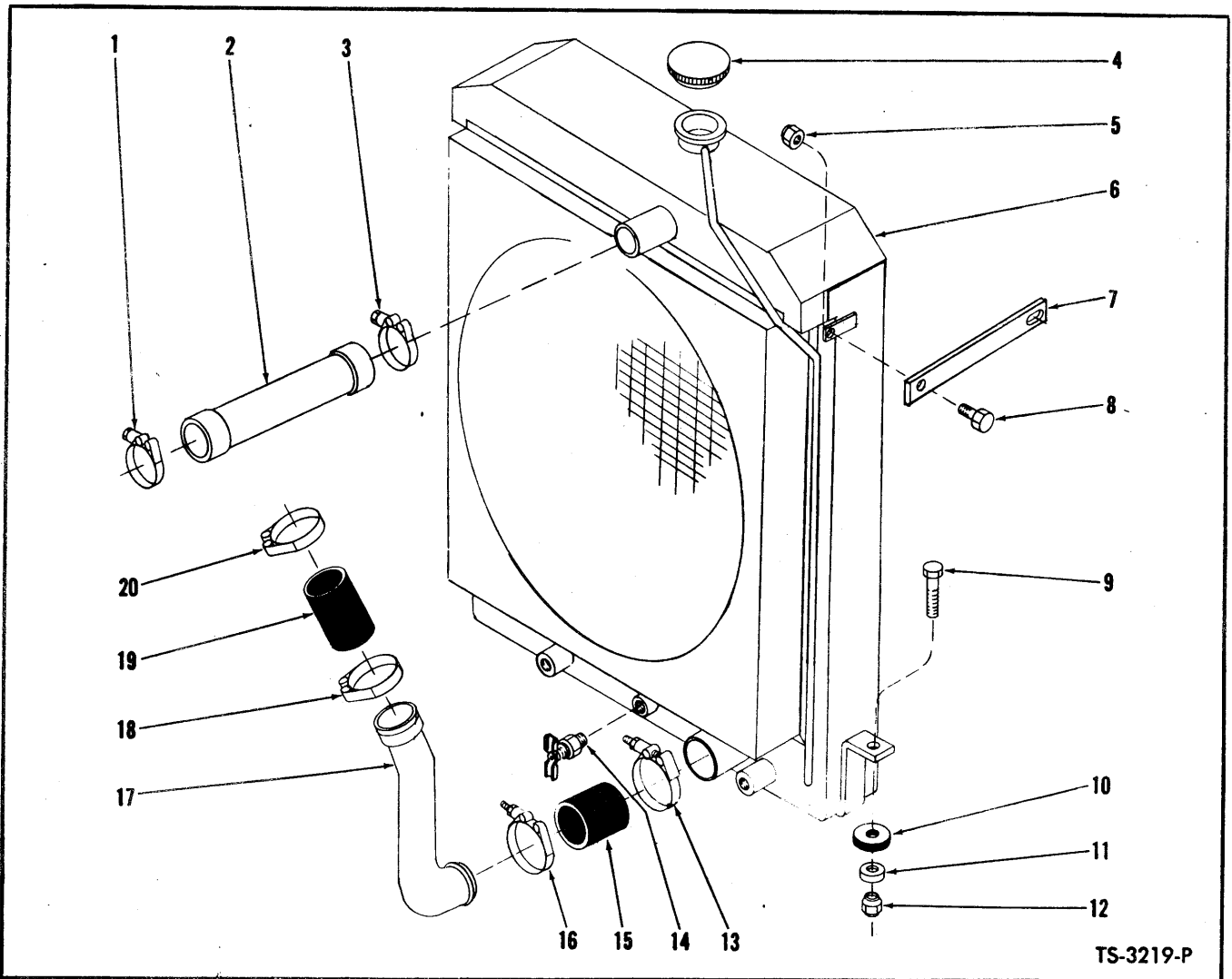


**RADIATOR AND CONNECTIONS – CUMMINS**

Item No.	Part No.	Description	No. Req'd.
1	540108	CLAMP, Hose	1
2	420564	HOSE, Engine to Radiator – Upper	1
3	540108	CLAMP, Hose	1
4	BN124138	CAP, Radiator	1
5	18D-06	NUT, Clip to Radiator	2
6	BN127140	RADIATOR	1
7	BN 123257	CLIP, Radiator to Grille	2
8	18C-612	BOLT, Clip to Radiator	2
9	18C-828	BOLT, Radiator to Frame	2
10	518233	PAD, Radiator to Frame	2
11	71D-08	BASE, Radiator to Frame Nut	2
12	70D-08	NUT, Radiator to Frame	2
13	540104	CLAMP, Hose	1
14	72F-2	DRAIN COCK	1
15	1A-18030	HOSE, Tube to Radiator	1
16	540104	CLAMP, Hose	1
17	547160	TUBE, Lower Suction	1
18	540104	CLAMP, Hose	1
19	1A-18030	HOSE, Water Pump to Tube	1
20	540104	CLAMP, Hose	1

**WHEN ORDERING PARTS, ALWAYS STATE MODEL AND SERIAL NO. OF MACHINE**



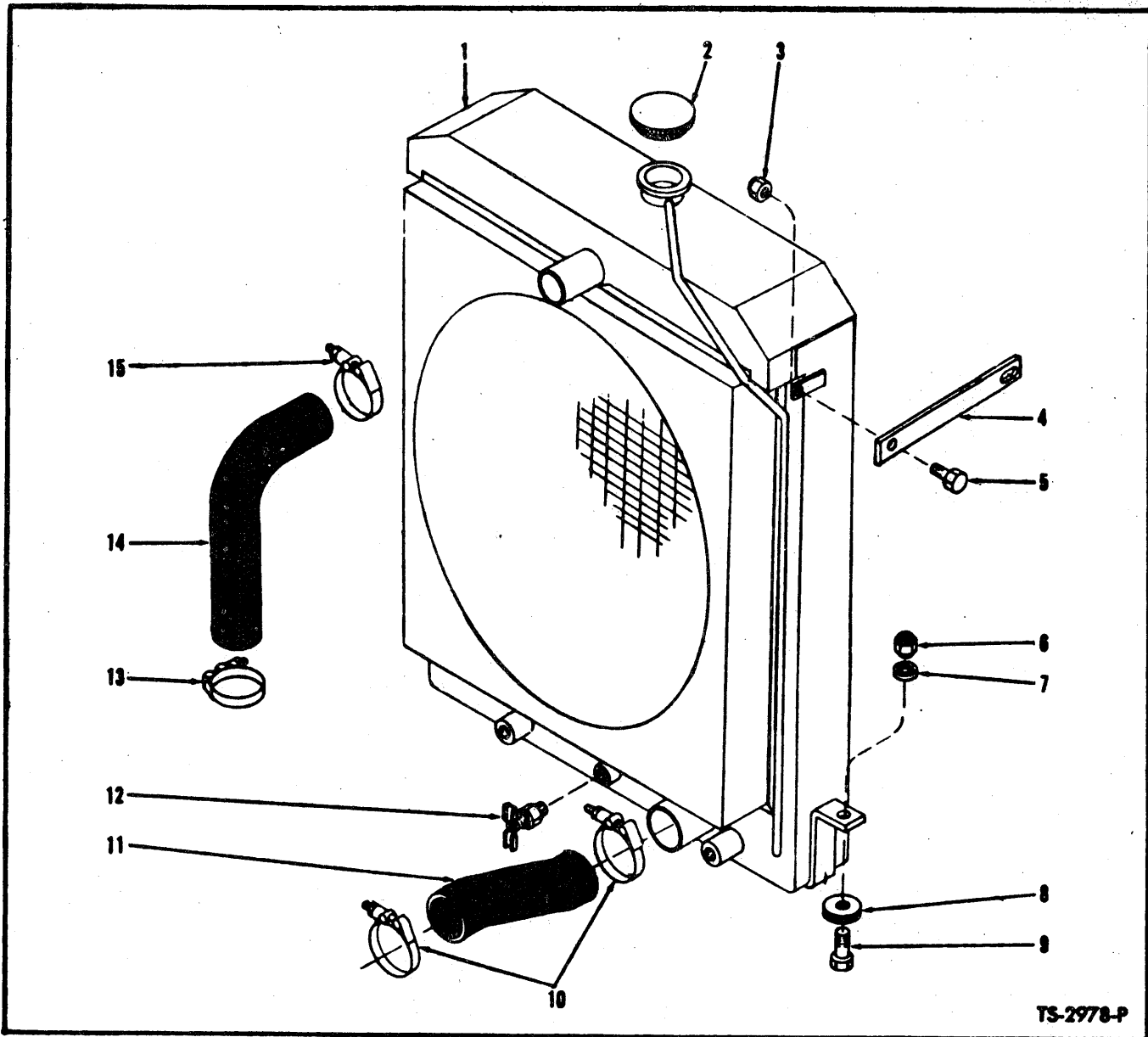


TS-3219-P

**RADIATOR AND CONNECTIONS — DAF**

Item No.	Part No.	Description	No. Req'd.
1	BN123387	CLAMP, Hose	1
1A	BN123808	HOSE, Upper to Radiator Elbow	1
1B	BN123387	CLAMP, Hose	1
2	BN122918	RADIATOR, Elbow Upper	1
3	BN123387	CLAMP, Hose	1
3A	BN123808	HOSE, Upper to Radiator	1
3B	BN123387	CLAMP, Hose	1
4	BN124138	CAP, Radiator	1
5	18D-06	NUT, Clip to Radiator	2
6	BN122919	RADIATOR	1
7	BN123257	CLIP, Radiator to Grille	2
8	18C-612	BOLT, Clip to Radiator	2
9	18C-828	BOLT, Radiator to Frame	2
10	518233	PAD, Radiator to Frame	2
11	71D-08	BASE, Radiator to Frame Nut	2
12	70D-08	NUT, Radiator to Frame	2
13	BN123387	CLAMP, Hose	1
14	72F-2	DRAIN COCK	1
15	BN123808	HOSE, Tube to Radiator	1
16	BN123387	CLAMP, Hose	1
17	BN122926	RADIATOR, Elbow Lower	1
18	DAF147593	HOSE, Water Pump to Tube	1
19	BN123387	CLAMP, Hose	1
20	BN123387	CLAMP, Hose	1

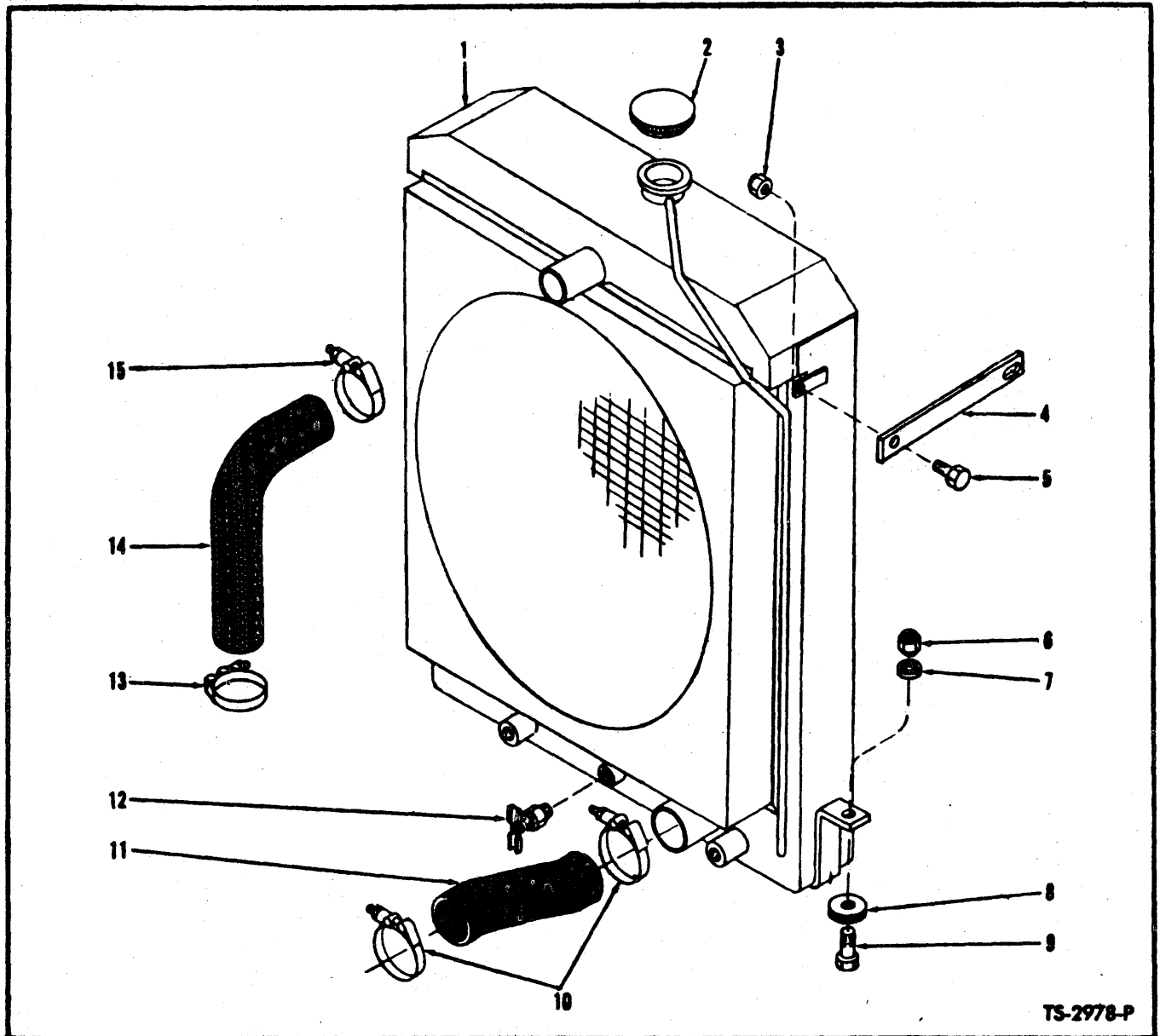
**WHEN ORDERING PARTS, ALWAYS STATE MODEL AND SERIAL NO. OF MACHINE**



**RADIATOR AND CONNECTIONS — LEYLAND**

Item No.	Part No.	Description	No. Req'd.	Item No.	Part No.	Description	No. Req'd.
1	BN123526	RADIATOR	1	11	BN125869	TUBE, Connection	1
2	BN124138	CAP, Radiator	1	11A	BN123387	CLAMP	1
3	18D-06	NUT, Clip to Radiator	2	11B	BN123524	HOSE, Radiator (Lower)	1
4	BN123247	CLIP, Radiator to Grille	2	11C	BN123387	CLAMP	1
5	18C-612	BOLT, Clip to Radiator	2	12	73F-2	DRAIN COCK, Radiator	1
6	70D-08	NUT, Radiator to Frame	2	13	BN123387	CLAMP	1
7	71D-08	BASE, Radiator to Frame Nut	2	13A	BN123620	HOSE, Radiator (Upper)	1
8	518233	PAD, Radiator to Frame	2	13B	BN123387	CLAMP	1
9	18C-828	BOLT, Radiator to Frame	2	14	BN123523	ELBOW, Radiator (Upper)	1
10	BN123387	CLAMP	1	15	BN123387	CLAMP	1
10A	BN123524	HOSE, Radiator (Lower)	1	15A	BN123620	HOSE, Radiator (Upper)	1
10B	BN123387	CLAMP	1	15B	BN123387	CLAMP	1

**WHEN ORDERING PARTS, ALWAYS STATE MODEL AND SERIAL NO. OF MACHINE**

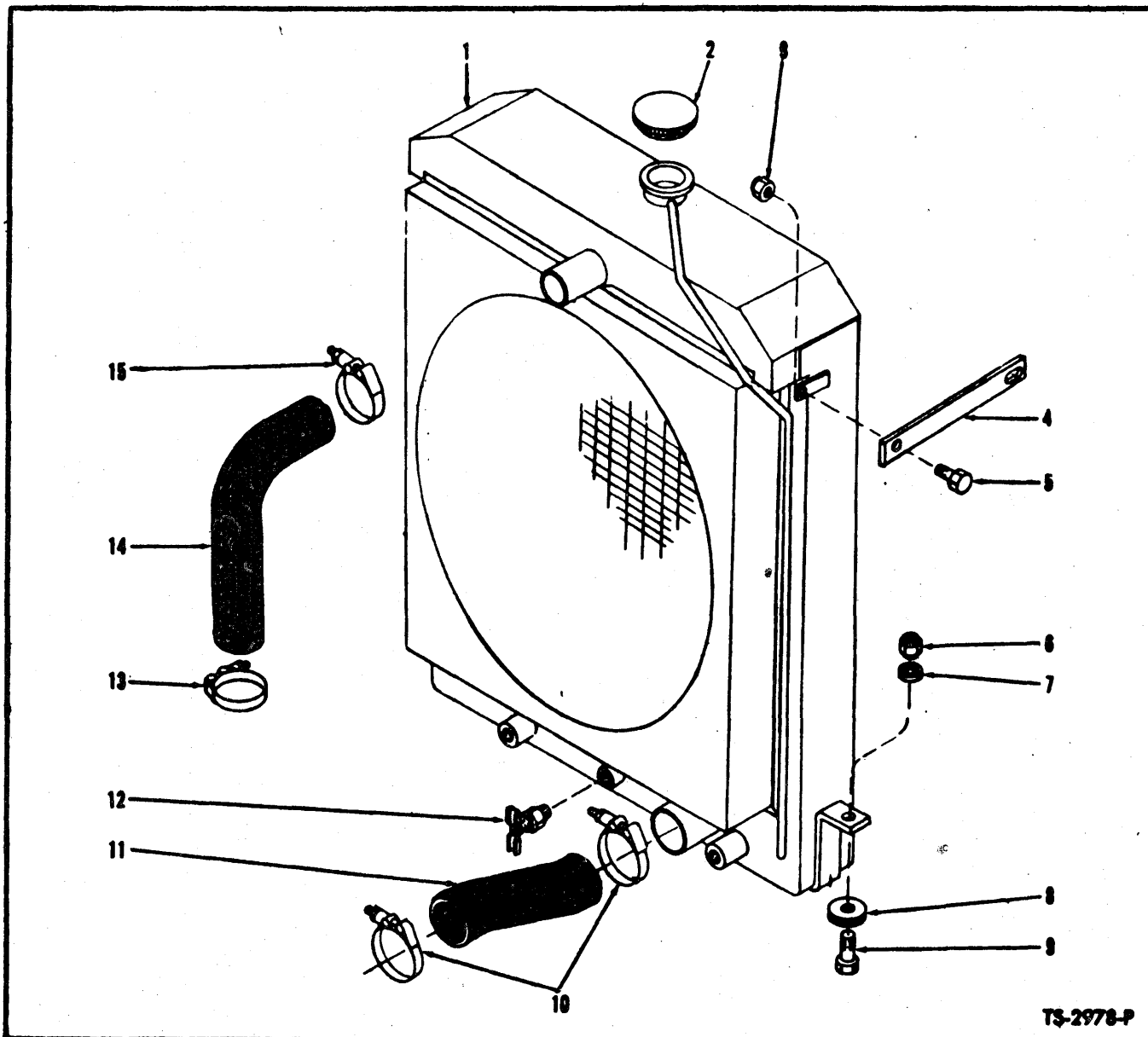


TS-2978-P

**RADIATOR AND CONNECTIONS — VOLVO**

Item No.	Part No.	Description	No. Req'd.	Item No.	Part No.	Description	No. Req'd.
1	BN122656	RADIATOR	1	10A	BN123487	HOSE	1
2	BN124138	CAP, Radiator	1	10B	BN123387	CLAMP, Hose	1
3	18D-06	NUT, Clip to Radiator	2	11	BN120356	TUBE, Radaitor Lower	1
4	BN123420	STRAP, Radiator to Grille	2	11A	BN123387	CLAMP, Hose	1
5	18C-612	BOLT, Clip to Radiator	2	11B	BN123437	HOSE	1
6	70D-08	NUT, Radiator to Frame	2	11C	BN123387	CLAMP, Hose	1
7	71D-08	BASE, Radiator to Frame Nut	2	12	73F-2	DRAIN COCK, Radiator	1
8	518233	PAD, Radiator to Frame	2	13	BN123387	CLAMP, Hose	1
9	18C-828	BOLT, Radiator to Frame	2	14	BN118918	HOSE, Radiator Upper	1
10	BN123387	CLAMP, Hose	1	15	BN123387	CLAMP, Hose	1

**WHEN ORDERING PARTS, ALWAYS STATE MODEL AND SERIAL NO. OF MACHINE**

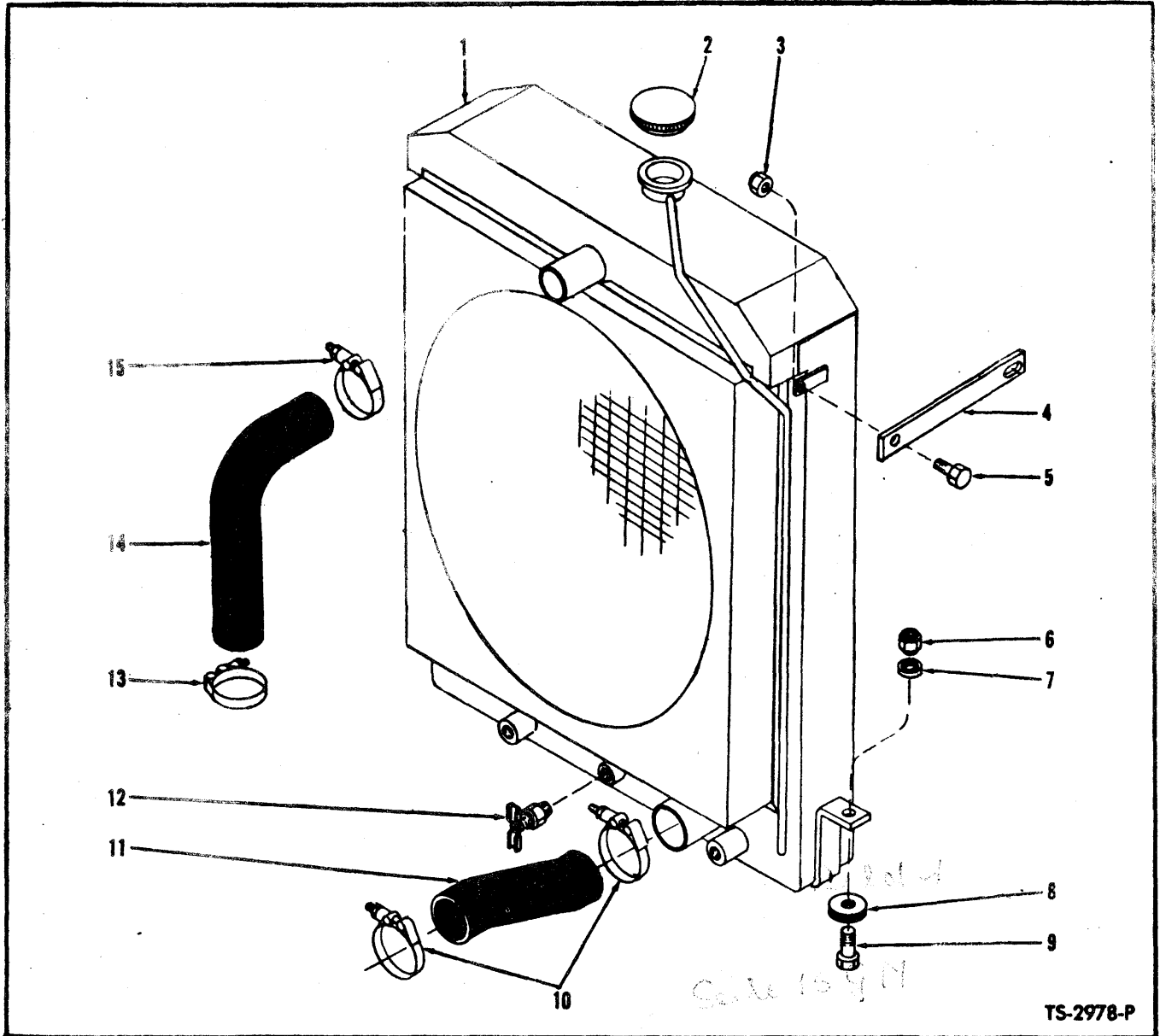


TS-2978-P

**RADIATOR AND CONNECTIONS — PERKINS**

Item No.	Part No.	Description	No. Req'd.	Item No.	Part No.	Description	No. Req'd.
1	BN125748	RADIATOR .....	1	9	18C-828	BOLT, Radiator to Frame .....	2
2	BN124138	CAP, Radiator .....	1	10	BN123387	CLAMP .....	4
3	18D-06	NUT, Clip to Radiator .....	2	11	BN125749	TUBE, Radiator Lower .....	1
4	BN126630	CLIP, Radiator to Grille .....	2	11A	BN126547	HOSE, Radiator Lower .....	2
5	18C-612	BOLT, Clip to Radiator .....	2	12	73F-2	DRAIN COCK, Radiator .....	1
6	70D-08	NUT, Radiator to Frame .....	2	13	BN123387	CLAMP .....	1
7	71D-08	BASE, Radiator to Frame Nut .....	2	14	BN125838	HOSE, Radiator Upper .....	1
8	518233	PAD, Radiator to Frame .....	2	15	BN123387	CLAMP .....	1

**WHEN ORDERING PARTS, ALWAYS STATE MODEL AND SERIAL NO. OF MACHINE**

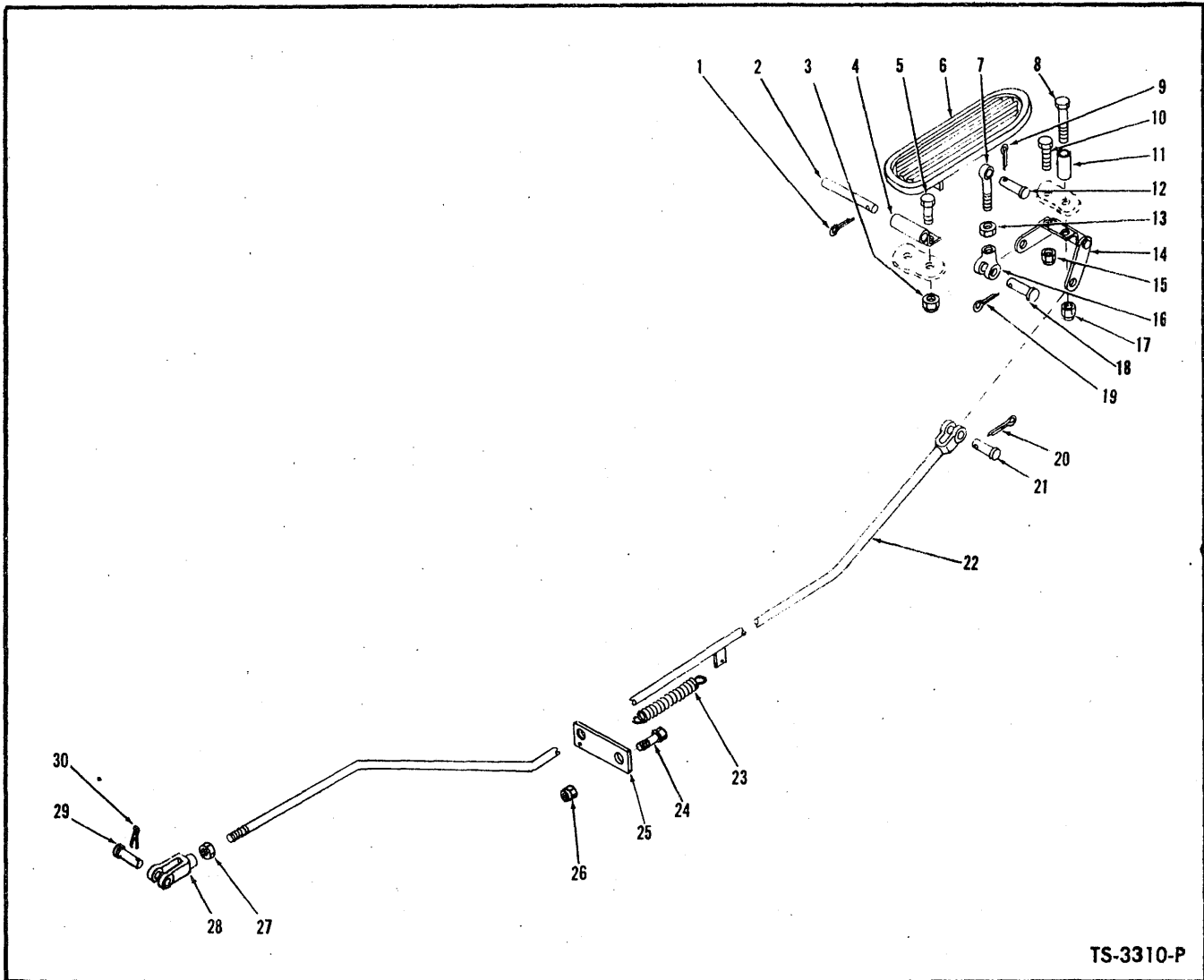


TS-2978-P

**RADIATOR AND CONNECTIONS - G.M.**

Item No.	Part No.	Description	No. Req'd.
1	BN127143	RADIATOR	1
2	BN124138	CAP, Radiator	1
3	180-06	NUT, Clip to Radiator	2
4	BN123247	CLIP, Radiator to Grille	2
5	18C-612	BOLT, Clip to Radiator	2
6	70D-08	NUT, Radiator to Frame	2
7	71D-08	BASE, Radiator to Frame Nut	2
8	518233	PAD, Radiator to Frame	2
9	18C-828	BOLT, Radiator to Frame	2
10	540108	CLAMP, Hose	2
11	540244	HOSE, Lower Radiator	1
12	73F-2	DRAIN COCK, Radiator	1
13	540266	CLAMP, Hose	1
14	544015	HOSE, Upper	1
15	540266	CLAMP, Hose	1

**WHEN ORDERING PARTS, ALWAYS STATE MODEL AND SERIAL NO. OF MACHINE**



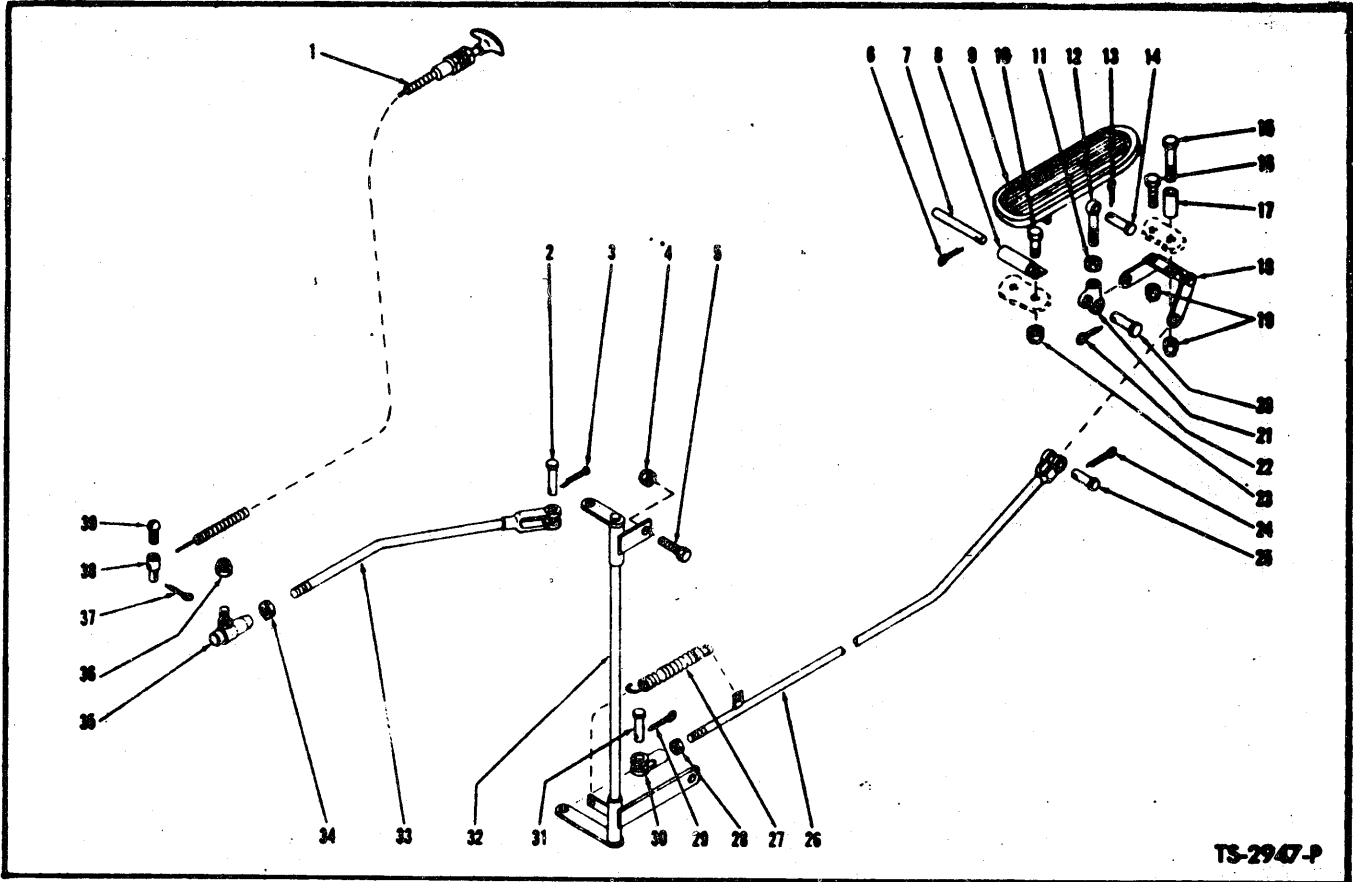
TS-3310-P

**ACCELERATOR PEDAL AND LINKAGE – CUMMINS**

Item No.	Part No.	Description	No. Req'd.	Item No.	Part No.	Description	No. Req'd.
1	1F-316	COTTER, Pedal Pivot Pin	1	16	2J-4200	CLEVIS, Rod to Bell Crank	1
2	623762	PIN, Pedal Pivot	1	17	18D-04	NUT, Pedal Stop & Bell Crank to Floorboard	1
3	18D-04	NUT, Pivot Bracket to Floorboard	2	18	4F-04051	PIN, Rod to Bell Crank Clevis	1
4	623760	BRACKET, Pedal Pivot	1	19	1F-207	COTTER, Rod to Bell Crank Clevis Pin	1
5	18C-412	BOLT, Pivot Bracket to Floorboard	2	20	1F-207	COTTER, Accelerator Rod Clevis Pin	1
6	623829	PEDAL, Accelerator	1	21	4F-04051	PIN, Accelerator Rod Clevis	1
7	536140	ROD, Pedal to Bell Crank	1	22	547537	ROD, Accelerator — Pedal to Engine	1
8	18C-428	BOLT, Pedal Stop & Bell Crank to Floorboard	1	23	551090	SPRING, Accelerator Rod Return	1
9	1F-207	COTTER, Rod to Pedal Pin	1	24	18C-716	BOLT, Rod Guide Mounting	1
10	18C-412	BOLT, Bell Crank to Floorboard	1	25	524556	GUIDE, Accelerator Rod	1
11	536141	STOP, Pedal	1	26	18D-07	NUT, Rod Guide Mounting	1
12	4F-04051	PIN, Rod to Pedal	1	27	8D-05	NUT, Clevis Jam	1
13	8D-04	NUT, Clevis Jam	1	28	2J-5204	CLEVIS, Accelerator Rod	1
14	516175	BELL CRANK, Pedal to Accelerator Rod	1	29	4F-05062	PIN, Accelerator Rod Clevis	1
15	18D-04	NUT, Bell Crank to Floorboard	1	30	1F-414	COTTER, Accelerator Rod Clevis Pin	1

**WHEN ORDERING PARTS, ALWAYS STATE MODEL AND SERIAL NO. OF MACHINE**



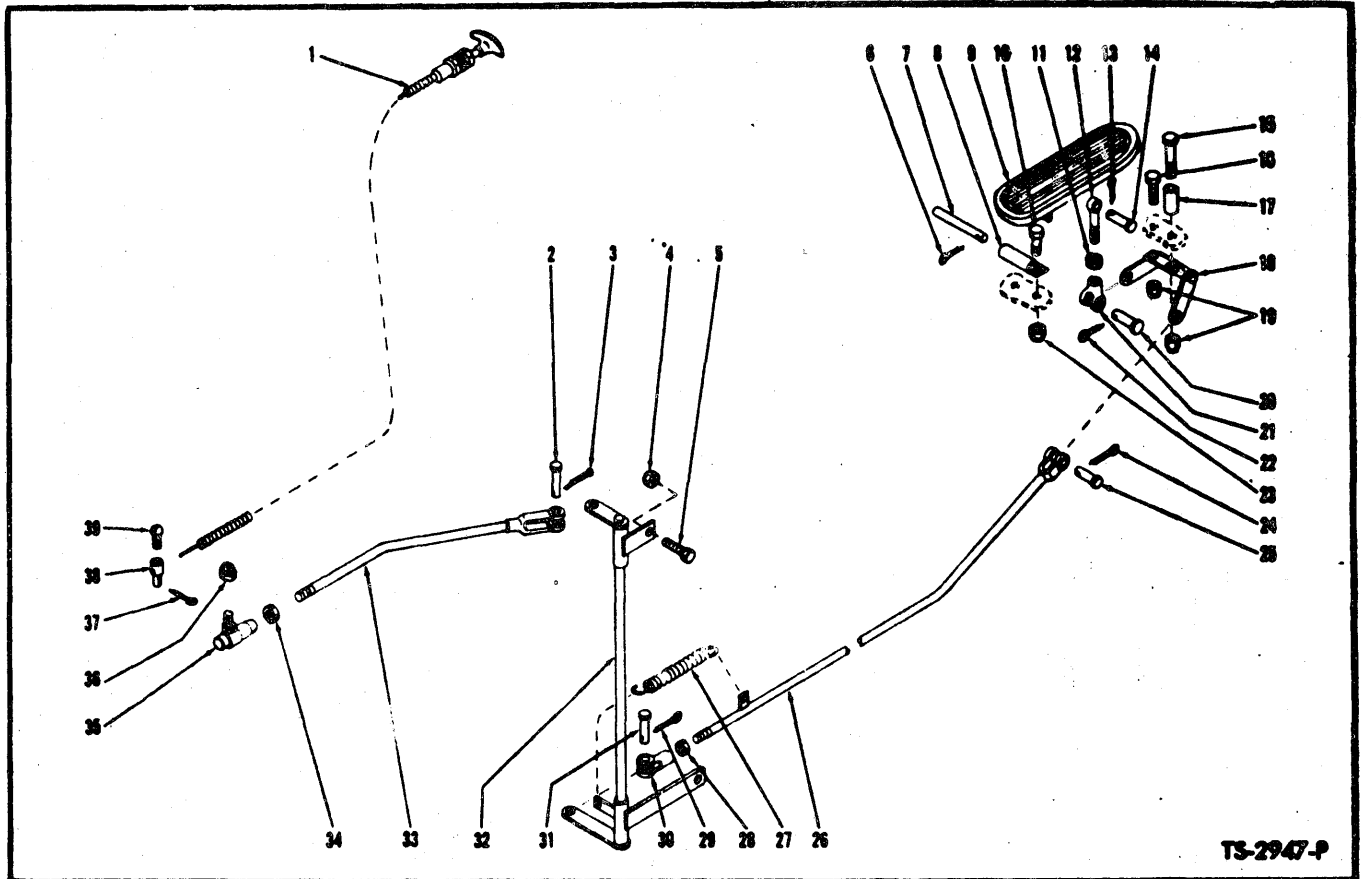


**ACCELERATOR PEDAL AND LINKAGE — LEYLAND**

Item No.	Part No.	Description	No. Req'd.	Item No.	Part No.	Description	No. Req'd.
1	7H-13	CABLE, Shutoff	1	21	2J-4200	CLEVIS, Rod to Bell Crank	1
				22	1F-207	COTTER, Clevis Pin	1
				23	18D-04	NUT, Bracket to Floorboard	2
				24	1F-207	COTTER, Clevis Pin	1
6	1F-316	COTTER, Clevis Pin	1	25	4F-04051	PIN, Rod to Bell Crank	1
7	623762	PIN, Pedal to Bracket	1	26	BN125380	ACCELERATOR, Weld Assy (Pedal to Engine)	1
8	623760	BRACKET, Accelerator Pedal Pivot	1	27	551090	SPRING, Accelerator Rod Return	1
9	623829	PEDAL, Accelerator	1	28	BN125384	GUIDE, Accelerator Rod	1
10	18C-412	BOLT, Bracket to Floorboard	2	29	18C-616	BOLT (Guide Mtg)	1
11	8D-04	NUT, Clevis Jam	1	30	18D-06	NUT (Guide Mtg)	1
12	536140	ROD, Pedal to Bell Crank	1	34	8D-04	JAM NUT	1
13	1F-207	COTTER, Clevis Pin	1	35	2J-4200	YOKE	1
14	4F-04051	PIN, Pedal to Rod	1	36	4F-04051	PIN	1
15	18C-428	BOLT, Stop to Floorboard	1	36A	1F-207	COTTER, Pin	1
16	18C-412	BOLT, Bell Crank to Floorboard	1				
17	536141	STOP, Pedal	1	37	1F-308	COTTER, Wire Connector	1
18	550616	BELL CRANK	1	38	351131	CONNECTOR, Wire	1
19	18D-04	NUT, Bell Crank to Floorboard	2	39	3G-1008	SCREW, Wire Connector	1
20	4F-04051	PIN, Clevis to Bell Crank	1				

**WHEN ORDERING PARTS, ALWAYS STATE MODEL AND SERIAL NO. OF MACHINE**

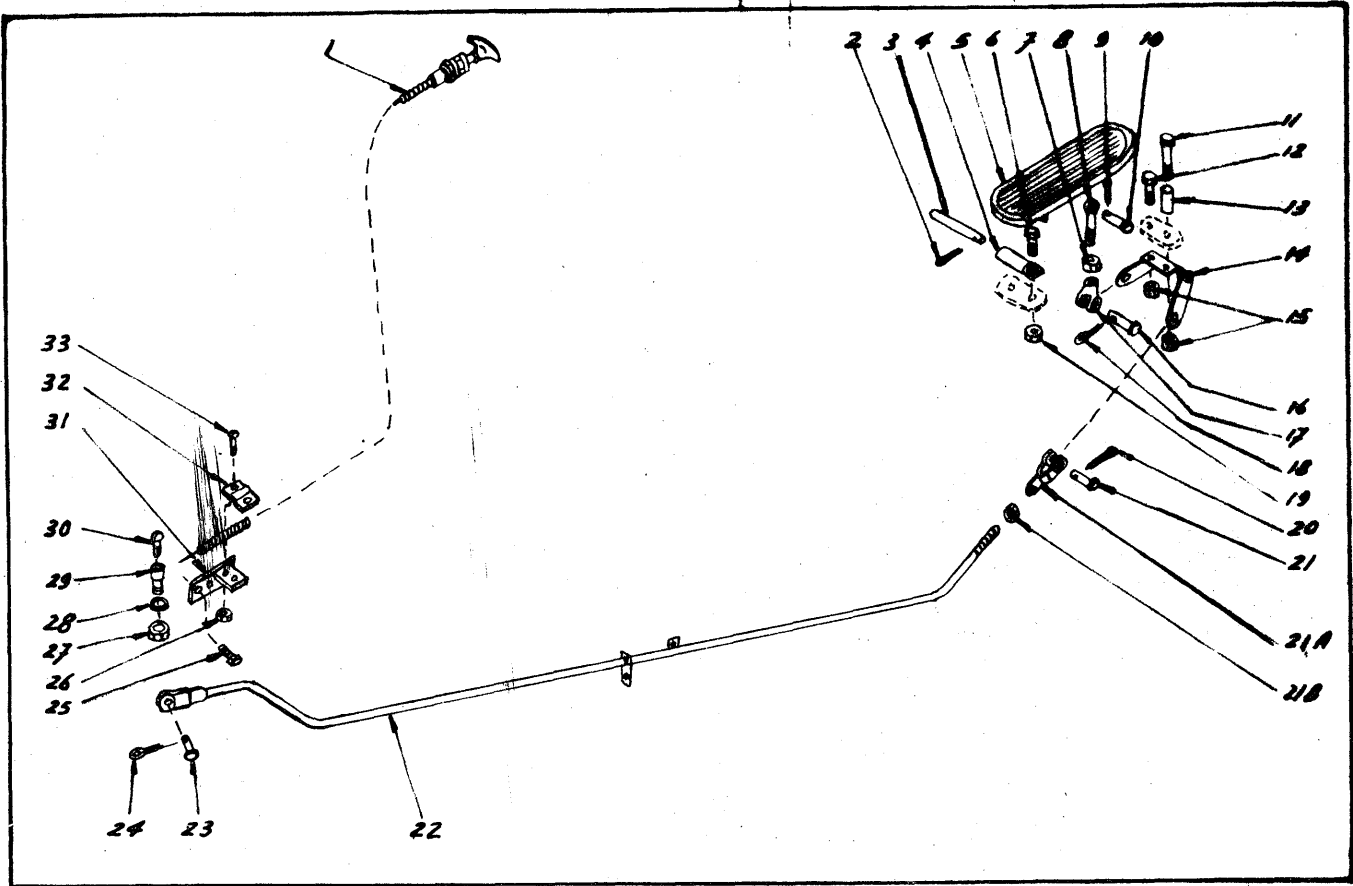




**ACCELERATOR PEDAL AND LINKAGE — VOLVO**

Item No.	Part No.	Description	No. Req'd.	Item No.	Part No.	Description	No. Req'd.
1	7H-13	CABLE, Shutoff	1	21	2J-4200	CLEVIS, Rod to Bell Crank	1
2	4F-04051	PIN, Rod to Bell Crank	1	22	1F-207	COTTER, Clevis Pin	1
3	1F-207	COTTER, Clevis Pin	1	23	18D-04	NUT, Bracket to Floorboard	2
4	18D-06	NUT, Bell Crank Attaching Bolt	2	24	1F-207	COTTER, Clevis Pin	1
5	18C-620	BOLT, Bell Crank Attaching	2	25	4F-04051	PIN, Rod to Bell Crank	1
6	1F-316	COTTER, Clevis Pin	1	26	BN125692	ACCELERATOR, Rod Assy	1
7	623762	PIN, Pedal to Bracket	1	27	551090	SPRING, Accelerator Rod Return	1
8	623760	BRACKET, Accelerator Pedal Pivot	1	29	1F-207	COTTER, Clevis Pin	1
9	623829	PEDAL, Accelerator	1	31	4F-04051	PIN, Rod to Bell Crank	1
10	18C-412	BOLT, Bracket to Floorboard	2	32	BN125720	BELL CRANK	1
11	8D-04	NUT, Clevis Jam	1	33	BN125690	ROD, Accelerator	1
12	536140	ROD, Pedal to Bell Crank	1	34	8D-04	JAM NUT	1
13	1F-207	COTTER, Clevis Pin	1	35	2J-4200	END CLEVIS	1
14	4F-04051	PIN, Pedal to Rod	1	36	4F-04051	PIN	1
15	18C-428	BOLT, Stop to Floorboard	1	36A	1F-207	COTTER, Pin	1
16	18C-412	BOLT, Bell Crank to Floorboard	1	37	1F-207	COTTER, Pin	1
17	536141	STOP, Pedal	1	37A	BN125742	WASHER	1
18	550616	BELL CRANK	1	37B	BN125741	PIN	1
19	18D-04	NUT, Bell Crank to Floorboard	2	38	BN125740	CONNECTOR, Wire	1
20	4F-04051	PIN, Clevis to Bell Crank	1	39	BN125743	SCREW, Wire Connector	1
				40	BN125738	BRACKET, Cable Stop	1
				41	BN124968	CLIP, Cable Stop	1
				42	BN125744	SCREW, Clip to Bracket	2
				43	BN125745	NUT, Clip to Bracket	2
				44	BN125746	BOLT, Bracket to Engine	2

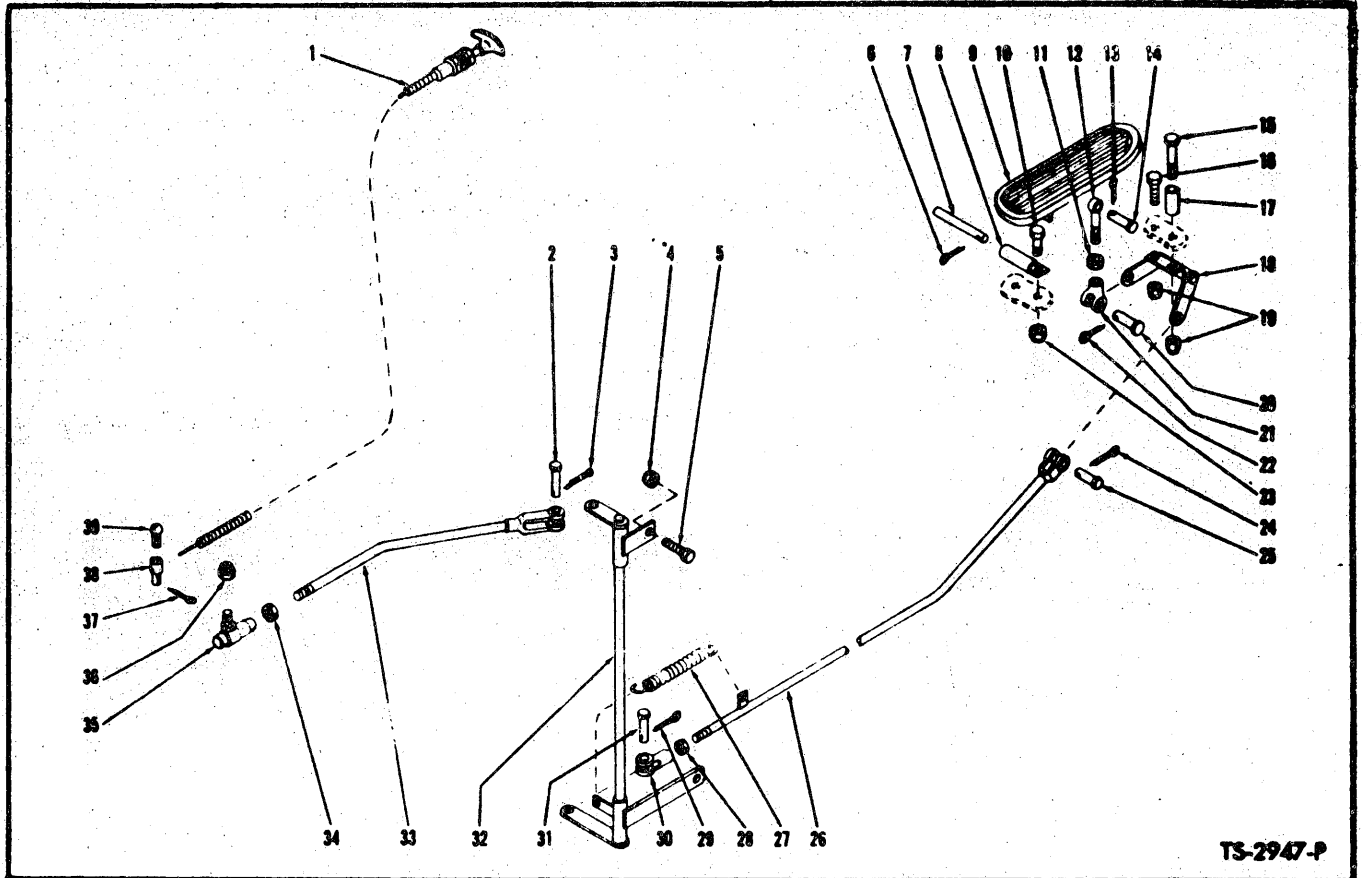
**WHEN ORDERING PARTS, ALWAYS STATE MODEL AND SERIAL NO. OF MACHINE**



**ACCELERATOR PEDAL AND LINKAGE — PERKINS**

Item No.	Part No.	Description	No. Req'd.	Item No.	Part No.	Description	No. Req'd.
1	7H-13	CABLE, Shutoff	1	19	18D-04	NUT, Bracket to Floorboard	2
2	1F-316	COTTER, Clevis Pin	1	20	1F-207	COTTER, Clevis Pin	1
3	623762	PIN, Pedal to Bracket	1	21	4F-04051	PIN, Rod to Bell Crank	1
4	623760	BRACKET, Accelerator Pedal Pivot	1	21A	2J-4200	END CLEVIS, Acc. Rod	1
5	623829	PEDAL, Accelerator	1	21B	8D-04	JAM NUT, Acc. Rod	1
6	18C-412	BOLT, Bracket to Floorboard	2	22	BN126544	ACC. ROD ASSY	1
7	8D-04	NUT, Clevis Jam	1	23	4F-04051	PIN, Acc. Rod to Engine	1
8	536140	ROD, Pedal to Bell Crank	1	24	1F-207	COTTER, Clevis Pin	1
9	1F-207	COTTER, Clevis Pin	1	25	—	Furnished with Engine	—
10	4F-04051	PIN, Pedal to Rod	1	26	BN126619	NUT, Clip to Support	2
11	18C-428	BOLT, Stop to Floorboard	1	27	14D-10	NUT, Clip to Support	2
12	18C-412	BOLT, Bell Crank to Floorboard	1	28	BN126718	WASHER, Clip to Support	2
13	536141	STOP, Pedal	1	29	BN117527	WIRE CONNECTOR	1
14	550616	BELL CRANK	1	30	3G-1008	SET SCREW	1
15	18D-04	NUT, Bell Crank to Floorboard	2	31	BN126546	SUPPORT, Cable Shut-off	1
16	4F-04051	PIN, Clevis to Bell Crank	1	32	BN124968	CLIP, Cable Shut-off	1
17	2J-4200	CLEVIS, Rod to Bell Crank	1	33	BN126618	SCREW, Clip to Support	2
18	1F-207	COTTER, Clevis Pin	1				

**WHEN ORDERING PARTS, ALWAYS STATE MODEL AND SERIAL NO. OF MACHINE**

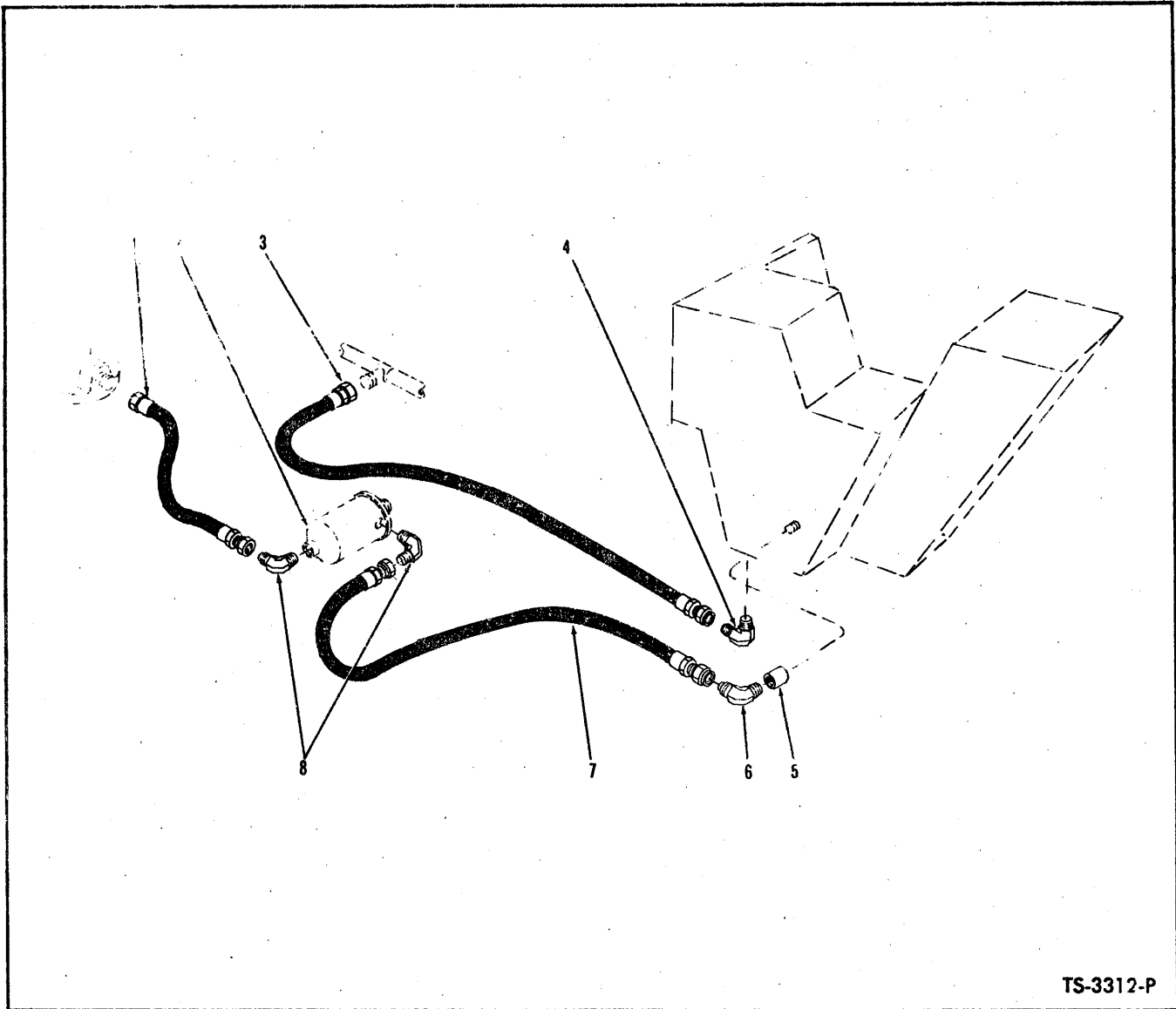


TS-2947-P

**ACCELERATOR PEDAL AND LINKAGE - G.M.**

Item No.	Part No.	Description	No. Req'd.	Item No.	Part No.	Description	No. Req'd.
1	541579	CABLE, Shutoff	1	21	2J-4200	CLEVIS, Rod to Bell Crank	1
2	4F-04051	PIN, Rod to Bell Crank	1	22	1F-207	COTTER, Clevis Pin	1
3	1F-207	COTTER, Clevis Pin	1	23	18D-04	NUT, Bracket to Floorboard	2
4	18D-06	NUT, Bell Crank Attaching Bolt	2	24	1F-207	COTTER, Clevis Pin	1
5	18C-620	BOLT, Bell Crank Attaching	2	25	4F-04051	PIN, Rod to Bell Crank	1
6	1F-316	COTTER, Clevis Pin	1	26	540858	ROD, Accelerator	1
7	623762	PIN, Pedal to Bracket	1	27	551090	SPRING, Accelerator Rod Return	1
8	623760	BRACKET, Accelerator Pedal Pivot	1	28	66D-05	NUT, Clevis Jam	1
9	623829	PEDAL, Accelerator	1	29	1F-310	COTTER, Clevis Pin	1
10	18C-412	BOLT, Bracket to Floorboard	2	30	2J-5204	CLEVIS, Rod to Bell Crank	1
11	8D-04	NUT, Clevis Jam	1	31	4F-05062	PIN, Rod to Bell Crank	1
12	536140	ROD, Pedal to Bell Crank	1	32	541133	BELL CRANK	1
13	1F-207	COTTER, Clevis Pin	1	33	540861	ROD, Accelerator	1
14	4F-04051	PIN, Pedal to Rod	1	34	8D-05	NUT, Ball Joint Jam	1
15	18C-428	BOLT, Stop to Floorboard	1	35	1301360	BALL JOINT	1
16	18C-412	BOLT, Bell Crank to Floorboard	1	36	66D-05	NUT, Ball Joint	1
17	536141	STOP, Pedal	1	37	1F-308	COTTER, Wire Connector	1
18	550616	BELL CRANK	1	38	351131	CONNECTOR, Wire	1
19	18D-04	NUT, Bell Crank to Floorboard	2	39	3G-1008	SCREW, Wire Connector	1
20	4F-04051	PIN, Clevis to Bell Crank	1				

**WHEN ORDERING PARTS, ALWAYS STATE MODEL AND SERIAL NO. OF MACHINE**

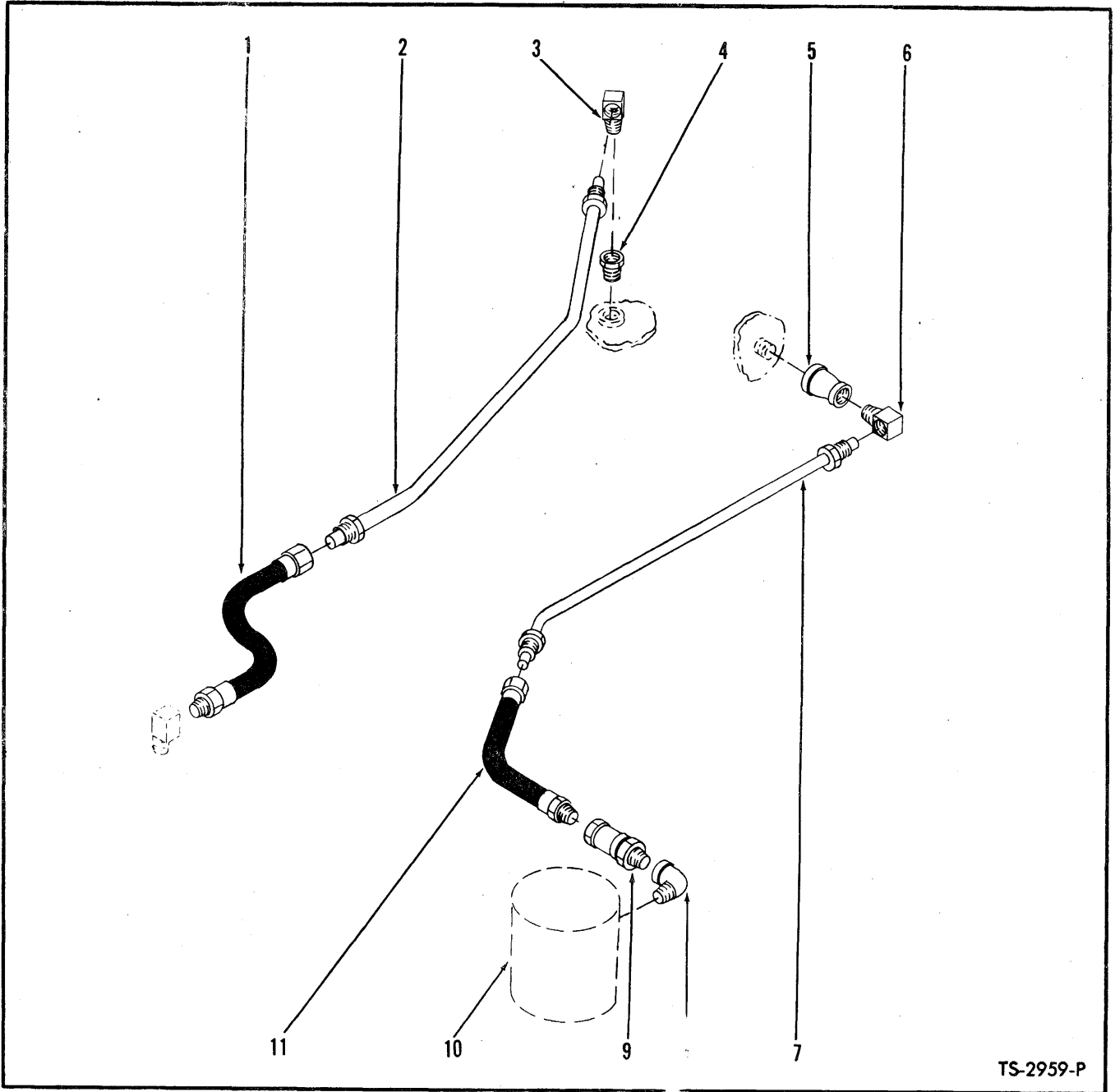


TS-3312-P

**FUEL LINES — CUMMINS**

Item No.	Part No.	Description	No. Req'd.
1	547546	HOSE, Fuel Pump to Fuel Filter .....	1
2	---	FUEL FILTER — See Engine Parts Manual .....	—
3	547545	HOSE, Drain — Manifold to Fuel Tank .....	1
4	42F-8	ELBOW, Hose to Tank .....	1
5	75F-4	COUPLING, Elbow to Tank .....	1
6	42F-9	FITTING, Hose to Coupling .....	1
7	547544	HOSE, Tank to Filter .....	1
8	42F-9	FITTING, Hose to Filter .....	2

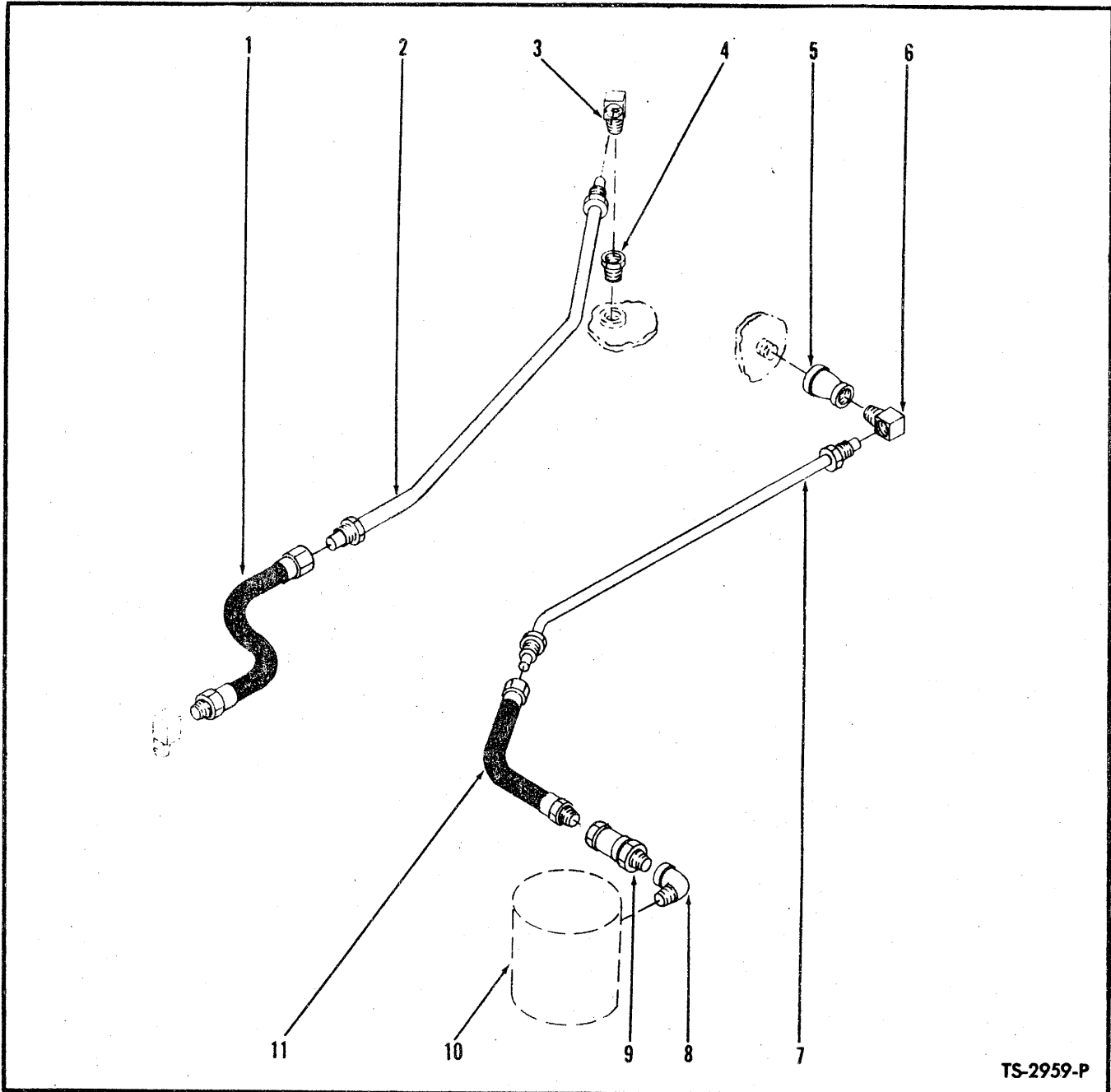
**WHEN ORDERING PARTS, ALWAYS STATE MODEL AND SERIAL NO. OF MACHINE**



**FUEL LINES — DAF**

Item No.	Part No.	Description	No. Req'd.
1	BN128789	HOSE, Return, Plilastic	1
2	BN128725	LINE, Fuel Return	1
3	62F-6	ELBOW, Return Line to Tank	1
4	19F-5	BUSHING, Tank Reducing	1
5	76F-3	COUPLING, Reducing	1
6	62F-6	ELBOW, Line to Tank	1
7	541152	LINE, Tank to Filter	1
8	26F-2	ELBOW, Hose to Filter	1
9	531792	VALVE, Check	1
10	—	FUEL FILTER — See Engine Parts Manual	—
11	512133	HOSE, Line to Filter	1

**WHEN ORDERING PARTS, ALWAYS STATE MODEL AND SERIAL NO. OF MACHINE**

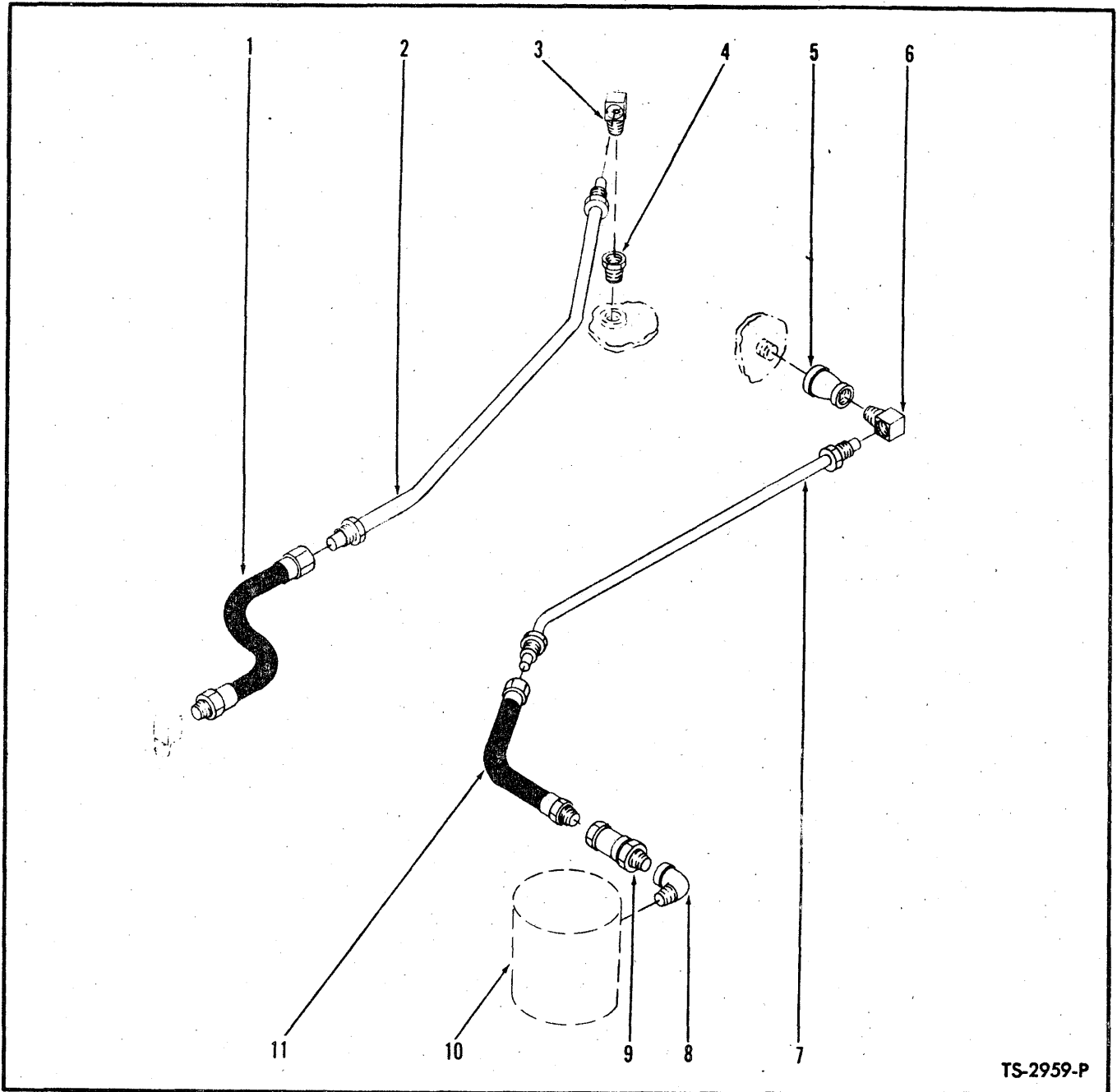


TS-2959-P

**FUEL LINES — LEYLAND**

Item No.	Part No.	Description	No. Req'd.
1	BN125546	FUEL LINE ASSY ON ENGINE (Fuel Return)	1
1A		PLASTIC HOSE	1
2	BN125545	FUEL LINE ASSY ON RESERVOIR (Fuel Return)	1
3	62F-6	90° Inverted Flared Tube Fitting	1
4	356612	BUSHING, Tank Reducing	1
5	76F-3	COUPLING, Reducing	1
6	62F-6	ELBOW, Line to Tank	1
7	BN125543	FUEL LINE ASSY ON RESERVOIR (Fuel Supply)	1
7A		PLASTIC HOSE	1
10		FUEL FILTER — See Engine Parts Manual	1
11	BN125544	FUEL LINE ASSY ON ENGINE (Fuel Supply)	1

**WHEN ORDERING PARTS, ALWAYS STATE MODEL AND SERIAL NO. OF MACHINE**

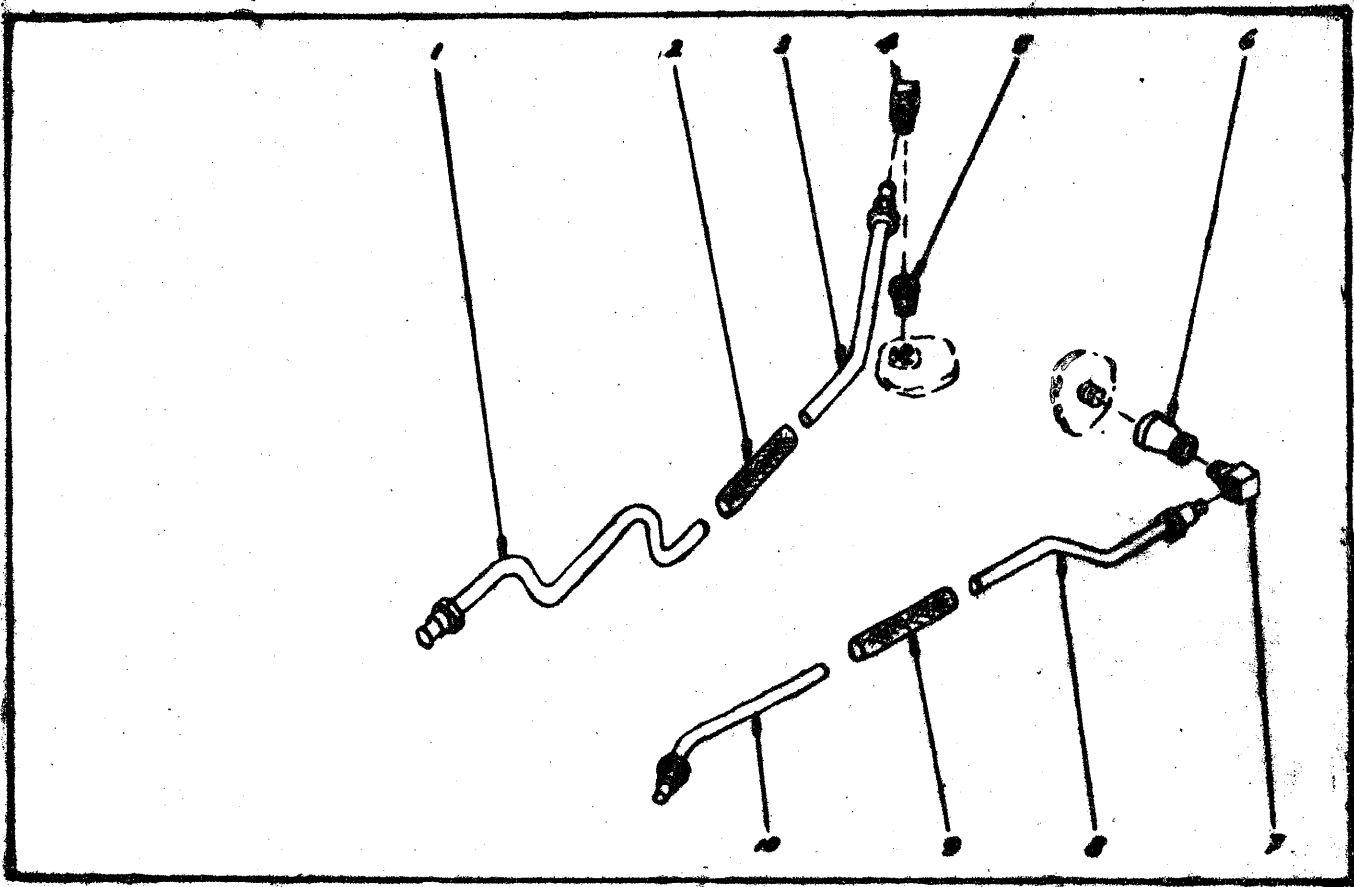


TS-2959-P

**FUEL LINES — VOLVO**

Item No.	Part No.	Description	No. Req'd.
1	BN125710	LINE ASSY - Fuel Return	1
1A	BN125796	HOSE, Fuel Return	1
2	BN125715	LINE, Fuel Return	1
3	62F-6	ELBOW, Return Line to Tank	1
4	356612	BUSHING, Tank Reducing	1
5	76F-3	COUPLING, Reducing	1
6	62F-6	ELBOW, Line to Tank	1
7	BN125721	LINE, Fuel Suction	1
7A	BN125797	HOSE, Fuel Suction	1
10	—	FUEL FILTER — See Engine Parts Manual	—
11	BN125723	LINE ASSY - Fuel Suction	1

**WHEN ORDERING PARTS, ALWAYS STATE MODEL AND SERIAL NO. OF MACHINE**

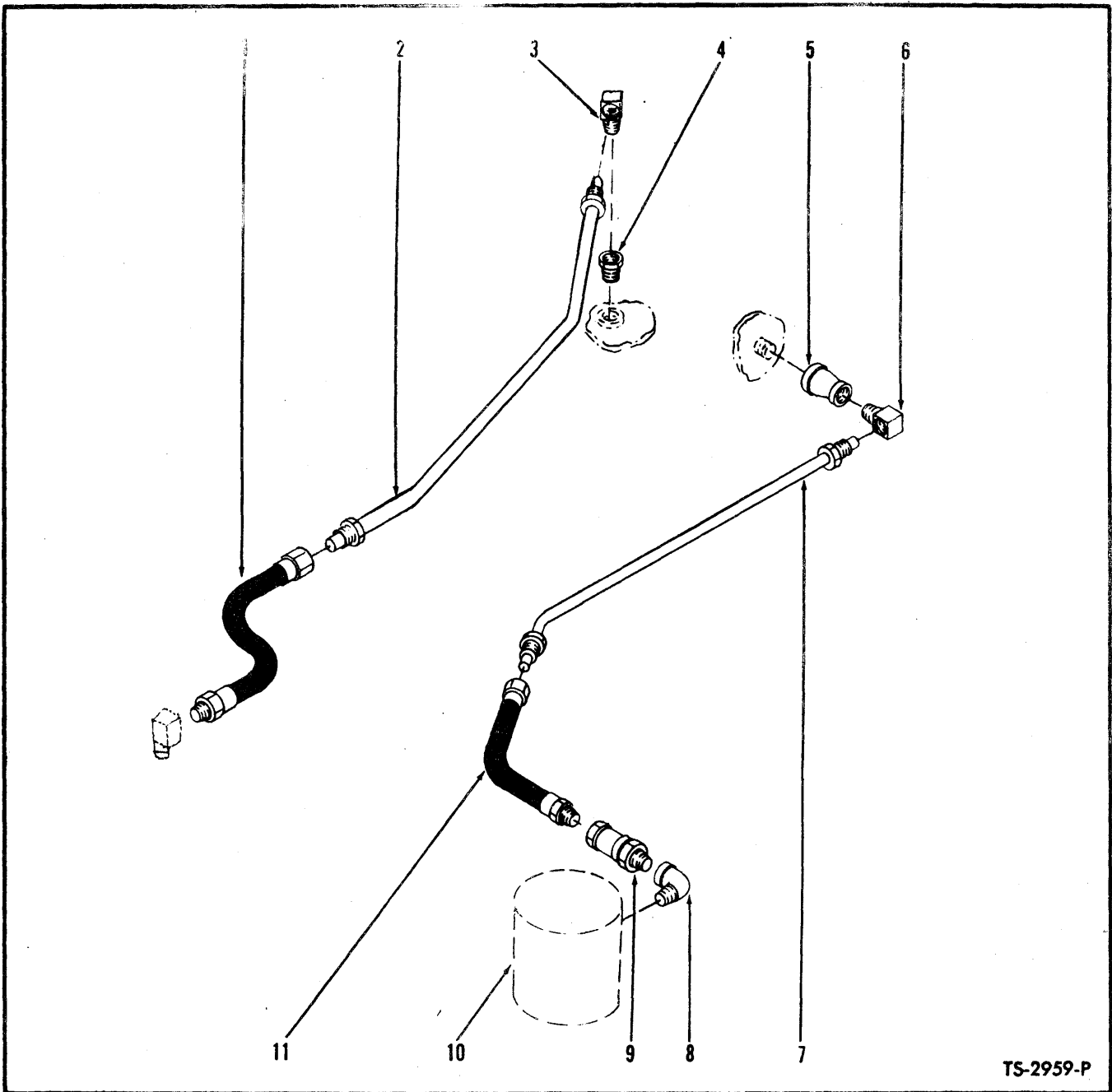


**FUEL LINES — PERKINS**

Item No.	Part No.	Description	No. Req'd.
1	BN126570	FUEL LINE RETURN, Engine Side .....	1
3	BN126625	PLASTIC HOSE .....	1
3	BN126569	FUEL LINE RETURN, Tank Side .....	1
4	62F-3	ELBOW, Return Line to Tank .....	1
5	19F-2	REDUCING, Return Line to Tank .....	1
6	76F-3	COUPLING, Reducing .....	1
7	62F-5	ELBOW, Suction Line to Tank .....	1
8	BN126567	FUEL LINE SUCTION, Tank Side .....	1
9	BN126624	PLASTIC HOSE .....	1
10	BN126568	FUEL LINE SUCTION, Engine Side .....	1

**WHEN ORDERING PARTS, ALWAYS STATE MODEL AND SERIAL NO. OF MACHINE**



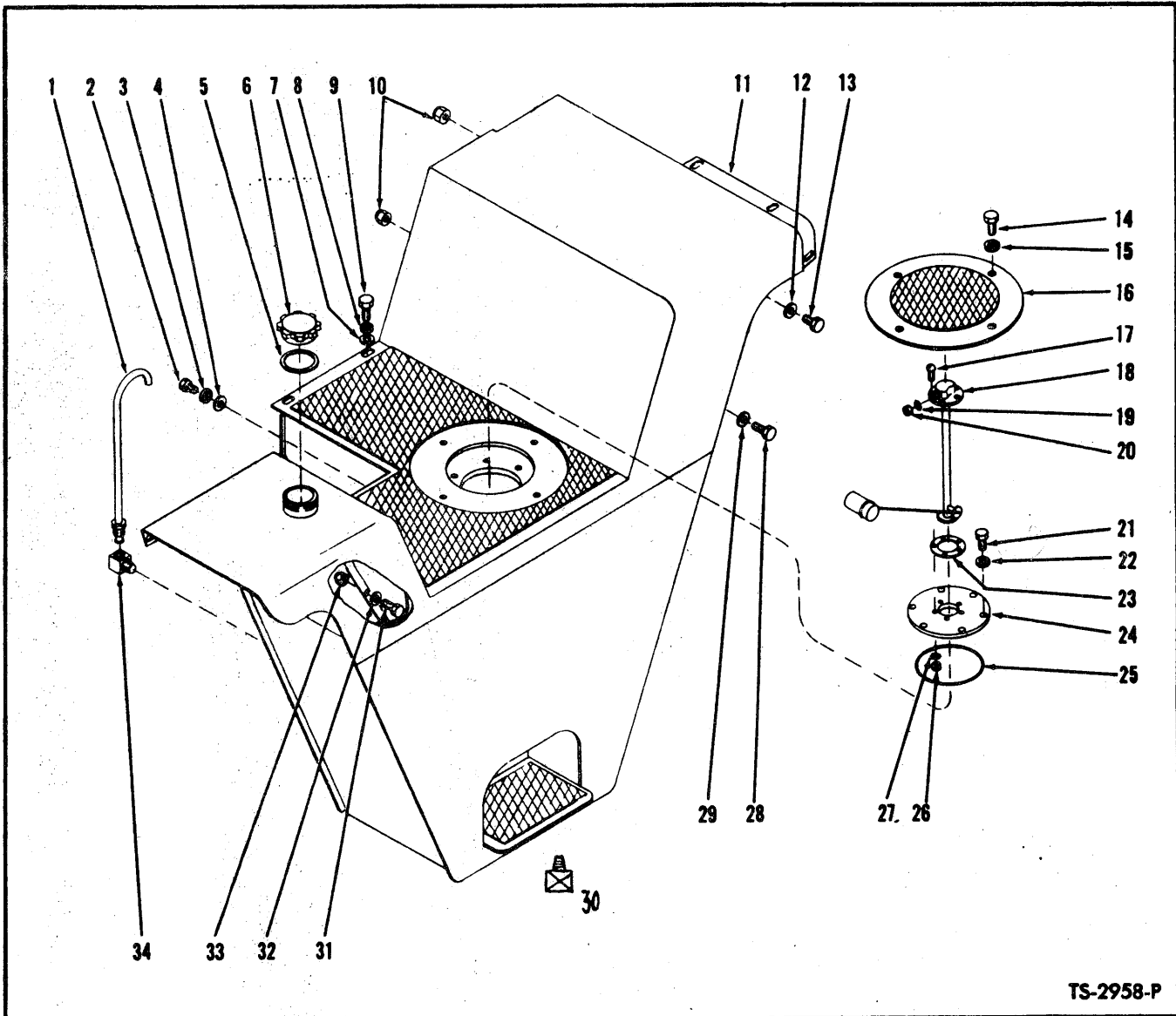


TS-2959-P

**FUEL LINES — G.M.**

Item No.	Part No.	Description	No. Req'd.
1	541155	HOSE, Engine to Return Line	1
2	541156	LINE, Fuel Return	1
3	62F-5	ELBOW, Return Line to Tank	1
4	356612	BUSHING, Tank Reducing	1
5	75F-4	COUPLING, Reducing	1
5A	356612	REDUCING BUSHING	1
6	62F-2	ELBOW, Line to Tank	1
7	541152	LINE, Tank to Filter	1
8	26F-2	ELBOW, Hose to Filter	1
9	531792	VALVE, Check	1
10		FUEL Filter — See Engine Parts Manual	1
11	512133	HOSE, Line to Filter	1

**WHEN ORDERING PARTS, ALWAYS STATE MODEL AND SERIAL NO. OF MACHINE**

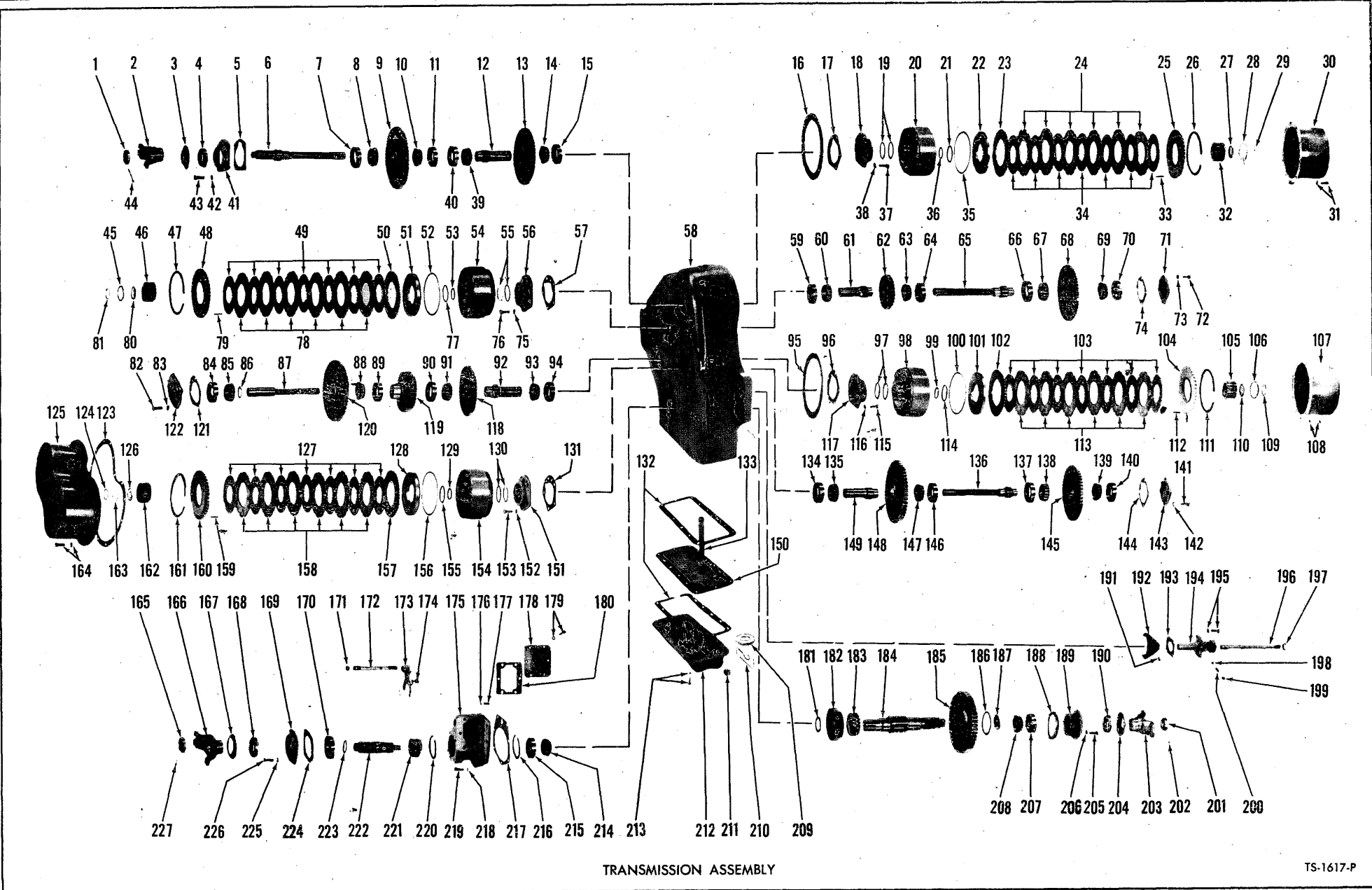


TS-2958-P

**FUEL TANK**

Item No.	Part No.	Description	No. Req'd.	Item No.	Part No.	Description	No. Req'd.
1	543034	TUBE, Vent	1	18	536204	SENDER UNIT, Fuel Tank	1
2	17C-616	BOLT, Tank to Pivot Cap	2	19	12E-10	LKWSHR, Sender Unit Terminal	1
3	4E-06	LKWSHR, Tank to Pivot Cap	2	20	14D-10	NUT, Sender Unit Terminal	1
4	619021	WASHER, Tank to Pivot Cap	2	21	18C-612	BOLT, Support Ring to Tank	6
5	539318	GASKET, Filler Cap	1	22	4E-06	LKWSHR, Support Ring to Tank	6
6	539195	CAP, Filler	1	23	627982	GASKET, Sender Unit	1
7	619021	WASHER, Tank to Seat Support	2	24	536274	SUPPORT RING	1
8	4E-06	LKWSHR, Tank to Seat Support	2	25	25K-40428	"O" RING, Support Ring	1
9	17C-616	BOLT, Tank to Seat Support	2	26	12D-10	NUT, Sender Unit to Support Ring	5
10	18D-06	NUT, Tank to Frame	3	27	12E-10	LKWSHR, Sender Unit to Support Ring	5
11		TANK FUEL		28	18C-636	BOLT, Tank to Frame	1
11A	536387	For GM, Cummins, Leyland, Volvo & Perkins Powered Machines	1	29	619021	WASHER, Tank to Frame	1
11B	BN124256	For DAF Powered Machines	1				
12	619021	WASHER, Tank to Seat Support	2	31	18C-832	BOLT, Tank to Frame	2
13	18C-620	BOLT, Tank to Seat Support	2	32	619029	WASHER, Tank to Frame	2
14	17C-608	BOLT, Cover to Tank	4	33	18D-08	NUT, Tank to Frame	2
15	4E-06	LKWSHR, Cover to Tank	4	34	62F-3	ELBOW, Tube to Tank	1
16	540056	COVER	1	30	13F-04	Pipe Plug	1
17	3G-1008	SCREW, Sender Unit to Support Ring	5				

**WHEN ORDERING PARTS, ALWAYS STATE MODEL AND SERIAL NO. OF MACHINE**



TRANSMISSION ASSEMBLY

TS-1617-P



## TRANSMISSION ASSEMBLY

Item No.	Part No.	Description	No. Req'd.	Item No.	Part No.	Description	No. Req'd.
A	281740	TRANSMISSION ASSY - R-300FS-5 (Inc. 1 thru 227)	1	40A	223881	†RING, Bearing Locating	1
1	201951	NUT, Input Flange	1	41	209339	CAP, Input Shaft Bearing	1
2	209343	FLANGE ASSY, Input (Inc. 3)	1	42	4E-07	LKWSHR, Bearing Cap	4
3	100949	DEFLECTOR, Input Flange	1	43	1C-718	BOLT, Bearing Cap	4
4	206864	SEAL, Input Shaft Oil	1	44	1F-424	COTTER, Flange Nut	1
5	209340	‡SHIM, Bearing Cap - .004"	-	45	223867	RING, Hub Washer Locating	1
5A	209341	‡SHIM, Bearing Cap - .007"	-	46	220398	HUB, Clutch Disc	1
5B	209342	‡SHIM, Bearing Cap - .010"	-	47	223942	RING, End Plate Retaining	1
6	220390	SHAFT, Input	1	48	208760	PLATE, Clutch Disc End	1
7	675544	CUP, Input Shaft Bearing	1	49	216677	DISC, Clutch Inner	7
8	675547	CONE, Input Shaft Bearing	1	50	221998	DISC, Clutch Outer	1
9	209377	GEAR, Input Shaft Reverse (45T)	1	51	221996	PISTON, Clutch	1
10	675547	CONE, Input Shaft Bearing	1	52	208776	RING, Piston Outer Sealing	1
11	675544	CUP, Input Shaft Bearing	1	53	224106	RING, Drum Hub Retaining	1
11A	223881	†RING, Bearing Locating	1	54	222409	DRUM ASSY, Clutch (Inc. 54A, 54B)	1
12	220389	SHAFT, Forward Gear Quill	1	54A	222407	†HOUSING, Bleed Valve	1
13	209369	GEAR, Input Shaft Forward (43T)	1	54B	10J-06	†BALL, Bleed Valve	1
14	731321	CONE, Quill Shaft Bearing	1	55	209387	RING, Drum Hub Sealing	2
15	731319	CUP, Quill Shaft Bearing	1	56	220469	CAP, Clutch Bearing	1
16	221401	GASKET, Clutch Cover	1	57	220471	‡SHIM, Bearing Cap - .004"	-
17	220471	‡SHIM, Bearing Cap - .004"	-	57A	220472	‡SHIM, Bearing Cap - .007"	-
17A	220472	‡SHIM, Bearing Cap - .007"	-	57B	220473	‡SHIM, Bearing Cap - .010"	-
17B	220473	‡SHIM, Bearing Cap - .010"	-	57C	221209	‡SHIM, Bearing Cap - .020"	-
17C	221209	‡SHIM, Bearing Cap - .020"	-	58	220934	CASE ASSY, Transmission	1
18	220469	CAP, Clutch Bearing	1	59	731319	CUP, Quill Shaft Bearing	1
19	209387	RING, Clutch Drum Sealing	2	60	731321	CONE, Quill Shaft Bearing	1
20	222409	DRUM ASSY, Clutch (Inc. 20A, 20B)	1	61	220389	SHAFT, 1st & 3rd Quill	1
20A	222407	†HOUSING, Bleed Valve	1	62	209374	GEAR, 1st & 3rd Drive (29T)	1
20B	10J-06	†BALL, Bleed Valve	1	63	675548	CONE, Quill Shaft Bearing	1
21	208777	RING, Piston Inner Sealing	1	64	675544	CUP, Quill Shaft Bearing	1
22	221996	PISTON, Clutch	1	64A	223881	†RING, Bearing Locating	1
23	221998	DISC, Clutch Outer	1	65	220388	SHAFT, 1st & 3rd Drive	1
24	208773	DISC, Clutch Outer	6	66	675544	CUP, Drive Shaft Bearing	1
25	208760	PLATE, Clutch Disc End	1	66A	223881	†RING, Bearing Locating	1
26	223942	RING, End Plate Retaining	1	67	675547	CONE, Drive Shaft Bearing	1
27	220468	WASHER, Disc Hub Retaining	1	68	209375	GEAR, 1st & 3rd Drop (44T)	1
28	223867	RING, Hub Washer Locating	1	69	675547	CONE, Drive Shaft Bearing	1
29	224047	RING, Hub Washer Retaining	1	70	675544	CUP, Drive Shaft Bearing	1
30	220391	COVER, Clutch	1	71	209364	CAP, Drive Shaft Bearing	1
31	5C-614	BOLT & LKWSHR, Clutch Cover	10	72	1C-718	BOLT, Bearing Cap	4
32	220398	HUB, Clutch Disc	1	73	4E-07	LKWSHR, Bearing Cap	4
33	220186	SPRING, Clutch Disc Release	10	74	209365	‡SHIM, Bearing Cap - .004"	-
34	216677	DISC, Clutch Inner	7	74A	209366	‡SHIM, Bearing Cap - .007"	-
35	208776	RING, Piston Outer Sealing	1	74B	209367	‡SHIM, Bearing Cap - .010"	-
36	224106	RING, Drum Hub Retaining	1	75	4E-07	LKWSHR, Bearing Cap	4
37	1C-718	BOLT, Bearing Cap	4	76	1C-718	BOLT, Bearing Cap	4
38	4E-07	LKWSHR, Bearing Cap	4	77	208777	RING, Piston Inner Sealing	1
39	675548	CONE, Quill Shaft Bearing	1	78	208773	DISC, Clutch Outer	6
40	675544	CUP, Quill Shaft Bearing	1	79	220186	SPRING, Clutch Disc Release	10
				80	220468	WASHER, Disc Hub Retaining	1

‡As Required  
†Not Illustrated

WHEN ORDERING PARTS, ALWAYS STATE MODEL AND SERIAL NO. OF MACHINE



## TRANSMISSION ASSEMBLY (Continued)

Item No.	Part No.	Description	No. Req'd.	Item No.	Part No.	Description	No. Req'd.
81	224047	RING, Hub Washer Retaining	1	121	220513	‡SHIM, Bearing Cap — .004"	—
82	1C-718	BOLT, Bearing Cap	5	121A	220514	‡SHIM, Bearing Cap — .007"	—
83	4E-07	LKWSHR, Bearing Cap	5	121B	220515	‡SHIM, Bearing Cap — .010"	—
84	731336	CUP, Drive Shaft Bearing	1	122	220508	CAP, Drive Shaft Bearing	1
85	711124	CONE, Drive Shaft Bearing	1	123	209370	GASKET, Clutch Cover	1
86	223951	RING, Bearing Locating	1	124	224047	RING, Hub Washer Retaining	1
87	220393	SHAFT, 2nd & 4th Drive	1	125	220386	COVER, Clutch	1
88	654875	CONE, Drive Shaft Bearing	1	126	220468	WASHER, Disc Hub Retaining	1
89	731336	CUP, Drive Shaft Bearing	1	127	216677	DISC, Clutch Inner	7
90	675544	CUP, Quill Shaft Tapered Bearing	1	128	221996	PISTON, Clutch	1
91	675548	CONE, Quill Shaft Tapered Bearing	1	129	224106	RING, Clutch Drum Hub Retaining	1
92	220389	SHAFT, 2nd & 4th Quill	1	130	209387	RING, Drum Hub Sealing	2
93	731321	CONE, Quill Shaft Tapered Bearing	1	131	220471	‡SHIM, Bearing Cap — .004"	—
94	731319	CUP, Quill Shaft Tapered Bearing	1	131A	220472	‡SHIM, Bearing Cap — .007"	—
95	221401	GASKET, Clutch Cover	1	131B	220473	‡SHIM, Bearing Cap — .010"	—
96	220471	‡SHIM, Bearing Cap — .004"	—	131C	221209	‡SHIM, Bearing Cap — .020"	—
96A	220472	‡SHIM, Bearing Cap — .007"	—	132	209353	GASKET, Oil Pan	2
96B	220473	‡SHIM, Bearing Cap — .010"	—	133	220673	PIPE, Oil Suction	1
96C	221209	‡SHIM, Bearing Cap — .020"	—	134	731319	CUP, Quill Shaft Bearing	1
97	209387	RING, Drum Hub Sealing	2	135	731321	CONE, Quill Shaft Bearing	1
98	222409	DRUM ASSY, Clutch (Inc. 98A, 98B)	1	136	220388	SHAFT, Reverse Drive	1
98A	222407	†HOUSING, Bleed Valve	1	137	675544	CUP, Drive Shaft Bearing	1
98B	10J-06	†BALL, Bleed Valve	1	137A	223881	†RING, Bearing Locating	1
99	224106	RING, Drum Hub Retaining	1	138	675547	CONE, Drive Shaft Bearing	1
100	208776	RING, Piston Outer Sealing	1	139	675547	CONE, Drive Shaft Bearing	1
101	221996	PISTON, Clutch	1	140	675544	CUP, Drive Shaft Bearing	1
102	221998	DISC, Clutch Outer	1	141	1C-718	BOLT, Bearing Cap	4
103	216677	DISC, Clutch Inner	7	142	4E-07	LKWSHR, Bearing Cap	4
104	208760	PLATE, Clutch Disc End	1	143	209364	CAP, Reverse Shaft Bearing	1
105	220398	HUB, Clutch Disc	1	144	209365	‡SHIM, Bearing Cap — .004"	—
106	223867	RING, Hub Washer Locating	1	144A	209366	‡SHIM, Bearing Cap — .007"	—
107	220391	COVER, Clutch	1	144B	209367	‡SHIM, Bearing Cap — .010"	—
108	5C-614	BOLT & LKWSHR, Clutch Cover	10	145	209372	GEAR, Reverse Idler (52T)	1
109	224047	RING, Hub Washer Retaining	1	146	675544	CUP, Drive Shaft Bearing	1
110	220468	WASHER, Disc Hub Retaining	1	146A	223881	†RING, Bearing Locating	1
111	223942	RING, End Plate Retaining	1	147	675548	CONE, Drive Shaft Bearing	1
112	220186	SPRING, Clutch Disc Release	10	148	209371	GEAR, Reverse Shaft Drive (54T)	1
113	208773	DISC, Clutch Outer	6	149	220389	SHAFT, Drive Gear Quill	1
114	208777	RING, Piston Inner Sealing	1	150	220669	SCREEN, Oil	1
115	1C-718	BOLT, Bearing Cap	4	151	220469	CAP, Clutch Bearing	1
116	4E-07	LKWSHR, Bearing Cap	4	152	4E-07	LKWSHR, Bearing Cap	4
117	220469	CAP, Clutch Bearing	1	153	1C-718	BOLT, Bearing Cap	4
118	209369	GEAR, 2nd & 4th Drive (43T)	1	154	222409	DRUM ASSY, Clutch (Inc. 154A, 154B)	1
119	220395	GEAR, 2nd & 4th Low (32T)	1	154A	222407	†HOUSING, Bleed Valve	1
120	220394	GEAR, 2nd & 4th High (57T)	1	154B	10J-06	†BALL, Bleed Valve	1
120A	224031	†RING, High Gear Locating	1				

‡As Required  
†Not Illustrated

WHEN ORDERING PARTS, ALWAYS STATE MODEL AND SERIAL NO. OF MACHINE



**TRANSMISSION ASSEMBLY (Continued)**

Item No.	Part No.	Description	No. Req'd.
155	208777	RING, Piston Inner Sealing	1
156	208776	RING, Piston Outer Sealing	1
157	221998	DISC, Clutch Outer	1
158	208773	DISC, Clutch Outer	6
159	220186	SPRING, Clutch Disc Release	10
160	208760	PLATE, Clutch Disc End	1
161	223942	RING, End Plate Retaining	1
162	220398	HUB, Clutch Disc	1
163	223867	RING, Hub Washer Locating	1
164	5C-614	BOLT & LKWSHR, Clutch Cover	16
165	205928	NUT, Output Flange	1
166	209414	FLANGE ASSY, Output (Inc. 167)	1
167	100949	DEFLECTOR, Output Flange	1
168	206864	SEAL, Bearing Cap Oil	1
169	209428	CAP, Rear Output Shaft Bearing	1
170	713997	BEARING, Rear Output Shaft	1
171	209435	SEAL, Shift Shaft Oil	1
172	209434	SHAFT, Rear Output Shaft Shift	1
173	209433	FORK, Rear Output Shaft Shift	1
174	201566	SCREW, Shift Fork Lock	1
175	209430	HOUSING, Rear Output Shaft	1
176	10J-12	BALL, Mesh Lock	1
177	201844	SPRING, Mesh Lock	1
178	209431	PLATE, Rear Housing Cover	1
179	5C-612	BOLT & LKWSHR, Cover Plate	6
180	209432	GASKET, Cover Plate	1
181	209407	WASHER, Output Shaft Gear Thrust	1
182	209396	GEAR ASSY, Output Shaft High (Inc. Bushing)	1
183	209409	HUB, High & Low Shift	1
184	209423	SHAFT ASSY, Output (Inc. 184A)	1
184A	225408	†BUSHING, Output Shaft	1
185	800656	GEAR ASSY, Output Shaft Low (Inc. Bushing) (Inc. 186)	1
186	209673	RING, Low Gear Oil	1
187	209407	WASHER, Output Shaft Gear Thrust	1
188	209701	‡SHIM, Front Bearing Cap — .004"	—
188A	209702	‡SHIM, Front Bearing Cap — .007"	—
188B	209703	‡SHIM, Front Bearing Cap — .010"	—
189	209692	CAP, Output Shaft Front Bearing	1
190	206864	SEAL, Bearing Cap Oil	1
191	201566	SCREW, Shift Fork Lock	1
192	209403	FORK, High & Low Shift	1
193	209406	GASKET, Shift Shaft Support	1

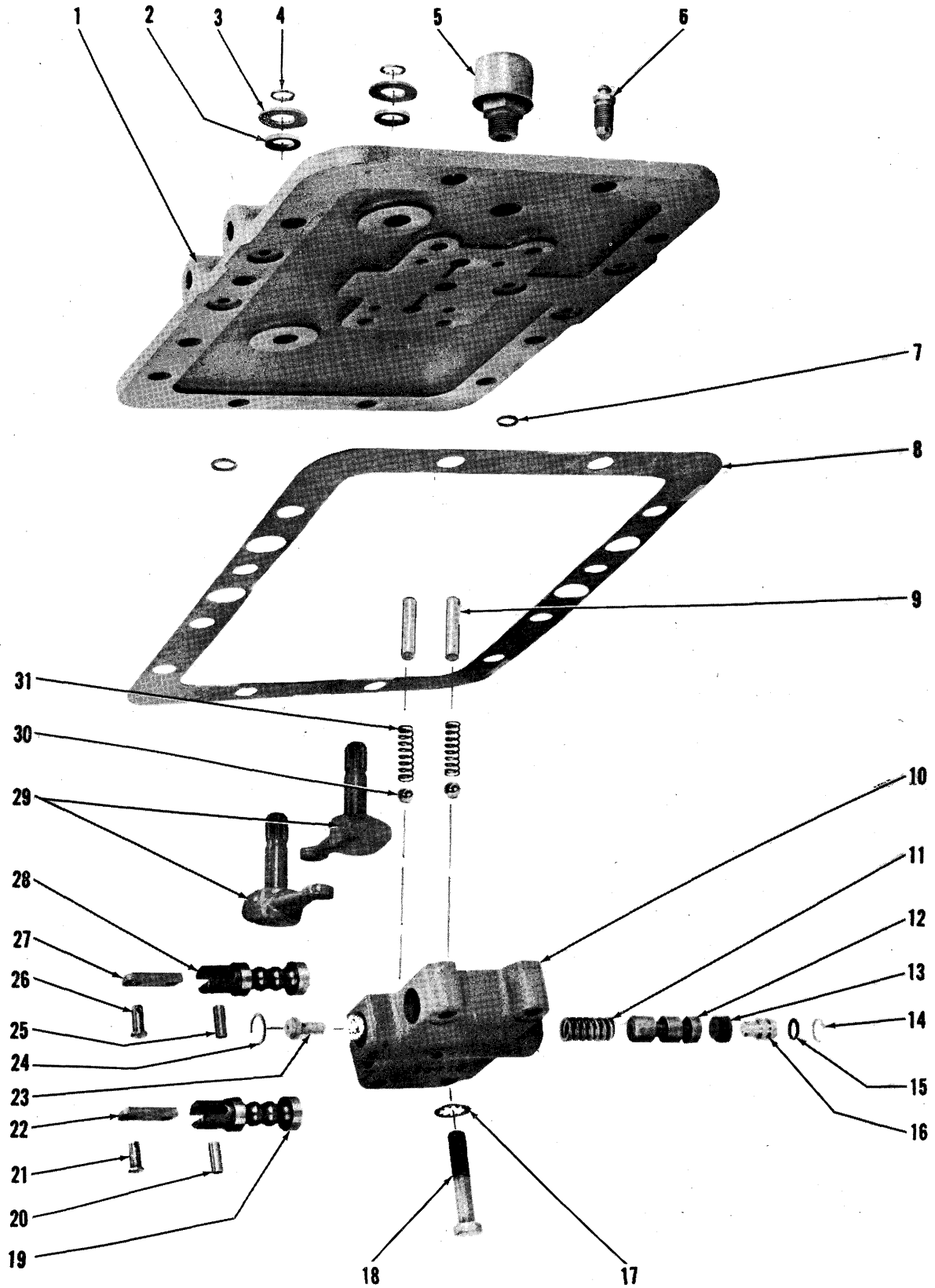
Item No.	Part No.	Description	No. Req'd.
194	209405	SUPPORT, High & Low Shift Shaft	1
195	5C-616	BOLT & LKWSHR, Shift Shaft Support	4
196	209404	SHAFT, High & Low Shift	1
197	208871	SEAL, Shift Shaft Support Oil	1
198	10J-12	BALL, Mesh Lock	1
199	13F-04	PLUG, Mesh Lock	1
200	201844	SPRING, Mesh Lock	1
201	205928	NUT, Output Shaft Flange	1
202	1F-432	COTTER, Flange Nut	1
203	209414	FLANGE ASSY, Output (Inc. 204)	1
204	100949	DEFLECTOR, Output Flange	1
205	1C-718	BOLT, Front Bearing Cap	4
206	4E-07	LKWSHR, Front Bearing Cap	4
207	675544	CUP, Output Shaft Bearing	1
208	675548	CONE, Output Shaft Bearing	1
209	525293	MAGNET, Oil Screen	1
210	223780	SPRING, Magnet Retaining	1
211	201120	PLUG, Drain (Magnetic)	1
212	215644	PAN, Oil	1
213	5C-616	BOLT & LKWSHR, Oil Pan	14
214	675548	CONE, Output Shaft Bearing	1
215	675544	CUP, Output Shaft Bearing	1
216	223881	RING, Bearing Retaining	1
217	209411	SHIM, Output Shaft Housing	1
218	4E-07	LKWSHR, Housing to Case	7
219	1C-720	BOLT, Housing to Case	7
220	224069	RING, Bearing Retaining	1
221	209427	HUB, Rear Output Shaft Shift	1
222	209426	SHAFT, Rear Output	1
223	223925	RING, Bearing Locating	1
224	209429	GASKET, Rear Bearing Cap	1
225	4E-07	LKWSHR, Rear Bearing Cap	4
226	1C-718	BOLT, Rear Bearing Cap	4
227	1F-432	COTTER, Flange Nut	1

**TRANSMISSION MOUNTING PARTS**

228	532184	†MOUNT, Transmission — R.H.	1
229	537625	†MOUNT, Transmission — L.H.	1
230	18C-828	†BOLT, Bracket to Frame	4
231	70D-08	†NUT, Bracket to Frame	4
232	71D-08	†BASE, Bracket to Frame Nut	4
233	18C-1044	†BOLT, Bracket to Transmission	8
234	18D-10	†NUT, Bracket to Transmission	8

†Not Illustrated  
‡As Required

**WHEN ORDERING PARTS, ALWAYS STATE MODEL AND SERIAL NO. OF MACHINE**



TRANSMISSION CONTROL COVER

TS-3816-P-48-55G

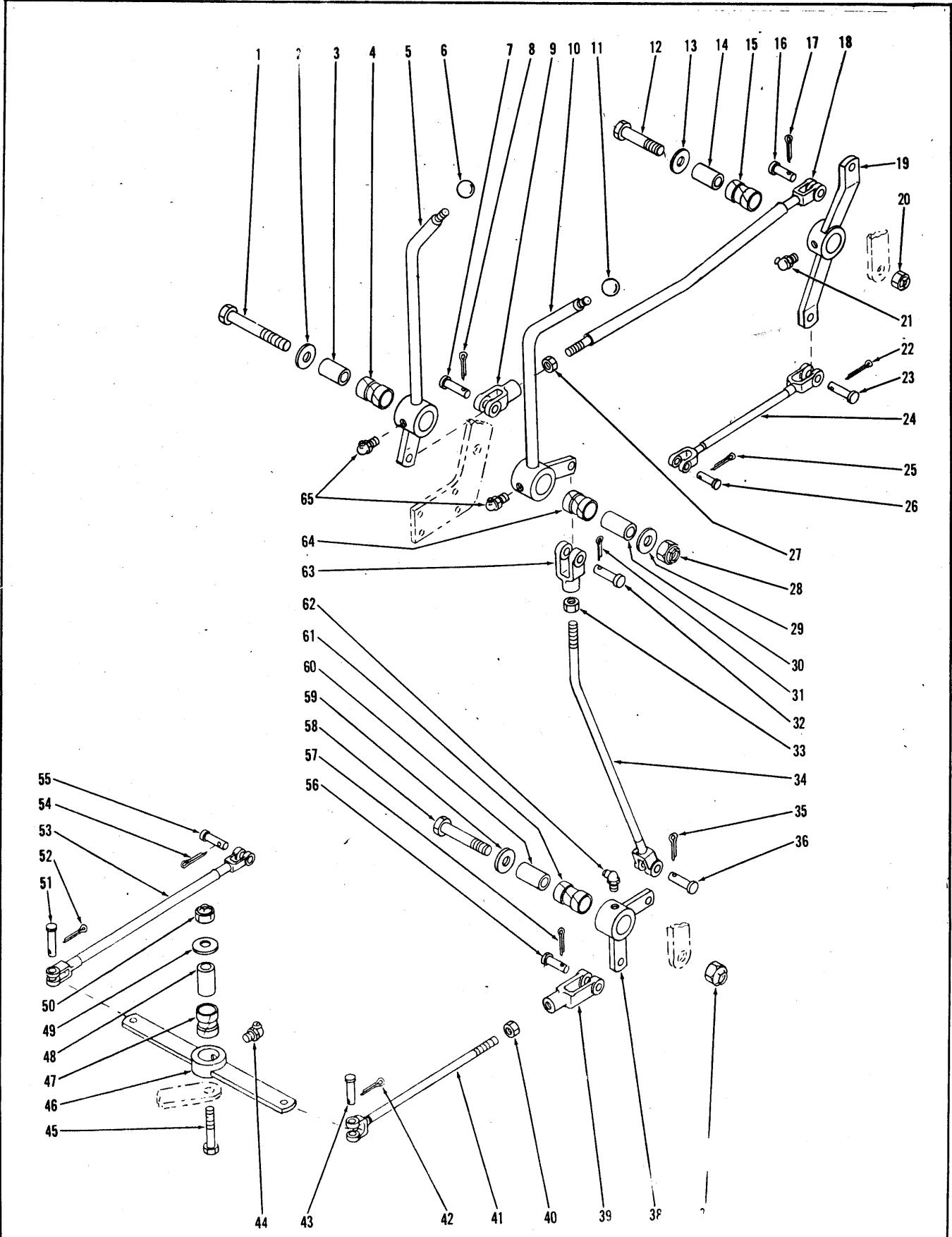


## TRANSMISSION CONTROL COVER

Item No.	Part No.	Description	No. Req'd.
A	225854	COVER ASSY, Control (Inc. thru 35)	1
B	216734	VALVE ASSY, Selector Control (Inc. 10 thru 16, 19, 20, 22 thru 25, 27, 28)	1
1	220957	COVER, Control	1
2	208812	SEAL, Selector Arm Shaft Oil	2
3	619027	WASHER, Selector Arm Shaft Seal	2
4	224095	RING, Selector Arm Shaft Washer Retaining	2
5	104942	BREATHER, Control Cover	1
6	208805	VALVE, Bleeder	1
7	25K-30016	"O" RING, Oil Passage	5
8	209379	GASKET, Cover to Case	1
9	209874	STOP, Selector Valve Detent Ball	2
10	—	§HOUSING, Selector Valve — See "B"	—
11	220363	SPRING, Shut-Off Valve	1
12	—	§VALVE, Shut-Off — See "B"	1
13	208820	CUP, Shut-Off Valve Sealing	1
14	223944	RING, Shut-Off Valve Stop Retaining	1
15	25K-30014	"O" RING, Shut-Off Valve Stop	1
16	209878	STOP, Shut-Off Valve	1
17	6E-06	LKWSHR, Valve to Cover Bolt	4
18	1C-626	BOLT, Valve to Cover	4
19	—	§VALVE, Selector — See "B"	1
20	208809	PIN, Selector Valve Link	1
21	208810	PIN, Selector Valve Link Clevis	1
21A	1F-208	†COTTER, Clevis Pin	1
22	209382	LINK, Selector Valve	1
23	209894	GUIDE, Valve Spring	1
24	223944	RING, Shut-Off Valve Spring Retainer	1
25	208809	PIN, Selector Valve Link	1
26	208810	PIN, Selector Valve Link Clevis	1
26A	1F-208	†COTTER, Clevis Pin	1
27	209382	LINK, Selector Valve	1
28	—	§VALVE, Selector — See "B"	1
29	209690	SHAFT ASSY, Selector	2
30	10J-12	BALL, Selector Valve Detent	2
31	203647	SPRING, Selector Valve Detent	2
32	40K-02	†PLUG, Control Cover Oil Passage	5
33	220947	†BAFFLE, Oil	1
34	1C-718	†BOLT, Control Cover to Case	9
35	4E-07	†LKWSHR, Control Cover to Case	9

§Not Sold Separately  
†Not Illustrated





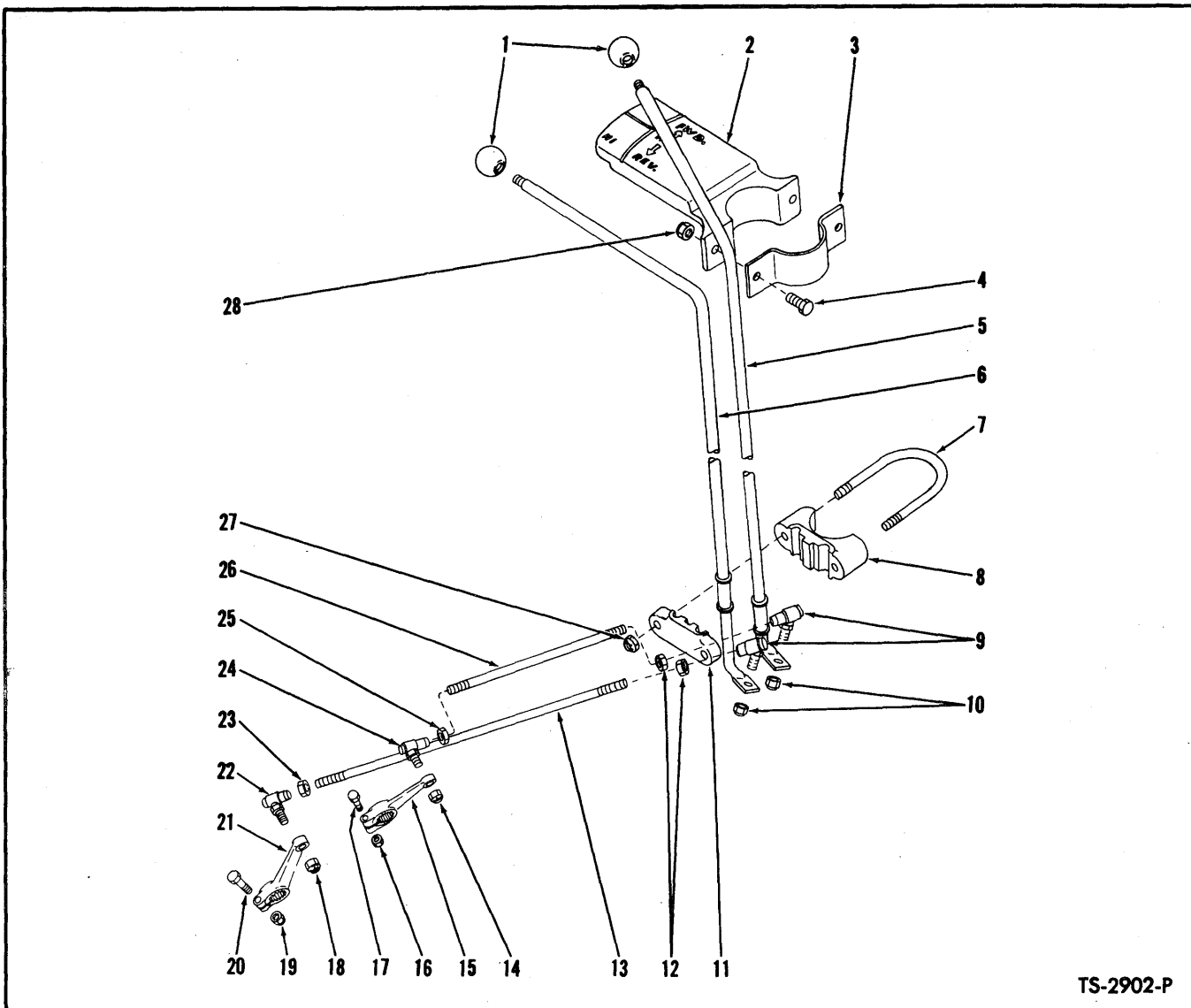
TRANSMISSION CONTROL LEVERS AND LINKAGE

TS-2972-P

**TRANSMISSION CONTROL LINKAGE****Work and Travel, Two and Four Wheel Drive**

Item No.	Part No.	Description	No. Req'd.	Item No.	Part No.	Description	No. Req'd.
1	18C-868	BOLT, Lever Mounting	1	34	537968	ROD, Lever to Bell Crank	1
2	616796	WASHER, Lever Mounting	1	35	1F-412	COTTER, Clevis Pin	1
3	550646	SLEEVE, Lever Mounting	1	36	4F-08127	PIN, Rod to Bell Crank Clevis	1
4	526767	BUSHING, Range Lever	1	37	18D-08	NUT, Bell Crank Mounting	1
5	BN 90.094	LEVER, Range	1	38	537966	BELL CRANK	1
6	BN 90.013	KNOB, Range Lever	1	39	2J-8300	CLEVIS, Rod to Bell Crank	1
7	4F-08127	PIN, Rod to Lever Clevis	1	40	8D-08	NUT, Clevis Jam	1
8	1F-412	COTTER, Clevis Pin	1	41	536294	ROD, 4 WD Shift	1
9	2J-8300	CLEVIS, Rod to Lever	1	42	1F-312	COTTER, Clevis Pin	1
10	BN 90.093	LEVER, 4 WD Shift	1	43	4F-06106	PIN, Rod to Bell Crank Clevis	1
11	BN 90.013	KNOB, 4 WD Shift Lever	1	44	12H-15	FITTING, Bell Crank Grease	1
12	18C-844	BOLT, Bell Crank Mounting	1	45	18C-844	BOLT, Bell Crank Mounting	1
13	616796	WASHER, Bell Crank Mounting	1	46	537963	BELL CRANK	1
14	550646	SLEEVE, Bell Crank Mounting	1	47	526767	BUSHING, Bell Crank	1
15	526767	BUSHING, Bell Crank	1	48	550646	SLEEVE, Bell Crank Mounting	1
16	4F-08127	PIN, Rod to Bell Crank Clevis	1	49	616796	WASHER, Bell Crank Mounting	1
17	1F-412	COTTER, Clevis Pin	1	50	18D-08	NUT, Bell Crank Mounting	1
18	538136	ROD, Range Lever to Bell Crank	1	51	4F-06106	PIN, 4 WD Shift Rod to Bell Crank Clevis	1
19	535710	BELL CRANK	1	52	1F-312	COTTER, Clevis Pin	1
20	18D-08	NUT, Bell Crank Mounting	1	53	536291	ROD, 4 WD Shift	1
21	12H-15	FITTING, Bell Crank Grease	1	54	1F-312	COTTER, Clevis Pin	1
22	1F-412	COTTER, Clevis Pin	1	55	4F-06106	PIN, Rod to Transmission Clevis	1
23	4F-08127	PIN, Bell Crank to Rod Clevis	1	56	4F-08127	PIN, Rod to Bell Crank Clevis	1
24	537965	ROD, Bell Crank to Transmission	1	57	1F-412	COTTER, Clevis Pin	1
25	1F-312	COTTER, Clevis Pin	1	58	18C-844	BOLT, Bell Crank Mounting	1
26	4F-06106	PIN, Rod to Transmission Clevis	1	59	616796	WASHER, Bell Crank Mounting	1
27	8D-08	NUT, Clevis Jam	1	60	550646	SLEEVE, Bell Crank Mounting	1
28	18D-08	NUT, Lever Mounting	1	61	526767	BUSHING, Bell Crank	1
29	616796	WASHER, Lever Mounting	1	62	12H-15	FITTING, Bell Crank Grease	1
30	550646	SLEEVE, Lever Mounting	1	63	2J-8300	CLEVIS, Rod to Lever	1
31	1F-412	COTTER, Clevis Pin	1	64	526767	BUSHING, 4 WD Lever	1
32	4F-08127	PIN, Rod to Lever Clevis	1	65	12H-15	FITTING, Control Lever Grease	2
33	8D-08	NUT, Clevis Jam	1				

**WHEN ORDERING PARTS, ALWAYS STATE MODEL AND SERIAL NO. OF MACHINE**



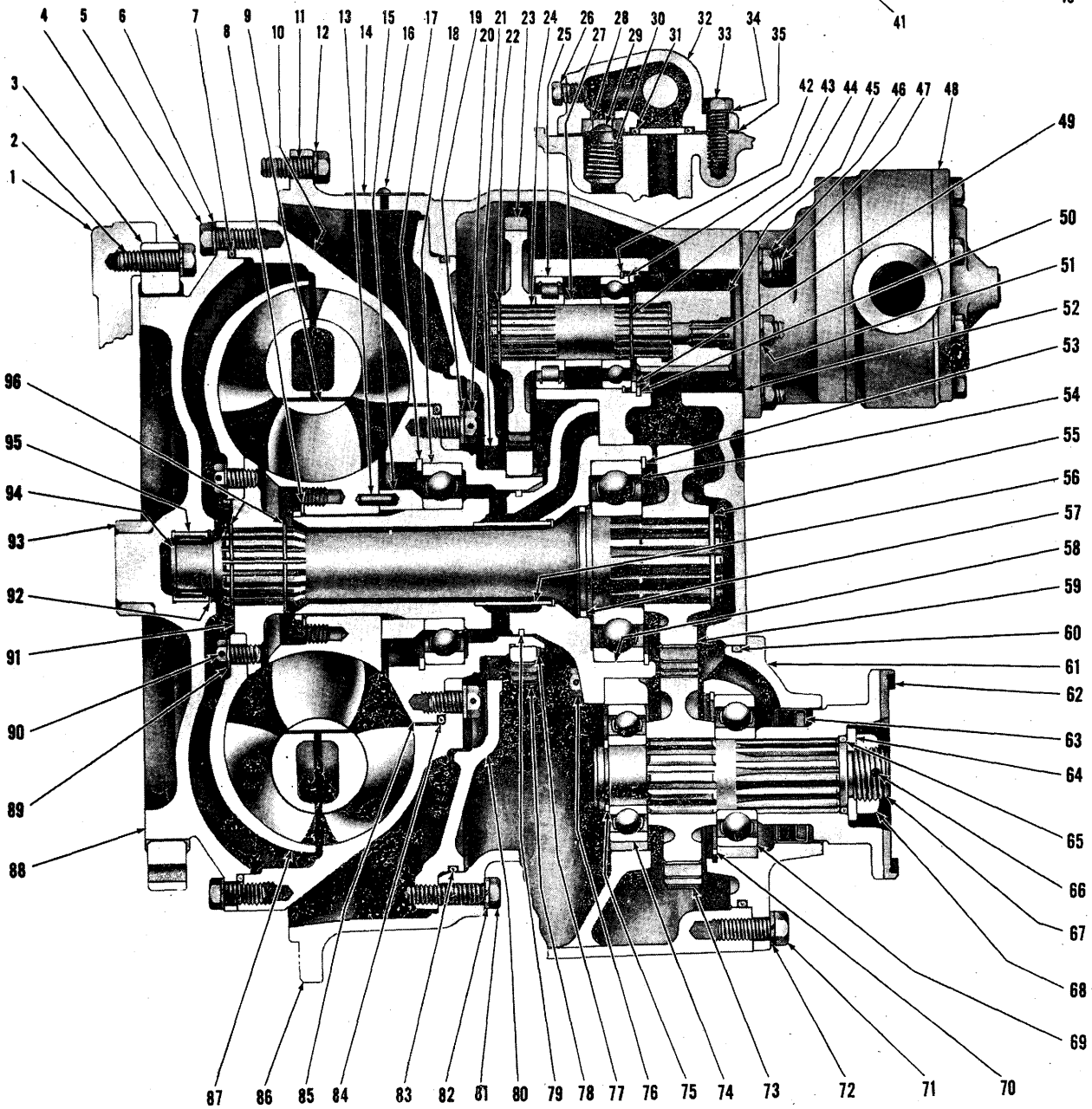
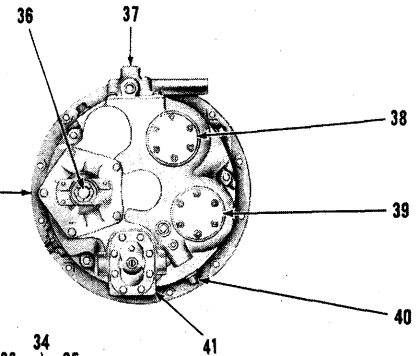
TS-2902-P

**GEAR SHIFT LEVERS AND LINKAGE**  
High and Low, Forward and Reverse

Item No.	Part No.	Description	No. Req'd.	Item No.	Part No.	Description	No. Req'd.
1	BN 90.000	KNOB, Shift Levers	2	15	550803	LEVER, Transmission	1
2	538891	QUADRANT, Shift Indicator	1	16	18D-04	NUT, Lever Clamp	1
3	534606	CLAMP, Shift Indicator Quadrant	1	17	18C-424	BOLT, Lever Clamp	1
4	18C-412	BOLT, Shift Indicator Quadrant	2	18	66D-06	NUT, Ball Socket to Lever	1
5	BN 90.095	LEVER, Forward & Reverse Shift	1	19	18D-04	NUT, Lever Clamp	1
6	BN 90.096	LEVER, High & Low Shift	1	20	18C-424	BOLT, Lever Clamp	1
7	550672	U-BOLT, Shift Levers	2	21	550803	LEVER, Transmission	1
8	581978	SUPPORT, Shift Levers	2	22	1301362	BALL SOCKET, Rod to Lever	1
9	1301362	BALL SOCKET, Rod to Lever	2	23	8D-06	NUT, Ball Socket Jam	1
10	66D-06	NUT, Ball Socket to Lever	2	24	1301362	BALL SOCKET, Rod to Lever	1
11	581979	SUPPORT, Shift Levers	2	25	8D-06	NUT, Ball Socket Jam	1
12	8D-06	NUT, Ball Socket Jam	2	26	533553	ROD, Forward & Reverse Shift	1
13	535094	ROD, High & Low Shift	1	27	18D-05	NUT, U-Bolt	4
14	66D-06	NUT, Ball Socket to Lever	1	28	18D-04	NUT, Shift Quadrant Clamp	2

**WHEN ORDERING PARTS, ALWAYS STATE MODEL AND SERIAL NO. OF MACHINE**

REAR VIEW OF CONVERTER



TORQUE CONVERTER ASSEMBLY

TS-1566-P

**TORQUE CONVERTER ASSEMBLY**

Item No.	Part No.	Description	No. Req'd.	Item No.	Part No.	Description	No. Req'd.
A	282018	CONVERTER ASSY (C273T-28) (Inc. 3, 5 thru 96)	1	27	214930	SPACER, Pump Shaft	1
1	-----	FLYWHEEL—See Engine Parts Manual	—	28	214946	SEAT, Safety Valve	1
2	224795	BOLT, Drive Gear to Flywheel	8	29	222318	PLUNGER, Safety Valve	1
3	215264	GEAR, Converter Drive	1	30	222312	SPRING, Safety Valve	1
4	215909	WASHER, Drive Gear to Flywheel	8	31	25K-40104	"O" RING, Valve to Converter	1
5	1C-616	BOLT, Impeller to Drive Disc	24	32	-----	REGULATOR VALVE—See Index	—
6	4E-06	LKWSHR, Impeller to Drive Disc	24	33	1C-616	BOLT, Regulator Valve to Converter	4
7	214939	"O" RING, Impeller to Drive Disc	1	34	4E-06	LKWSHR, Regulator Valve to Conv.	4
8	743035	RING, Reaction Member Retaining	1	35	214949	GASKET, Regulator Valve to Conv.	1
9	214957	MEMBER, Reaction	1	36	-----	SHAFT, Output—See 67	—
10	214959	IMPELLER	1	37	-----	REGULATOR VALVE—See Index	—
11	17C-620	BOLT, Converter Hsg. to Engine	12	38	-----	STEERING PUMP GROUP—See Items 22 thru 25, 27, 42, 43, 44, 49, 50	—
12	4E-06	LKWSHR, Converter Hsg. to Engine	12	39	-----	MAIN PUMP GROUP—See Items 22 thru 25, 27, 42, 43, 44, 49, 50	—
13	658244	PIN, Spacer to Reaction Member	1	40	13F-16	PLUG, Converter Housing	4
14	220725	PLATE, Name	1	41	-----	PUMP, Conv. Charging—See Index	—
15	214934	SPACER, Reaction Member	1	42	214954	RING, Bearing Retaining	3
16	207873	SCREW, Name Plate	2	43	214956	BEARING, Pump Drive Shaft	3
17	214953	RING, Hub Bearing Retaining	1	44	224039	RING, Bearing Retaining	3
18	214596	BEARING, Impeller Hub	1	45	214961	SLEEVE, Converter Pump Drive	1
19	619025	WASHER, Hub to Impeller Bolt	8	46	8D-06	NUT, Converter Pump to Converter	6
20	4C-714	BOLT, Hub to Impeller	8	47	207647	STUD, Converter Pump to Converter	6
21	214941	SEAL, Oil Baffle	1	48	-----	PUMP, Conv. Charging—See Index	—
22	711298	RING, Gear Retaining	3	49	214929	WASHER, Pump Shaft Bearing	3
23	214931	GEAR, Pump Drive (39T)	3	50	713186	RING, Washer Retaining	3
24	214928	SHAFT, Pump Drive	3	51	4E-06	LKWSHR, Converter Pump to Conv.	6
25	214936	BEARING, Pump Drive Shaft	3	52	551906	GASKET, Converter Pump to Conv.	1
26	40K-06	PLUG, Valve Housing	2				

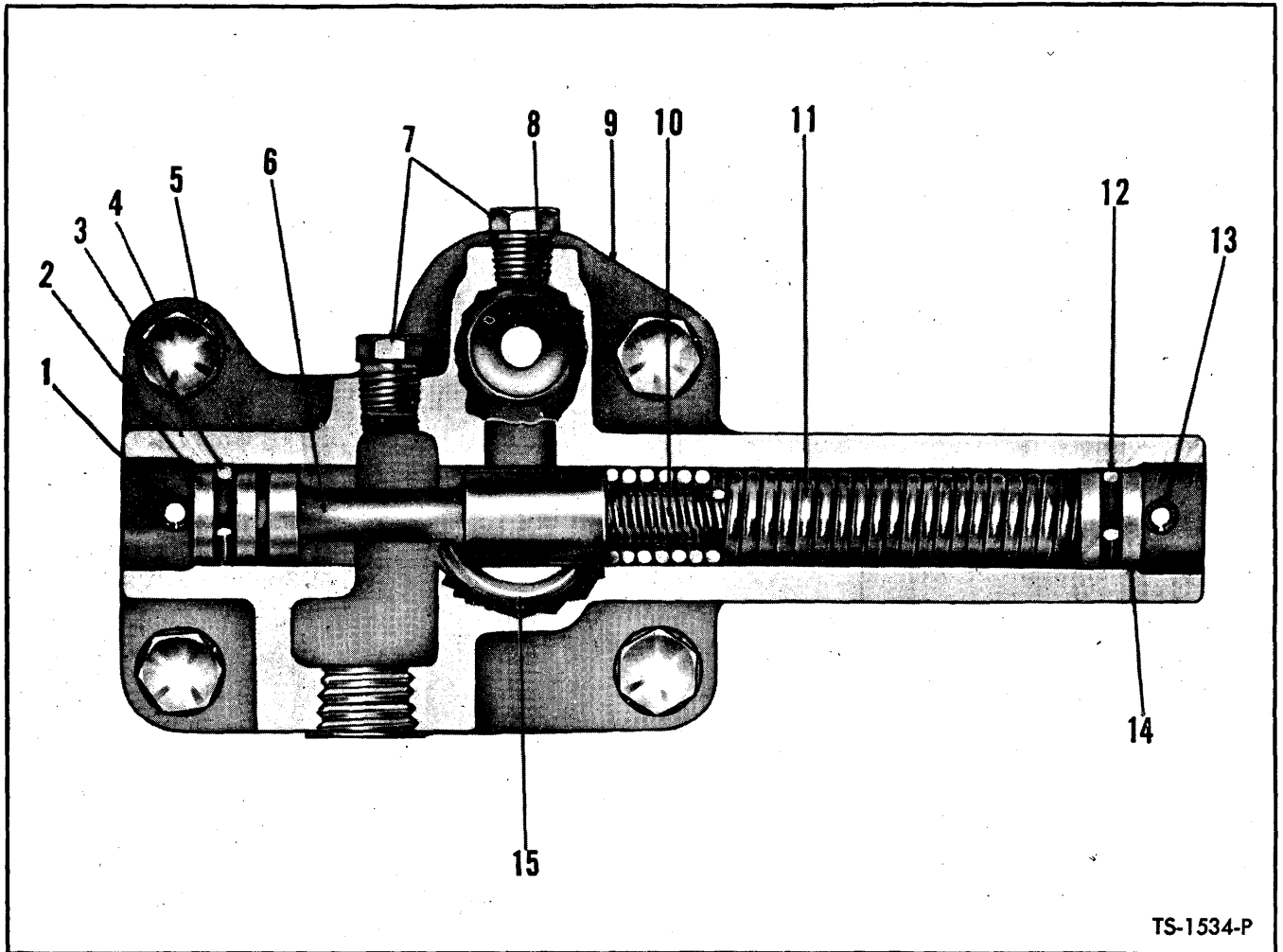
**WHEN ORDERING PARTS, ALWAYS STATE MODEL AND SERIAL NO. OF MACHINE**

**TORQUE CONVERTER ASSEMBLY (Continued)**

Item No.	Part No.	Description	No. Req'd.	Item No.	Part No.	Description	No. Req'd.
53	214953	RING, Shaft Bearing Retaining	1	77	224009	RING, Impeller Hub Gear Retaining	1
54	742002	BEARING, Turbine Shaft	1	78	214951	GEAR, Impeller Hub (41T)	1
55	224026	RING, Gear Retaining	1	79	221653	RING, Stator Support Sealing	1
56	-----	§SLEEVE, Stator Support (See 58)	—	80	214925	BAFFLE, Oil	1
57	222079	RING, Turbine Shaft Sealing	1	81	1C-628	BOLT, Oil Baffle	5
58	214932	SUPPORT ASSY, Converter (Inc. 56)	1	82	4E-06	LKWSHR, Oil Baffle	1
59	216937	GEAR, Turbine Shaft (26T)	1	83	214939	"O" RING, Oil Baffle	1
60	25K-40512	"O" RING, Bearing Retainer	1	84	25K-40616	"O" RING, Impeller Hub	1
61	214942	RETAINER, Bearing	1	85	214958	HUB, Impeller	1
62	214940	FLANGE, Output	1	86	214950	HOUSING, Converter	1
63	206864	SEAL, Oil	1	86A	14F-08	†PLUG, Converter Housing	1
64	102745	WASHER, Output Flange	1	86B	40K-02	†PLUG, Converter Housing	1
65	25K-40112	"O" RING, Output Flange	1	86C	13F-20	†PLUG, Converter Housing	1
66	1F-424	COTTER, Output Flange Nut	1	87	223833	TURBINE	1
67	214937	SHAFT, Output	1	88	214922	DISC, Converter Drive	1
68	201951	NUT, Output Flange	1	89	619023	WASHER, Turbine Hub Bolt	8
69	743439	BEARING, Output Shaft—Rear	1	90	209313	BOLT, Turbine to Hub	8
70	223901	RING, Bearing Retaining	1	91	214924	HUB, Turbine	1
71	1C-720	BOLT, Bearing Retainer	3	92	666542	RING, Bearing Retaining	1
71A	214730	†STUD, Bearing Retainer	2	93	222006	SLEEVE, Converter Drive Disc	1
71B	8D-07	†NUT, Bearing Retainer Stud	2	94	214933	SHAFT, Turbine	1
72	4E-07	LKWSHR, Bearing Retainer	5	95	214988	BEARING, Converter Drive Disc	1
73	216938	GEAR, Output Shaft (29T)	1	96	659065	RING, Turbine Hub Retaining	2
74	742056	BEARING, Output Shaft—Front	1	97	216388	†ADAPTER, Bucket & Boom Pump	1
75	214955	RING, Bearing Retaining	1	98	551906	†GASKET, Adapter to Housing	1
76	1C-820	BOLT, Stator Support	6	99	3C-616	†BOLT, Adapter to Housing	6
76A	7E-08	LKWSHR, Stator Support	6	100	216555	†STUD, Bucket & Boom Pump	4
				101	207647	†STUD, Steering Pump	6

§Not Sold Separately  
†Not Illustrated

**WHEN ORDERING PARTS, ALWAYS STATE MODEL AND SERIAL NO. OF MACHINE**



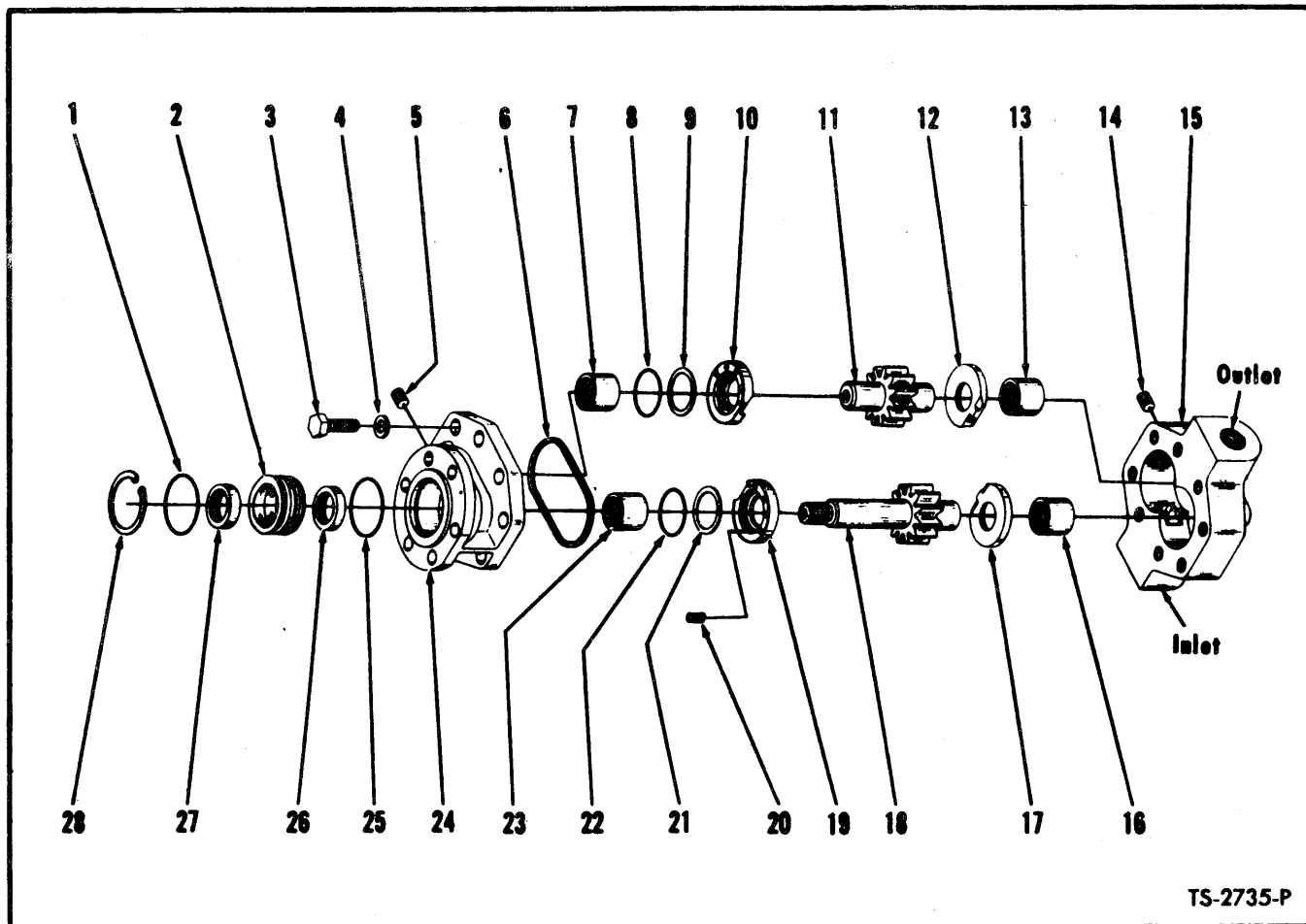
TS-1534-P

**PRESSURE REGULATOR VALVE ASSEMBLY**

Item No.	Part No.	Description	No. Req'd.	Item No.	Part No.	Description	No. Req'd.
A	214969	VALVE ASSY (Inc. 1, 2, 3, 6, 8 thru 16)	1	9	§BODY, Valve (See 16)		1
1	660178	PIN, Piston Stop	1	10	224368	SPRING, Valve — Inner	1
2	220983	STOP, Piston	1	11	224369	SPRING, Valve — Outer	1
3	25K-30018	"O" RING, Piston Stop	1	12	25K-30018	"O" RING, Piston Stop	1
4	1C-616	BOLT, Valve to Converter	4	13	660178	PIN, Piston Stop	1
5	4E-06	LKWSHR, Valve to Converter	4	14	220983	STOP, Piston	1
6	——	§PISTON, Valve (See 16)	1	15	25K-40104	"O" RING, Valve to Converter	1
7	40K-02	PLUG, Valve Housing	1	16	801101	HOUSING & PISTON ASSY (Inc. 6, 9)	1
8	214946	SEAT, Safety Valve	1	17	214949	†GASKET, Valve to Housing	1

§Not Sold Separately  
†Not Illustrated

**WHEN ORDERING PARTS, ALWAYS STATE MODEL AND SERIAL NO. OF MACHINE**



**HYDRAULIC PUMP – CONVERTER CHARGING AND STEERING**

Item No.	Part No.	Description	No. Req'd.	Item No.	Part No.	Description	No. Req'd.
A	450072	PUMP ASSY (Inc. 1 thru 28)	2	12		§THRUST PLATE, Body	1
NOTE: Two (2) pumps used on machine. Quantities listed below are for one pump.				13		**§BEARING, Body	1
B	498128	REPAIR KIT, Major (Inc. 10, 12, 17, 19)	1	14		§PLUG, Body	1
C	498127	*REPAIR KIT, Minor (Inc. 1, 3, 4, 6, 8, 9, 20, 21, 22, 25)	1	15		**§BODY	1
D	498024	GEAR SET, Drive & Driven (Inc. 11, 18)	1	16		**§BEARING, Body	1
E	498113	REPAIR KIT, Shaft Seal (Inc. 1, 2, 25 thru 28)	1	17		§THRUST PLATE, Body	1
1		§"O" RING, Retainer	1	18		§GEAR, Drive	1
2		§RETAINER, Shaft Seal	1	19		§THRUST PLATE, Cover	1
3		§BOLT, Cover to Body	8	20		§SPRING, Cover Thrust Plate	6
4		§WASHER, Cover to Body	8	21		§WASHER, "O" Ring Back-Up	1
5		§PLUG, Cover	1	22		§"O" RING, Cover Thrust Plate	1
6		§GASKET, Cover	1	23		**§BEARING, Cover	1
7		**§BEARING, Cover – Driven	1	24		**§COVER	1
8		§"O" RING, Cover Thrust Plate	1	25		§"O" RING, Retainer	1
9		§WASHER, "O" Ring Back-Up	1	26		§SEAL, Inner Oil	1
10		§THRUST PLATE, Cover	1	27		§SEAL, Outer Oil	1
11		§GEAR, Driven	1	28		§RING, Seal Retaining	1
				29	551906	†GASKET, Pump to Converter	1
				30	8D-06	†NUT, Pump to Converter	6
				30A	4E-06	LKWSHR, Pump to Converter (To be used with 8D-06 Nut)	6
				31	214961	†SLEEVE, Pump Drive	1

\*NOTE: Minor Repair Kit consists of "O" Rings, Back-up Washers, Gaskets and approximately 20% of the hardware items such as bolts, nuts, springs and washers. The latter for the purpose of replacing any of these items lost or damaged in repair operation.

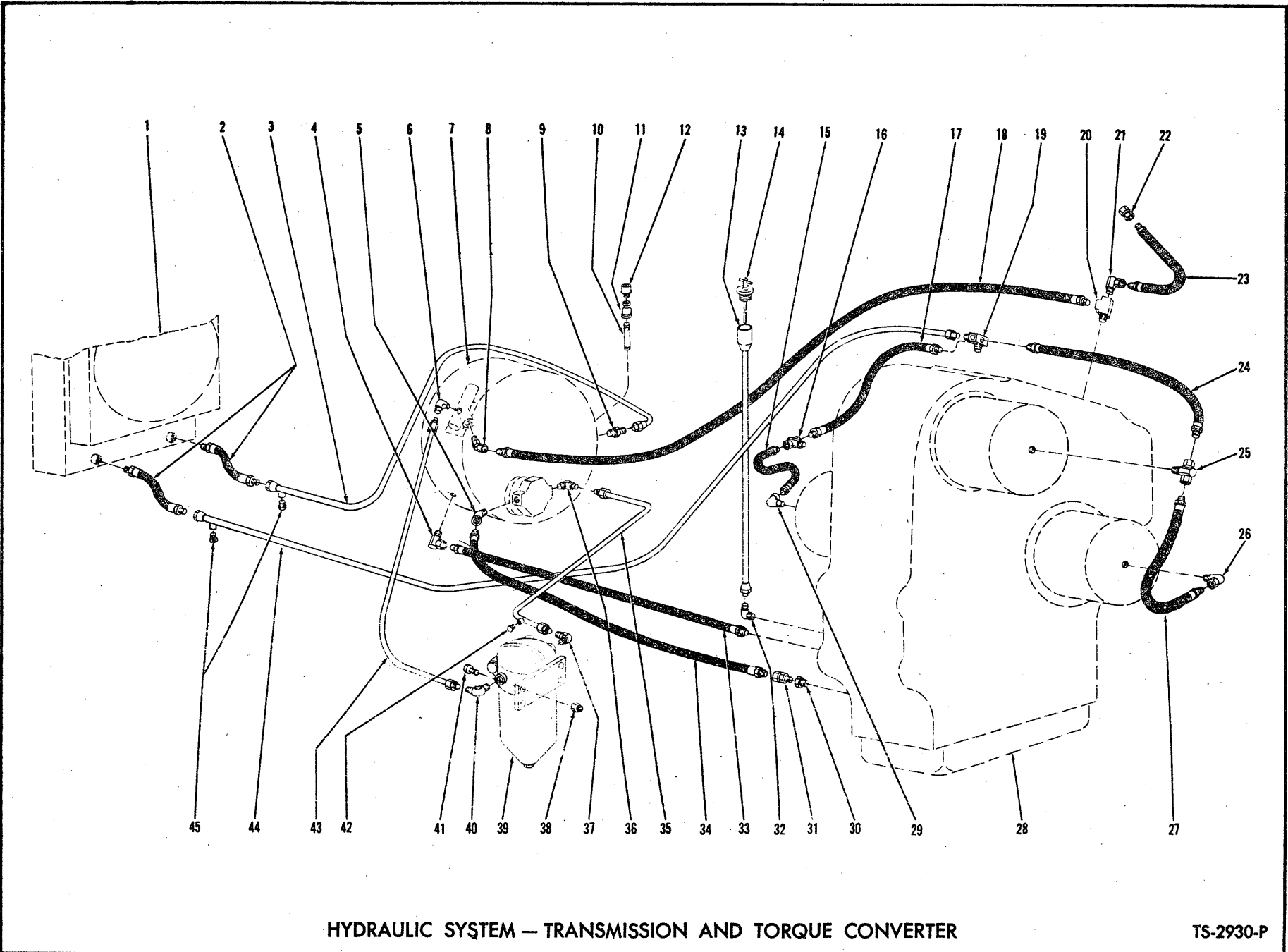
\*\*NOTE: Pump Bodies, Covers and Bearings will not be made available for field use since when these items are worn beyond limits permitting re-use, the cost of rebuilding the pump exceeds practical limits. In such cases a new pump assembly should be utilized.

§Not Sold Separately – Order Kits.

†Not Illustrated

**WHEN ORDERING PARTS, ALWAYS STATE MODEL AND SERIAL NO. OF MACHINE**





HYDRAULIC SYSTEM — TRANSMISSION AND TORQUE CONVERTER



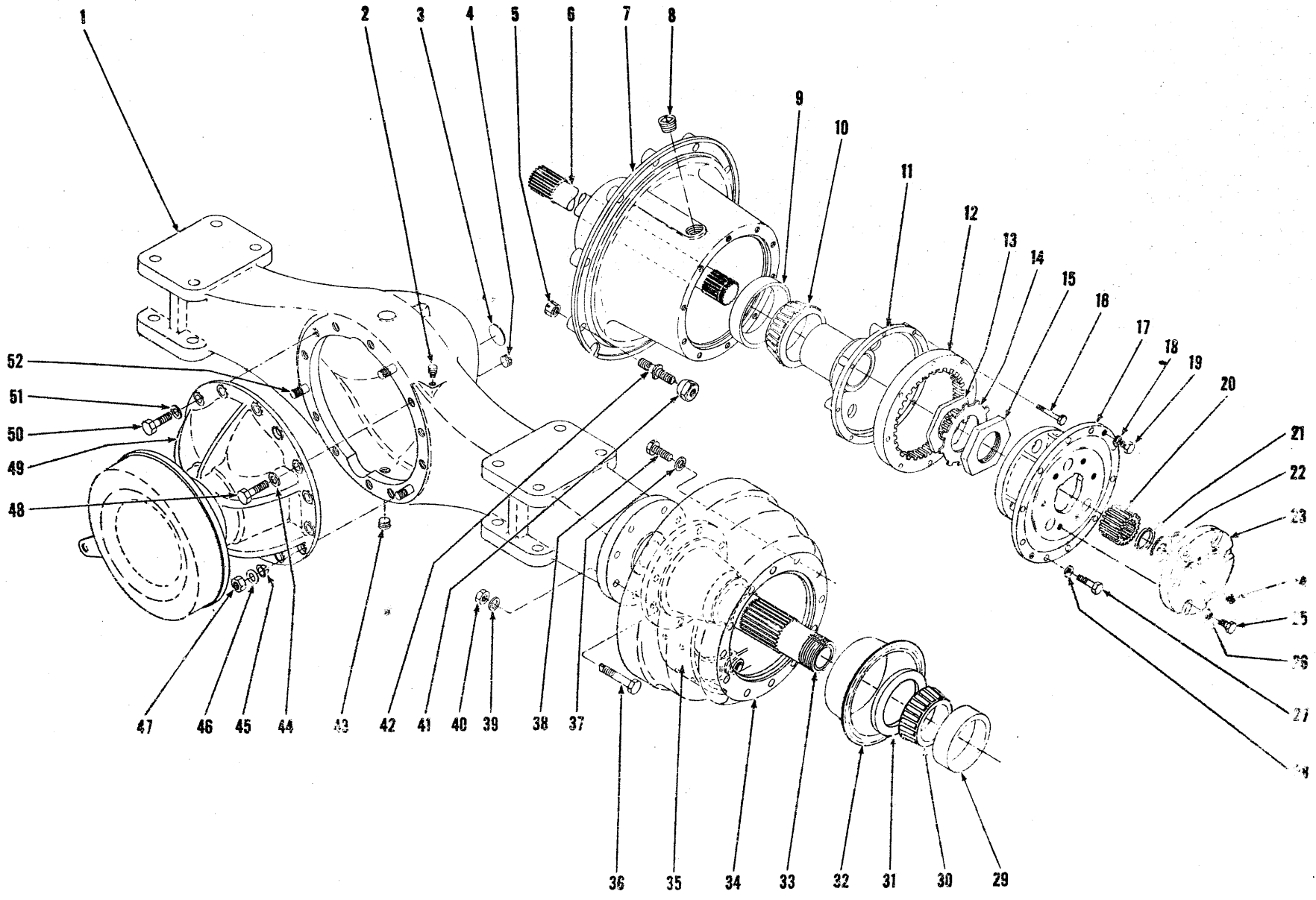
**TRANSMISSION AND TORQUE CONVERTER HYDRAULIC SYSTEM**

Item No.	Part No.	Description	No. Req'd.
1	—	RADIATOR - See Index	—
2	—	HOSE, Cooler Line to Radiator	—
2A	540022	For GM, Cummins, DAF, Leyland & powered machines	2
2B	BN125787	For Volvo Powered Machines	2
3	—	LINE, Converter to Radiator (Inc. 44)	—
3A	540643	For GM Powered Machines	1
3B	544164	For Cummins Powered Machines	1
3C	BN123972	For DAF Powered Machines	1
3D	BN125850	For Leyland Powered Machines	1
3E	BN125825	For Volvo Powered Machines	1
3F	BN126526	For Perkins Powered Machines	1
4	31F-6	ADAPTER UNION	1
5	25F-6	ELBOW, Suction Hose to Pump	1
6	83F-8	ELBOW, Line to Valve	1
7	—	TORQUE CONVERTER - See Index	—
8	33F-3	ADAPTER UNION	1
9	89F-8	CONNECTOR, Cooler Line to Converter (Not for Perkins)	1
9A	84F-8	ELBOW 45°, Cooler Line to Converter (Only Perkins)	1
10	5K-832	NIPPLE, Breather to Converter	1
11	76F-9	COUPLING, Nipple Reducing	1
12	104942	BREATHER, Converter	1
13	542194	TUBE, Dipstick	1
14	542195	DIPSTICK, Transmission Oil	1
15	536777	HOSE, 1st & 3rd to Reverse Clutch	1
16	791879	TEE, 1st & 3rd Clutch	1
17	536766	HOSE, Block to 1st & 3rd Clutch	1
18	540606	HOSE, Valve to Transmission	1
18A	540606	For G.M. Powered Machines	1
		Cummins	
		Powered Machines	1
19	524543	JUNCTION BLOCK	1
20	30F-1	TEE	1
21	—	Not Used	—
22	—	Not Used	—
23	—	Not Used	—
23A	30F-1	PIPE PLUG	1
24	536767	HOSE, Block to Forward Clutch	1
25	791879	TEE, Forward Clutch	1
26	26F-2	ELBOW, Hose to Transmission	1
27	536794	HOSE, Forward to 2nd & 4th Clutch	1

Item No.	Part No.	Description	No. Req'd.
28	—	TRANSMISSION—See Index	—
29	26F-2	ELBOW, Hose to Transmission	1
30	356626	BUSHING, Reducing	1
31	36F-6	ADAPTER UNION	1
32	42F-10	ELBOW, Dipstick Tube to Trans.	1
33	—	HOSE, Converter to Transmission — Return	—
33A	536640	For G.M. Powered Machines	1
33B	582299	For Cummins, Daf, Leyland, Volvo & Perkins Powered Machines	1
34	—	HOSE, Transmission to Converter — Suction	—
34A	667009	For G.M. Powered Machines	1
34B	544197	For Cummins, Daf, Leyland, Volvo & Perkins Powered Machines	1
35	—	LINE, Pump to Filter	—
35A	540604	For G.M. Powered Machines	1
35B	537994	For Cummins & Daf Powered Machines	1
35C	BN125338	For Leyland Powered Machines	1
35D	BN125851	For Volvo & Perkins Powered Machines	1
36	549283	ELBOW, Line to Pump & Filter	1
37	83F-8	ELBOW, Line to Filter	1
38	18D-06	NUT, Filter Mounting	4
39	215508	FILTER, Trans. & Conv. Oil (Inc. 38A)	1
39A	215502	†CARTRIDGE KIT, Oil Filter	1
40	83F-8	ELBOW, Line to Filter	1
41	18C-628	BOLT, Filter Mounting	4
42	40K-04	PLUG, Pump to Filter Line	1
43	—	LINE, Filter to Valve	—
43A	540647	For G.M. Powered Machines	1
43B	537995	For Cummins, Daf, Volvo & Perkins Powered Machines	1
43C	BN125339	For Leyland Powered Machines	1
44	537927	LINE, Radiator to Trans. (Inc. 44)	1
45	40K-04	PLUG, Cooler Lines	2
46	551323	†SENDER UNIT, Conv. Temperature	1

†Not Illustrated

**WHEN ORDERING PARTS, ALWAYS STATE MODEL AND SERIAL NO. OF MACHINE**



AXLE ASSEMBLY — FRONT DRIVE

TS-3076-P

631 — 35/Mo

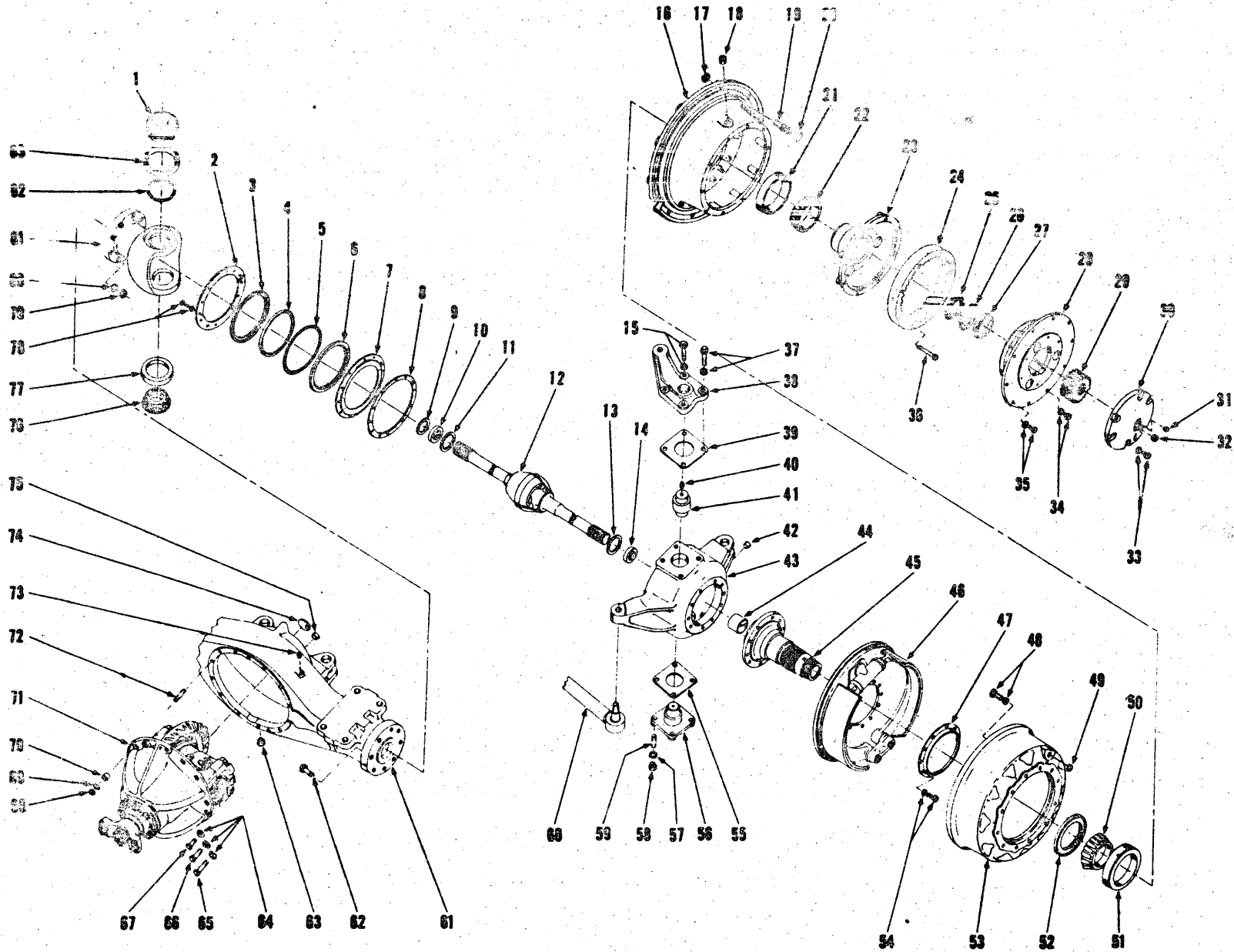
35

35 A

**FRONT DRIVE AXLE ASSEMBLY**


Item No.	Part No.	Description	No. Req'd.	Item No.	Part No.	Description	No. Req'd.
A	131078	AXLE ASSY (Inc. 1 thru 52)	1	27	100970	BOLT, Planet Spider to Hub	10
1	112086	HOUSING, Axle	1	27A	112287	PLANET CARRIER DOWEL	10
2	106656	BREATHER, Axle Housing	1	27B	116419	PLANET CARRIER STUD	10
3	12F-204	PLUG, Housing Expansion	1	27C	64D-08	PLANET CARRIER STUD NUT	10
4	11F-12	PLUG, Housing Filler	1	28	106762	WASHER, Planet Spider to Hub	20
5	103076	NUT, Wheel Stud	20	29	658985	CUP, Inner Hub Bearing	2
6	112077	SHAFT, Axle	2	30	799408	CONE, Inner Hub Bearing	2
7	112073	HUB ASSY (Inc. 9, 29)	2	31	112055	SEAL, Hub Oil	2
8	11F-12	PLUG, Hub Filler	2	32	109055	CATCHER, Hub Oil	2
9	672181	CUP, Outer Hub Bearing	2	33	112078	SPINDLE	2
10	672182	CONE, Outer Hub Bearing	2	34	112085	DRUM, Brake	2
11	106060	HUB, Internal Gear	2	34A	114453	DUST SHIELD HALF RING	4
12	106059	GEAR, Internal	2	34B	1C-612	BOLT	12
13	101272	NUT, Inner Spindle	2	34C	4E-06	L.W.	12
14	101274	LOCK, Spindle Nut	2	35	—	BRAKE ASSY — See Index	—
15	—	Not used	—	36	106736	BOLT, Spindle & Brake Attaching	18
16	106880	BOLT, Internal Gear to Hub	16	37	104412	WASHER, Drum to Hub	24
17	—	PLANET SPIDER ASSY—See Index	—	38	107256	BOLT, Drum to Hub	24
18	3E-08	LKWSHR, Planet Puller Hole	4	39	104412	WASHER, Spindle & Brake Attaching	18
19	1C-808	BOLT, Planet Puller Hole	4	40	106998	NUT, Spindle & Brake Attaching	18
20	109050	GEAR, Sun	2	41	103522	NUT, Wheel Attaching	20
21	106247	RING, Sun Gear Retaining	2	42	103445	STUD, Wheel Attaching	20
22	106455	WASHER, Sun Gear Thrust	2	43	11F-12	PLUG, Hub Drain	1
23	114119	SUN GEAR THRUST, Cap Assy (Inc. 22)	2	44	106762	WASHER, Carrier to Housing	8
23A	114120	SUN GEAR THRUST, Cap	2	45	112287	DOWEL, Carrier Stud	3
24	11F-04	PLUG, Oil Level	2	46	106762	WASHER, Carrier Stud	3
25	1C-720	BOLT, Thrust Cap to Spider	12	47	64D-08	NUT, Carrier Stud	3
26	112278	LKWSHR, Thrust Cap to Spider	12	48	17C-824	BOLT, Carrier Housing	8
				49	—	DIFF. & CARRIER ASSY—See Index	—
				50	17C-828	BOLT, Carrier to Housing	3
				51	106762	WASHER, Carrier to Housing	3
				52	112286	STUD, Carrier to Housing	3
				53	24C-16160	†BOLT, Axle to Frame	8
				54	68D-16	†NUT, Axle to Frame	8

WHEN ORDERING PARTS, ALWAYS STATE MODEL AND SERIAL NO. OF MACHINE




AXLE ASSEMBLY - REAR DRIVE STEER

TS-3622-P



LA BRUGEOISE ET NIVELLES S.A. - BELGIUM

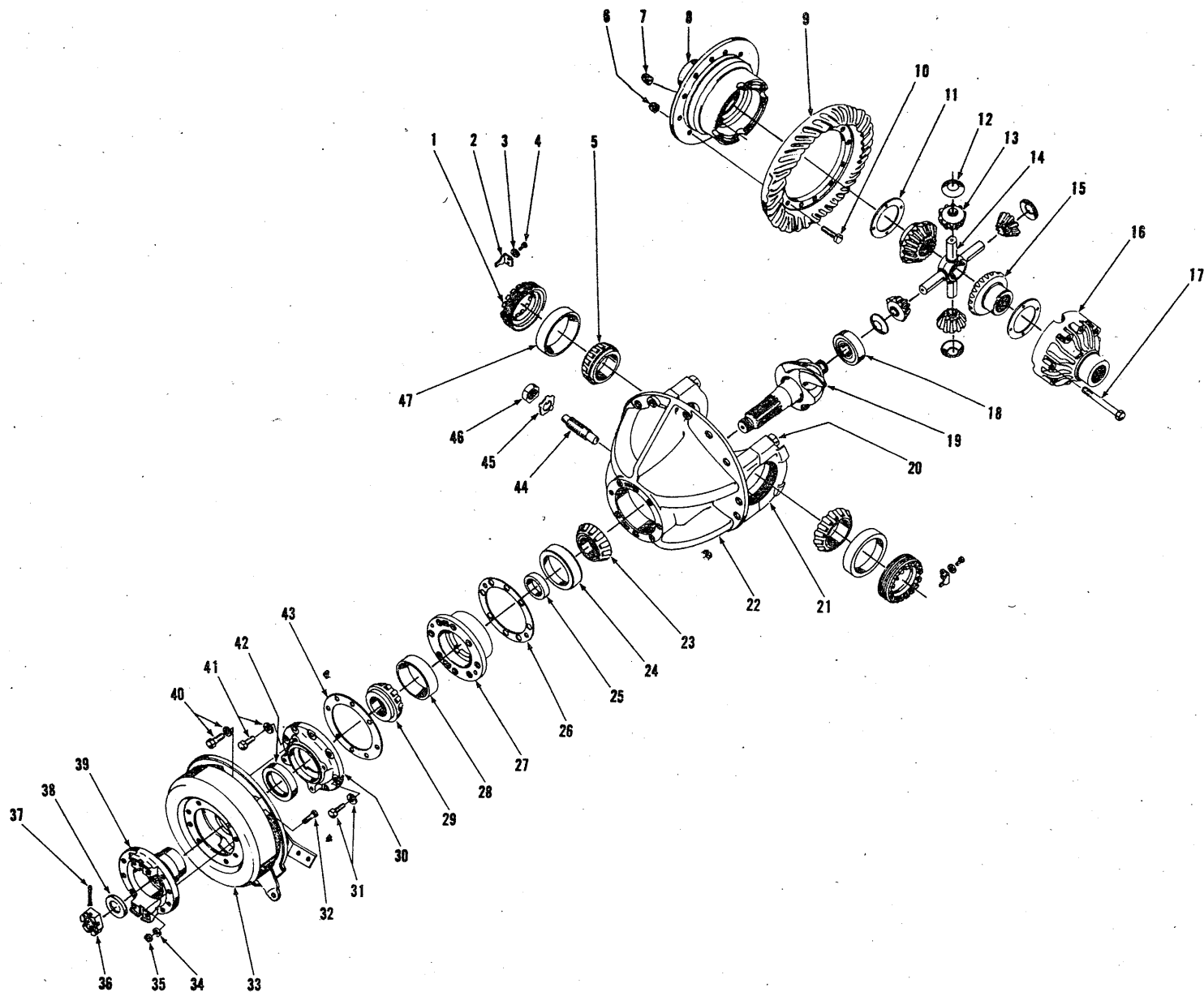


**AXLE ASSEMBLY — REAR DRIVE STEER**

Item No.	Part No.	Description	No. Req'd.	Item No.	Part No.	Description	No. Req'd.
A	131077	AXLE ASSY (Inc. 1 thru 83)	1	42	11112	PLUG, Spindle Support Filler	2
1	675305	CONE, Upper Trunnion Bearing	2	43	11141	SUPPORT ASSY, L.H. Spindle (Inc. 59)	1
2	106136	RING, Outer End Seal Retaining	4	43A	114419	SUPPORT ASSY, R.H. Spindle (Inc. 59)	1
3	106135	RING, Outer End Dust Seal Retaining	2	44	106099	BUSHING, Spindle	2
4	106133	SEAL, Outer End Dust	2	45	106821	SPINDLE ASSY, Steering (Inc. 44)	2
5	106134	SPRING, Outer End Dust Seal	2	46	—	BRAKE ASSY — See Index	2
6	106132	SEAL, Outer End Oil	2	47	106820	SLINGER, Oil	2
7	106130	RETAINER, Outer End Oil Seal	2	48	107256	BOLT, Brake Drum to Hub	12
8	106131	GASKET, Oil Seal Retainer	2	48A	104412	WASHER, Brake Drum to Hub	12
9	106128	WASHER, Oil Seal	2	49	107608	PLUG BUTTON, Brake Drum	2
10	106127	SEAL, Universal Joint Oil	2	50	675253	CONE, Inner Hub Bearing	2
11	106129	WASHER, Universal Joint Thrust	2	51	675252	CUP, Inner Hub Bearing	2
12	112044	U-JOINT ASSY (Inc. 12A, 12B)	2	52	111719	SEAL, Hub Oil	2
12A	675436	†PIN, Spiral	2	53	107646	DRUM, Brake	2
12B	874260	†PIN, Center Ball	2	54	1144159	BOLT, Spindle & Brake Attaching	20
13	106129	WASHER, Universal Joint Thrust	2	54A	106762	WASHER, Spindle & Brake Attaching	20
14	106127	SEAL, Universal Joint Oil	2	55	106125	‡SHIM, Steering Trunnion —.004"	—
15	106322	BOLT, Steering Arm	2	55A	106124	‡SHIM, Steering Trunnion —.007"	—
15A	104549	WASHER, Steering Arm Bolt	2	55B	106123	‡SHIM, Steering Trunnion —.010"	—
16	112047	HUB ASSY (Inc. 21, 51)	2	56	106119	TRUNNION, Lower Steering	2
17	103076	NUT, Wheel Stud	20	57	106547	LKWSHR, Trunnion Attaching	12
18	11F-12	PLUG, Hub Filler & Drain	2	58	64D-09	NUT, Trunnion Attaching	12
19	103445	STUD, Wheel	20	59	106115	STUD, Trunnion Attaching	12
20	103522	NUT, Wheel	20	60	—	TIE ROD ASSY — See Index	1
21	675255	CUP, Outer Hub Bearing	20	61	112045	HOUSING, Axle	1
22	675256	CONE, Outer Hub Bearing	2	62	112090	BOLT, Outer End to Housing	16
23	106879	HUB, Internal Gear	2	63	11F-12	PLUG, Housing Drain	1
24	106059	GEAR, Internal	2	64	112278	WASHER, Carrier Attaching	11
25	114463	NUT, Inner Spindle	2	65	—	OMIT — Not Applicable this Model	
26	100967	LOCK, Steering Spindle Nut	2	66	17C-728	BOLT, Carrier Attaching	8
27	—	Not used	—	67	17C 722	BOLT, Carrier Attaching	3
28	—	PLANET SPIDER — See Index	2	68	64D-07	NUT, Carrier Stud	3
29	106058	GEAR, Sun	2	69	112278	WASHER, Carrier Stud	3
30	114088	CAP, Sun Gear Thrust	2	70	103216	DOWEL, Carrier Stud	3
31	111805	VALVE, Relief	2	71	—	DIFF. & CARRIER ASSY — See Index	1
32	11F-04	PLUG, Oil Level	2	72	112277	STUD, Carrier Attaching	2
33	1C-720	BOLT, Thrust Cap	12	72A	112924	STUD, Carrier Attaching	1
33A	112278	LKWSHR, Thrust Cap	12	73	106656	BREATHER, Axle Housing	1
34	1C-808	BOLT, Planet Puller Hole	4	74	12F-204	PLUG, Housing Expansion	1
34A	3E-08	LKWSHR, Planet Puller Hole	4	75	11F-12	PLUG, Housing Filler	1
35	100970	BOLT, Planet Spider to Hub	10	76	675305	CONE, Lower Trunnion Bearing	2
35A	112287	PLANET CARRIER, Dowel	10	77	675306	CUP, Lower Trunnion Bearing	2
35B	116419	PLANET CARRIER, Stud	10	78	1C-612	BOLT, Outer End Retainer	24
35C	64D-08	PLANET CARRIER, Nut	10	78A	4E-06	LKWSHR, Outer End Retainer	24
36	106880	BOLT, Internal Gear to Hub	16	79	106998	NUT, Outer End to Housing	16
37	106313	BOLT, Steering Arm	2	80	104412	WASHER, Outer End to Housing	16
37A	111656	WASHER, Steering Arm	2	81	112046	OUTER END, Housing	2
38	110712	ARM, Steering	1	82	106121	RETAINER, Upper Trunnion Oil	2
39	106321	‡SHIM, Steering Arm —.004"	—	83	675306	CUP, Upper Trunnion Bearing	2
39A	106320	‡SHIM, Steering Arm —.007"	—	84	24C-1252	†BOLT, Axle to Cradle	8
39B	106319	‡SHIM, Steering Arm —.010"	—	85	68D-12	†NUT, Axle to Cradle	8
40	10H-25	FITTING, Upper Trunnion Grease	2	86	587615	STOP BLOCK, for Tires 17.5 x 25 - 12 ply as per Steer Axle Rework drawing 585589	2
41	106120	TRUNNION, Upper Steering — L.H.	1	87	116378	BRAKE ADJUSTING, Hole Cover	8
41A	108432	TRUNNION, Upper Steering — R.H.	1				

†Not Illustrated  
‡As Required

**WHEN ORDERING PARTS, ALWAYS STATE MODEL AND SERIAL NO. OF MACHINE**



DIFFERENTIAL AND CARRIER ASSEMBLY — FRONT DRIVE

TS-3585-P



## DIFFERENTIAL AND CARRIER ASSEMBLY — FRONT DRIVE

Item No.	Part No.	Description	No. Req'd.	Item No.	Part No.	Description	No. Req'd.
A	112056	DIFF. & CARRIER ASSY (Inc. 1 thru 47)	1	26A	101258	‡SHIM, Pinion Bearing Cage — .007	—
1	101252	NUT, Differential Adjusting	2	26B	101259	‡SHIM, Pinion Bearing Cage — .010	—
2	100941	LOCK, Differential Adjusting Nut	2	27	110843	CAGE ASSY, Pinion Bearing (Inc. 24, 29)	1
3	4E-06	LKWSHR, Adjusting Nut Lock	2	28	667278	CUP, Outer Pinion Bearing	1
4	3C-614	BOLT, Adjusting Nut Lock	2	29	667277	CONE, Outer Pinion Bearing	1
5	654144	CONE, Differential Bearing	2	30	110847	RETAINER, Pinion Oil Seal	1
6	104168	NUT, Ring Gear Bolt	12	31	1C-836	BOLT, Oil Seal Retainer Locating	1
7	104168	NUT, Differential Case Bolt	8	31A	4E-08	LKWSHR, Retainer Locating Bolt	1
8	—	§DIFF. CASE, Flange Half—See 51	1	32	101144	BOLT, Brake Drum to Flange	8
9	—	§RING GEAR—See 50	1	33	107261	DRUM, Parking Brake	1
10	101196	BOLT, Ring Gear	12	33A	—	PARKING BRAKE ASSY—See Index	—
11	101245	WASHER, Side Gear Thrust	2	34	2E-06	LKWSHR, Brake Drum to Flange	8
12	111347	WASHER, Differential Pinion Thrust	4	35	2D-06	NUT, Brake Drum to Flange	8
13	101241	PINION, Differential	4	36	101262	NUT, Pinion Shaft	1
14	101243	SPIDER, Differential	1	37	1F-732	COTTER, Pinion Shaft Nut	1
15	104167	GEAR, Differential Side	2	38	101263	WASHER, Pinion Shaft Nut	1
16	—	§DIFF. CASE—Plain Half—See 51	1	39	112084	FLANGE, Companion	1
17	111348	BOLT, Differential Case	8	40	1C-920	BOLT, Brake Attaching	4
18	667466	BEARING, Inner Pinion	1	40A	4E-09	LKWSHR, Brake Attaching Bolt	4
19	—	§PINION—See 50	1	41	1C-936	BOLT, Oil Seal Retainer Attaching	7
20	101210	BOLT, Differential Carrier Cap	4	41A	4E-09	LKWSHR, Retainer Attaching Bolt	7
20A	111658	†WASHER, Carrier Cap Bolt	4	42	110897	SEAL, Pinion Oil	1
21	—	§CAP, Differential Carrier—See 22	2	43	101254	GASKET, Oil Seal Retainer	1
22	116646	CARRIER ASSY, Differential (Inc. 20, 20A, 21)	1	44	101226	SCREW, Differential Thrust	1
23	667276	CONE, Center Pinion Bearing	1	45	101227	LOCK, Differential Thrust Screw	1
24	658988	CUP, Center Pinion Bearing	1	46	8D-18	NUT, Differential Thrust Screw	1
25	815172	SPACER KIT, Pinion Bearing	1	47	667275	CUP, Differential Bearing	1
26	101257	‡SHIM, Pinion Bearing Cage — .004	—	48	112079	DIFFERENTIAL ASSY (Inc. 6 thru 17, 19)	1
				49	111344	DIFF. BODY SUB-ASSY (Inc. 7, 8, 11 thru 17)	1
				50	112080	GEAR & PINION SET (Inc. 9, 19)	1
				51	815395	DIFFERENTIAL CASE KIT (Inc. 7, 8, 12, 16, 17)	1

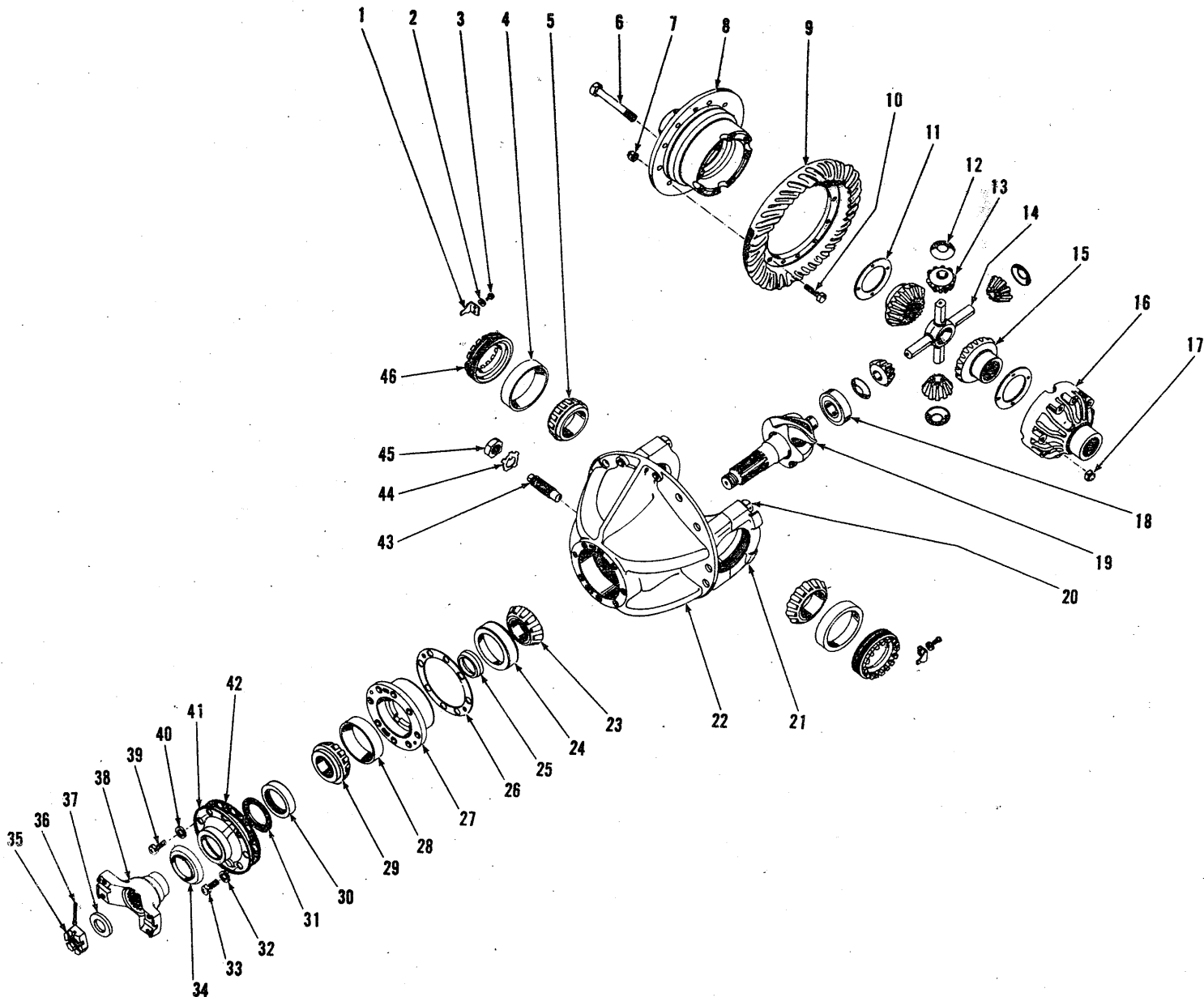
§Not Sold Separately

†Not Illustrated

‡As Required

WHEN ORDERING PARTS, ALWAYS STATE MODEL AND SERIAL NO. OF MACHINE





DIFFERENTIAL AND CARRIER ASSEMBLY - REAR DRIVE STEER

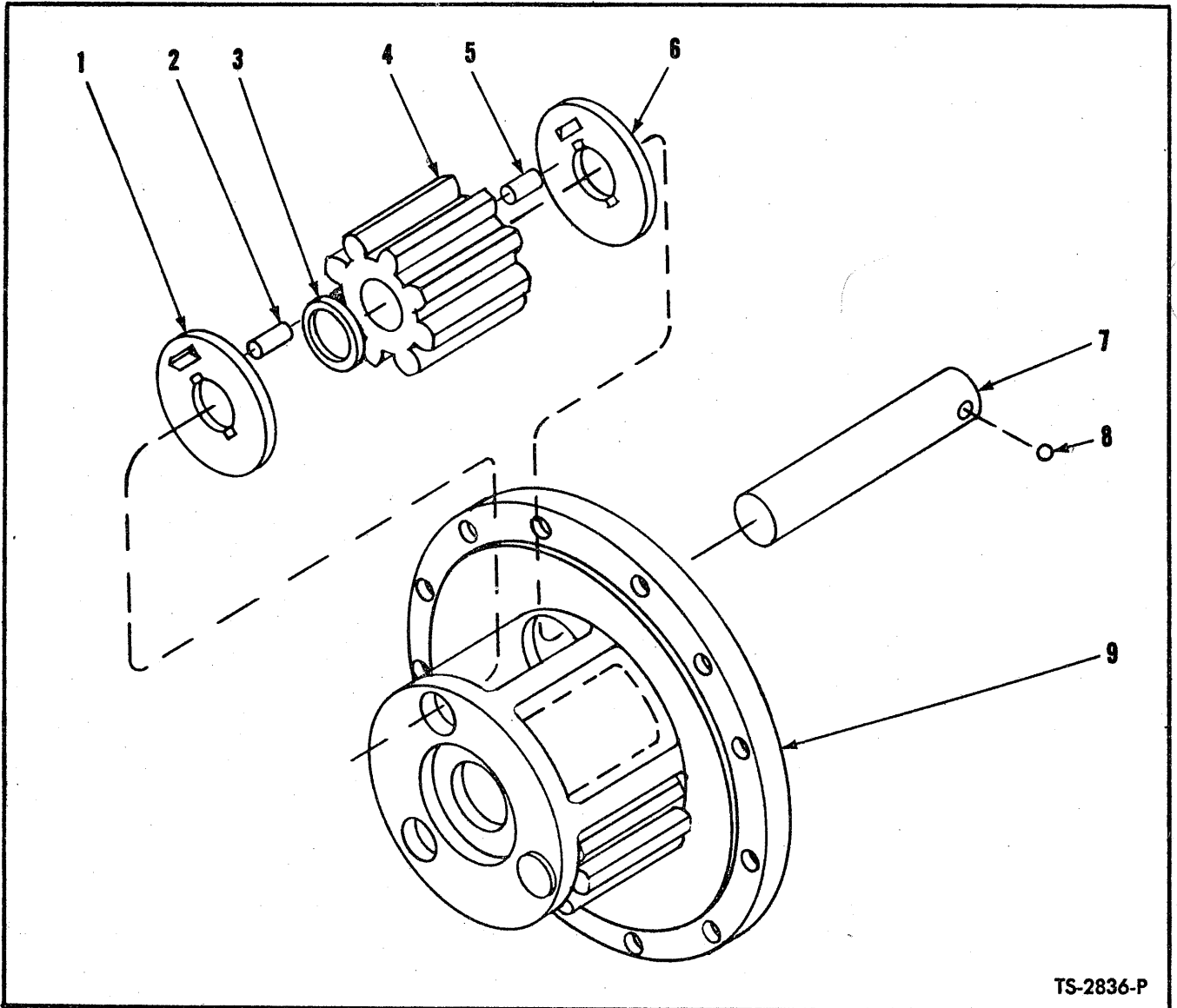
**DIFFERENTIAL AND CARRIER ASSEMBLY — REAR DRIVE STEER**

Item No.	Part No.	Description	No. Req'd.
A	112281	DIFF. & CARRIER ASSY (Inc. 1 thru 46)	1
1	100941	LOCK, Adjusting Nut	2
2	4E-06	LKWSHR, Adjusting Nut Lock Bolt	2
3	3C-614	BOLT, Adjusting Nut Lock	2
4	675249	CUP, Differential Bearing	2
5	675248	CONE, Differential Bearing	2
6	100174	BOLT, Differential Case	8
7	104182	NUT, Ring Gear Bolt	12
8	-----	§DIFF. CASE — Flanged Half — See 50	1
9	-----	§RING GEAR — See 49	1
10	100176	BOLT, Ring Gear	12
11	100173	WASHER, Side Gear Thrust	2
12	100172	WASHER, Pinion Thrust	4
13	100169	PINION, Differential	4
14	100171	SPIDER, Differential	1
15	100170	GEAR, Side	2
16	-----	§DIFF. CASE — Plain Half — See 50	1
17	104182	NUT, Differential Case Bolt	8
18	675536	BEARING, Inner Pinion	1
19	-----	§PINION — See 49	1
20	100937	BOLT, Carrier Cap	4
20A	111656	†WASHER, Carrier Cap Bolt	4
21	-----	§CAP, Carrier — See 22	2
22	116712	CARRIER ASSY (Inc. 20, 20A, 21)	1
23	667277	CONE, Center Pinion Bearing	1
24	667278	CUP, Center Pinion Bearing	1
25	815040	SPACER KIT, Pinion Bearing	1

Item No.	Part No.	Description	No. Req'd.
26	112354	‡SHIM, Bearing Cage —.004"	—
26A	112355	‡SHIM, Bearing Cage —.007"	—
26B	112356	‡SHIM, Bearing Cage —.010"	—
27	112350	CAGE ASSY, Pinion Bearing (Inc. 28)	1
28	675257	CUP, Outer Pinion Bearing	1
29	710288	CONE, Outer Pinion Bearing	1
30	111720	SEAL, Pinion Oil	1
31	100945	GASKET, Pinion Oil Seal	1
32	4E-09	LKWSHR, Oil Seal Retainer	5
33	1C-928	BOLT, Oil Seal Retainer	5
34	-----	OMIT — Not applicable this model	—
35	100950	NUT, Pinion Shaft	1
36	1F-428	COTTER, Pinion Shaft Nut	1
37	100951	WASHER, Pinion Shaft Nut	1
38	106081	FLANGE, Companion	1
39	1C-828	BOLT, Oil Seal Retainer Locating	1
40	4E-08	LKWSHR, Oil Seal Retainer Locating	1
41	112352	RETAINER, Pinion Oil Seal	1
42	112353	GASKET, Oil Seal Retainer	1
43	-----	Not used	—
44	-----	Not used	—
45	-----	Not used	—
46	100940	NUT, Differential Adjusting	2
47	106076	DIFF. ASSY (Inc. 6 thru 17, 19)	1
48	100160	DIFF. BODY SUB. ASSY (Inc. 6, 8, 11 thru 17)	1
49	815204	GEAR & PINION SET (Inc. 9, 19)	1
50	815033	DIFF. CASE KIT (Inc. 6, 8, 16, 17)	1

§Not Sold Separately  
 †Not Illustrated  
 ‡As Required

**WHEN ORDERING PARTS, ALWAYS STATE MODEL AND SERIAL NO. OF MACHINE**

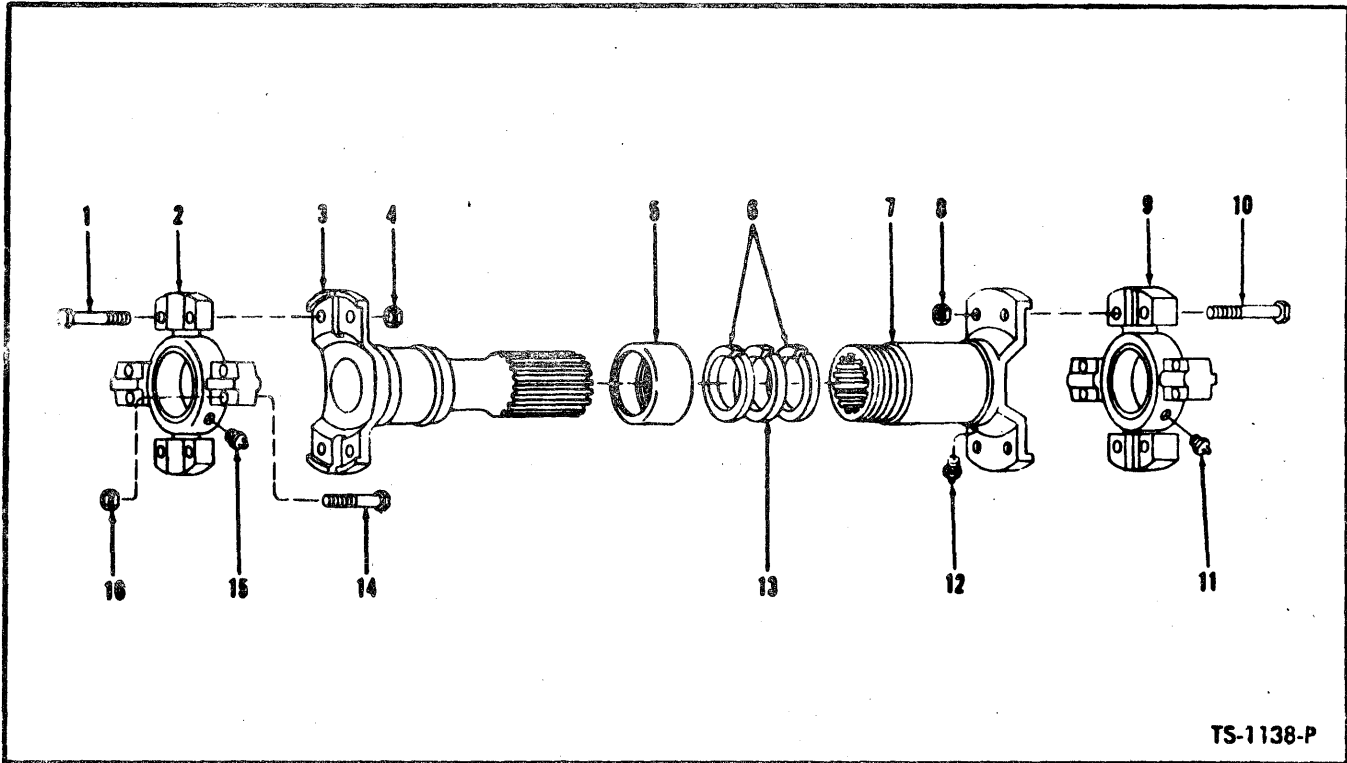


TS-2836-P

**PLANET SPIDER ASSEMBLY**

Item No.	Part No.	Description	No. Req'd.
A	106346	SPIDER ASSY, Planet (Inc. 1 thru 8)	4
<b>NOTE: Four (4) Planet Spider Assemblies used on machine. Quantities listed below are for 1 Planet Spider.</b>			
1	106350	WASHER, Pinion Thrust	3
2	106351	ROLLER, Pinion	87
3	106352	SPACER, Pinion Roller	3
4	109088	PINION, Planet	3
5	106351	ROLLER, Pinion	87
6	106350	WASHER, Pinion Thrust	3
7	106349	SHAFT, Pinion	3
8	10J-12	BALL, Pinion Shaft	3
9	106347	SPIDER, Planet	1

**WHEN ORDERING PARTS, ALWAYS STATE MODEL AND SERIAL NO. OF MACHINE**

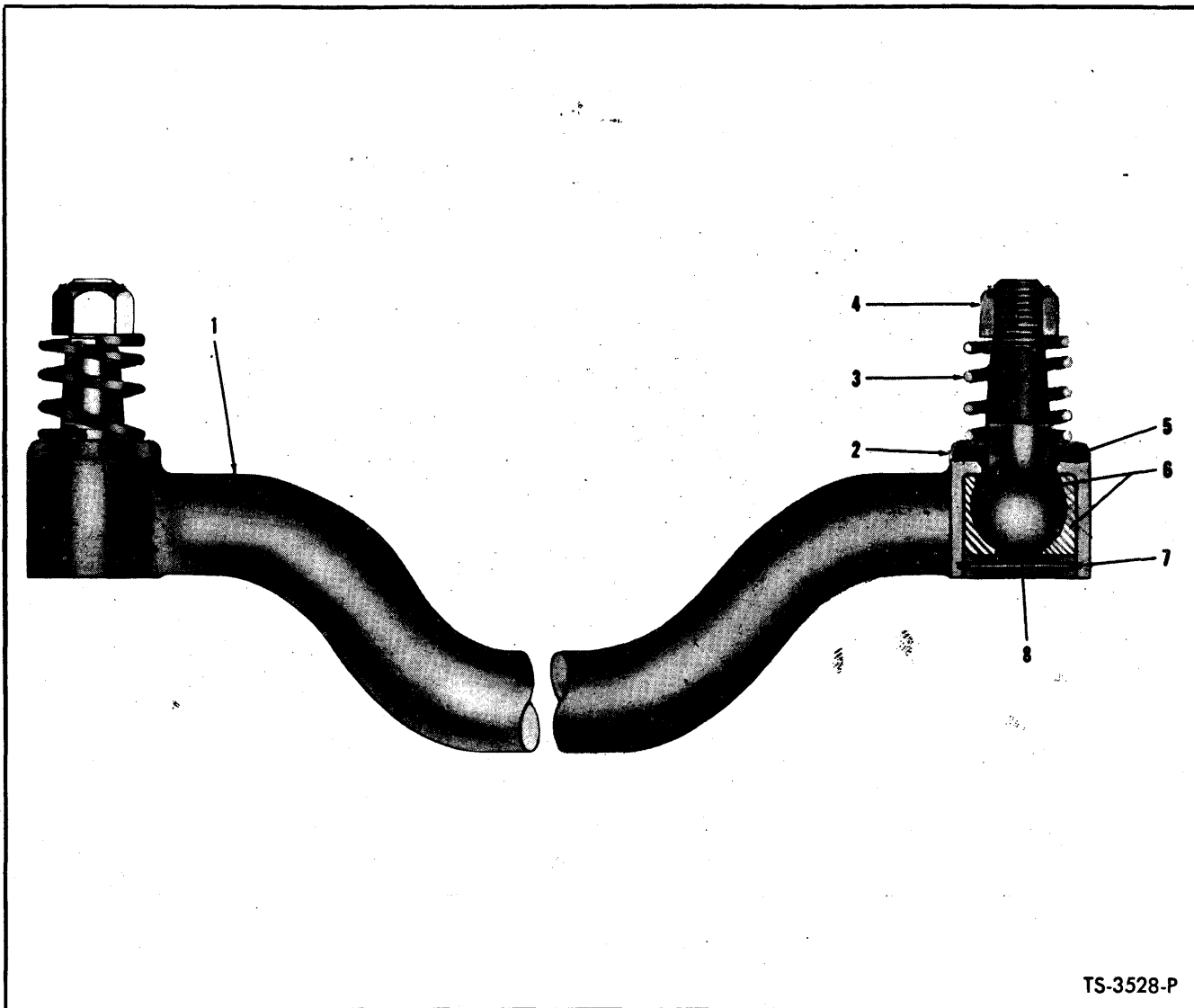


**PROPELLER SHAFT ASSEMBLIES**

Item No.	Description	Converter		Transmission to Front Axle	Transmission to Rear Axle	No. Req'd
		to Transmission G.M. and Leyland	to Transmission Cummins, Perkins, Daf, Volvo			
A	PROPELLER SHAFT ASSY (Inc. 1 thru 16)	BN125458 (LL) 540190 (GM)	532197	528998	550580	1
1	BOLT, Spider & Bearing to Tube	695808	695808	940089	940089	4
2	SPIDER & BEARING ASSY (Inc. 2A)	944866	944866	944862	944862	1
2A	†SEAL, Spider Grease	944863	944863	944861	944861	4
3	TUBE	945098 (GM) BN125459 (LL)	945099	944690	940084	1
4	NUT, Spider & Bearing to Tube	8D-05	8D-05	8D-06	8D-06	4
5	RETAINER, Felt	940654	940654	940090	940090	1
6	WASHER, Felt Retainer	940653	940653	940091	940091	2
7	SLIP YOKE	942658	942658	940093	940093	1
8	NUT, Spider & Bearing to Slip Yoke	8D-05	8D-05	8D-06	8D-06	4
9	SPIDER & BEARING ASSY (Inc. 9A)	944866	944866	944862	944862	1
9A	†SEAL, Spider & Bearing Grease	944863	944863	944861	944861	4
10	BOLT, Spider & Bearing to Slip Yoke	695808	695808	940089	940089	4
11	FITTING, Spider & Bearing Grease	10H-35	10H-35	10H-35	10H-35	1
12	FITTING, Slip Yoke Grease	10H-25	10H-25	10H-25	10H-25	1
13	FELT WASHER	940081	940081	940092	940092	1
14	BOLT, Spider & Bearing Attaching	945256	945256	940089	940089	6
15	FITTING, Spider & Bearing Grease	10H-35	10H-35	10H-35	10H-35	1
16	NUT, Spider & Bearing Attaching	*8D-05	*8D-05	8D-06	8D-06	8

**WHEN ORDERING PARTS, ALWAYS STATE MODEL AND SERIAL NO. OF MACHINE**

\*NOTE: Quantity required in these locations (16).



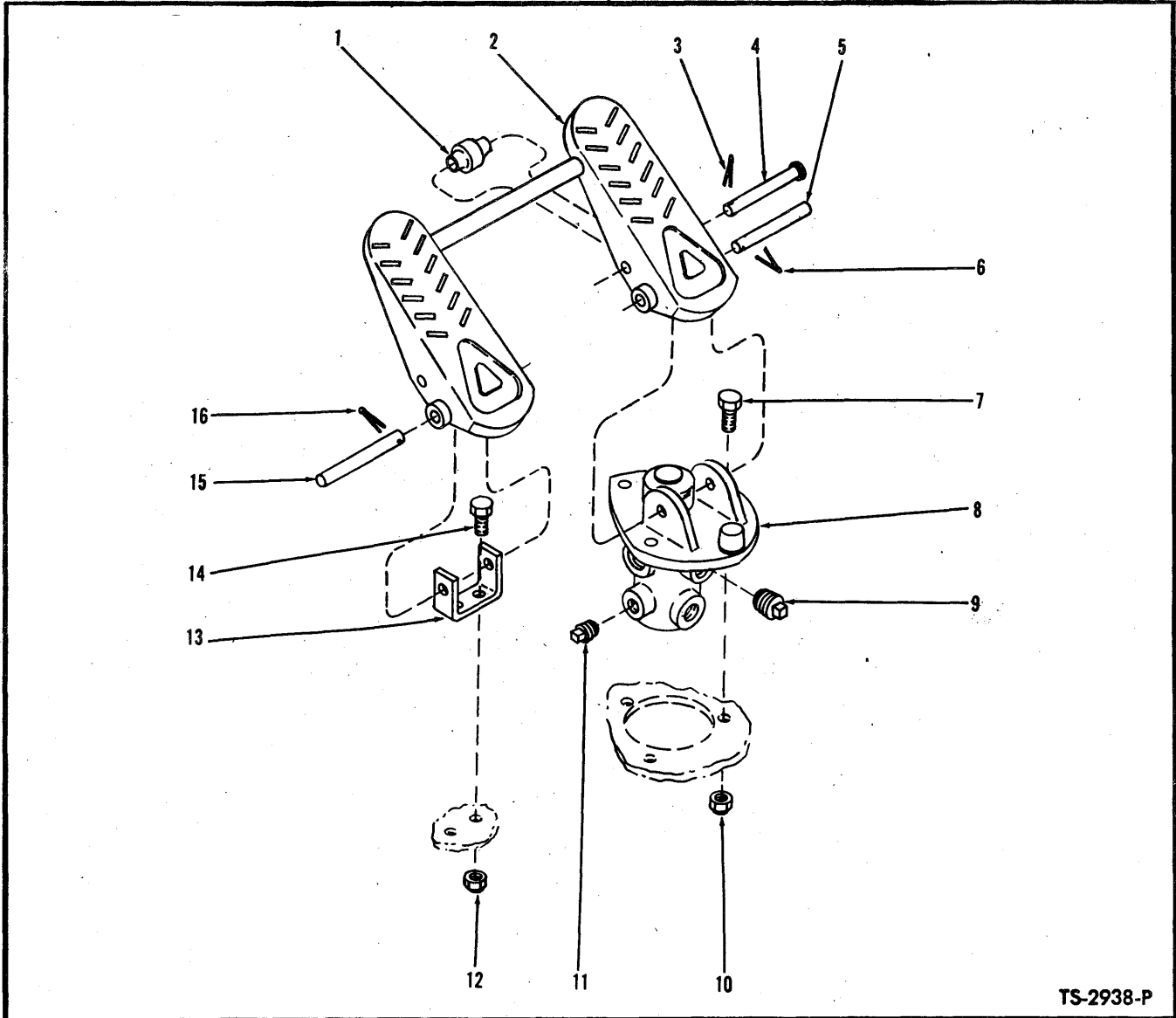
TS-3528-P

**TIE ROD ASSEMBLY**

Item No.	Part No.	Description	No. Req'd.
A	117226	TIE ROD ASSY (Inc. 1 thru 8)	1
1	---	§HOUSING, Tie Rod — See A	1
2	106138	RETAINER, Felt	2
3	106268	SPRING	2
4	112174	NUT, Ball Stud	2
5	106137	FELT	2
6	117228	BALL STUD	2
7	541879	PLATE, Ball Stud Retainer	2
8	507695	RING, Plate Retaining	2
8A	10H-25	TIE ROD GREASE FITTING	2

§Not Sold Separately

**WHEN ORDERING PARTS, ALWAYS STATE MODEL AND SERIAL NO. OF MACHINE**



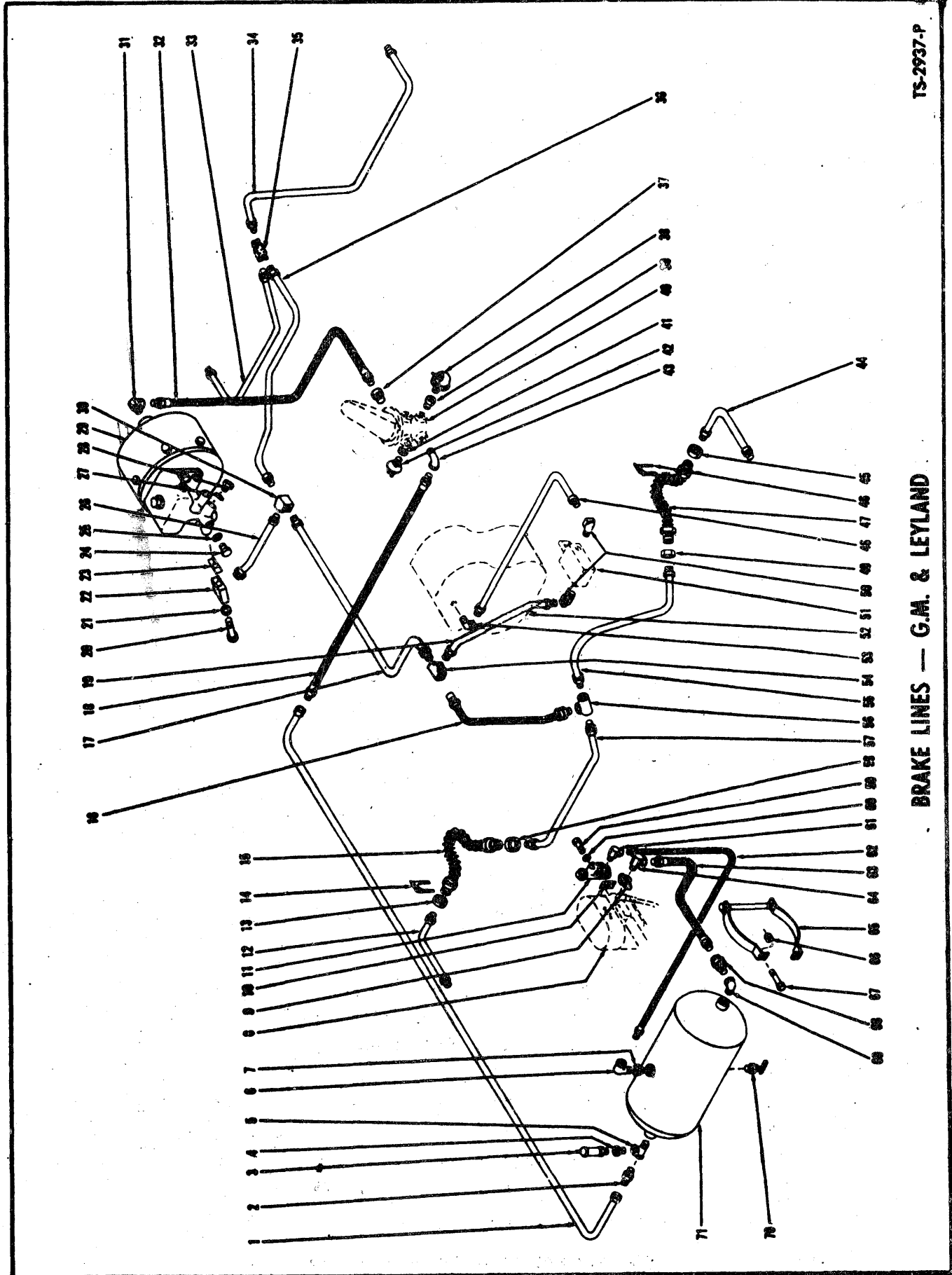
TS-2938-P

**BRAKE CONTROLS**

Item No.	Part No.	Description	No. Req'd.
1	518259	ROLLER, Pedal	1
2	542255	PEDAL, Air Brake	1
3	1F-312	COTTER, Clevis Pin	1
4	875766	PIN, Roller to Pedal	1
5	875767	PIN, Pedal to Valve	1
6	1F-320	COTTER, Clevis Pin	1
7	18C-516	BOLT, Valve to Floorboard	3
8	556562	*VALVE, Air Brake — B.W. 229501	1
8A	14D-10	NUT	1
8B	12E-10	L.W.	1
9	13F-08	PLUG, Air Brake Valve	2
10	18D-05	NUT, Valve to Floorboard	3
11	13F-04	PLUG, Air Brake Valve	2
12	18D-05	NUT, Base to Floorboard	2
13	513873	BASE, Pedal	1
14	18C-516	BOLT, Base to Floorboard	2
15	875767	PIN, Pedal to Base	1
16	1F-320	COTTER, Clevis Pin	1
		COTTER, Clevis Pin	1

\*NOTE: Your local Bendix-Westinghouse distributor is equipped to service and supply this part.

**WHEN ORDERING PARTS, ALWAYS STATE MODEL AND SERIAL NO. OF MACHINE**



TS-2937-P

BRAKE LINES — G.M. & LEYLAND



## BRAKE LINES — G.M. &amp; LEYLAND

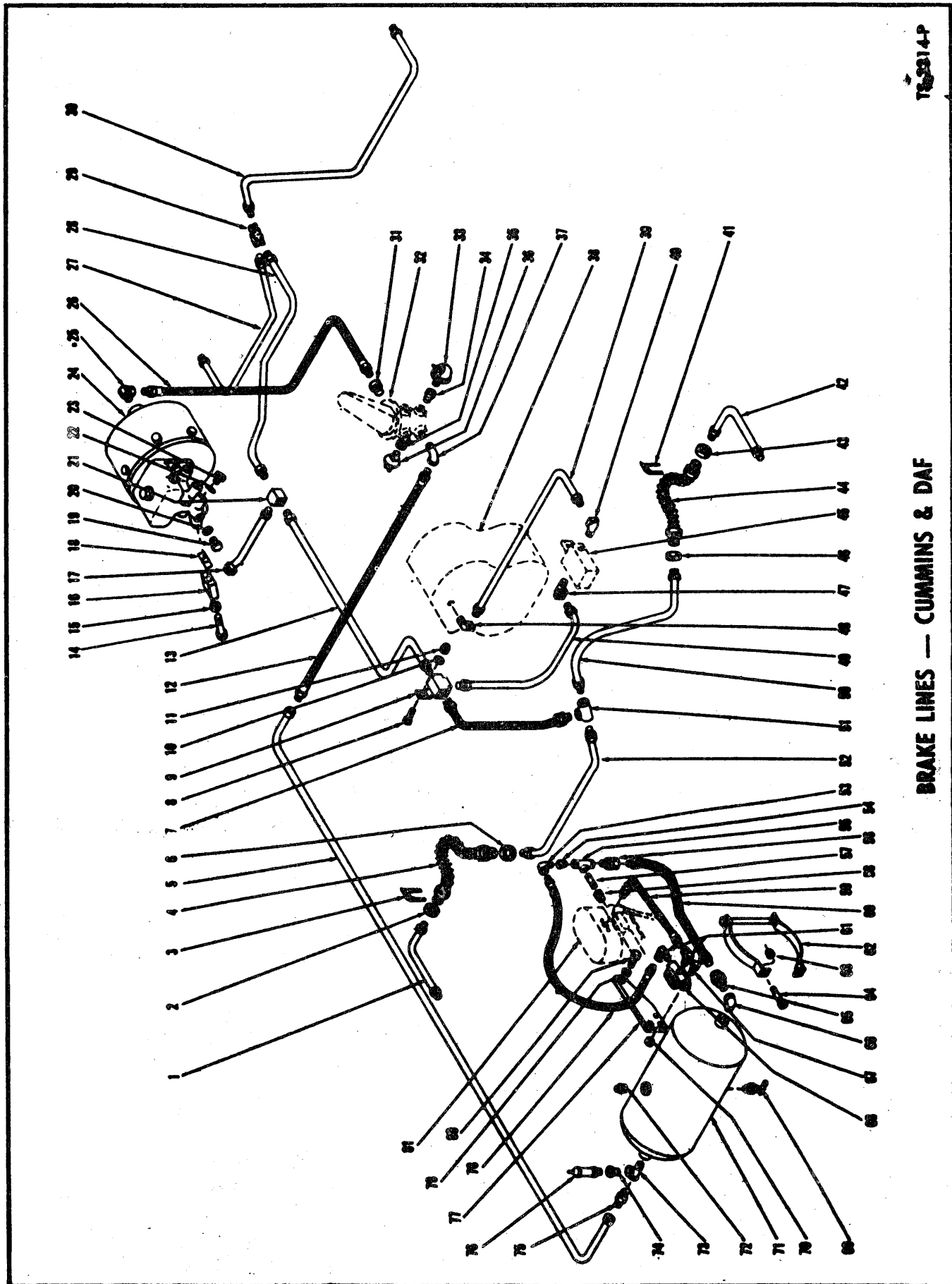
Item No.	Part No.	Description	No. Req'd.	Item No.	Part No.	Description	No. Req'd.
1	540919	LINE, Reservoir to Foot Valve	1	40	—	BRAKE CONTROLS—See Index	—
2	38F-10	CONNECTOR, Line to Tee	1	41	356616	BUSHING, Foot Valve Reducing	1
3	507815	*VALVE, Safety—B. W. #205105	1	42	636260	SWITCH, Stop Light	1
4	356615	BUSHING, Tee Reducing	1	43	26F-4	ELBOW, Hose to Foot Valve	1
5	17F-4	TEE, Line to Reservoir	1	44	552387	LINE, Right Rear Wheel	1
6	25F-1	ELBOW, Line to Reservoir	1	45	8D-10	NUT, Hose to Line	1
7	356616	BUSHING, Reducing	1	46	550325	CLIP, Hose to Frame	1
8	—	AIR COMPRESSOR - See Engine Parts Manual	—	47	552374	HOSE, Rear Wheel—R. H.	1
9	510452	FLANGE, Discharge (only for G.M.)	1	48	542507	LINE, Selector Valve to Trans.	1
9A	BN125556	TUBE, Compressor to Reservoir (Only for Leyland)	1	49	8D-10	NUT, Hose to Line	1
10	942646	GASKET, Governor to Compressor (only for G.M.)	1	50	507729	ELBOW, Line to Valve	2
10A	BN125342	SUPPORT GOVERNOR (Mounted on Compressor (Only for Leyland)	1	51	—	SELECTOR VALVE—See Index	—
11	540306	*GOVERNOR—B. W. #275200	1	52	—	TRANSMISSION—See Index	—
12	552387	LINE, Left Rear Wheel	1	53	62F-3	ELBOW, Line to Transmission	1
13	8D-10	NUT, Hose to Line	1	54	100582	TEE, Hose to Line	1
14	550325	CLIP, Hose to Frame	1	54A	710538	†WASHER, Tee to Frame	1
15	552374	HOSE, Rear Wheel—L. H.	1	54B	18C-514	†BOLT, Tee to Frame	1
16	546853	HOSE, Line to Rear Axle Tee	1	54C	18D-05	†NUT, Tee to Frame	1
17	540925	LINE, Tee to Rear Axle	1	55	534259	LINE, Right Hand—Rear	1
18	524497	HOSE, Line to Foot Valve	1	56	550320	TEE, Rear Axle Brake Line	1
19	542506	LINE, Master Cylinder to Selector Valve	1	57	534260	LINE, Left Hand—Rear	1
20	692722	BOLT, Connector	1	58	8D-10	NUT, Hose to Line	1
21	613750	GASKET, Connector Bolt	1	59	17C-544	BOLT, Governor to Compressor	2
22	620235	CONNECTOR, Master Cylinder	1	60	4E-05	LKWSHR, Governor to Compressor	2
23	620238	GASKET, Connector	1	61	31F-1	ADAPTER UNION	1
24	874007	PLUG, Master Cylinder	1	62	536936	HOSE, Governor to Reservoir	1
25	613750	GASKET, Master Cylinder Plug	1	63	593484	HOSE, Compressor to Reservoir	1
26	540923	LINE, Master Cylinder to Tee	1	64	31F-4	ADAPTER UNION	1
27	613750	GASKET, Master Cylinder Plug	1	65	941214	*BRACKET, Reservoir—B. W. #205267	2
28	874007	PLUG, Master Cylinder	1	66	18D-06	NUT, Bracket to Frame	4
29	—	POWER CLUSTER ASSY—See Index	1	67	18C-616	BOLT, Bracket to Frame	4
30	552897	TEE, Brake Line	1	68	593370	*VALVE, Check—B. W. #228194	1
31	31F-3	ADAPTER UNION	1	69	26F-4	ELBOW, Check Valve to Reservoir	1
32	541983	HOSE, Foot Valve to Power Cluster	1	70	72F-4	DRAIN COCK	1
33	543741	LINE, Left Hand Brake—Front	1	71	540707	AIR RESERVOIR	1
34	543740	LINE, Right Hand Brake—Front	1				
35	550318	TEE, Front Axle Brake Line	1				
36	540924	LINE, Tee to Front Axle	1				
37	356614	BUSHING, Foot Valve Reducing	1				
38	940643	SENDER, Air Pressure	1				
39	356616	BUSHING, Foot Valve Reducing	1				

\*Your local authorized Bendix-Westinghouse distributor is equipped to service and supply these parts.

†Not Illustrated

**WHEN ORDERING PARTS, ALWAYS STATE MODEL AND SERIAL NO. OF MACHINE**





TB-3314P

BRAKE LINES — CUMMINS & DAF

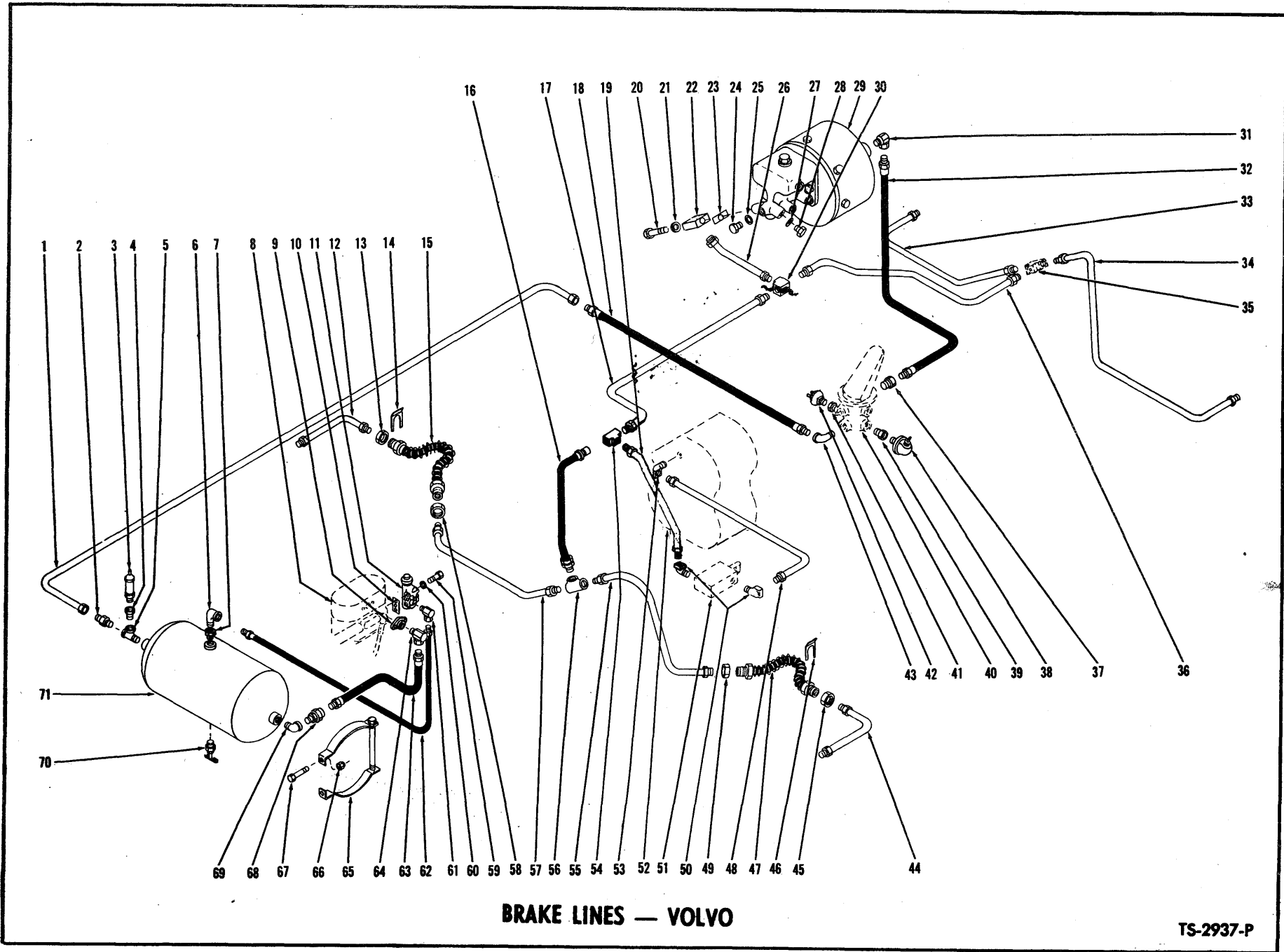


## BRAKE LINES — CUMMINS &amp; DAF

Item No.	Part No.	Description	No. Req'd.	Item No.	Part No.	Description	No. Req'd.
1	552387	LINE, Rear Brake—L. H.	1	43	8D-10	NUT, Hose to Rear Axle Line	1
2	8D-10	NUT, Hose to Rear Axle Line	1	44	552374	HOSE, Line to Line	1
3	550325	CLIP, Hose to Frame	1	45	-----	SELECTOR VALVE—See Index	—
4	552374	HOSE, Line to Line	1	46	8D-10	NUT, Hose to Line	1
5	540919	LINE, Air Reservoir to Brake Valve	1	47	507729	ELBOW, Line to Selector Valve	1
6	8D-10	NUT, Hose to Line	1	48	62F-3	ELBOW, Line to Transmission	1
7	546833	HOSE, Tee to Tee	1	49	542506	LINE, Tee to Selector Valve	1
8	18C-514	BOLT, Tee to Lug	1	50	534259	LINE, Tee to Hose	1
9	100582	TEE	1	51	550320	TEE—Furnished with Axle	1
10	710538	WASHER, Tee to Lug	1	52	534260	LINE, Tee to Hose	1
11	18D-05	NUT, Tee to Lug	1	53	26F-1	ELBOW, Hose to Tee	1
12	524497	HOSE, Line to Brake Valve	1	54	356616	BUSHING, Reducing	1
13	540925	LINE, Tee to Tee	1	55	18F-4	TEE, Compressor	1
14	692722	BOLT, Connector Mounting	1	56	36F-4	ADAPTER UNION	1
15	613750	GASKET, Connector Bolt	1	57	5K-410	NIPPLE, Tee to Compressor	1
16	620235	CONNECTOR, Master Cylinder	1	58	356617	BUSHING, Reducing	1
17	540923	LINE, Connector to Tee	1	59	546835	HOSE, Governor to Compressor	1
18	620238	GASKET, Connector to Master Cyl.	1	60	548400	HOSE, Air Reservoir to Compressor Tee	1
19	874007	PLUG, Master Cylinder Outlet	1	61	31F-1	ADAPTER UNION	2
20	613750	GASKET, Master Cylinder Plug	1	62	941214	*BRACKET, Reservoir Mounting—B.W. #205267	2
21	552897	TEE, Front Axle	1	63	18D-06	NUT, Bracket Mounting	4
22	613750	GASKET, Plug	1	64	18C-616	BOLT, Bracket Mounting	4
23	874007	PLUG, Master Cylinder Outlet	1	65	593370	*CHECK VALVE—B.W. #228194	1
24	-----	POWER CLUSTER—See Index	—	66	26F-4	ELBOW, Air Reservoir	1
25	31F-3	ADAPTER UNION	1	67	18C-548	BOLT, Governor Mounting	2
26	541983	HOSE, Power Cluster to Brake Valve	1	68	540306	*GOVERNOR—B.W. #275200	1
27	543741	LINE, Front Brake—L. H.	1	69	72F-4	DRAIN COCK, Reservoir	1
28	540924	LINE, Tee to Tee	1	70	18D-05	NUT, Governor to Bracket	2
29	550318	TEE, Furnished with Axle	1	71	540707	AIR RESERVOIR	1
30	543740	LINE, Front Brake—R. H.	1	72	14F-08	PLUG, Air Reservoir	1
31	356614	BUSHING, Reducing	1	73	17F-4	TEE, Air Reservoir	1
32	-----	BRAKE CONTROLS—See Index	—	74	356615	BUSHING, Reducing	1
33	550832	SENDER UNIT, Air Pressure	1	75	38F-10	FITTING, Hose to Tee	1
34	356611	BUSHING, Reducing (Only for DAF)	1	76	507815	*SAFETY VALVE—B.W. #205105	1
34A	356616	BUSHING, Reducing (Only for Cummins)	1	77	548338	BRACKET, Governor Mounting	1
35	356616	BUSHING, Reducing	1	78	548401	HOSE, Governor to Elbow	1
36	636260	SWITCH, Stop Light	1	79	4E-06	LKWSHR, Governor to Bracket	2
37	26F-4	ELBOW, Hose to Brake Valve	1	80	1C-612	BOLT, Governor to Bracket	2
38	-----	TRANSMISSION—See Index	—	81	-----	COMPRESSOR—See Engine Parts Manual	—
39	542507	LINE, Selector Valve to Transmission	1				
40	507729	ELBOW, Line to Selector Valve	1				
41	550325	CLIP, Hose to Frame	1				
42	552387	LINE, Rear Brake—R. H.	1				

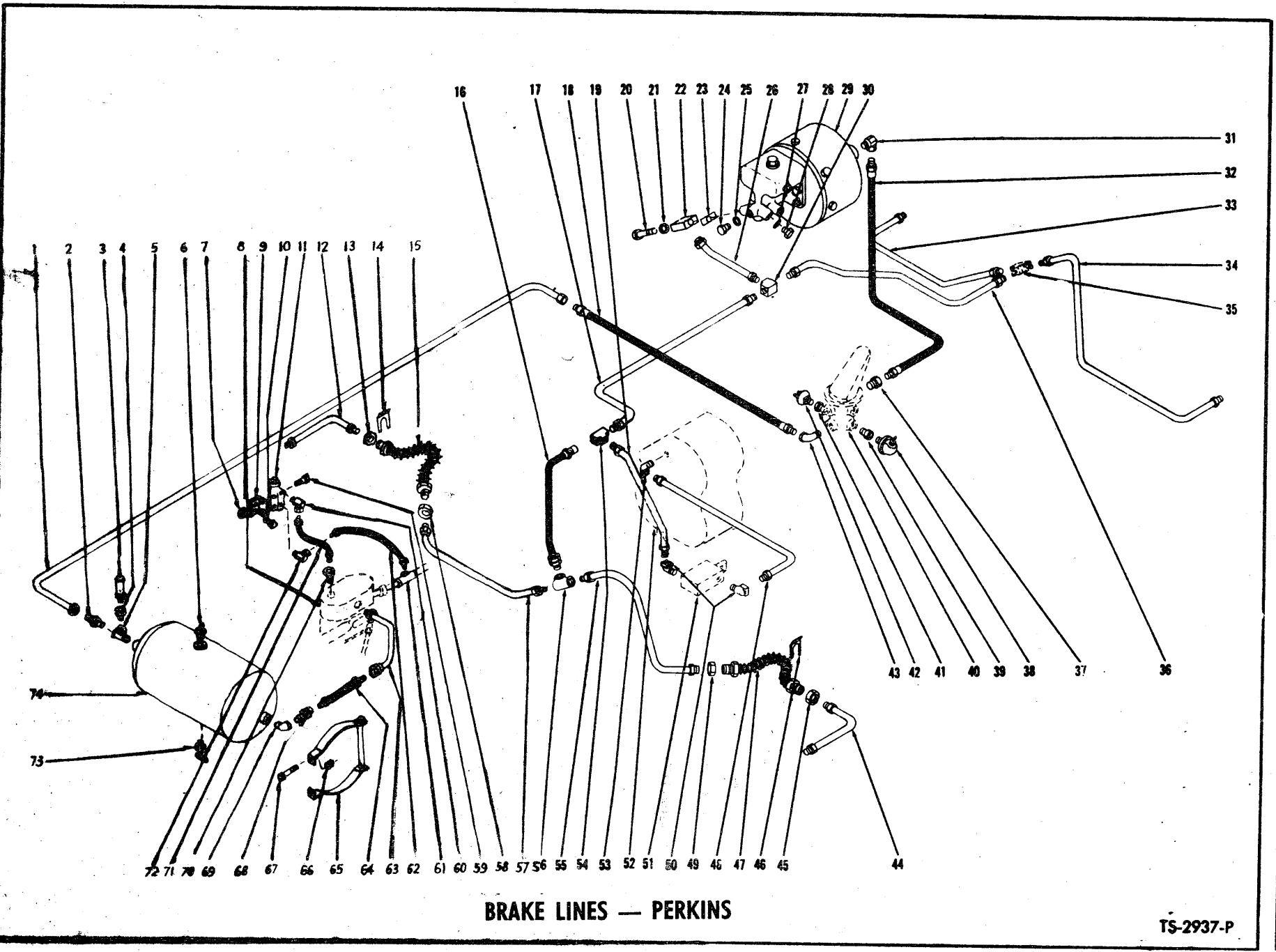
\*NOTE: Your local authorized Bendix-Westinghouse distributor is equipped to service and supply these parts.

**WHEN ORDERING PARTS, ALWAYS STATE MODEL AND SERIAL NO. OF MACHINE**



**BRAKE LINES — VOLVO**

TS-2937-P



**PERKINS — BRAKE LINES**

TS-2937-P

**BRAKE LINES**

Item No.	Part No.	Description	No. Req'd.
1	42F-9	MALE, Elbow 90° .....	1
2	BN125733	LINE ASSY, Air Reservoir to Air Brake Valve .....	1
3	17F-4	TEE, Line to Reservoir .....	1
4	593370	CHECK VALVE .....	1
5	593484	HOSE, Compressor to Reservoir .....	1
6	31F-4	ADAPTER UNION .....	1
7	18F-4	TEE .....	1
8	5K-410	NIPPLE .....	1
9	19F-4	REDUCING BUSHING .....	1
10	593650	HOSE ASSEMBLY .....	1
11	593650	HOSE ASSEMBLY .....	1
12	552387	LINE, Left Rear Wheel .....	1
13	8D-10	NUT, Hose to Line .....	1
14	550325	CLIP, Hose to Frame .....	1
15	552374	HOSE, Rear Wheel—L. H. .....	1
16	546853	HOSE, Line to Rear Axle Tee .....	1
17	540925	LINE, Tee to Rear Axle .....	1
18	524497	HOSE, Line to Foot Valve .....	1
19	542506	LINE, Master Cylinder to Selector Valve .....	1
20	692722	BOLT, Connector .....	1
21	613750	GASKET, Connector Bolt .....	1
22	620235	CONNECTOR, Master Cylinder .....	1
23	620238	GASKET, Connector .....	1
24	874007	PLUG, Master Cylinder .....	1
25	613750	GASKET, Master Cylinder Plug .....	1
26	540923	LINE, Master Cylinder to Tee .....	1
27	613750	GASKET, Master Cylinder Plug .....	1
28	874007	PLUG, Master Cylinder .....	1
29	—	POWER CLUSTER ASSY—See Index .....	1
30	552897	TEE, Brake Line .....	1
31	31F-3	ADAPTER UNION .....	1
32	541983	HOSE, Foot Valve to Power Cluster .....	1
33	543741	LINE, Left Hand Brake—Front .....	1
34	543740	LINE, Right Hand Brake—Front .....	1
35	550318	TEE, Front Axle Brake Line .....	1
36	540924	LINE, Tee to Front Axle .....	1
37	356614	BUSHING, Foot Valve Reducing .....	1
38	940643	SENDER, Air Pressure .....	1
39	356611	BUSHING, Foot Valve Reducing .....	1

**VOLVO**

Item No.	Part No.	Description	No. Req'd.
40	—	BRAKE CONTROLS—See Index .....	—
41	356616	BUSHING, Foot Valve Reducing .....	1
42	636260	SWITCH, Stop Light .....	1
43	26F-4	ELBOW, Hose to Foot Valve .....	1
44	552387	LINE, Right Rear Wheel .....	1
45	8D-10	NUT, Hose to Line .....	1
46	550325	CLIP, Hose to Frame .....	1
47	552374	HOSE, Rear Wheel—R. H. .....	1
48	542507	LINE, Selector Valve to Trans. .....	1
49	8D-10	NUT, Hose to Line .....	1
50	507729	ELBOW, Line to Valve .....	2
51	—	SELECTOR VALVE—See Index .....	—
52	—	TRANSMISSION—See Index .....	—
53	62F-3	ELBOW, Line to Transmission .....	1
54	100582	TEE, Hose to Line .....	1
54A	710538	†WASHER, Tee to Frame .....	1
54B	18C-514	†BOLT, Tee to Frame .....	1
54C	18D-05	†NUT, Tee to Frame .....	1
55	534259	LINE, Right Hand—Rear .....	1
56	550320	TEE, Rear Axle Brake Line .....	1
57	534260	LINE, Left Hand—Rear .....	1
58	8D-10	NUT, Hose to Line .....	1
59	17C-544	BOLT, Governor to Compressor .....	2
60	4E-05	LKWSHR, Governor to Compressor .....	2
61	540306	GOVERNOR .....	1
62	942646	GASKET, Governor to Compressor .....	1
63	31F-1	ADAPTER UNION .....	1
64	31F-1	ADAPTER UNION .....	1
65	941214	BRACKET .....	2
66	18D-06	NUT, Bracket to Frame .....	4
67	18C-616	BOLT, Bracket to Frame .....	4
68	507815	VALVE, Safety .....	1
69	356615	BUSHING REDUCING .....	1
70	26F-4	ELBOW .....	1
71	—	AIR COMPRESSOR — See Engine Parts Manual .....	—
72	72F-4	DRAIN COCK .....	1
73	540707	AIR RESERVOIR .....	1
74	510452	FLANGE .....	1
75	14F-08	PLUG .....	1

†Not Illustrated

**WHEN ORDERING PARTS, ALWAYS STATE MODEL AND SERIAL NO. OF MACHINE**

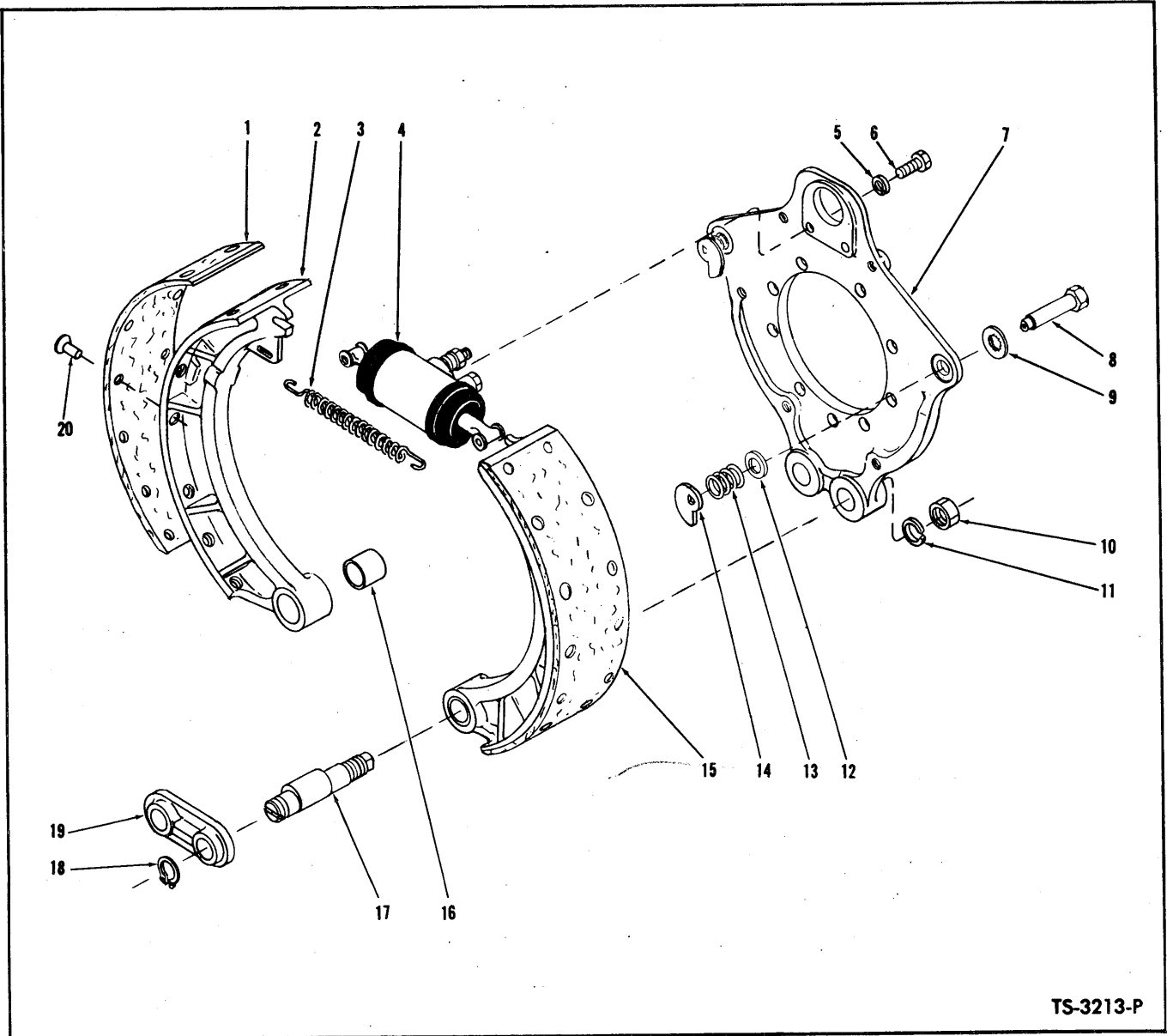


**BRAKE LINES — PERKINS**

Item No.	Part No.	Description	No. Req'd.	Item No.	Part No.	Description	No. Req'd.
1	540919	LINE, Reservoir to Foot Valve	1	39	356616	BUSHING, Foot Valve Reducing	1
2	38F-10	CONNECTOR, Line to Tee	1	40	—	BRAKE CONTROLS - See Index	—
3	507815	*VALVE, Safety - B.W. 205105	1	41	356616	BUSHING, Foot Valve Reducing	1
4	356615	BUSHING, Tee Reducing	1	42	636260	SWITCH, Stop Light	1
5	17F-4	TEE, Line to Reservoir	1	43	26F-4	ELBOW, Hose to Foot Valve	1
6	14F-08	PLUG	1	44	552387	LINE, Right Rear Wheel	1
7	18D-05	NUT, Governor to Support	2	45	8D-10	NUT, Hose to Line	1
8	—	AIR COMPRESSOR - See Engine Parts Manual	—	46	550325	CLIP, Hose to Frame	1
9	BN126502	SUPPORT GOVERNOR	1	47	552374	HOSE, Rear Wheel - R.H.	1
10	—	BOLT (with Engine)	—	48	542507	LINE, Selector Valve to Trans.	1
11	540306	*GOVERNOR - B.W. 275200	1	49	8D-10	NUT, Hose to Line	1
12	552387	LINE, Left Rear Wheel	1	50	507729	ELBOW, Line to Valve	2
13	8D-10	NUT, Hose to Line	1	51	—	SELECTOR VALVE - See Index	—
14	550325	CLIP, Hose to Frame	1	52	—	TRANSMISSION — See Index	—
15	552374	HOSE, Rear Wheel - L.H.	1	53	62F-3	ELBOW, Line to Transmission	1
16	546853	HOSE, Line to Rear Axle Tee	1	54	100582	TEE, Hose to Line	1
17	540925	LINE, Tee to Rear Axle	1	54A	710538	†WASHER, Tee to Frame	1
18	524497	HOSE, Line to Foot Valve	1	54B	18C-514	†BOLT, Tee to Frame	1
19	542506	LINE, Master Cylinder to Selector Valve	1	54C	18D-05	†NUT, Tee to Frame	1
20	692722	BOLT, Connector	1	55	534259	LINE, Right Hand - Rear	1
21	613750	GASKET, Connector Bolt	1	56	550320	TEE, Rear Axle Brake Line	1
22	620235	CONNECTOR, Master Cylinder	1	57	534260	LINE, Left Hand - Rear	1
23	620238	GASKET, Connector	1	58	8D-10	NUT, Hose to Line	1
24	874007	PLUG, Master Cylinder	1	59	18C-550	BOLT, Governor to Support	2
25	613750	GASKET, Master Cylinder Plug	1	60	31F-1	ADAPTER UNION	1
26	540923	LINE, Master Cylinder to Tee	1	61	BN126565	TUBE ASSY	1
27	613750	GASKET, Master Cylinder Plug	1	62	593650	HOSE	51
28	874007	PLUG, Master Cylinder	1	63	BN126538	TUBE, Compressor to Reservoir	1
29	—	POWER CLUSTER ASSY - See Index	—	64	593484	HOSE, Compressor to Reservoir	1
30	552897	TEE, Brake Line	1	65	941214	*BRACKET, Reservoir B.W. 205267	2
31	31F-3	ADAPTER UNION	1	66	18D-06	NUT, Bracket to Frame	4
32	541983	HOSE, Foot Valve to Power Cluster	1	67	18C-616	BOLT, Bracket to Frame	4
33	543741	LINE, Left Hand Brake - Front	1	68	593370	*VALVE, Check - B.W. 228194	1
34	543740	LINE, Right Hand Brake - Front	1	69	26F-4	ELBOW, Check Valve to Reservoir	1
35	550318	TEE, Front Axle Brake Line	1	70	19F-1	REDUCING	1
36	540924	LINE, Tee to Front Axle	1	71	593650	HOSE	1
37	356614	BUSHING, Foot Valve Reducing	1	72	31F-1	ADAPTER UNION	1
38	940643	SENDER, Air Pressure	1	73	72F-4	DRAIN COCK	1
				74	540707	AIR RESERVOIR	1

\*Your local authorized Bendix Westinghouse Distributor is equipped to service and supply these parts  
 †Not illustrated

**WHEN ORDERING PARTS, ALWAYS STATE MODEL AND SERIAL NO. OF MACHINE**



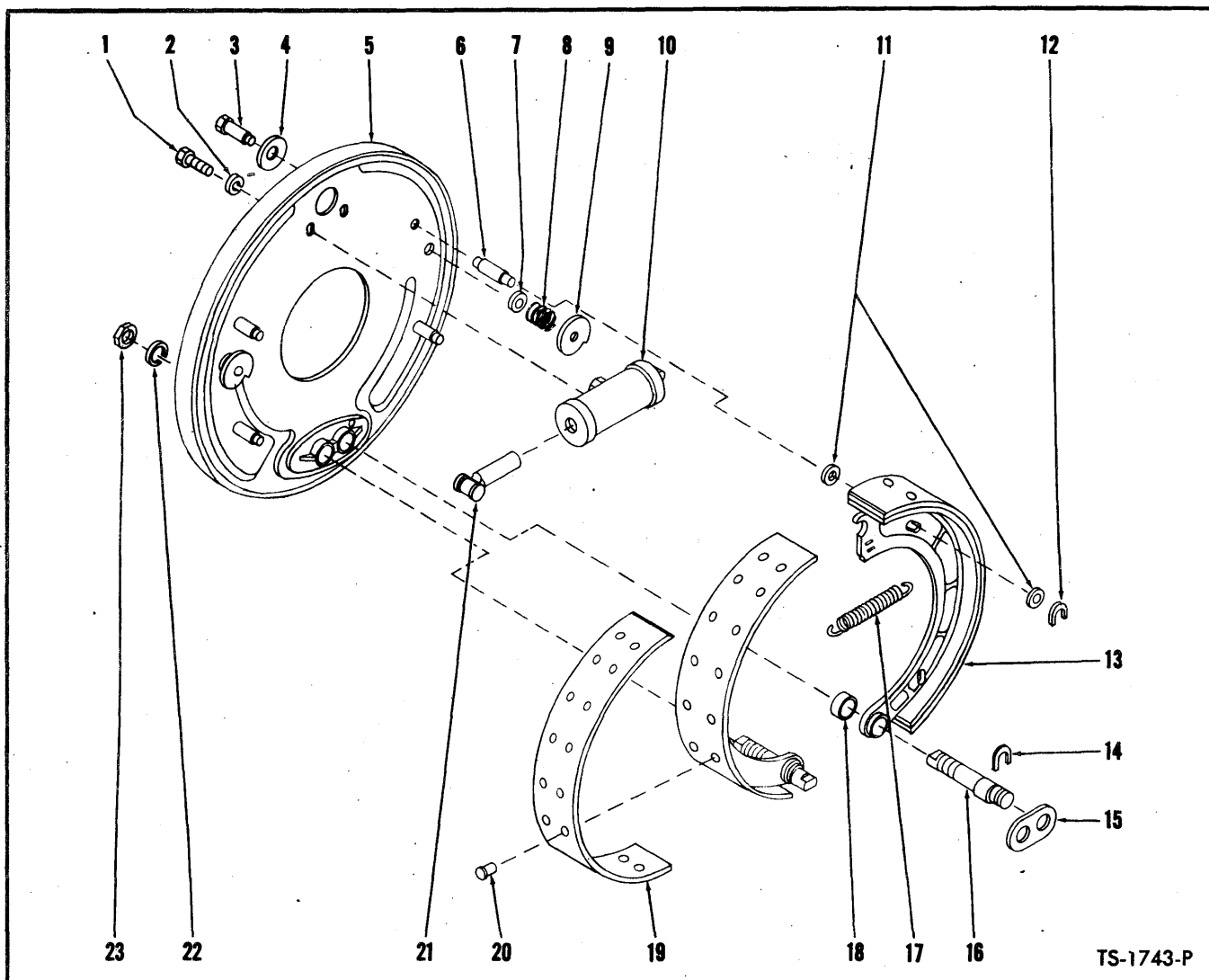
TS-3213-P

**FRONT BRAKE ASSEMBLY**

Item No.	Part No.	Description	No. Req'd.	Item No.	Part No.	Description	No. Req'd.
A	112052	BRAKE ASSY (Inc. 1 thru 20)	2	8	114178	PIN ASSY, Brake Shoe Adjusting (Inc. 9)	2
<b>NOTE: 2 Brake Assemblies used on axle — Quantities listed below are for 1 Brake Assembly.</b>				8A	114173	BRAKE SHOE ADJUSTING, Pin Assy (Incl. 8, 9)	2
B		LINING KIT, Brake (Inc. 1, 20)		9	100867	WASHER, Brake Shoe Adj. Pin	2
C	944293	Standard	1	10	2D-14	NUT, Anchor Pin	2
D	944300	*1/8" Oversize	1	11	2E-14	LKWSHR, Anchor Pin Nut	2
1		§LINING, Brake Shoe — See C & D	2	12	851771	WASHER, Cam Spring	2
2		§SHOE, Brake—See 15	2	13	943859	SPRING, Adj. Cam (Inc. 12)	2
3	116949	SPRING, Brake Shoe Return	1	14	112062	CAM, Shoe Adjusting	2
4		WHEEL CYLINDER—See Index	1	15	112065	SHOE ASSY, Brake (Inc. 1, 2, 16, 60)	2
5	4E-06	LKWSHR, Wheel Cyl. Mounting	2	16	112068	BUSHING, Brake Shoe	2
6	1C-614	BOLT, Wheel Cyl. Mounting	2	17	112069	PIN, Brake Shoe Anchor	2
7	112060	SPIDER ASSY, Brake (Inc. 8, 9, 12, 13, 14)	1	18	710776	RING, Anchor Pin Retaining	2
				19	112070	STRUT, Anchor Pin	1
				20	23H-1008	RIVET, Lining to Shoe	28

\*NOTE: When 944300 Lining Kit is utilized drums must be turned down to 16.370" — 16.380". DO NOT EXCEED THIS DIMENSION.

**WHEN ORDERING PARTS, ALWAYS STATE MODEL AND SERIAL NO. OF MACHINE**



**BRAKE ASSEMBLY — REAR**

**2 Brakes Used on Axle — Quantity Indicated is for 1 Brake**

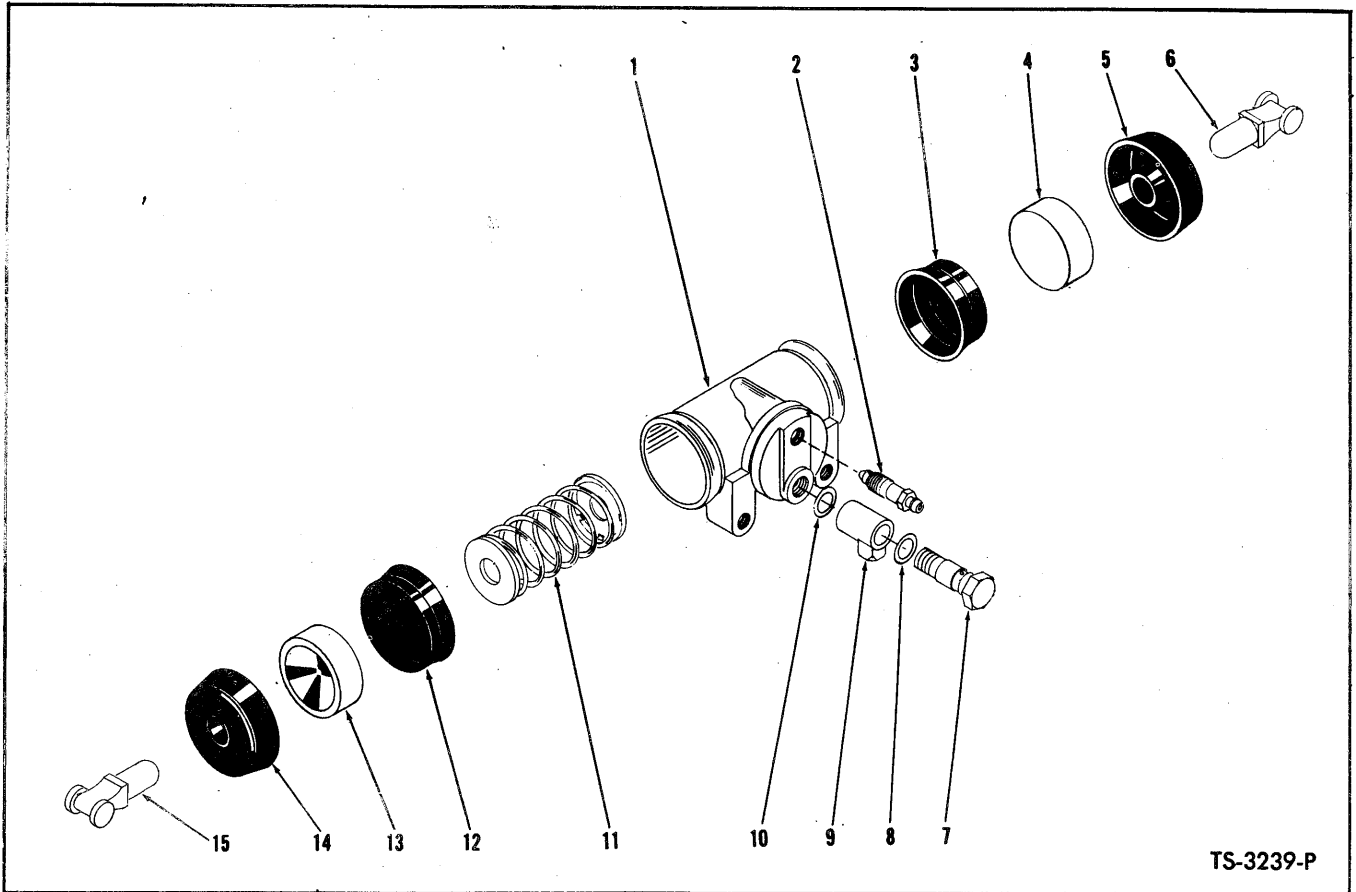
Item No.	Part No.	Description	No. Req'd.	Item No.	Part No.	Description	No. Req'd.
A	110933	BRAKE ASSY (Inc. 1 thru 23)	1	13	110922	SHOE ASSY, Brake (Inc. 18, 19A, 20)	2
1	—	§LINING, Brake Shoe — See C & D	2	14	101332	"C" WASHER, Anchor Pin	2
2	—	§SHOE, Brake — See 15	2	15	106970	STRUT, Anchor Pin	1
3	114177	PIN, Cam (Inc. 4)	2	16	106969	PIN, Anchor	2
3A	114169	BRAKE SHOE ADJUSTING, Pin Assy (Incl. 3, 4)	2	17	106216	SPRING, Brake Shoe Return	1
4	—	WHEEL CYLINDER — See Index	1	18	100872	BUSHING, Brake Shoe	2
5	4E-06	LKWSHR, Wheel Cyl. Mounting	2	19	—	LINING KIT, Brake (Inc. 20)	
5A	886886	†COVER, Adjusting Hole	4	19A	944217	Standard	1
6	1C-614	BOLT, Wheel Cyl. Mounting	2	19B	945100	*1/16" Oversize	1
7	112060	SPIDER ASSY, Brake (Inc. 8, 9, 12, 13, 14)	1	20	3H-1216	RIVET, Lining to Shoe	36
8	943859	KIT, Cam Spring (Inc. 7)	2	21	958553	LINK, Wheel Cylinder Connector	2
9	100864	CAM, Brake Shoe Adjusting	2	22	4E-12	LKWSHR, Anchor Pin	2
10	107014	CYLINDER, Wheel (Inc. 21)	1	23	2D-12	NUT, Anchor Pin	2
10A	940130	†REPAIR KIT, Wheel Cylinder	1				
11	102322	WASHER, Guide Pin	8				
12	100878	"C" WASHER, Guide Pin	4				

†Not Illustrated

\*NOTE: When 945100 Lining Kit is utilized drums must be turned down to 16.370"—16.380". DO NOT EXCEED THIS DIMENSION.

**WHEN ORDERING PARTS, ALWAYS STATE MODEL AND SERIAL NO. OF MACHINE**





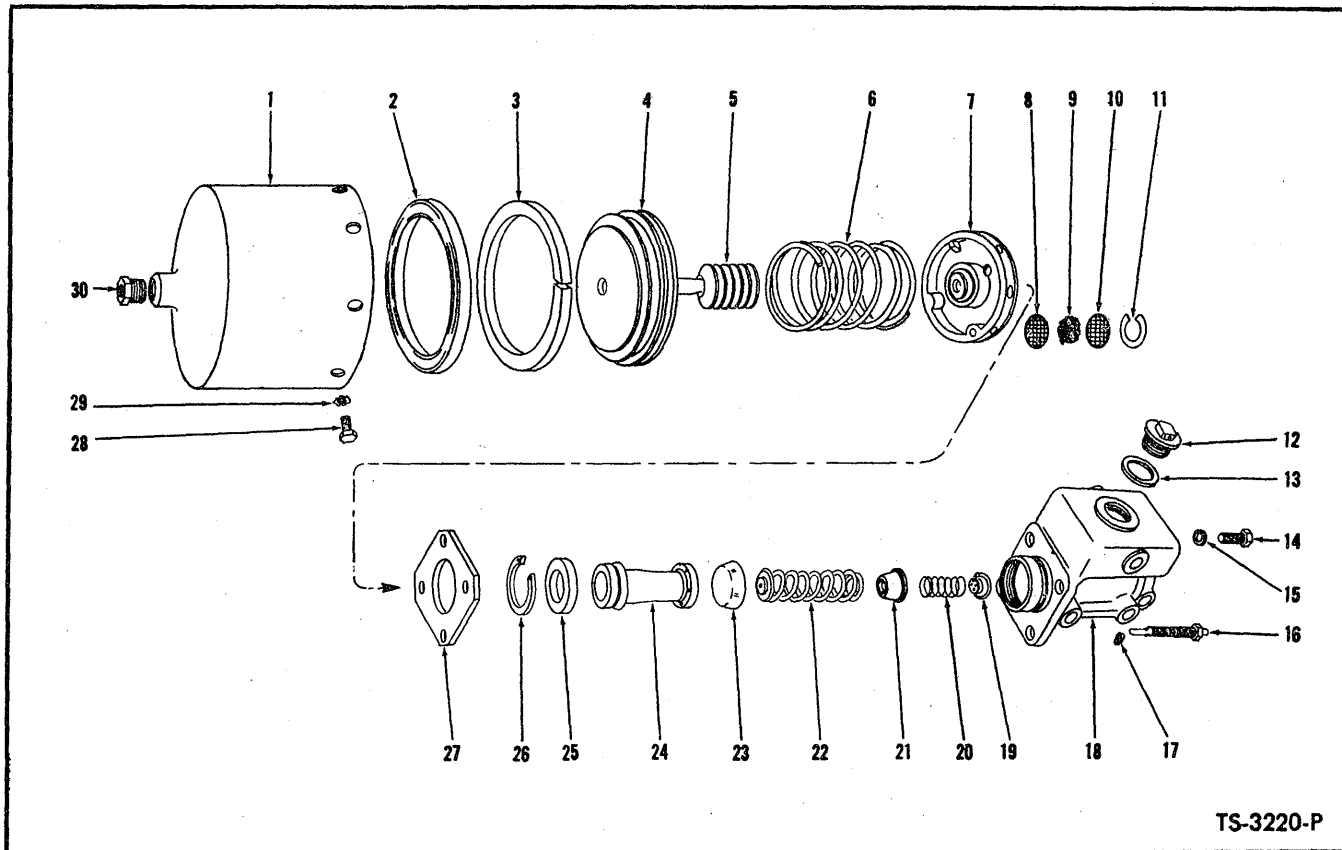
TS-3239-P

**BRAKE WHEEL CYLINDER**

Item No.	Part No.	Description	No. Req'd.	Item No.	Part No.	Description	No. Req'd.
A		CYLINDER ASSY (Inc. 1 thru 15)		7		BOLT, Fitting to Cylinder	
B	112072	For Front Brake	2	7A	944966	For Front Cylinder	1
C	107014	For Rear Brake	2	7B	692722	For Rear Cylinder	1
<p><b>NOTE: 2 wheel cylinders used per axle. Quantities listed below are for 1 wheel cylinder.</b></p>				8	620238	GASKET, Outer Cylinder	1
D		REPAIR KIT, Cylinder (Inc. 3, 5, 12, 14)		9		FITTING, Cylinder	
E	957995	For Front Cylinder	1	9A	944967	For Front Cylinder	1
F	940130	For Rear Cylinder	1	9B	620235	For Rear Cylinder	1
1		§CYLINDER, Wheel — See "A"	1	10	613750	GASKET, Inner Fitting	1
2		SCREW, Bleeder		11		SPRING, Cylinder	
2A	861356	For Front Cylinder	1	11A	956664	For Front Cylinder	1
2B	208805	For Rear Cylinder	1	11B	956622	For Rear Cylinder	1
3		§CUP, Piston — See "D"	1	12		§CUP, Piston — See "D"	1
4		§PISTON — See "A"	1	13		§PISTON — See "A"	1
5		§BOOT — See "D"	1	14		§BOOT — See "D"	1
6	958553	ROD, Push	1	15	958553	ROD, Push	1

§Not Sold Separately

**WHEN ORDERING PARTS, ALWAYS STATE MODEL AND SERIAL NO. OF MACHINE**



TS-3220-P

**POWER CLUSTER ASSEMBLY**

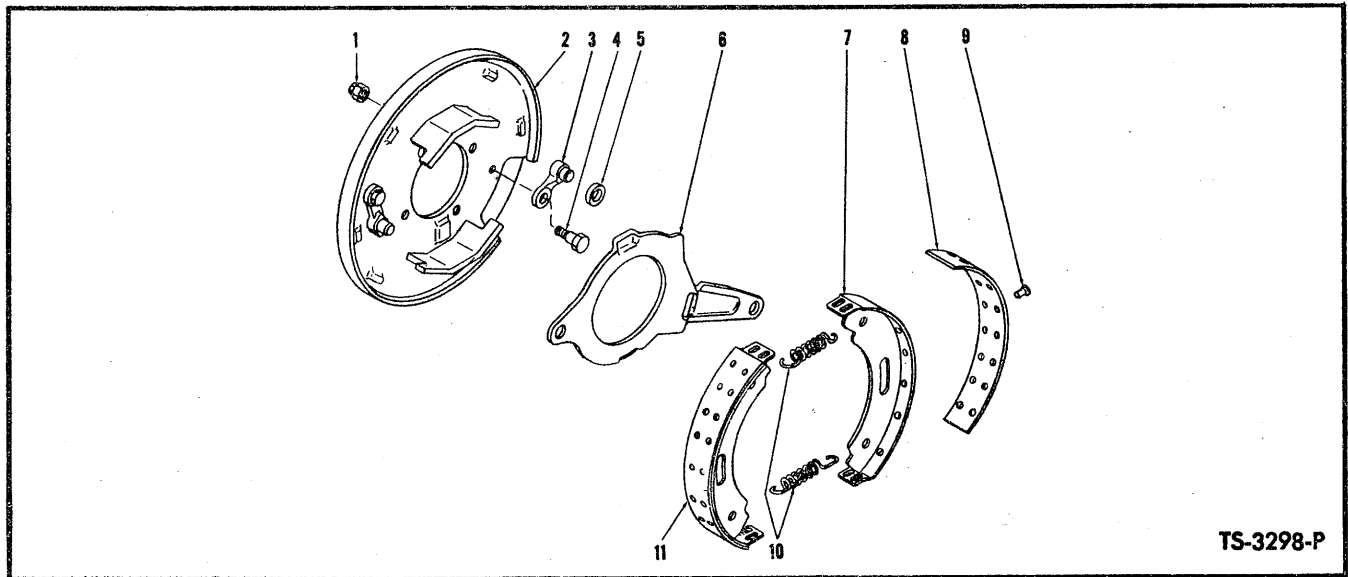
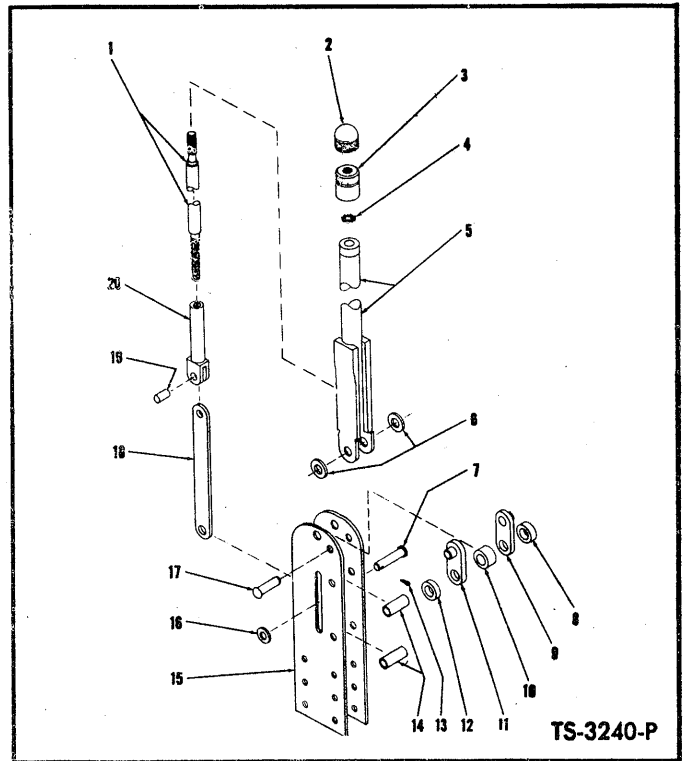
Item No.	Part No.	Description	No. Req'd.	Item No.	Part No.	Description	No. Req'd.
A	526879	POWER CLUSTER ASSY (Inc. 1 thru 30)	1	17	10F-02	PLUG, Master Cylinder	1
1	945034	SHELL, Air Cylinder	1	18	945039	CASTING, Master Cylinder	1
2	—	§CUP, Piston—See 31	1	19	—	§VALVE, Check—See 31	1
3	—	§WIPER, Piston—See 31	1	20	945026	SPRING, Check Valve	1
4	945035	PISTON, Air Cylinder	1	21	945042	RETAINER, Check Valve Spring	1
5	—	§BOOT, Piston Rod—See 31	1	22	955321	SPRING, Piston Return	1
6	945036	SPRING, Piston Return	1	23	—	§CUP, Primary—See 31	1
7	945037	HEAD ASSY, Air Cylinder (Inc. 8 thru 11)	1	24	—	§PISTON ASSY, Master Cyl.—See 31	—
8	945029	SCREEN, Filtering	1	25	955326	PLATE, Piston Stop	1
9	945044	HAIR, Filtering	1	26	955323	RING, Stop Plate Retaining	1
10	945029	SCREEN, Filtering	1	27	945040	PLATE, Master Cyl. Mounting	1
11	945043	RING, Filter Retaining	1	28	1C-510	BOLT, Shell to Head	8
12	858305	CAP, Master Cylinder Filler	1	29	4E-05	LKWSHR, Shell to Head	8
13	857933	GASKET, Filler Cap	1	30	356612	BUSHING, Shell Reducing	1
14	1C-624	BOLT, Master Cyl. to Air Cylinder	3	31	945041	REPAIR KIT (Inc. 2, 3, 5, 13, 19, 23, 24)	1
15	4E-06	LKWSHR, Master Cyl. to Air Cylinder	4	32	18C-716	†BOLT, Power Cluster Attaching	3
16	945038	INDICATOR, Stroke	1	33	4E-07	†LKWSHR, Power Cluster Attaching	3

§Not Sold Separately  
†Not Illustrated

**WHEN ORDERING PARTS, ALWAYS STATE MODEL AND SERIAL NO. OF MACHINE**

**PARKING BRAKE LEVER ASSEMBLY**

Item No.	Part No.	Description	No. Req'd.
A	544998	LEVER ASSY (Inc. 1 thru 20)	1
1	866349	SCREW, Adjusting	1
2	941227	CAP, Adjusting Knob	1
3	941226	BASE, Adjusting Knob	1
4	25K-30012	"O" RING	1
5	866348	BODY, Brake Lever	1
6	619024	WASHER, Body to Bracket	2
7	862738	PIN, Adjusting Screw Link Pivot	1
8	862656	SPACER, Pivot Bracket	1
9	862653	BRACKET, Pivot	1
10	862655	SPACER, Pivot Bracket	1
11	862653	BRACKET, Pivot	1
12	862656	SPACER, Pivot Bracket	1
13	1F-312	COTTER, Link Pivot Pin	1
14	645095	SPACER, Mounting Bracket	2
15	944969	BRACKET, Lever Mounting	2
16	619019	WASHER, Link Pivot Pin	1
17	944054	RIVET, Pivot Bracket	1
18	862652	LINK, Adjusting Screw	1
19	941238	PIN, Link to Tube	1
20	944968	TUBE, Adjusting Screw	1



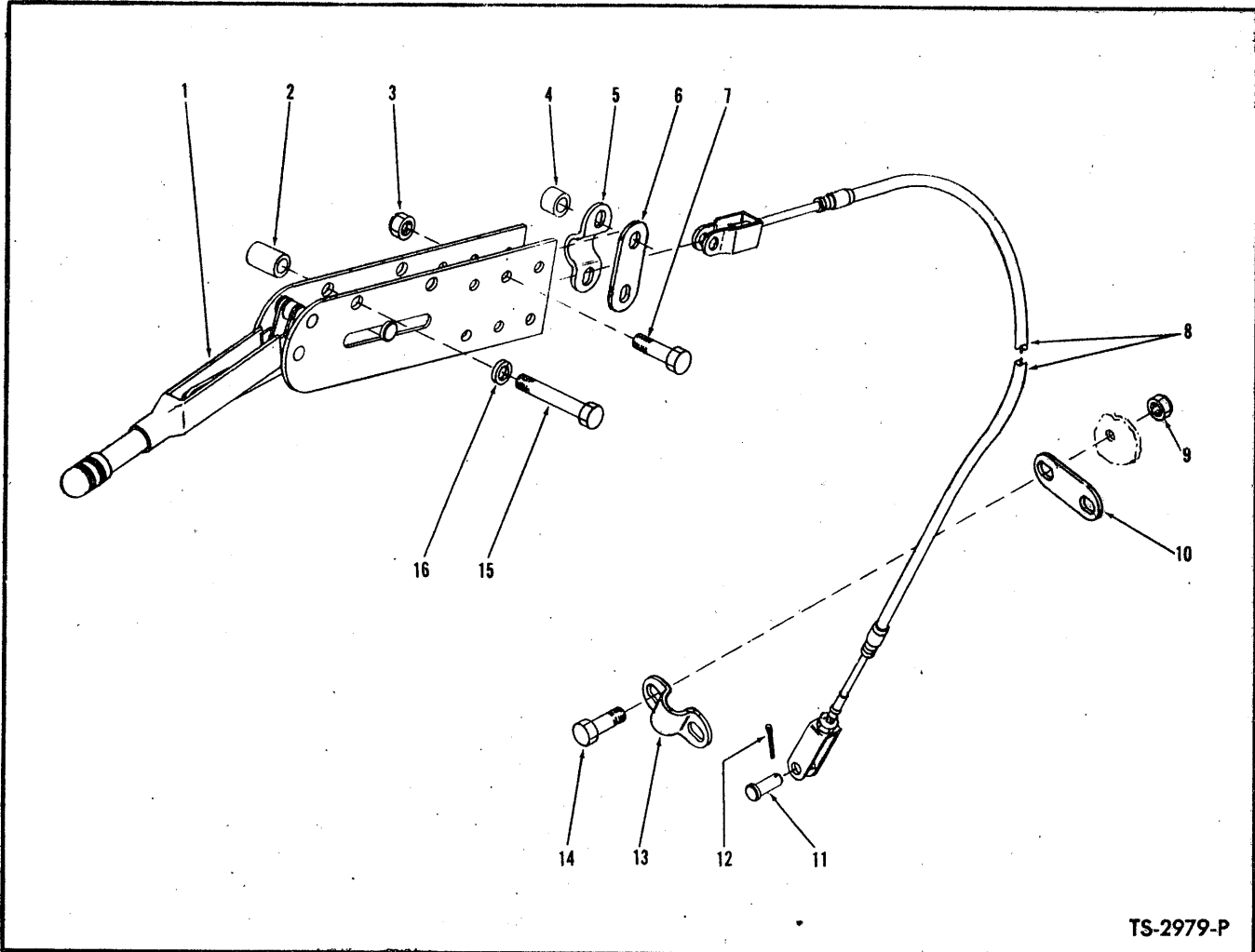
**PARKING BRAKE ASSEMBLY**

Item No.	Part No.	Description	No. Req'd.
A	112439	BRAKE ASSY (Inc. 1 thru 11)	1
1	_____	§NUT, Pawl to Plate — See 3	2
2	945084	PLATE, Brake Backing	1
3	945046	PAWL KIT, Brake (Inc. 1, 4, 5)	2
4	_____	§BOLT, Pawl to Plate — See 3	2
5	220968	ROLLER, Brake Actuating	1

Item No.	Part No.	Description	No. Req'd.
6	220965	LEVER, Operating Cam	1
7	_____	§SHOE, Brake — See 11	2
8	942405	LINING KIT, Brake (Inc. 9)	1
9	945051	RIVET, Lining to Shoe	28
10	220969	SPRING, Shoe Return	2
11	872712	SHOE ASSY, Brake (Inc. 7, 8, 9)	2

§Not Sold Separately

**WHEN ORDERING PARTS, ALWAYS STATE MODEL AND SERIAL NO. OF MACHINE**

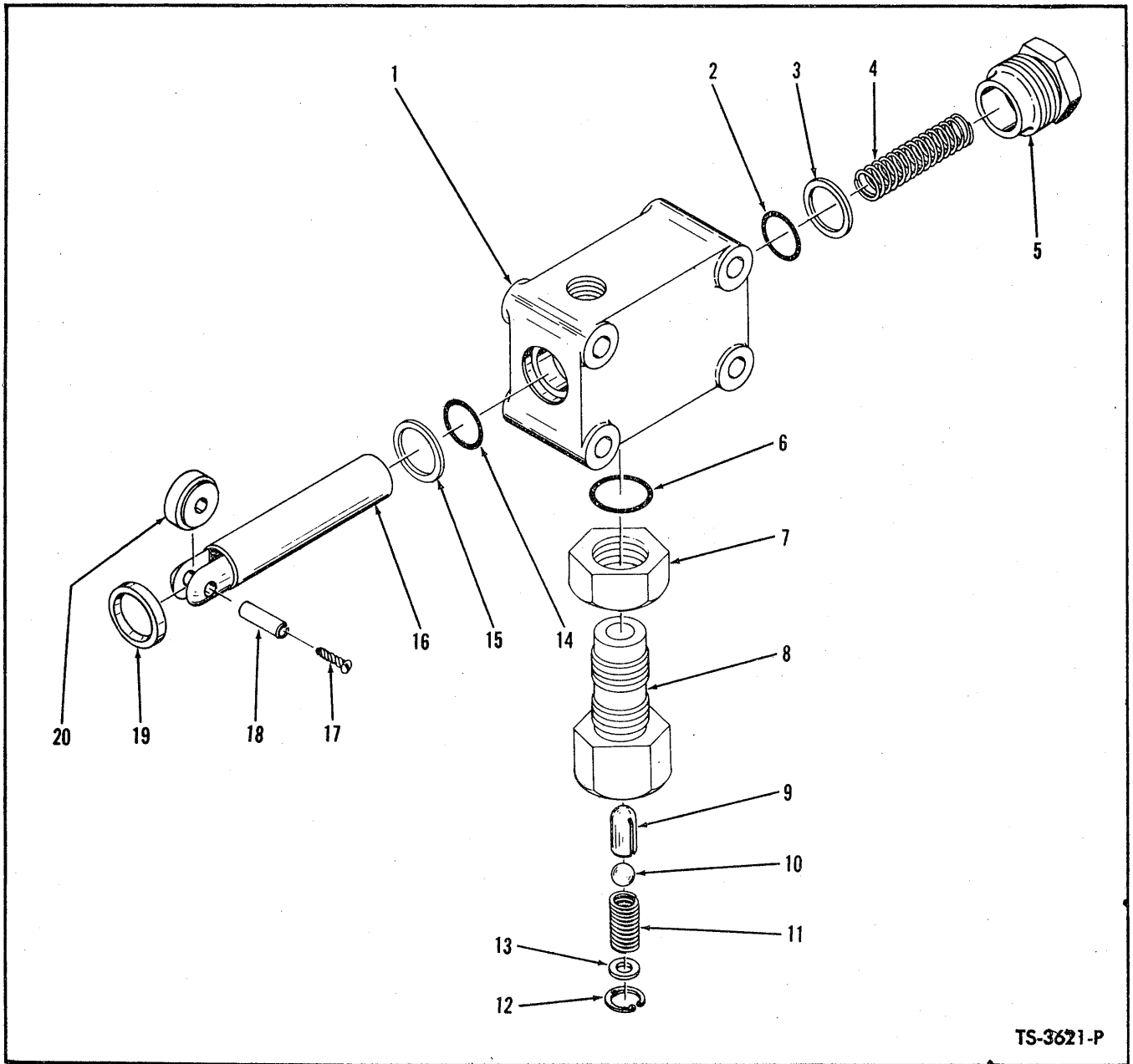


TS-2979-P

**PARKING BRAKE CONTROLS**

Item No.	Part No.	Description	No. Req'd.
1	-----	LEVER ASSY, Brake Hand — See Index	1
2	545005	SPACER	2
3	18D-05	NUT, Cable Clamp	2
4	545006	SPACER	2
5	544512	CLAMP, Cable	1
6	544513	LINK, Cable Clamp	1
7	18C-528	BOLT, Cable Clamp	2
8	544625	CABLE, Parking Brake	1
9	18D-05	NUT, Cable Clamp	2
10	544513	LINK, Cable Clamp	1
11	4F-06106	PIN, Cable Clevis	1
12	1F-312	COTTER, Clevis Pin	1
13	544512	CLAMP, Cable	1
14	18C-516	BOLT, Cable Clamp	2
15	18C-628	BOLT, Lever Mounting	2
16	4E-06	LKWSHR, Lever Mounting	2

**WHEN ORDERING PARTS, ALWAYS STATE MODEL AND SERIAL NO. OF MACHINE**



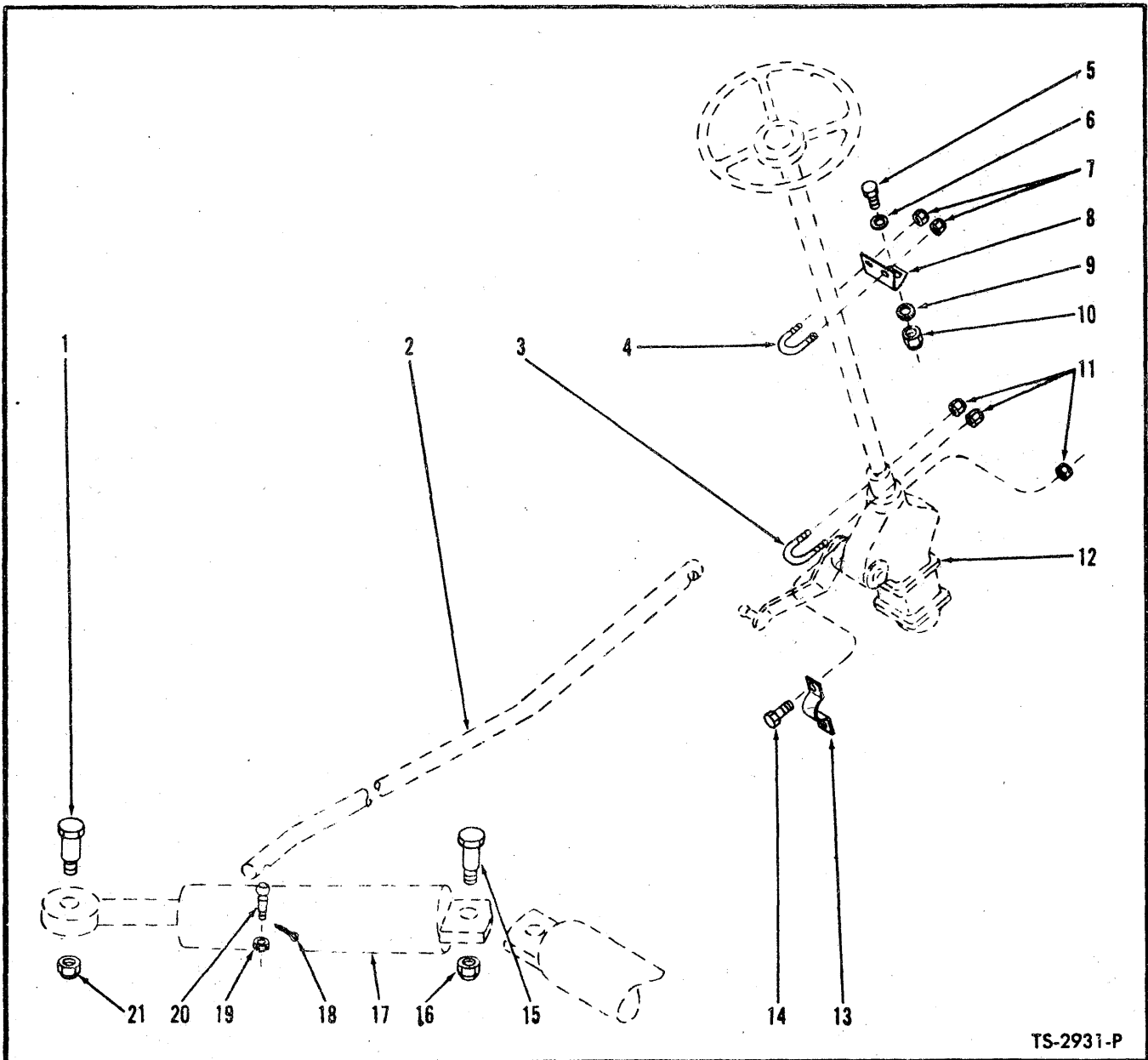
TS-3621-P

**VALVE ASSEMBLY - BRAKE DE-CLUTCH**

Item No.	Part No.	Description	No. Req'd.	Item No.	Part No.	Description	No. Req'd.
A	546830	VALVE ASSY (Inc. 1 thru 20)	1	12	209964	RING, Retaining	1
1	945243	HOUSING, Valve	1	13	712093	WASHER	1
2	25K-30020	"O" RING, Plunger	1	14	25K-30020	"O" RING, Plunger	1
3	945244	RING, "O" Ring Back-up	1	15	945244	RING, "O" Ring Back-up	1
4	945245	SPRING	1	16	945251	PLUNGER	1
5	945246	CAP	1	17	6C-403	SCREW, Drive	2
6	91F-6	"O" RING	1	18	1302554	ROLL PIN	1
7	8D-12	NUT	1	19	945250	SEAL, Plunger	1
8	945247	HOUSING, Check Valve	1	20	945009	BEARING	1
9	945248	PIN, Check	1	21	18C-436	†BOLT, Valve Attaching	4
10	10J-12	BALL	1	22	18D-04	†NUT, Valve Attaching	4
11	945249	SPRING	1				

†Not illustrated

**WHEN ORDERING PARTS, ALWAYS STATE MODEL AND SERIAL NO. OF MACHINE**

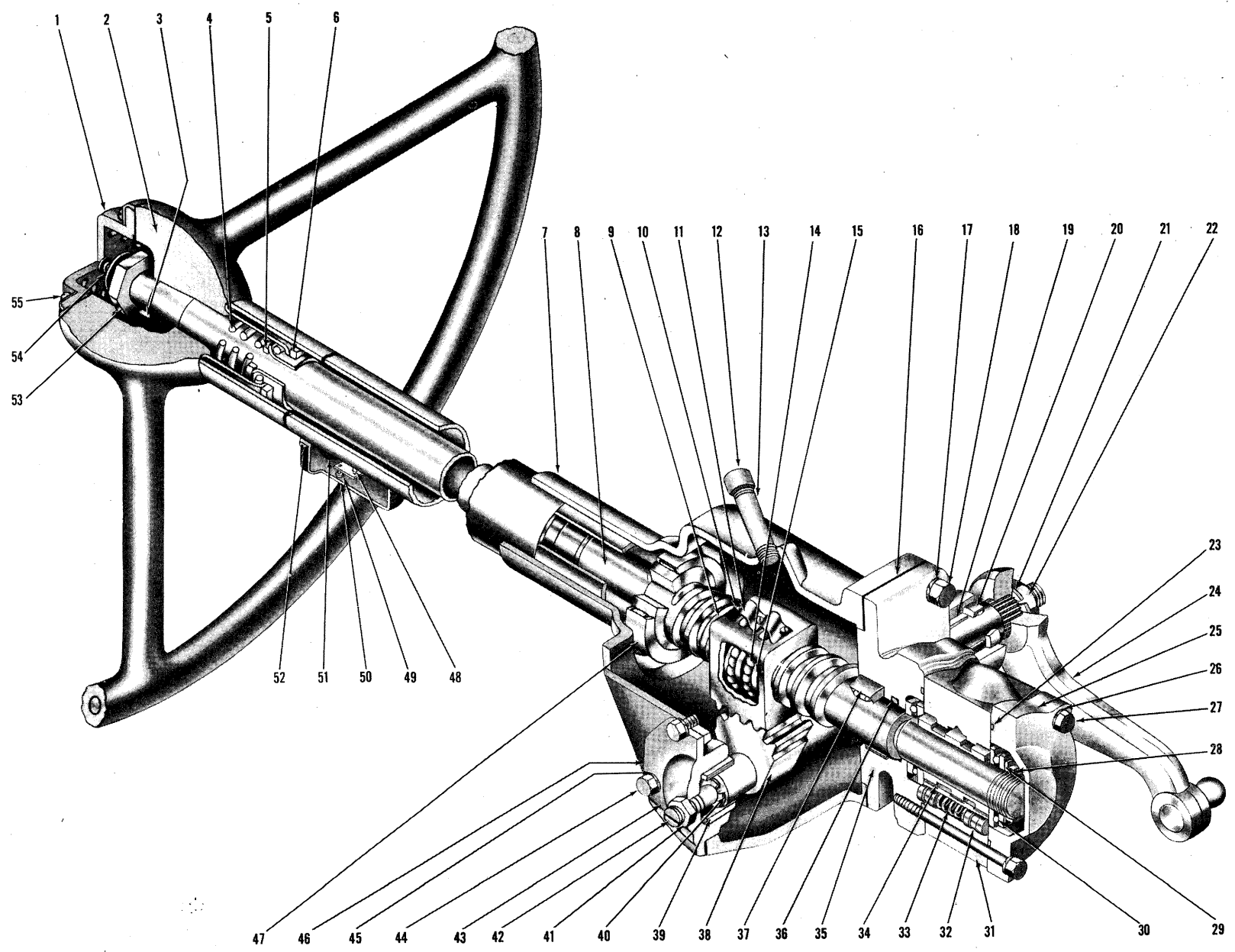


TS-2931-P

**STEERING LINKAGE GROUP**

Item No.	Part No.	Description	No. Req'd.	Item No.	Part No.	Description	No. Req'd.
1	24C-1244	BOLT, Steering Cylinder Anchor	2	12	—	STEERING GEAR—See Index	—
2	—	DRAG LINK—See Index	—	13	550044	CLAMP, Steering Gear	1
3	550594	U-BOLT, Steering Gear to Frame	1	14	18C-836	BOLT, Steering Gear Clamp	2
4	537998	U-BOLT, Steering Gear to Frame	1	15	24C-1244	BOLT, Steering Cylinder Anchor	2
5	18C-620	BOLT, Bracket to Frame	1	16	18D-12	NUT, Steering Cylinder Anchor Bolt	2
6	619024	WASHER, Bracket to Frame	1	17	—	STEERING CYLINDER—See Index	—
7	18D-04	NUT, U-Bolt	2	19	18D-10	NUT, Ball Stud	1
8	537997	BRACKET, Steering Gear to Frame	1	20	513122	BALL STUD, Drag Link to Axle	1
9	619023	WASHER, Bracket to Frame	1	21	18D-12	NUT, Steering Cylinder Anchor Bolt	2
10	18D-06	NUT, Bracket to Frame	1				
11	18D-08	NUT, U-Bolt & Steering Gear Clamp Bolt	4				

**WHEN ORDERING PARTS, ALWAYS STATE MODEL AND SERIAL NO. OF MACHINE**



STEERING GEAR ASSEMBLY

TS-2955-P



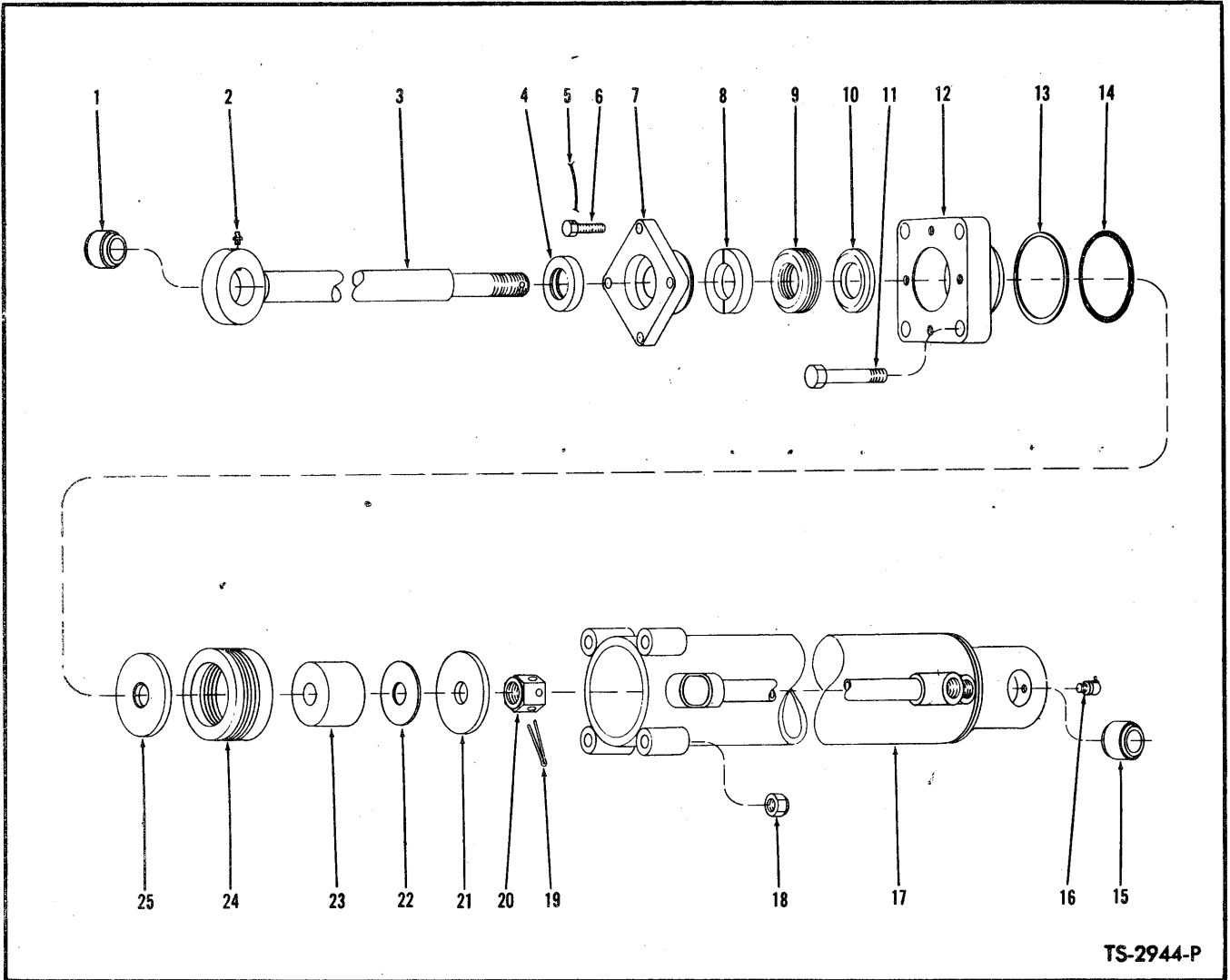
**STEERING GEAR ASSEMBLY**

Item No.	Part No.	Description	No. Req'd.	Item No.	Part No.	Description	No. Req'd.
A	532192	STEERING GEAR ASSY (Inc. 1, 3 thru 23, 25 thru 54)	1	29	943429	SPRING, Worm Bearing	1
1	639796	HORN BUTTON ASSY	1	30	860997	BEARING, Worm Thrust	2
2	518331	WHEEL, Steering	1	31	944052	VALVE ASSY, Hydraulic (Inc. 32 thru 34)	1
3	853384	KEY, Steering Wheel	1	32	861755	PLUNGER, Valve Centering	6
4	853395	SPRING, Steering Shaft Upper	1	33	944053	SPRING, Valve Centering	3
5	861768	WASHER, Steering Shaft Upper	1	34	—	§SPOOL, Valve (See 31)	1
6	857729	BEARING ASSY, Upper	1	35	861738	ADAPTER ASSY (Inc. 36, 37)	1
7	945205	HOUSING ASSY (Inc. 19, 47)	1	36	25K-40108	"O" RING, Adapter	1
8	945206	SHAFT ASSY (Inc. 9, 10, 11, 14, 15, 51 & 54)	1	37	861741	BEARING, Adapter	1
9	853408	NUT, Ball	1	38	940111	GEAR, Pitman Shaft	1
10	851762	BOLT & WASHER, Clamp	3	39	—	§BUSHING, Housing Side Cover (See Item 43)	1
11	853464	CLAMP, Ball Return	1	40	853187	SHIM, Lash Adjuster	1
12	22F-4	CAP, Filler	1	41	8D-07	NUT, Lash Adjuster	1
13	5K-432	NIPPLE, Filler	1	42	851770	ADJUSTER, Lash	1
14	10J-09	BALL	106	43	853182	COVER ASSY, Housing Side (Inc. 39)	1
15	853412	GUIDE, Ball Return	1	44	1C-612	BOLT, Side Cover	3
16	853380	GASKET, Adapter	1	45	2E-06	LKWSHR, Side Cover	3
17	3E-07	LKWSHR, Adapter	4	46	851756	GASKET, Side Cover	1
18	1C-720	BOLT, Adapter	4	47	730143	BEARING, Housing	1
19	853357	BUSHING, Pitman Shaft	1	48	622026	CONNECTOR ASSY, Horn Cable	1
20	853391	SEAL, Pitman Shaft Grease	1	48A	513716	GASKET, Horn Connector	1
21	3E-18	LKWSHR, Pitman Shaft	1	49	622027	SCREW, Horn Connector	2
22	850756	NUT, Pitman Arm	1	50	622028	COVER, Horn Cable Connector	1
23	25K-40224	"O" RING, Valve	2	51	945050	CONTACT ASSY, Horn Cable	1
24	940125	ARM, Pitman	1	52	3G-1003	SCREW, Connector Cover	2
25	943667	COVER, Valve End	1	52A	17E-10	LKWSHR, Connector Cover	2
26	2E-06	LKWSHR, End Cover	3	53	648304	NUT, Steering Wheel	1
27	1C-656	BOLT, End Cover	3	54	853368	TERMINAL ASSY, Horn	1
28	873250	NUT, Worm Bearing	1	55	695930	SCREW, Horn Button	4

§Not Sold Separately

**WHEN ORDERING PARTS, ALWAYS STATE MODEL AND SERIAL NO. OF MACHINE**





TS-2944-P


**STEERING CYLINDER ASSEMBLY**

2 Cylinders Used on Machine — Quantity Indicated is for 1 Cylinder

Item No.	Part No.	Description	No. Req'd.	Item No.	Part No.	Description	No. Req'd.
A	533489	CYLINDER ASSY (Inc. 1 thru 25)	1	13	532948	RING, Backup	1
1	763451	BUSHING, Piston Rod	1	14	25K-40208	"O" RING	1
2	10H-35	FITTING, Piston Rod Grease	1	15	763451	BUSHING, Cylinder	1
3	545155	ROD, Piston	1	16	12H-25	FITTING, Cylinder Grease	1
4	526415	SEAL	1	17	533490	CYLINDER	1
5	28H-16130	LOCKWIRE	2	18	68D-06	NUT, Cap to Cylinder	4
6	4C-414	BOLT, Gland to Cap	4	19	1F-424	COTTER, Piston Rod Nut	1
7	526414	GLAND, Packing	1	20	523325	NUT, Piston Rod	1
8	526420	ADAPTER, Female	2	21	526423	PLATE, Backing	1
9	538065	PACKING SET	1	22	526424	‡SHIM	—
10	526419	ADAPTER, Male	2	23	526422	SLEEVE	1
11	18C-648	BOLT, Cap to Cylinder	4	24	538697	PACKING SET	1
12	532947	CAP, Cylinder	1	25	526423	PLATE, Backing	1

‡As Required

**WHEN ORDERING PARTS, ALWAYS STATE MODEL AND SERIAL NO. OF MACHINE**



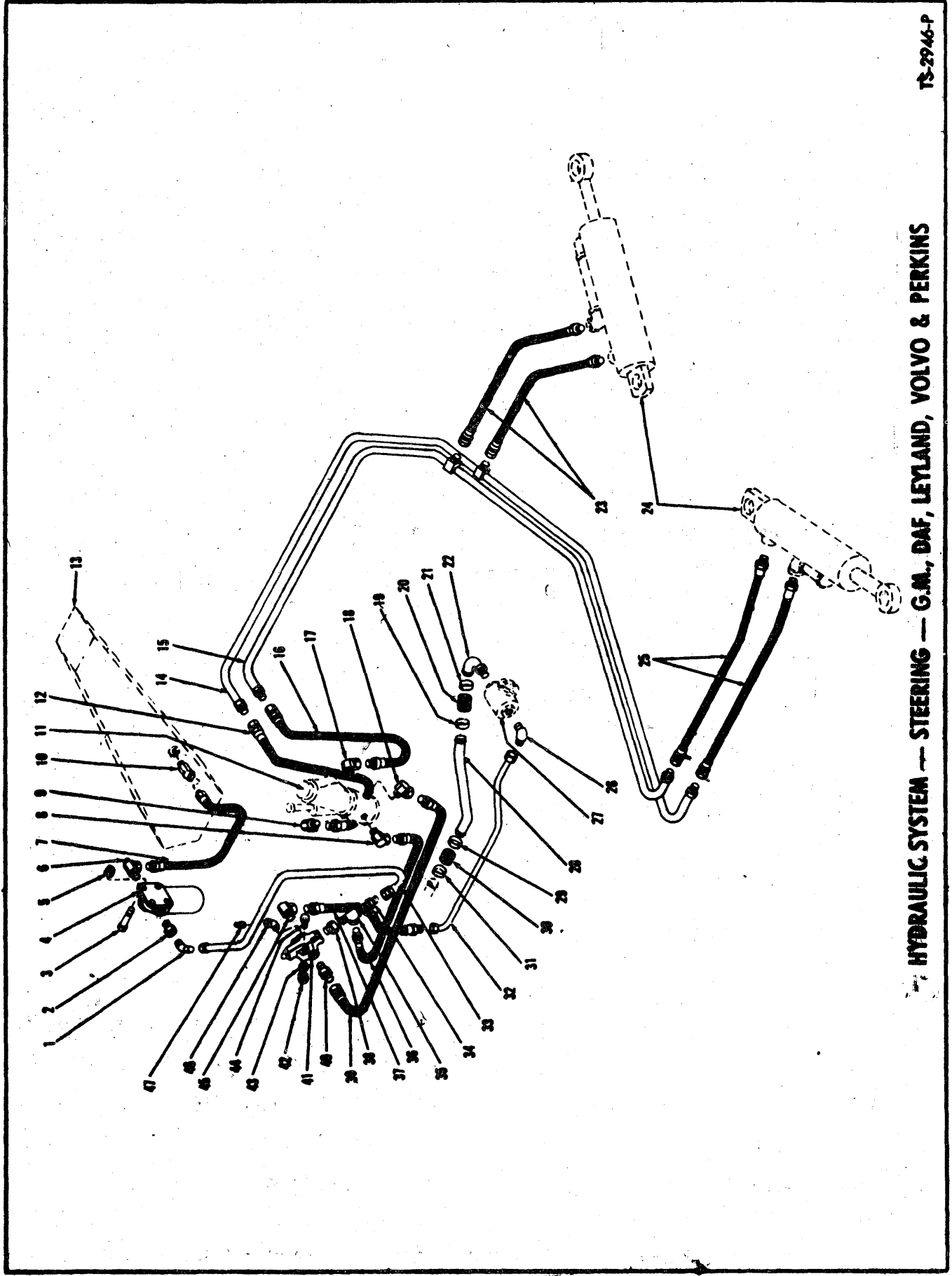
TS-1259-P

**STEERING DRAG LINK**

Item No.	Part No.	Description	No. Req'd.
A	533228	DRAG LINK ASSY (Inc. 2, 3, 5 thru 10, 12 thru 15)	1
1	1F-432	COTTER, Adjusting Nut	1
2	876575	NUT, Adjusting	1
3	865965	SEAT, Ball Stud	1
4	10H-25	FITTING, Drag Link Grease	1
5	865965	SEAT, Ball Stud	1
6	865961	SPRING	1
7	662691	SEAT, Spring	1
8	865963	SEAT	1
9	865963	SEAT	1
10	865965	SEAT, Ball Stud	1
11	10H-25	FITTING, Drag Link Grease	1
12	865965	SEAT, Ball Stud	1
13	865961	SPRING	1
14	662691	SEAT, Spring	1
15	876575	NUT, Adjusting	1
16	1F-432	COTTER, Adjusting Nut	1

**WHEN ORDERING PARTS, ALWAYS STATE MODEL AND SERIAL NO. OF MACHINE**

TS-2946-P



HYDRAULIC SYSTEM -- STEERING -- G.M., DAF, LEYLAND, VOLVO & PERKINS

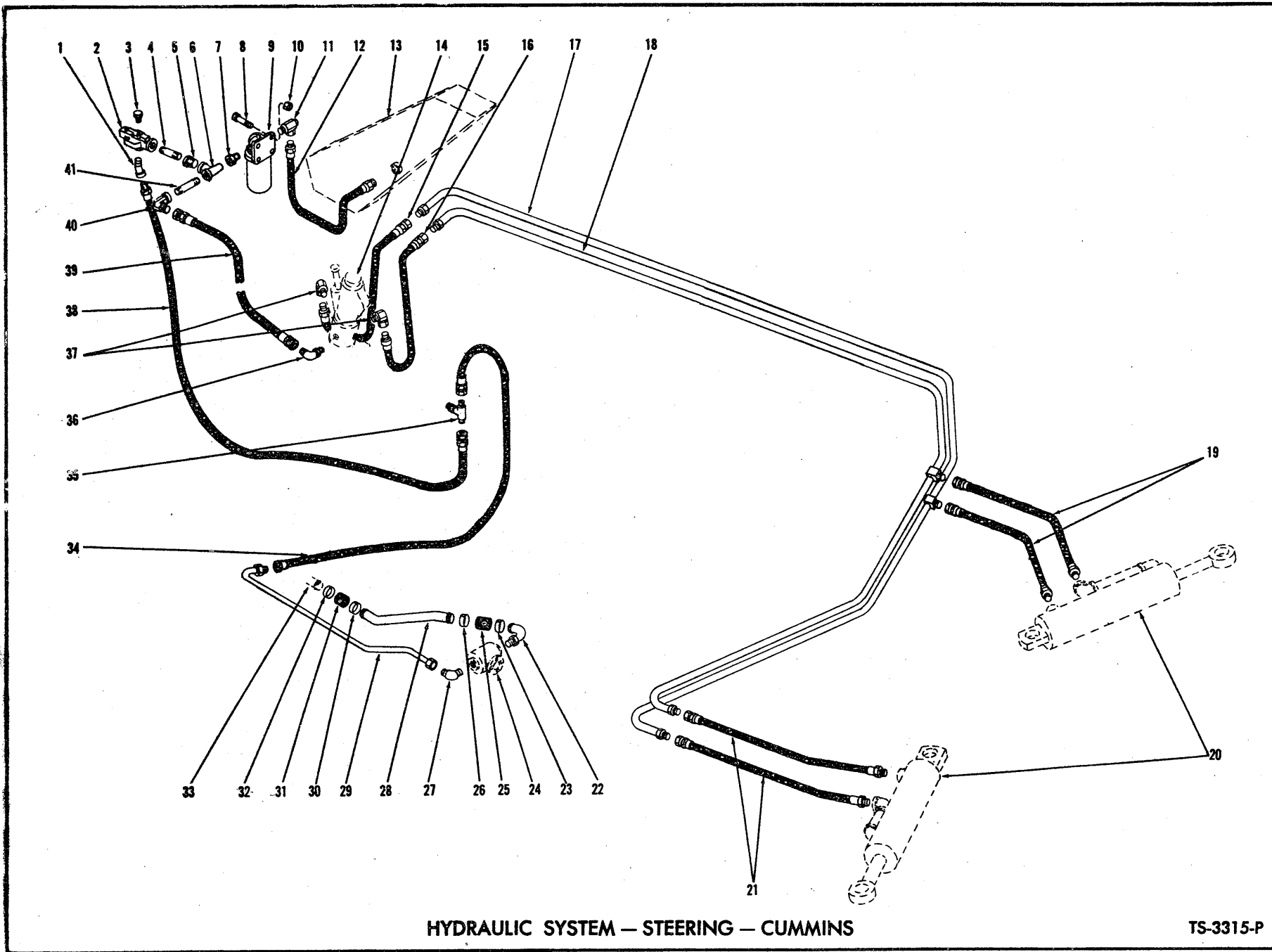


## STEERING HYDRAULIC SYSTEM — G.M., DAF, LEYLAND, VOLVO & PERKINS

Item No.	Part No.	Description	No. Req'd.	Item No.	Part No.	Description	No. Req'd.
1	84F-7	ELBOW, Line to Filter (GM & Leyland)	1	27	-----	STEERING PUMP—See Index	—
1A	BN124970	†ADAPTER (Daf, Volvo & Perkins)	1	28	-----	TUBE, Suction	—
2	620562	BUSHING, Filter Reducing	1	28A	540572	For G.M. Powered Machines	1
3	18C-628	BOLT, Filter Attaching	4	28B	540649	For Daf, Volvo & Perkins Pow. Machines	1
4	215508	FILTER, Steering System Oil (Inc. 4A)	1	28C	BN125165	For Leyland Powered Machines	1
4A	215502	†CARTRIDGE KIT, Oil Filter	1	29	540127	CLAMP, Hose	1
5	18D-06	NUT, Filter Attaching	4	30	536749	HOSE, Suction	1
6	6K-12	CHECK VALVE	1	31	540127	CLAMP, Hose	1
7	536323	HOSE, Filter to Reservoir	1	32	-----	LINE, Hose to Pump	—
8	519275	ADAPTER UNION (For DAF, Leyland, Volvo & Perkins)	1	*32A	540669	For GM & Leyland Powered Machines	1
8A	519275	ADAPTER ASSY (Incl. 8B) (Only for GM)	1	32B	BN126989	For Daf Powered Machines	1
8B	91F-7	†O- RING, ADAPTER (Only for GM)	1	32C	BN125921	For Volvo Powered Machines	1
9	517089	ADAPTER UNION	1	32D	547419	For Perkins Powered Machines	1
10	31F-5	ADAPTER UNION	1	33	-----	LINE, Relief Valve to Filter	—
11	-----	STEERING GEAR—See Index	—	33A	536459	For GM Powered Machines	1
12	540884	HOSE, Steering Gear to Pipe	1	33B	BN124969	For Daf, Volvo & Perkins Pow. Machines	1
13	-----	RESERVOIR, Hydraulic Oil—See Index	—	33C	675014	For Leyland Powered Machines	1
14	533915	PIPE, Steering	1	34	89F-7	CONNECTOR, Line to Tee (Only for G.M.)	1
15	533916	PIPE, Steering	1	35	17F-4	TEE, Relief Valve	1
16	540884	HOSE, Steering Gear to Pipe	1	36	524530	HOSE, Tee to Steering Gear	1
17	517089	ADAPTER UNION	1	37	588696	HOSE, Line to Relief Valve	1
18	519275	ADAPTER UNION (For DAF, Leyland, Volvo & Perkins)	1	38	356617	BUSHING, Relief Valve Reducing	1
18A	519275	ADAPTER ASSY (Incl. 18B) (Only for GM)	1	39	546042	HOSE, Relief Valve to Steering Gear	1
18B	91F-7	†O- RING, Adapter (Only for GM)	1	40	763322	ADAPTER UNION	1
19	540127	CLAMP, Hose	1	41	-----	RELIEF VALVE, Steering Pressure— See Index	—
20	540127	CLAMP, Hose	1	42	18D-05	NUT, Relief Valve Mounting	2
21	540127	CLAMP, Hose	1	43	619019	WASHER, Relief Valve Mounting	2
22	535325	STEM, Suction	1	44	18C-540	BOLT, Relief Valve Mounting	2
23	533927	HOSE, Pipe to Cylinder	2	45	519275	ADAPTER UNION	1
24	-----	STEERING CYLINDER—See Index	—	46	25F-1	ELBOW	1
25	533927	HOSE, Pipe to Cylinder	2	47	13F-02	PLUG	1
26	83F-8	ELBOW, Line to Pump	1				

†Not Illustrated

**WHEN ORDERING PARTS, ALWAYS STATE MODEL AND SERIAL NO. OF MACHINE**



HYDRAULIC SYSTEM — STEERING — CUMMINS

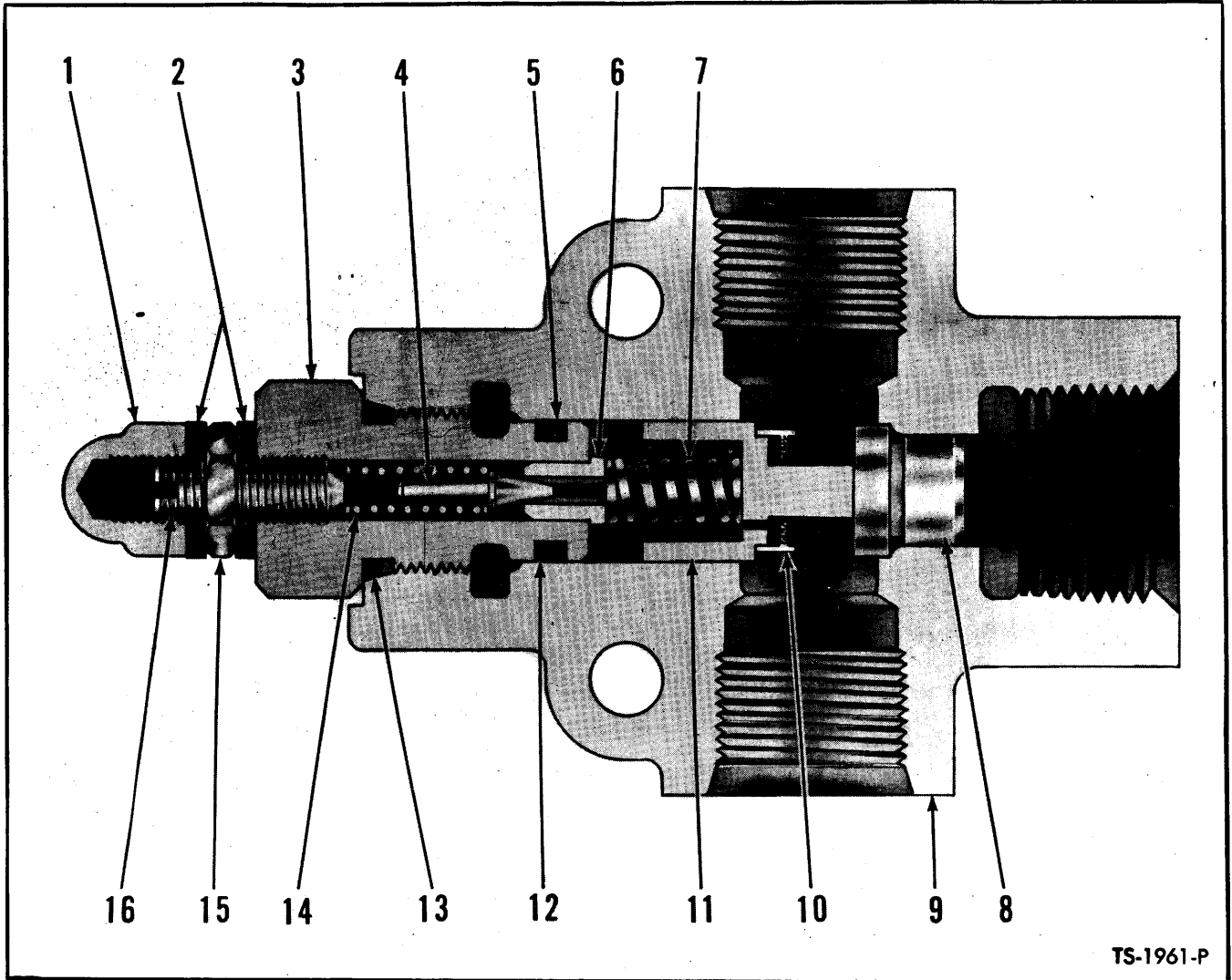
TS-3315-P

**STEERING HYDRAULIC SYSTEM — CUMMINS**

Item No.	Part No.	Description	No. Req'd
1	18K-7	ELBOW, Relief Valve .....	1
2	-----	VALVE, Relief — See Index .....	1
3	24K-7	PLUG, Relief Valve .....	1
4	5K-414	NIPPLE, Relief Valve .....	1
5	620562	BUSHING, Reducing — Nipple to Tee .....	1
6	17F-4	TEE .....	1
7	620562	BUSHING, Reducing — Tee to Filter .....	1
8	18C-628	BOLT, Filter Mounting .....	4
9	215508	FILTER, Steering System Oil (Inc. 9A) .....	1
9A	215502	† CARTRIDGE KIT, Filter .....	1
10	18D-06	NUT, Filter Mounting .....	4
11	6K-12	VALVE, Check .....	1
12	536332	HOSE, Check Valve to Reservoir .....	1
12A	31F-5	ADAPTER UNION, Hose to Reservoir .....	1
13	-----	RESERVOIR, Hydraulic Oil — See Index .....	—
14	-----	STEERING GEAR — See Index .....	—
15	540884	HOSE, Steering Gear to Line .....	1
16	540884	HOSE, Steering Gear to Line .....	1
17	533915	LINE, Steering Gear to Cylinders .....	1
18	533916	LINE, Steering Gear to Cylinders .....	1
19	533927	HOSE, Line to Steering Cylinder .....	2
20	-----	STEERING CYLINDER — See Index .....	—
21	533927	HOSE, Line to Steering Cylinder .....	2
22	535325	STEM, Steering Pump .....	1
23	540127	CLAMP, Hose .....	1
24	-----	STEERING PUMP — See Index .....	—
25	536749	HOSE, Tube to Stem .....	1
26	540127	CLAMP, Hose .....	1
27	83F-8	ELBOW, Line to Pump† .....	1
28	540649	TUBE, Suction Tube to Pump .....	1
29	547419	LINE, Pump to Hose .....	1
30	540127	CLAMP, Hose .....	1
31	536749	HOSE, Tube to Suction Tube .....	1
32	540127	CLAMP, Hose .....	1
33	-----	TUBE, Suction — See Bucket and Boom Hydraulic System .....	—
34	547420	HOSE, Line to Steering Gear Tee .....	1
35	19K-7	TEE, Steering Gear .....	1
36	17K-7	ELBOW, Steering Gear .....	1
37	517089	ADAPTER UNION .....	2
38	547421	HOSE, Relief Valve to Tee .....	1
39	547420	HOSE, Steering Gear to Tee .....	1
40	85F-7	ELBOW, Hose to Nipple .....	1
41	5K-416	NIPPLE, Elbow to Tee .....	1

†Not Illustrated

**WHEN ORDERING PARTS, ALWAYS STATE MODEL AND SERIAL NO. OF MACHINE**

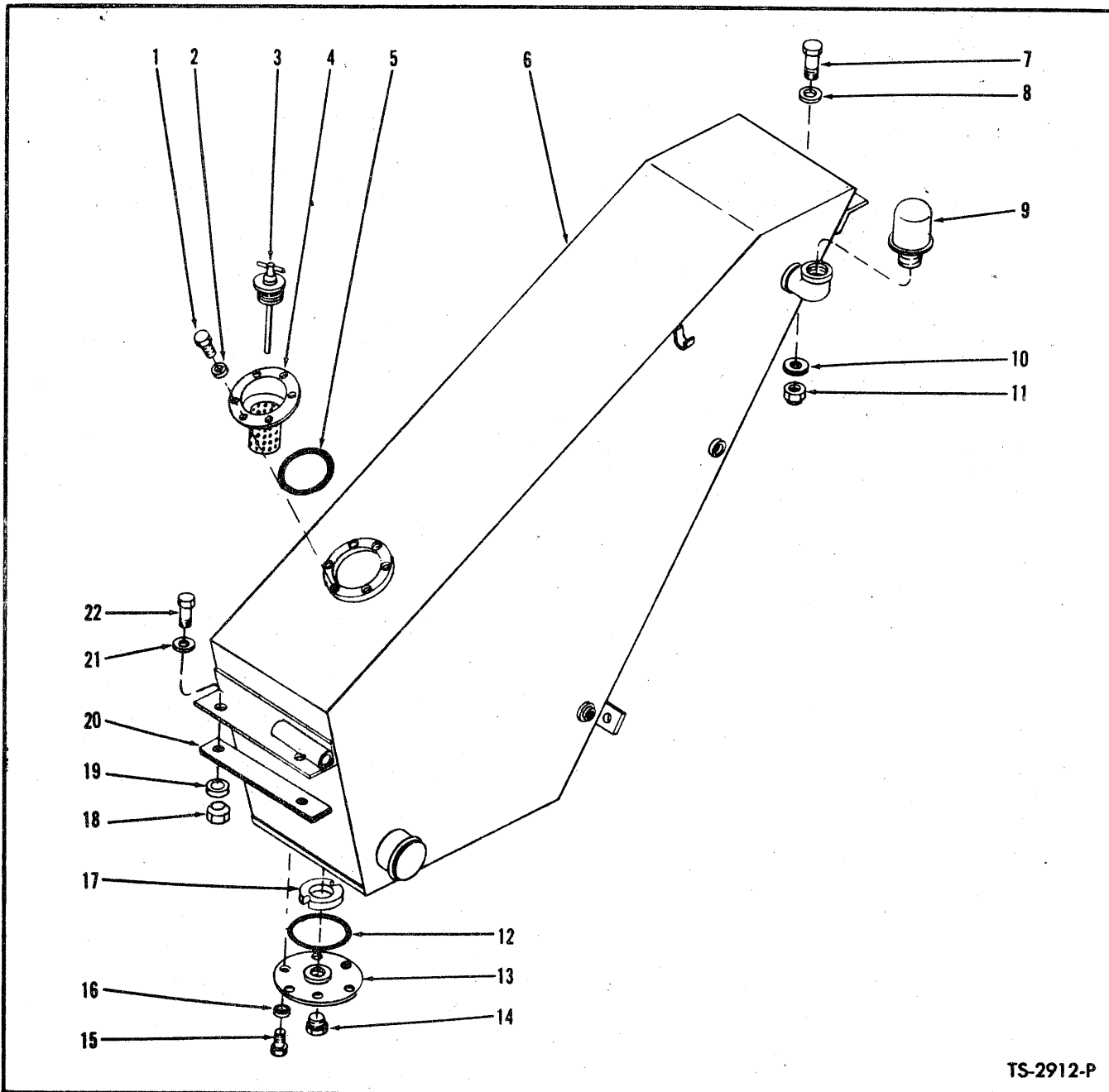


**PRESSURE RELIEF VALVE — STEERING SYSTEM**

Item No.	Part No.	Description	No. Req'd.
A	536539	VALVE ASSY (Inc. 1 thru 17)	1
1	47D-05	NUT, Acorn	1
2	663792	WASHER, Stat-O-Seal	2
3	944467	CAP, Valve	1
4	883734	PLUNGER, Pilot	1
5	25K-20018	"O" RING	1
6	944469	SEAT, Pilot	1
7	944646	SPRING	1
8	944645	SEAT, Poppet	1
9		§BODY, Valve (See A)	—
10	944644	§§SCREEN, Poppet (Part of 944643 Poppet Assy)	1
11	944643	POPPET ASSY (Inc. 10)	1
12	944468	RING, Back-Up	1
13	91F-6	"O" RING	1
14	944471	SPRING, Pilot	1
15	8D-05	NUT, Jam	1
16	33G-514	SCREW, Adjusting Set	1
17	799584	†PLUG	2

§Not Sold Separately  
†Not Illustrated

**WHEN ORDERING PARTS, ALWAYS STATE MODEL AND SERIAL NO. OF MACHINE**



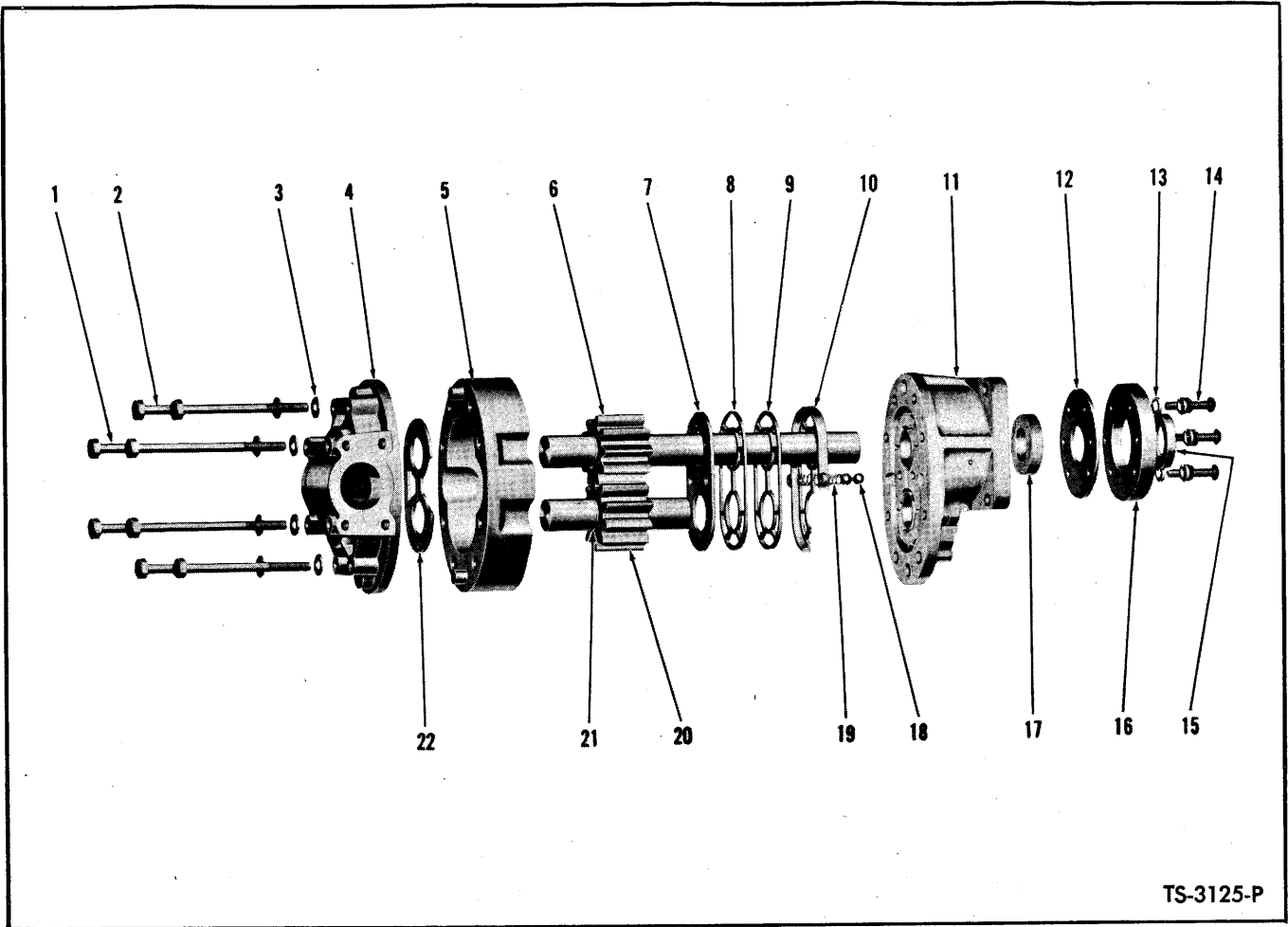
TS-2912-P

**HYDRAULIC OIL RESERVOIR**

Item No.	Part No.	Description	No. Req'd.	Item No.	Part No.	Description	No. Req'd.
1	18C-612	BOLT, Filler Cap to Reservoir	6	13	587613	COVER, Reservoir Inspection	1
2	4E-06	LKWSHR, Filler Cap to Reservoir	6	14	40K-16	PLUG, Inspection Cover	1
3	538286	PLUG, Filler	1	15	18C-612	BOLT, Inspection Cover	6
4	539987	CAP, Filler	1	16	4E-06	LKWSHR, Inspection Cover	6
5	25K-40428	"O" RING, Filler Cap	1	17	525293	MAGNET, Reservoir	1
6	535898	RESERVOIR, Hydraulic Oil	1	18	70D-08	NUT, Reservoir Mounting - Bottom	2
7	18C-828	BOLT, Reservoir Mounting - Top	1	19	71D-08	BASE, Reservoir Mounting Nut	2
8	619027	WASHER, Reservoir Mounting - Top	1	20	518233	PAD, Reservoir Mounting - Bottom	2
9	538240	CAP, Reservoir Breather	1	21	619027	WASHER, Reservoir Mounting - Bottom	2
10	518233	PAD, Reservoir Mounting - Top	1	22	18C-836	BOLT, Reservoir Mounting - Bottom	2
11	18D-08	NUT, Reservoir Mounting - Top	1				
12	25K-40428	"O" RING, Inspection Cover	1				

**WHEN ORDERING PARTS, ALWAYS STATE MODEL AND SERIAL NO. OF MACHINE**





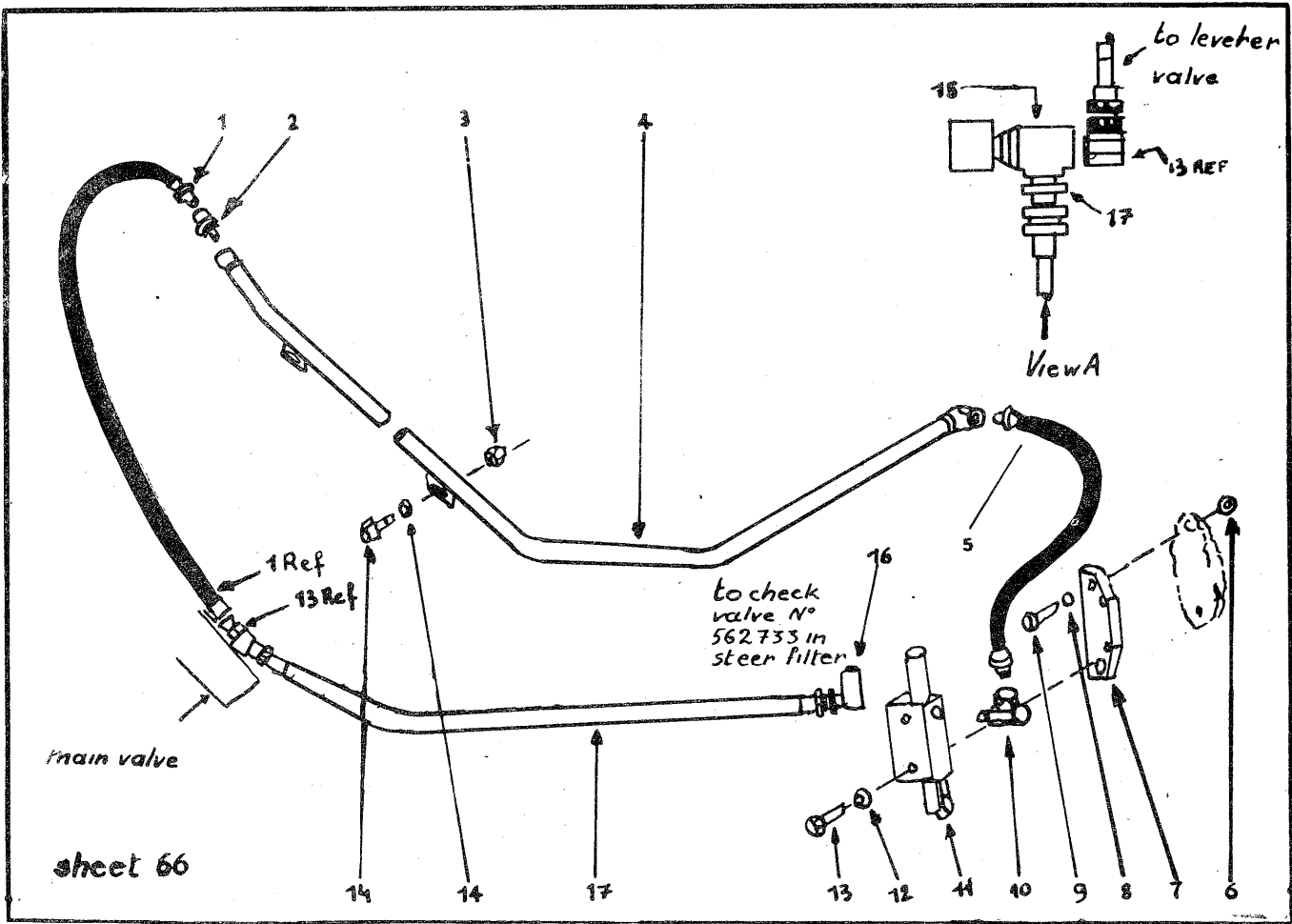
TS-3125-P

**HYDRAULIC PUMP – BUCKET AND BOOM**

Item No.	Part No.	Description	No. Req'd.	Item No.	Part No.	Description	No. Req'd.
A	543914	PUMP ASSY (Inc. 1 thru 22)	1	11	944951	FRONT PLATE	1
B	944948	REPAIR KIT, Major Seal (Inc. 3, 7, 8, 9, 10, 12 thru 19, 22)	1	12	---	§GASKET, Seal Retainer	1
C	944949	REPAIR KIT, Shaft Seal (Inc. 12 thru 17)	1	13	---	§LKWSHR, Seal Retainer	6
1	1C-888	BOLT, Back Plate & Body to Front Plate	4	14	---	§SCREW, Seal Retainer	6
2	1C-872	BOLT, Back Plate & Body to Front Plate	4	15	---	§SEAL, Outer Oil	1
3	---	§WASHER	8	16	---	§RETAINER, Oil Seal	1
4	944946	BACK PLATE	1	17	---	§SEAL, Inner Oil	1
5	944947	BODY	1	18	---	§BALL	2
6	944945	GEAR, Drive (Inc. 21)	1	19	---	§SPRING	2
7	---	§DIAPHRAGM	1	20	944944	GEAR, Driven (Inc. 21)	1
8	---	§GASKET, Back-up	1	21	---	§RING, Gear Retaining	4
9	---	§GASKET, Protector	1	22	---	§THRUST PLATE	1
10	---	§SEAL, Diaphragm	1	23	552161	†GASKET, Pump to Converter	1
				24	214963	†SLEEVE, Pump Drive	1
				25	223890	†RING, Drive Sleeve Retaining	1
				26	18D-08	†NUT, Pump to Converter	4

§Not Sold Separately  
†Not Illustrated

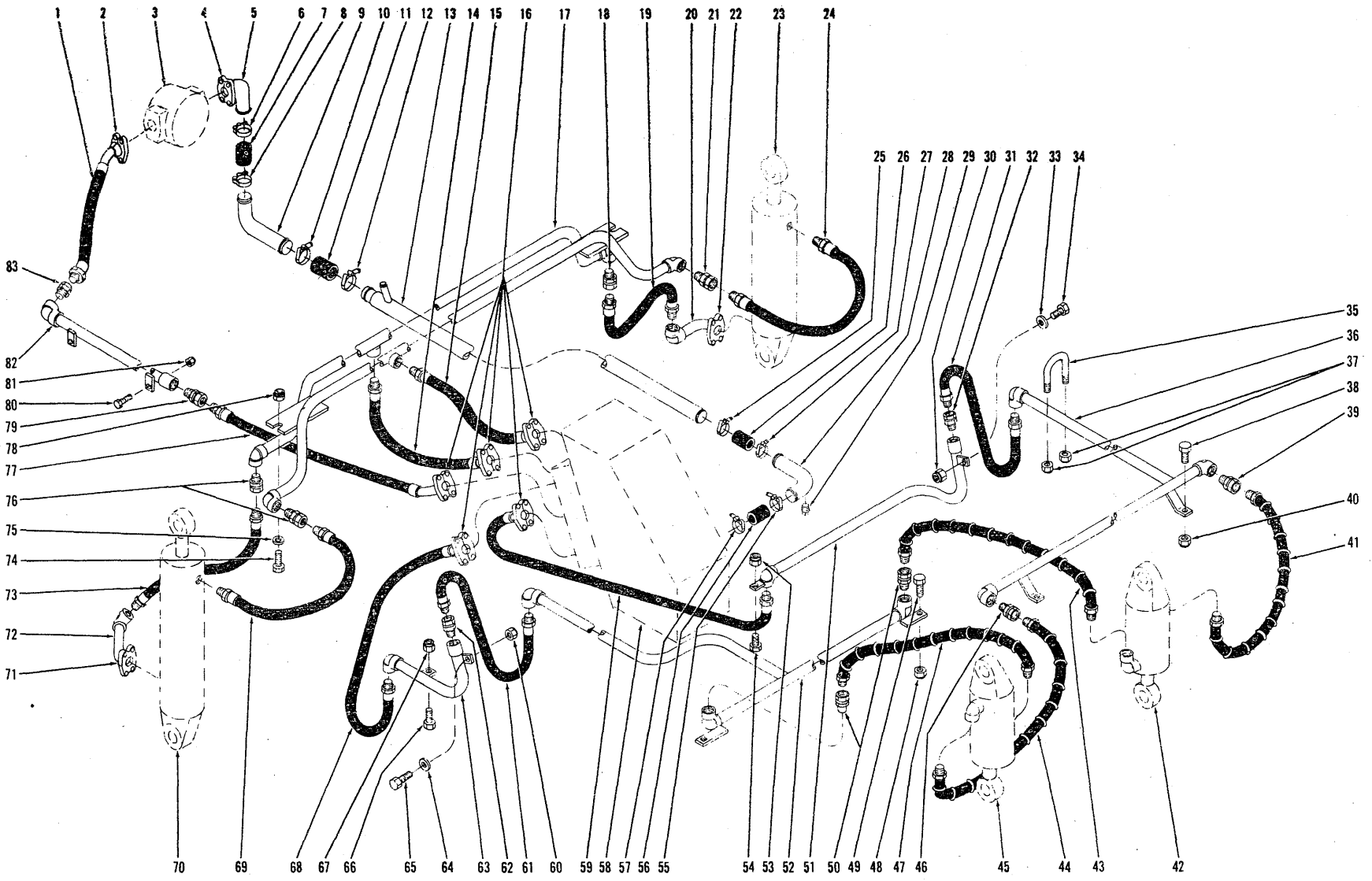
**WHEN ORDERING PARTS, ALWAYS STATE MODEL AND SERIAL NO. OF MACHINE**



**HYDRAULIC SYSTEM — BUCKET LEVELING LINES**

Item No.	Part No.	Description	No. Req'd.
1	541794	HOSE, Valve to Pipe .....	1
2	—	Not used .....	—
3	589947	PIPE, Guide Bar .....	1
4	545211	HOSE, Pipe to Master Cylinder .....	1
5	18D-06	NUT, Plate to Carrier .....	2
6	588224	PLATE, Master Cylinder to Carrier .....	1
7	619023	WASHER, Plate to Carrier .....	2
8	18C-628	BOLT, Plate to Carrier .....	2
9	31F-2	ADAPTER UNION .....	1
10	—	MASTER CYLINDER, Bucket Leveling — See Index .....	—
11	4E-06	LKWSHR, Cylinder to Plate .....	2
12	18C-644	BOLT, Cylinder to Plate .....	2
13	31F-2	ADAPTER UNION .....	1
14	562751	HOSE, Main Valve to Check Valve in Steer Filter .....	1
15	30F-1	STREET ELBOW .....	1
16	31F-1	ADAPTER UNION .....	1
17	566767	CHECK VALVE .....	1

**WHEN ORDERING PARTS, ALWAYS STATE MODEL AND SERIAL NO. OF MACHINE**



6312 - 67 Mo.

67

HYDRAULIC SYSTEM - BUCKET AND BOOM

TS-2939-P

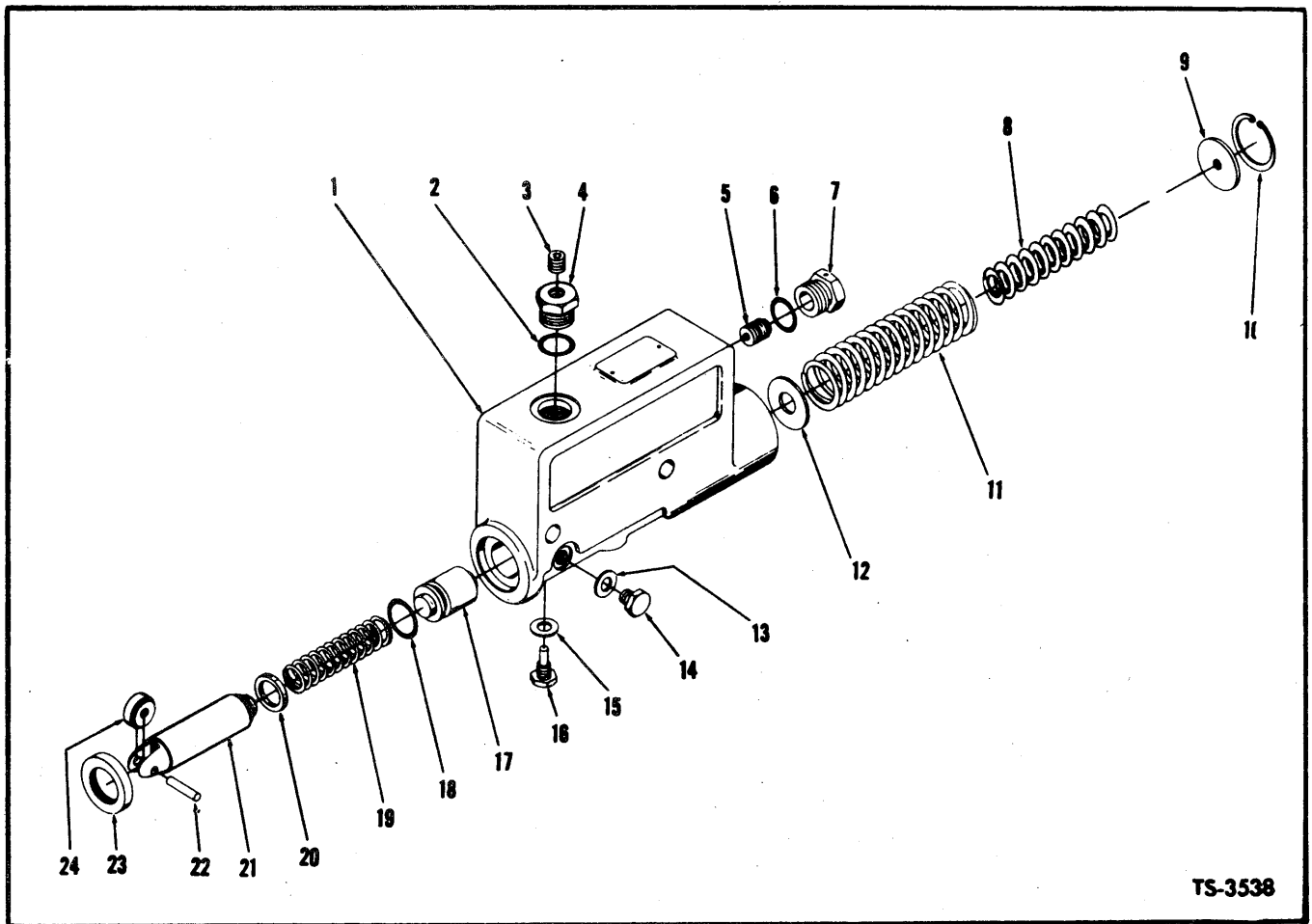


**HYDRAULIC SYSTEM — BUCKET AND BOOM — LEYLAND & VOLVO**

Item No.	Part No.	Description	No. Req'd.	Item No.	Part No.	Description	No. Req'd.
1	557666	HOSE, Pump to Valve	1	43	589922	HOSE, Crosspipe to Bucket Cylinder	1
2	-----	FLANGE HALF—See Group "B"	—	44	589923	HOSE, Crosspipe to Bucket Cylinder	1
3	-----	PUMP—Bucket & Boom—See Index	—	45	-----	BUCKET CYLINDER—See Index	—
4	-----	FLANGE HALF—See Group "C"	—	46	36F-5	ADAPTER UNION	1
5	543918	STEM	1	47	589922	HOSE, Crosspipe to Bucket Cylinder	1
6	540108	CLAMP, Hose	1	48	18D-06	NUT, R. H. Crosspipe to Frame	2
7	541181	HOSE, Suction	1	49	18C-624	BOLT, R. H. Crosspipe to Frame	2
8	540108	CLAMP, Hose	1	50	-----	Not used	-----
9	-----	TUBE, Suction	-----	51	589937	PIPE, L. H.	1
9A	543926	For Cummins & Daf Powered Machines	1	52	589926	CROSSPIPE, R. H.	1
9B	557663	For G.M. Diesel	1	53	18D-06	NUT, L. H. Pipe to Frame	1
9C	BN125340	For Leyland Powered Machines	1	54	18C-620	BOLT, L. H. Pipe to Frame	1
9D	BN125735	For Volvo & Perkins Powered Machines	1	55	540106	CLAMP, Hose	1
10	540104	CLAMP, Hose	1	56	533478	HOSE, Suction	1
11	556415	HOSE, Suction	1	57	540106	CLAMP, Hose	1
12	540104	CLAMP, Hose	1	58	-----	RESERVOIR—See Index	-----
13	540611	TUBE, Suction	1	59	533417	HOSE, Reservoir to L. H. Pipe	1
14	543300	HOSE, Crosspipe to Reservoir	1	60	18D-06	NUT, R. H. Pipe to Frame	1
15	589949	HOSE, Crosspipe to Reservoir	1	61	589786	HOSE, R. H. Pipe to Crosspipe	1
16	-----	FLANGE HALF—See Group "A"	-----	62	-----	Not used	-----
17	589930	CROSSPIPE, Boom Cylinder	1	63	589934	PIPE, R. H.	1
18	-----	Not used	-----	64	619023	WASHER	1
19	612390	HOSE, Crosspipe to Boom Cylinder	1	65	18C-628	BOLT, R. H. Pipe to Frame	1
20	549877	TUBE, Hose to Boom Cylinder	1	66	18C-620	BOLT, R. H. Pipe to Frame	1
21	-----	Not used	-----	67	18D-06	NUT, R. H. Pipe to Frame	1
22	-----	FLANGE HALF—See Group "A"	-----	68	543299	HOSE, Reservoir to R. H. Pipe	1
23	-----	BOOM CYLINDER—See Index	-----	69	672904	HOSE, Crosspipe to Boom Cylinder	1
24	589924	HOSE, Crosspipe to Boom Cylinder	1	70	-----	BOOM CYLINDER—See Index	-----
25	540106	CLAMP, Hose	1	71	-----	FLANGE HALF—See Group "A"	-----
26	533478	HOSE, Suction	1	72	549876	TUBE	1
27	540106	CLAMP, Hose	1	73	669953	HOSE, Crosspipe to Cylinder	1
28	540614	TUBE, Suction	1	74	18C-622	BOLT, Crosspipe to Frame	2
29	13F-08	PLUG, Pipe	1	75	619023	WASHER, Crosspipe to Frame	2
30	18D-06	NUT, L. H. Pipe to Frame	1	76	36F-5	ADAPTER UNION	2
31	523543	HOSE, L. H. Pipe to Crosspipe	1	77	589925	HOSE, Reservoir to Pump	1
32	-----	Not used	-----	78	18D-06	NUT, Crosspipe to Frame	2
33	619021	WASHER, L. H. Pipe to Frame	1	79	-----	Not used	-----
34	18C-628	BOLT, L. H. Pipe to Frame	1	80	18C-632	BOLT, Reservoir to Pump Line to Frame	2
35	537477	U-BOLT, Crosspipe to Frame	2	81	18D-06	NUT, Reservoir to Pump Line to Frame	2
36	589941	CROSSPIPE, L. H.	1	82	-----	LINE, Reservoir to Pump	-----
37	18D-06	NUT, U-Bolt	4	82A	543930	For Cummins, Volvo, Daf & Perkins	-----
38	18C-624	BOLT, L. H. Crosspipe to Frame	2	82B	543928	For Leyland Diesel	1
39	36F-5	ADAPTER UNION	1	82C	589951	For GM Diesel	1
40	18D-06	NUT, L. H. Crosspipe to Frame	2	83	-----	Not used	-----
41	589923	HOSE, Crosspipe to Bucket Cylinder	1				
42	-----	BUCKET CYLINDER—See Index	-----				

GROUP	FLANGE HALF	"O" RING	BOLT	LKWSHR	SIZE
No. Req'd Per Connection	2	1	4	4	
A	663093	25K-40110	17C-620	4E-06	1"
B	663095	25K-40128	17C-824	4E-08	1½"
C	663096	25K-40208	17C-824	4E-08	2"

WHEN ORDERING PARTS, ALWAYS STATE MODEL AND SERIAL NO. OF MACHINE



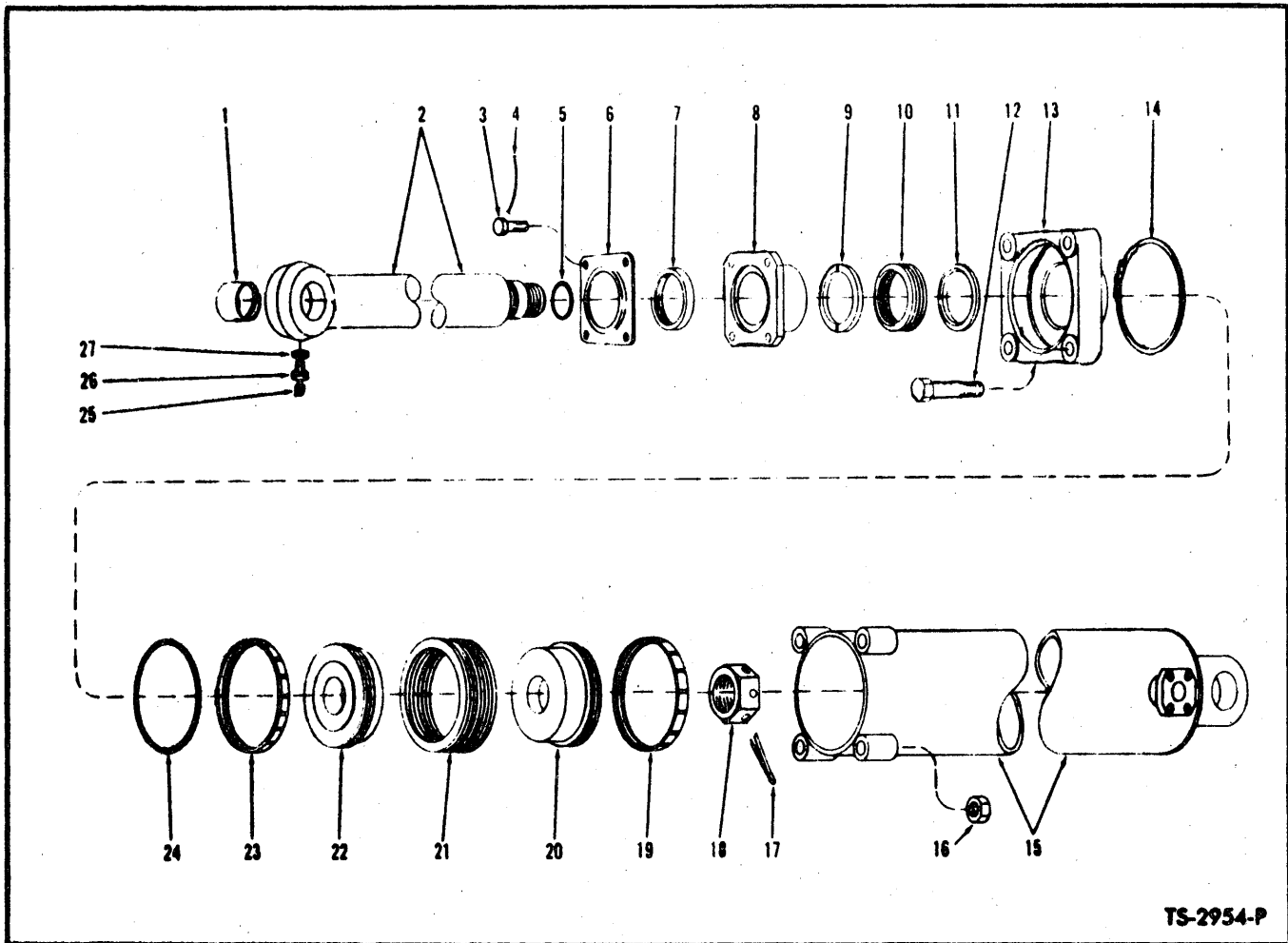
TS-3538

**MASTER CYLINDER - BUCKET LEVELING**

Item No.	Part No.	Description	No. Req'd.
A	549063	CYLINDER ASSY (Inc. 1 thru 23) (See Note A)	1
1	944999	HOUSING, Cylinder	1
2	91F-6	"O" RING, Cap	1
3	16F-02	PLUG, Cap	1
4	945000	CAP	1
5	945001	VALVE, Relief	1
6	91F-6	"O" RING, Cap	1
7	945002	CAP, Relief Valve	1
8	945238	SPRING, Inner	1
9	945003	PLUG, Spring Retaining	1
10	868744	RING, Plug Retaining	1
11	945004	SPRING, Outer	1
12	664426	WASHER, Spring	1
13	865149	WASHER	1
14	945005	BOLT	1
15	865149	WASHER	1
16	945006	LOCK SCREW	1
17	945012	PLUG	1
18	25K-30022	"O" RING	1
19	945007	SPRING	1
20	945008	"V" SEAL	1
21	945010	PLUNGER	1
22	876878	ROLL PIN	1
23	945011	SEAL	1
24	945009	ROLLER	1

**WHEN ORDERING PARTS, ALWAYS STATE MODEL AND SERIAL NO. OF MACHINE**

NOTE A: For replacement of complete Cylinder Assy use 549063 with 1 (one) 588224 Mounting Plate.



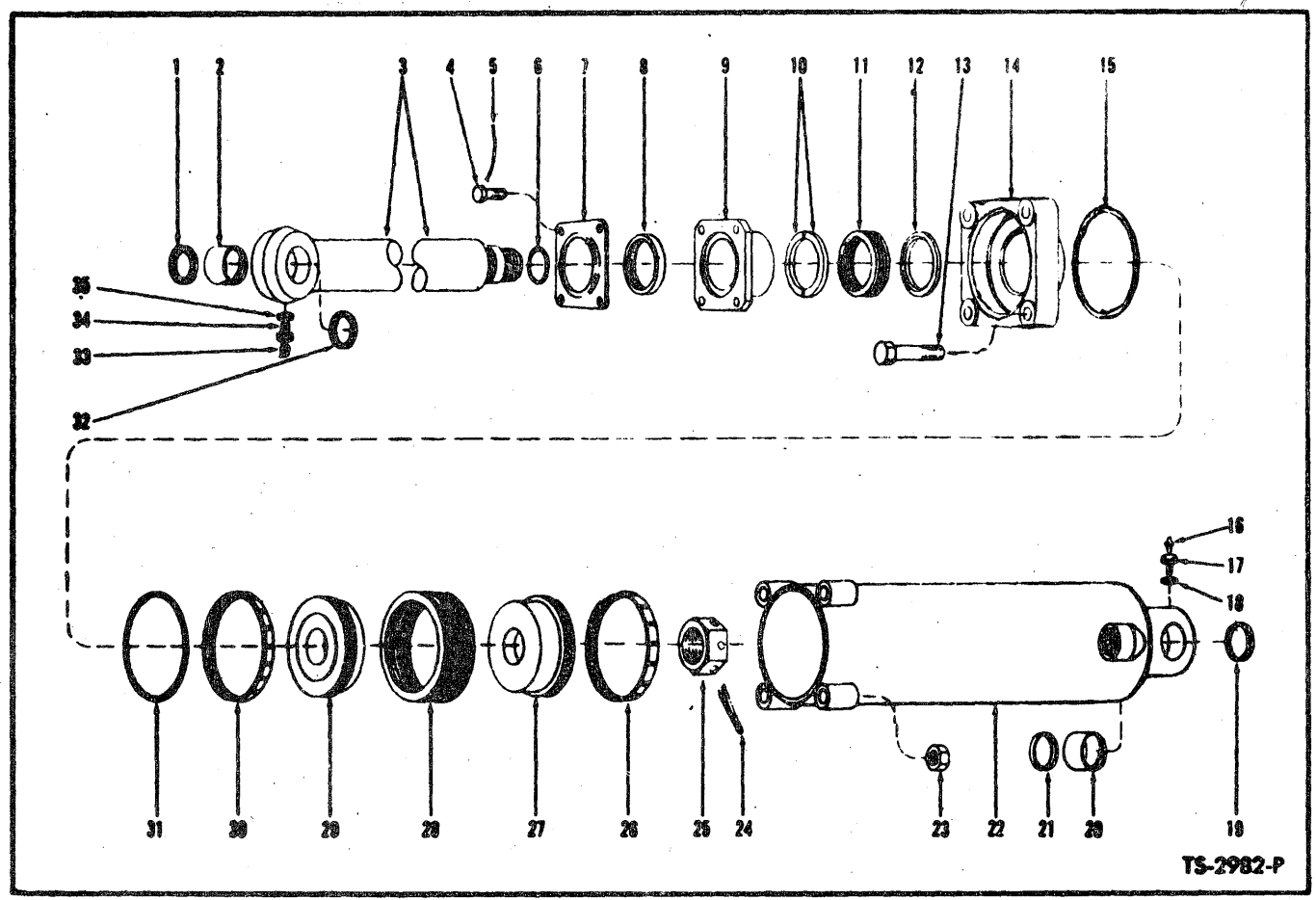
TS-2954-P

**BOOM CYLINDER ASSEMBLY**

2 Cylinders used on machine - Quantities listed below are for 1 Cylinder

Item No.	Part No.	Description	No. Req'd.	Item No.	Part No.	Description	No. Req'd.
A	588192	CYLINDER ASSY (Inc. 1 thru 27)	1	14	532563	RING, "O" Ring Backup	1
1	537882	BUSHING, Piston Rod	1	15	588193	CYLINDER	1
2	537454	ROD ASSY, Piston (Inc. 1, 26, 27)	1	16	18D-10	NUT, Cylinder Cap	4
3	3C-818	BOLT, Seal Retainer	4	17	1F-856	COTTER, Piston Rod Nut	1
4	28H-16310	LOCKWIRE, Seal Retainer	2	18	551606	NUT, Piston Rod	1
5	25K-60120	"O" RING, Piston Rod	1	19	550261	RING, Piston Wear	1
6	522617	RETAINER, Seal	1	20	541748	PISTON, Bottom Half	1
7	550450	SEAL, Piston Rod	1	21	541769	PACKING SET, Piston	1
8	527812	GLAND, Packing	1	22	541749	PISTON, Top Half	1
9	527497	ADAPTER, Female Chevron Packing	2	23	550261	RING, Piston Wear	1
10	538154	PACKING SET, Cylinder Cap	1	24	25K-80516	"O" RING, Cylinder Cap	1
11	527496	ADAPTER, Male Chevron Packing	2	25	12H-25	FITTING, Piston Rod Grease	1
12	18C-1088	BOLT, Cylinder Cap	4	26	532118	BOLT, Bushing Retaining	1
13	532396	CAP, Cylinder	1	27	7E-08	LKWSHR, Bushing Retaining Bolt	1

**WHEN ORDERING PARTS, ALWAYS STATE MODEL AND SERIAL NO. OF MACHINE**

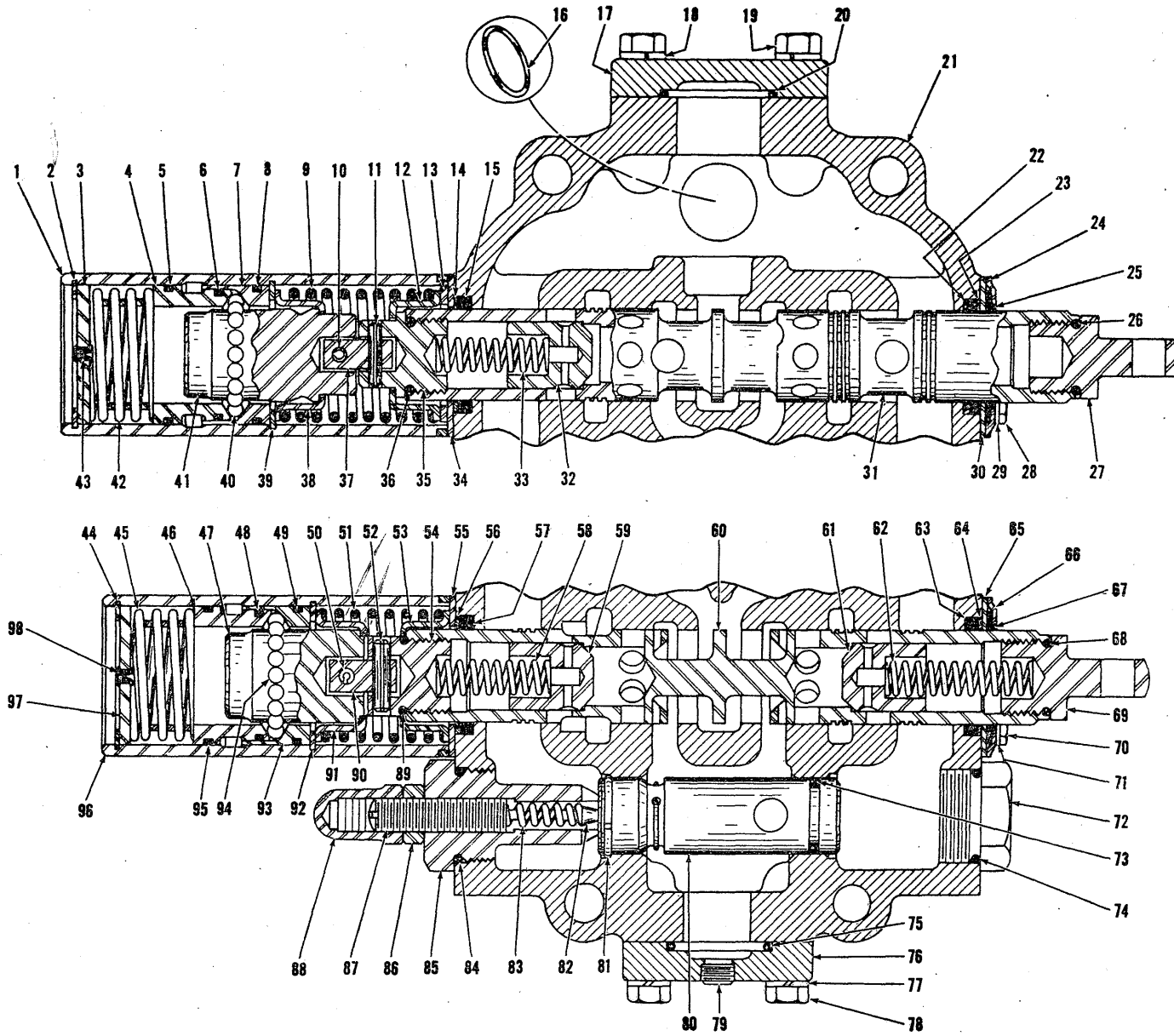


**BUCKET CYLINDER ASSEMBLY**

2 Cylinders used on machine - Quantities listed below are for 1 Cylinder

Item No.	Part No.	Description	No. Req'd.	Item No.	Part No.	Description	No. Req'd.
A	588194	CYLINDER ASSY (Inc. 1 thru 35)	1	18	7E-08	LKWSHR, Bushing Retaining Bolt	1
1	532378	SEAL, Piston Rod Dust	1	19	532378	SEAL, Cylinder Dust	1
2	532391	BUSHING, Piston Rod	1	20	532391	BUSHING, Cylinder	1
3	537460	ROD ASSY, Piston (Inc. 2, 34, 35)	1	21	532378	SEAL, Cylinder Dust	1
4	3C-818	BOLT, Seal Retainer	4	22	588195	CYLINDER (Inc. 17, 18, 20)	1
5	28H-16310	LOCKWIRE	2	23	18D-10	NUT, Cylinder Cap	4
6	25K-60120	"O" RING, Piston Rod	1	24	1F-856	COTTER, Piston Rod Nut	1
7	522617	RETAINER, Seal	1	25	551606	NUT, Piston Rod	1
8	550450	SEAL, Piston Rod	1	26	550261	RING, Piston Wear	1
9	527812	GLAND, Packing	1	27	541748	PISTON, Bottom Half	1
10	527497	ADAPTER, Female Chevron Packing	2	28	541769	PACKING SET, Piston	1
11	538154	PACKING SET, Cylinder Cap	1	29	541749	PISTON, Top Half	1
12	527496	ADAPTER, Male Chevron Packing	2	30	550261	RING, Piston Wear	1
13	18C-1088	BOLT, Cylinder Cap	4	31	25K-80516	"O" RING, Piston	1
14	532396	CAP, Cylinder	1	32	532378	SEAL, Piston Rod Dust	1
15	532563	RING, Backup	1	33	10H-35	FITTING, Piston Rod Grease	1
16	10H-35	FITTING, Cylinder Grease	1	34	532118	BOLT, Bushing Retaining	1
17	532118	BOLT, Bushing Retaining	1	35	7E-08	LKWSHR, Bushing Retaining Bolt	1

**WHEN ORDERING PARTS ALWAYS STATE MODEL AND SERIAL NO. OF MACHINE**



CONTROL VALVE ASSEMBLY

TS-3525-P

CLARK  
EQUIPMENT

LA BRUGEOISE ET NIVELLES S.A. - BELGIUM

MICHIGAN






**LA BRUGEOISE ET NIVELLES S.A. - BELGIUM**  
**CONTROL VALVE ASSEMBLY**



Item No.	Part No.	Description	No. Req'd.	Item No.	Part No.	Description	No. Req'd.
A	543315	VALVE ASSY (Inc. 1 thru 98)	1	51	888303	SPRING	1
1	945203	COVER, Detent	1	52	302602	ROLL PIN	1
2	661389	RING, Plug Retaining	1	53	888302	GUIDE, Spring	1
3	945074	PLUG, Spring Retaining	1	54	945067	CAP	1
4	945071	RETAINER, Ball	1	55	888299	PLATE, Seal Retainer	1
5	25K-30128	"O" RING, Ball Retainer	1	56	888296	RING, Back-Up	1
6	25K-30124	"O" RING, Ball Retainer	1	57	888947	SEAL, Quad Ring	1
7	945070	RETAINER, Ball	1	58	888304	SPRING, Check	1
8	25K-30128	"O" RING, Ball Retainer	1	59	941463	CHECK	1
9	945068	SPRING	1	60	—	§PLUNGER, Operating—See "A"	1
10	654618	ROLL PIN	1	61	941463	CHECK	1
11	1302114	ROLL PIN	1	62	888304	SPRING, Check	1
12	945066	GUIDE, Spring	1	63	888947	SEAL, Quad Ring	1
13	945065	SPACER	1	64	888296	RING, Back-Up	1
14	888296	RING, Back-Up	1	65	888305	PLATE, Seal Retainer	1
15	888947	SEAL, Quad Ring	1	66	888306	RETAINER, Wiper	1
16	25K-40116	"O" RING	1	67	888297	WIPER, Plunger	1
17	945064	COVER	1	68	888295	"O" RING, Plunger Eye	1
18	4E-07	LKWSHR, Cover Attaching	4	69	940279	EYE, Plunger	1
19	1C-720	BOLT, Cover Attaching	4	70	1C-410	BOLT, Retainer & Cover Attaching	6
20	25K-40116	"O" RING, Cover	1	71	4E-04	LKWSHR, Retainer & Cover Attaching	6
21	—	§HOUSING, Valve—See "A"	1	72	888294	CAP	1
22	888947	SEAL, Quad Ring	1	73	25K-30030	"O" RING	1
23	888296	RING, Back-Up	1	74	25K-40104	"O" RING, Cap	1
24	888306	RETAINER, Wiper	1	75	25K-40100	"O" RING, Cover	1
25	888297	WIPER, Plunger	1	76	945201	COVER	1
26	888295	"O" RING, Plunger Eye	1	77	4E-06	LKWSHR, Cover	4
27	940279	EYE, Plunger	1	78	1C-620	BOLT, Cover	4
28	1C-410	BOLT, Retainer & Cover Attaching	6	79	16F-04	PLUG, Cover	1
29	4E-04	LKWSHR, Retainer & Cover Attaching	6	80	888293	VALVE, ASSY, Relief (Inc. 73, 81)	1
30	888305	RETAINER, Wiper	1	81	945081	RING, Plunger Retaining	1
31	—	§PLUNGER, Operating—See "A"	1	82	886739	POPPET, Relief	1
32	941463	CHECK, Plunger	1	83	886753	SPRING, Relief	1
33	888304	SPRING, Plunger Check	1	84	25K-40104	"O" RING, Adjusting Cap	1
34	888299	PLATE, Seal Retainer	1	85	888292	CAP, Adjusting	1
35	945200	CAP	1	86	8D-08	NUT, Jam	1
36	888295	"O" RING, Cap	1	87	944855	SCREW, Adjusting	1
37	945069	PIN	1	88	944853	NUT, Acorn	1
38	888302	GUIDE, Spring	1	89	888295	"O" RING, Cap	1
39	1302111	RING, Guide Retaining	1	90	944148	PIN	1
40	10J-08	BALL	17	91	888302	GUIDE, Spring	1
41	945072	CAP, Detent	1	92	1302111	RING, Guide Retaining	1
42	945073	SPRING	1	93	945070	RETAINER, Ball	1
43	886763	PLUG, Bleeder	1	94	10J-08	BALL	17
44	661389	RING, Plug Retaining	1	95	25K-30128	"O" RING, Ball Retainer	1
45	945073	SPRING	1	96	945202	COVER, Detent	1
46	945071	RETAINER, Ball	1	97	945074	PLUG, Spring Retaining	1
47	945077	CAP, Detent	1	98	886763	PLUG, Bleeder	1
48	25K-30124	"O" RING, Ball Retainer	1	99	18C-864	†BOLT, Valve to Reservoir	3
49	25K-30128	"O" RING, Ball Retainer	1	100	4E-08	†LKWSHR, Valve to Reservoir	3
50	660178	ROLL PIN	1				

§Not Sold Separately  
†Not Illustrated

**WHEN ORDERING PARTS, ALWAYS STATE MODEL AND SERIAL NO. OF MACHINE**



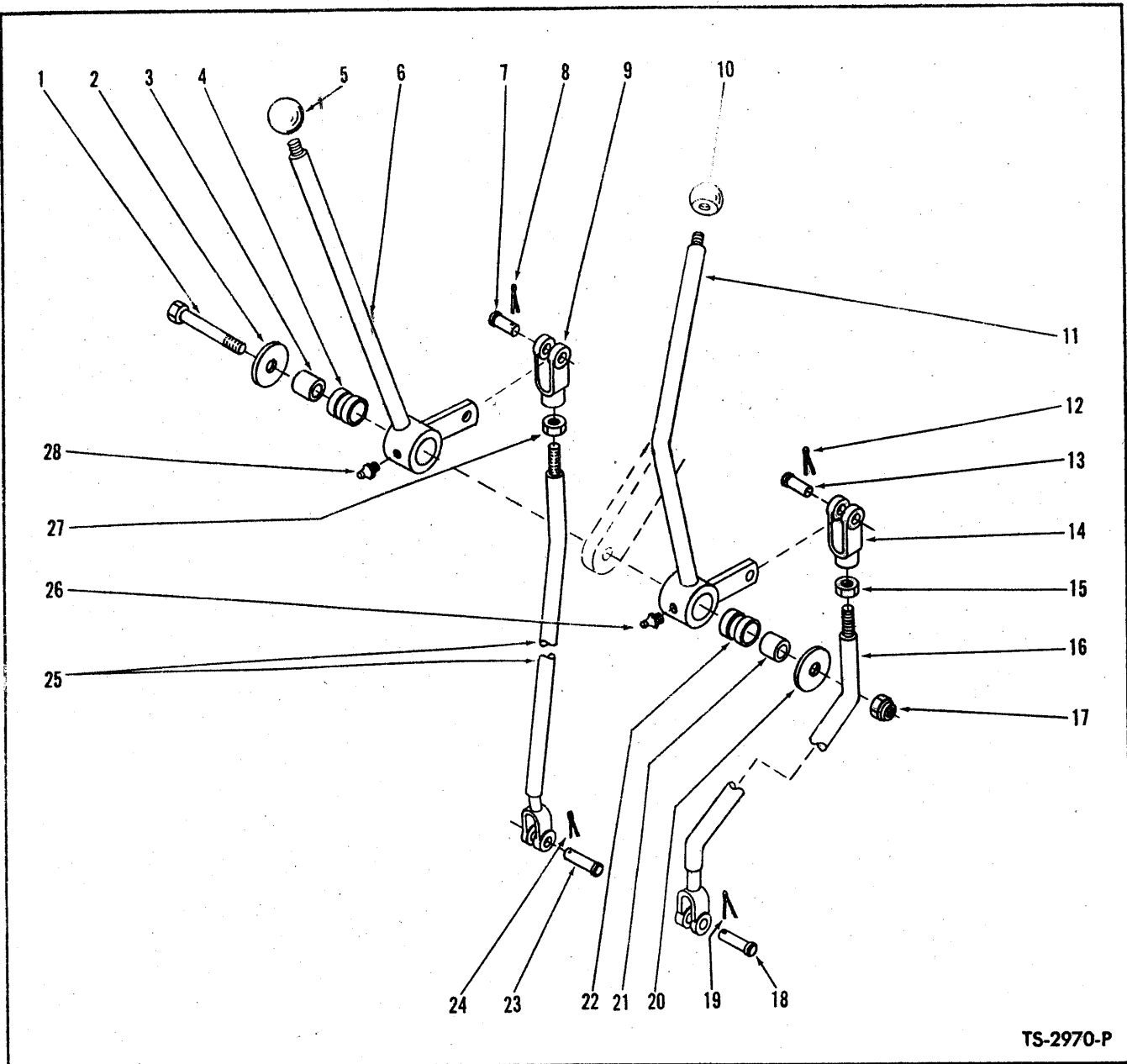


## CONTROL VALVE ASSEMBLY

Item No.	Part No.	Description	No. Req'd	Item No.	Part No.	Description	No. Req'd
A	BN125600	VALVE ASSY (Inc. 1 thru 98) V1011-GF2V	1	51	A501XB42	SPRING	1
1	M17XB132	COVER, Detent	1	52	A1005XB11	ROLL PIN	1
2	A1130XB4	RING, Plug Retaining	1	53	416XB50	GUIDE, Spring	1
3	560XB37	PLUG, Spring Retaining	1	54	514XB328	CAP	1
4	417X19	RETAINER, Ball	1	55	M17XB101	PLATE, Seal Retainer	1
5	A791X134	.O. RING, Ball Retainer	1	56	-----	Not Used	---
6	A791X138	.O. RING, Ball Retainer	1	57	A395XB25	SEAL, Quad Ring	1
7	417X18	RETAINER, Ball	1	58	A501XB174	SPRING, Check	1
8	A791X134	.O. RING, Ball Retainer	1	59	513X17	CHECK	1
9	A501XB42	SPRING	1	60	-----	§PLUNGER, Operating — See .A.	1
10	A1005XB8	ROLL PIN	1	61	513X17	CHECK	1
11	A1005XB11	ROLL PIN	1	62	A501XB174	SPRING, Check	1
12	416XB50	GUIDE, Spring	1	63	A395XB25	SEAL, Quad Ring	1
13	M17XB101	SPACER	1	64	-----	Not Used	---
14	-----	Not Used	---	65	M17XB98	PLATE, Seal Retainer	1
15	A395XB25	SEAL, Quad Ring	1	66	M17XB102	RETAINER, Wiper	1
15	A395XB25	.O. RING	1	67	712X174	WIPER, Plunger	1
17	M17X24	COVER	1	68	A837X17	.O. RING, Plunger Eye	1
18	A252XB10	LKWSHR, Cover Attaching	4	69	516X49	EYE, Plunger	1
19	A104X4	BOLT, Cover Attaching	4	70	A101XB5	BOLT, Retainer & Cover Attaching	4
20	A395XB27	.O. RING, Cover	1	71	A253XB3	LKWSHR, Retainer & Cover Attaching	4
21	-----	§HOUSING, Valve — See .A.	1	72	514X564	CAP	1
22	A395XB25	SEAL, Quad Ring	1	73	A848X19	.O. RING	1
23	-----	Not Used	---	74	A395XB21	.O. RING, Cap	1
24	M17XB102	RETAINER, Wiper	1	75	A395XB24	.O. RING, Cover	1
25	712X174	WIPER, Plunger	1	76	M17X67	COVER	1
26	A837X17	.O. RING, Plunger Eye	1	77	A252X9	LKWSHR, Cover	4
27	516X49	EYE, Plunger	1	78	A103X5	BOLT, Cover	4
28	A101XB5	BOLT, Retainer & Cover Attaching	4	79	A300X2	PLUG, Cover	1
29	A253XB3	LKWSHR, Retainer & Cover Attaching	4	80	422XB25K	VALVE, ASSY, Relief (Inc. 73, 81)	1
30	M17XB98	RETAINER, Wiper	1	81	A890X36	RING, Plunger Retaining	1
31	-----	§PLUNGER, Operating — See .A.	1	82	414X87	POPPET, Relief	1
32	513X17	CHECK, Plunger	1	83	A501XB107	SPRING, Relief	1
33	A501XB36	SPRING, Plunger Check	1	84	A395XB21	.O. RING, Adjusting Cap	1
34	M17XB97	PLATE, Seal Retainer	1	85	514XB327	CAP, Adjusting	1
35	514XB328	CAP	1	86	A249XB5	NUT, Jam	1
36	A837X17	.O. RING, Cap	1	86A	A1012XB2	WASHER	2
37	810XB7	PIN	1	87	A234X18	SCREW, Adjusting	1
38	416XB49	GUIDE, Spring	1	88	A427X10	NUT, Acorn	1
39	A1130XB4	RING, Guide Retaining	1	89	A837X17	.O. RING, Cap	1
40	A329X4	BALL	17	90	810XB7	PIN	1
41	514X663	CAP, Detent	1	91	416XB49	GUIDE, Spring	1
42	A501XB173	SPRING	1	92	A1130XB4	RING, Guide Retaining	1
43	560XB35	PLUG, Bleeder	1	93	417X18	RETAINER, Ball	1
44	A1130XB4	RING, Plug Retaining	1	94	A329X4	BALL	17
45	A501XB173	SPRING	1	95	A791X134	.O. RING, Ball Retainer	1
46	417X19	RETAINER, Ball	1	96	M17XB132	COVER, Detent	1
47	514X663	CAP, Detent	1	97	560XB37	PLUG, Spring Retaining	1
48	A791X133	.O. RING, Ball Retainer	1	98	560XB35	PLUG, Bleeder	1
49	A791X134	.O. RING, Ball Retainer	1	99	18C-864	†BOLT, Valve to Reservoir	3
50	A1005XB8	ROLL PIN	1	100	4E-08	†LKWSHR, Valve to Reservoir	3

§Not Sold Separately  
†Not Illustrated

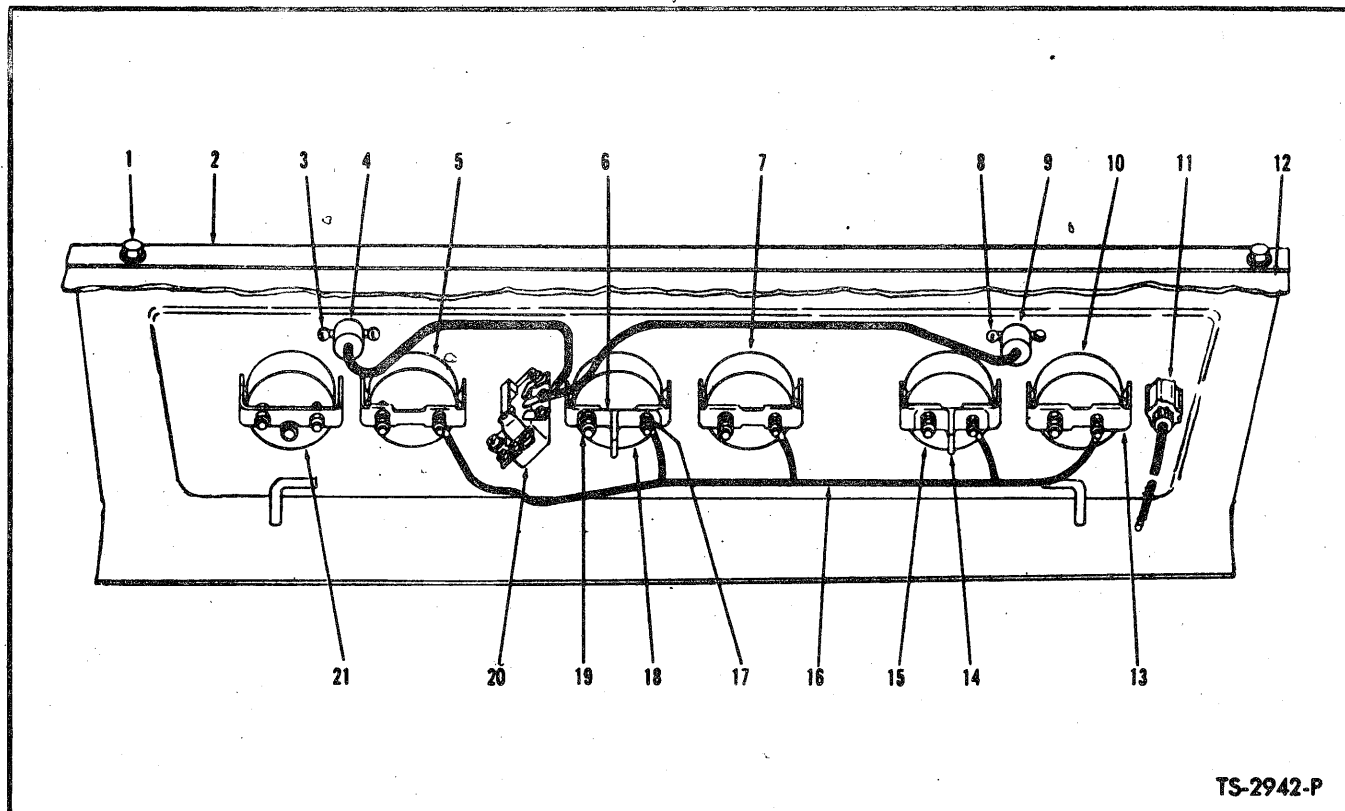
WHEN ORDERING PARTS, ALWAYS STATE MODEL AND SERIAL NO. OF MACHINE



**VALVE CONTROL LEVERS AND LINKAGE**

Item No.	Part No.	Description	No. Req'd.	Item No.	Part No.	Description	No. Req'd.
1	18C-868	BOLT, Lever Mounting	1	15	8D-08	NUT, Clevis Jam	1
2	616796	WASHER, Lever Mounting	1	16	532261	ROD, Boom Control	1
3	550646	SLEEVE, Lever Mounting	1	17	18D-08	NUT, Lever Mounting	1
4	526767	BUSHING, Bucket Lever	1	18	4F-08127	PIN, Rod to Valve Clevis	1
5	BN 90.013	KNOB, Bucket Lever	1	19	1F-414	COTTER, Clevis Pin	1
6	BN 90.091	LEVER, Boom Control	1	20	616796	WASHER, Lever Mounting	1
7	4F-08127	PIN, Rod to Lever Clevis	1	21	550646	SLEEVE, Lever Mounting	1
8	1F-414	COTTER, Clevis Pin	1	22	526767	BUSHING, Boom Lever	1
9	2J-8300	CLEVIS, Rod to Lever	1	23	4F-08127	PIN, Rod to Valve Clevis	1
10	BN 90.013	KNOB, Boom Lever	1	24	1F-414	COTTER, Clevis Pin	1
11	BN 90.092	LEVER, Bucket Control	1	25	532258	ROD, Bucket Control	1
12	1F-414	COTTER, Clevis Pin	1	26	10H-25	FITTING, Bucket Lever Grease	1
13	4F-08127	PIN, Rod to Lever Clevis	1	27	8D-08	NUT, Clevis Jam	1
14	2J-8300	CLEVIS, Rod to Lever	1	28	10H-25	FITTING, Boom Lever Grease	1

**WHEN ORDERING PARTS, ALWAYS STATE MODEL AND SERIAL NO. OF MACHINE**

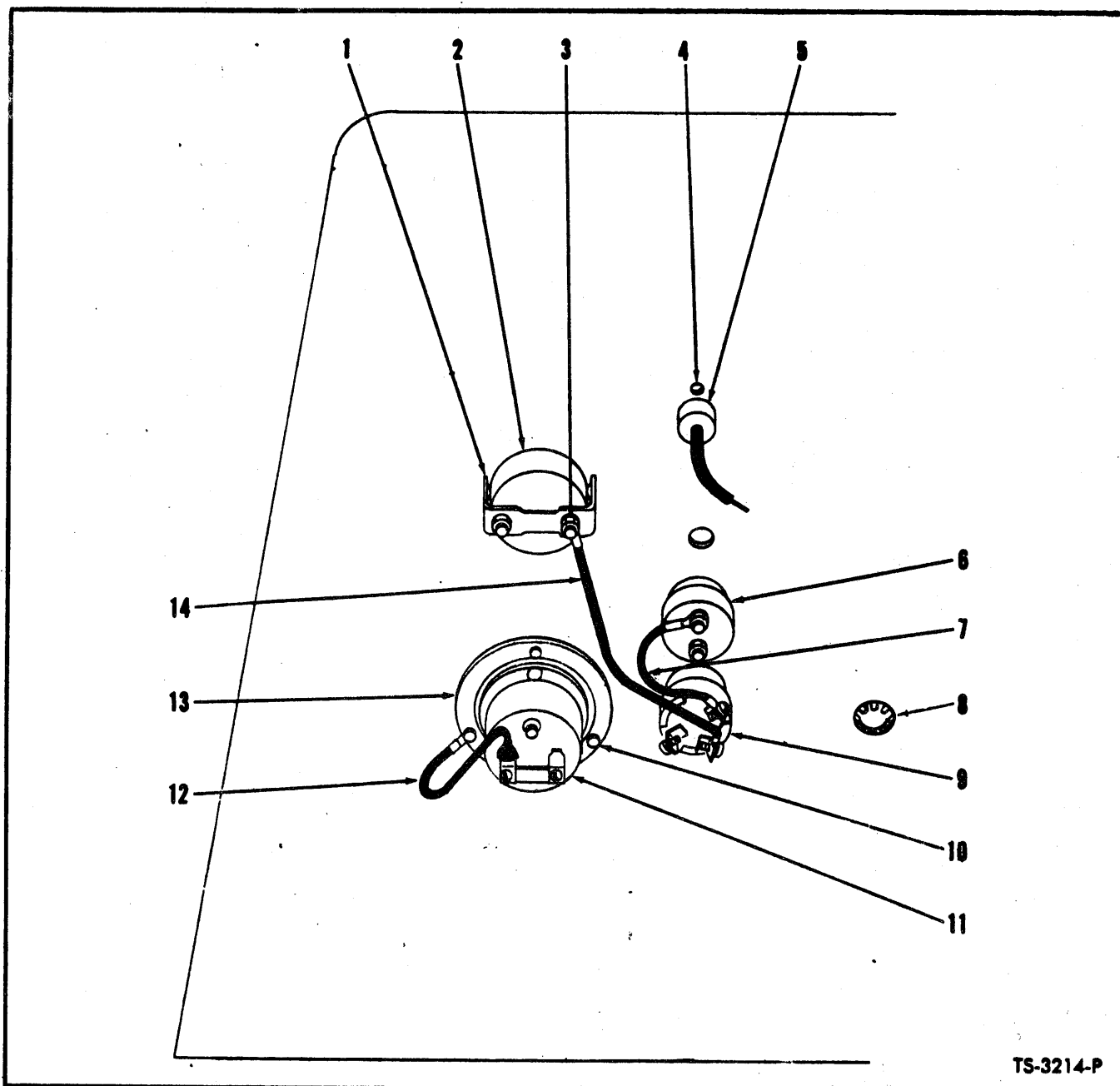


**FRONT INSTRUMENT PANEL**

Item No.	Part No.	Description	No. Req'd.	Item No.	Part No.	Description	No. Req'd.
1	17C-612	BOLT, Panel Mounting	2	12	534950	PLATE	1
1A	4E-06	†LKWSHR, Panel Mounting	2	12A	18C-612	†BOLT, Plate Attaching	4
1B	619023	†WASHER, Panel Mounting	2	12B	619023	†WASHER, Plate Attaching	4
2	534953	PANEL, Instrument	1	12C	18D-06	†NUT, Plate Attaching	4
3	18G-606	SCREW, Dash Lamp to Panel	2	13	626530	CLAMP, Instruments	5
3A	12E-6	†LKWSHR, Dash Lamp to Panel	2	14	602350	SEPARATOR, Oil Pressure Gauge Terminals	1
4	539045	LAMP, Dash (For GM, Cummins, DAF & Perkins)	1	15	551319	GAUGE, Engine Oil Pressure	1
4A	BN127500	BULB, Dash Light (Only for Leyland & Volvo)	1	16	539985	WIRE, Instruments	1
5	551321	GAUGE, Torque Conv. Temperature	1	17	12D-8	NUT, Ignition Terminal	10
6	602350	SEPARATOR, Fuel Gauge Terminals	1	17A	12E-8	†LKWSHR, Ignition Terminal	5
7	517228	GAUGE, Air Pressure	1	18	551320	GAUGE, Fuel	1
8	18G-606	SCREW, Dash Lamp to Panel	2	19	14D-10	NUT, Sender Terminal	10
8A	12E-6	†LKWSHR, Dash Lamp to Panel	2	19A	12E-10	†LKWSHR, Sender Terminal	5
9	538161	LAMP, Dash (For GM, Cummins, DAF & Perkins)	1	20	550741	SWITCH, Light	1
9A	BN127500	BULB, Dash Light (Only for Leyland & Volvo)	1	20A	550742	†ROD, Light Switch	1
10	551322	GAUGE, Engine Temperature	1	20B	550743	†BUSHING, Light Switch	1
11A	944803	†ELEMENT, Lighter	1	21	—	Not Used	—
11B	549024	†RECEPTACLE, Lighter	1				

†Not Illustrated

**WHEN ORDERING PARTS, ALWAYS STATE MODEL AND SERIAL NO. OF MACHINES**



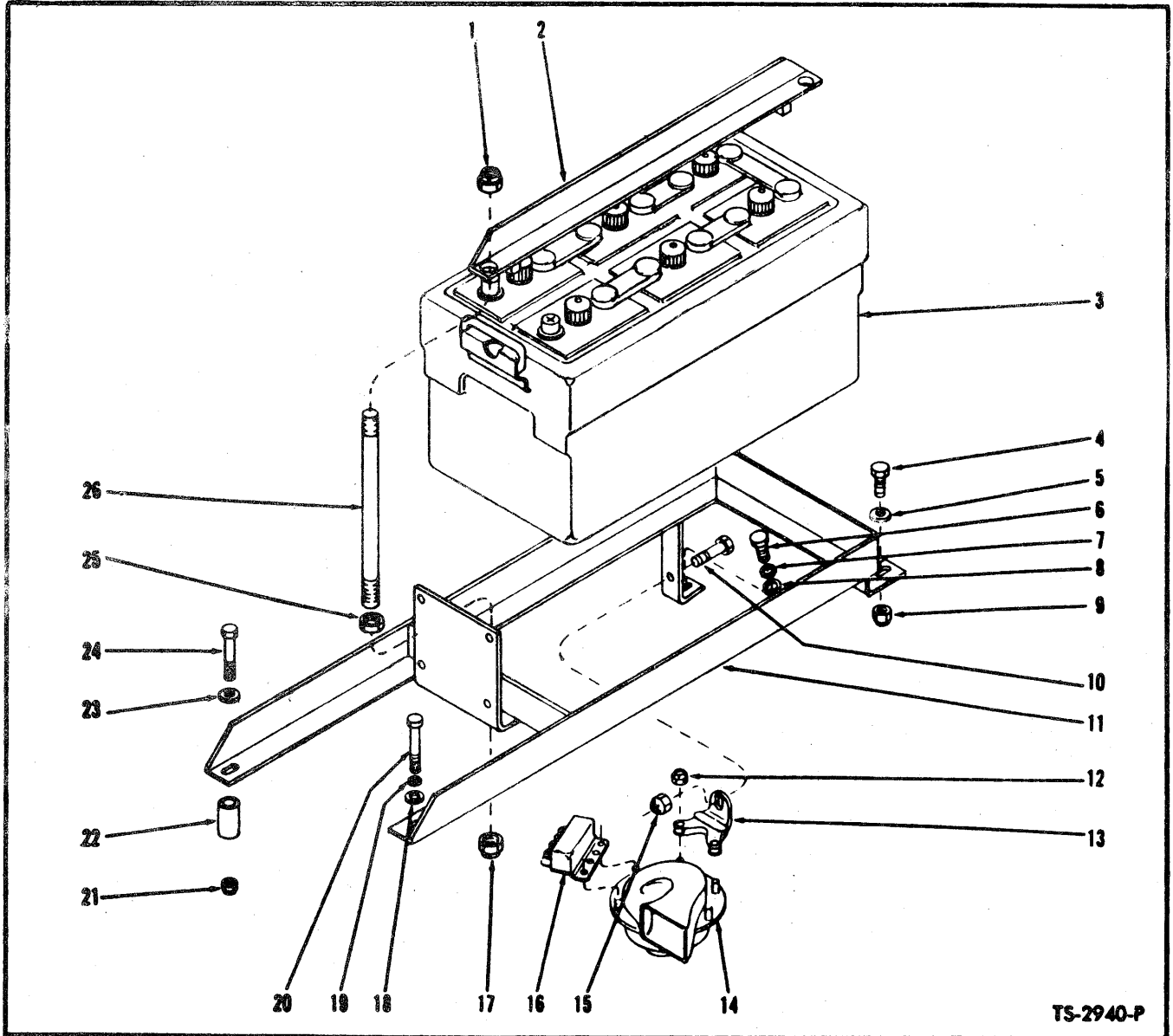
TS-3214-P

**SIDE INSTRUMENT PANEL**

Item No.	Part No.	Description	No. Req'd.	Item No.	Part No.	Description	No. Req'd.
1	601212	CLAMP, Ammeter .....	1	6B	2846113	BUTTON STARTER PUSH (Only for Perkins) .....	1
2	550735	AMMETER .....	1	7	690048	WIRE, Ignition Switch to Starter Button .....	1
3	14D-10	NUT, Ammeter Terminal .....	4	8	661862	PLUG, Button - Cummins Only .....	1
3A	12E-10	†LKWSHR, Ammeter Terminal .....	2	9	550740	SWITCH, Ignition .....	1
4	18G-606	SCREW, Dash Lamp to Panel .....	2	11	119926	HOURMETER .....	1
4A	12E-6	†LKWSHR, Dash Lamp to Panel .....	2	12	536999	WIRE, Hourmeter Ground .....	1
5	534960	LAMP, Dash (For GM, Cummins, DAF & Perkins) .....	1	13	119926	DAMPENER, Hourmeter Vibration Avec Hourmeter .....	1
5A	BN127500	BULB, Dash Light (For Leyland & Volvo) .....	1	14	553405	WIRE, Ignition Switch to Ammeter .....	1
6	600259	BUTTON, Starter Push (Not for Perkins) .....	1				
6A	857420	†RUBBER BOOT, Starter Push Button (Not for Perkins) .....	1				

†Not Illustrated

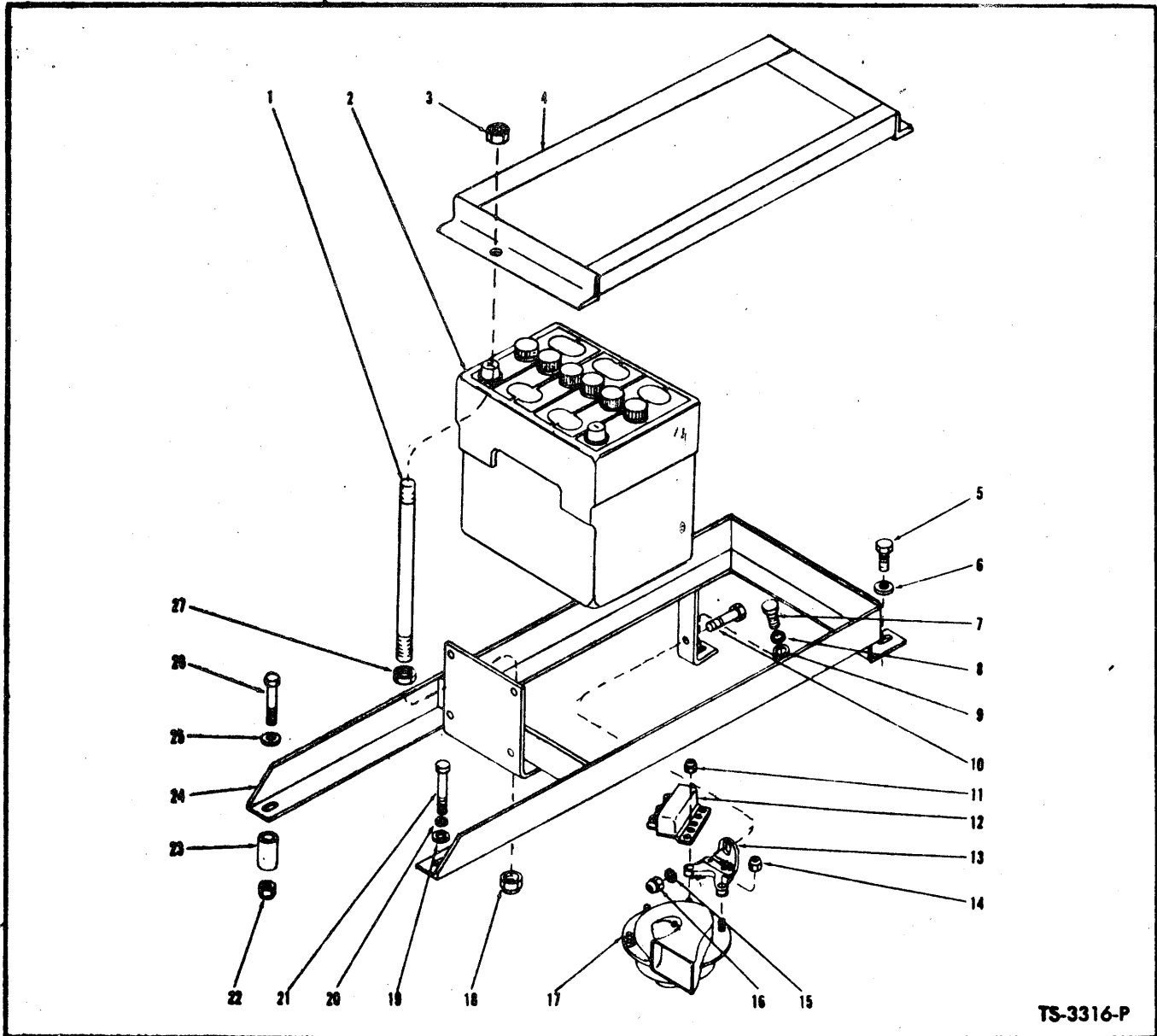
**WHEN ORDERING PARTS, ALWAYS STATE MODEL AND SERIAL NO. OF MACHINE**



**BATTERY, BATTERY BOX AND HORN — G.M.**

Item No.	Part No.	Description	No. Req'd.	Item No.	Part No.	Description	No. Req'd.
1	17D-2	NUT, Hold Down Stud .....	2	11	588702	BOX, Battery .....	1
2	540967	ANGLE, Battery Hold Down .....	1	12	18D-04	NUT, Horn to Bracket .....	2
3		<b>BATTERY</b>		13		Not used .....	
3A	672128	EXIDE # 8-D for GM Powered Machines (12 V - 200 Amp. H) .....	1	14	733624	HORN .....	1
3B		EXIDE # 4-D-1133H for Gas Powered Machines .....	1	15	18D-06	NUT, Horn Bracket to Battery Box .....	1
4	18C-620	BOLT, Battery Box to Frame .....	1	16	647310	RELAY, Horn .....	1
5	664423	WASHER, Battery Box to Frame .....	1	17	17D-2	NUT, Hold Down Stud .....	2
6	18C-618	BOLT, Battery Box to Frame .....	1	18	664423	WASHER, Battery Box to Frame .....	1
7	4E-06	LKWSHR, Battery Box to Frame .....	1	19	4E-06	LKWSHR, Battery Box to Frame .....	1
8	664423	WASHER, Battery Box to Frame .....	1	20	18C-620	BOLT, Battery Box to Frame .....	1
9	18D-06	NUT, Battery Box to Frame .....	1	21	18D-06	NUT, Battery Box to Frame .....	1
10	18C-416	BOLT, Horn Bracket to Battery Box .....	1	22	537825	SPACER, Battery Box .....	2
10A	616777	FLAT WASHER .....	1	23	664423	WASHER, Battery Box to Frame .....	1
				24	18C-652	BOLT, Battery Box to Frame .....	2
				25	7D-05	NUT, Hold Down Stud Jam .....	2
				26	540969	STUD, Hold Down .....	2

**WHEN ORDERING PARTS, ALWAYS STATE MODEL AND SERIAL NO. OF MACHINE**



TS-3316-P

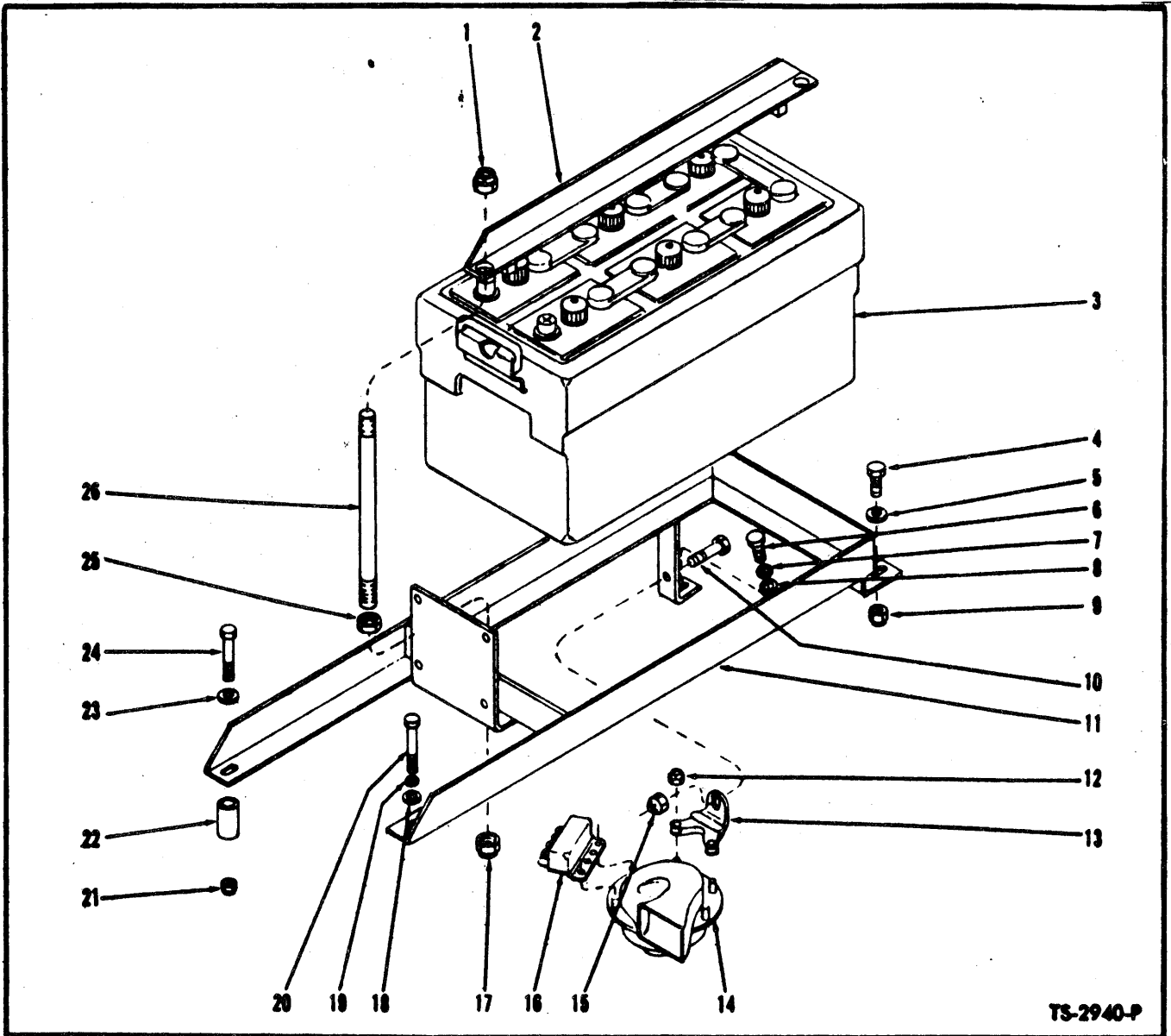
**BATTERY, BATTERY BOX AND HORN - CUMMINS**

Item No.	Part No.	Description	No. Req'd.	Item No.	Part No.	Description	No. Req'd.
1	535680	STUD, Battery Hold Down	2	15	619023	WASHER, Horn Bracket to Battery Box	1
2	547476	BATTERY - Exide CX-55H - (12 V - 95 Amp. H)	1	16	18D-06	NUT, Horn Bracket to Battery Box	1
3	18D-06	NUT, Battery Hold Down	2	17	733624	HORN	1
4	547451	HOLD DOWN, Battery	1	18	18D-06	NUT, Hold Down Stud to Battery Box	2
5	18C-520	BOLT, Battery Box to Frame	1	19	664423	WASHER, Battery Box to Frame	1
6	664423	WASHER, Battery Box to Frame	1	20	4E-06	LKWSHR, Battery Box to Frame	1
7	18C-520	BOLT, Battery Box to Frame	1	21	18C-618	BOLT, Battery Box to Frame	1
8	4E-06	LKWSHR, Battery Box to Frame	1	22	18D-06	NUT, Battery Box to Frame	1
9	664423	WASHER, Battery Box to Frame	1	23	537825	SPACER, Battery Box to Frame	2
10	18C-416	BOLT, Horn Bracket to Battery Box	1	24	547445	BOX, Battery	1
11	18D-04	NUT, Relay & Horn to Bracket	1	25	664423	WASHER, Battery Box to Frame	1
12	647310	RELAY, Horn	1	26	18C-652	BOLT, Battery Box to Frame	2
13		Not used		27	8D-06	NUT, Hold Down Stud to Battery Box	2
14	18D-06	NUT, Horn to Horn Bracket	1				
10A	616777	FLAT WASHER	1				

Not Sold Separately

WHEN ORDERING PARTS, ALWAYS STATE MODEL AND SERIAL NO. OF MACHINE



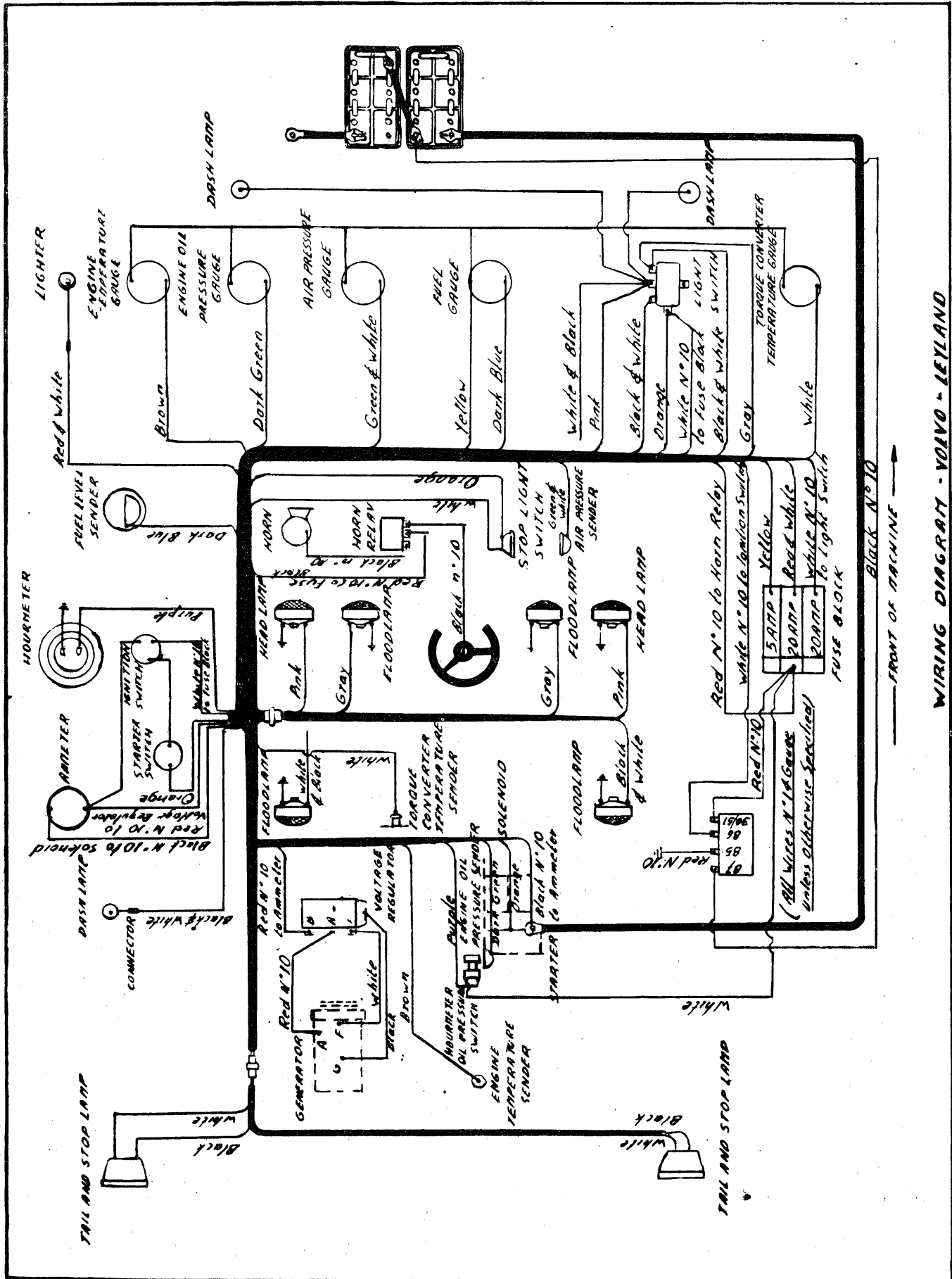


TS-2940-P

**BATTERY, BATTERY BOX AND HORN — LEYLAND, DAF, VOLVO & PERKINS**

Item No.	Part No.	Description	No. Req'd.	Item No.	Part No.	Description	No. Req'd.
1	7D-05	NUT (Only For Daf)	4	11	BN126988	BOX, Battery	1
1	17D-2	NUT, Hold Down Stud (Only for Leyland, Volvo & Perkins)	4	12	18D-04	NUT, Horn to Bracket	2
2	BN123938	BATTERY, Hold Down Assy (Inside)	1	13		Not used	
2A	BN123935	BATTERY, Hold Down Assy (Outside)	1	14	733624	HORN	1
2B	BN123932	BATTERY, Float Assy	1	15	18D-06	NUT, Horn Bracket to Battery Box	1
3	BN117347	BATTERY	2	16	647310	RELAY, Horn	1
4	18C-620	BOLT, Battery Box to Frame	1	17	17D-2	NUT, Hold Down Stud	4
5	664423	WASHER, Battery Box to Frame	1	18	664423	WASHER, Battery Box to Frame	1
6	18C-618	BOLT, Battery Box to Frame	1	19	4E-06	LKWSHR, Battery Box to Frame	1
7	4E-06	LKWSHR, Battery Box to Frame	1	20	18C-620	BOLT, Battery Box to Frame	1
8	664423	WASHER, Battery Box to Frame	1	21	18D-06	NUT, Battery Box to Frame	1
9	18D-06	NUT, Battery Box to Frame	1	22	537825	SPACER, Battery Box	2
10	18C-416	BOLT, Horn Bracket to Battery Box	1	23	664423	WASHER, Battery Box to Frame	1
10A	616777	FLAT WASHER	1	24	18C-652	BOLT, Battery Box to Frame	2
				25	7D-05	NUT, Hold Down Stud Jam	4
				26	BN123939	STUD, Hold Down	4

**WHEN ORDERING PARTS, ALWAYS STATE MODEL AND SERIAL NO. OF MACHINE**



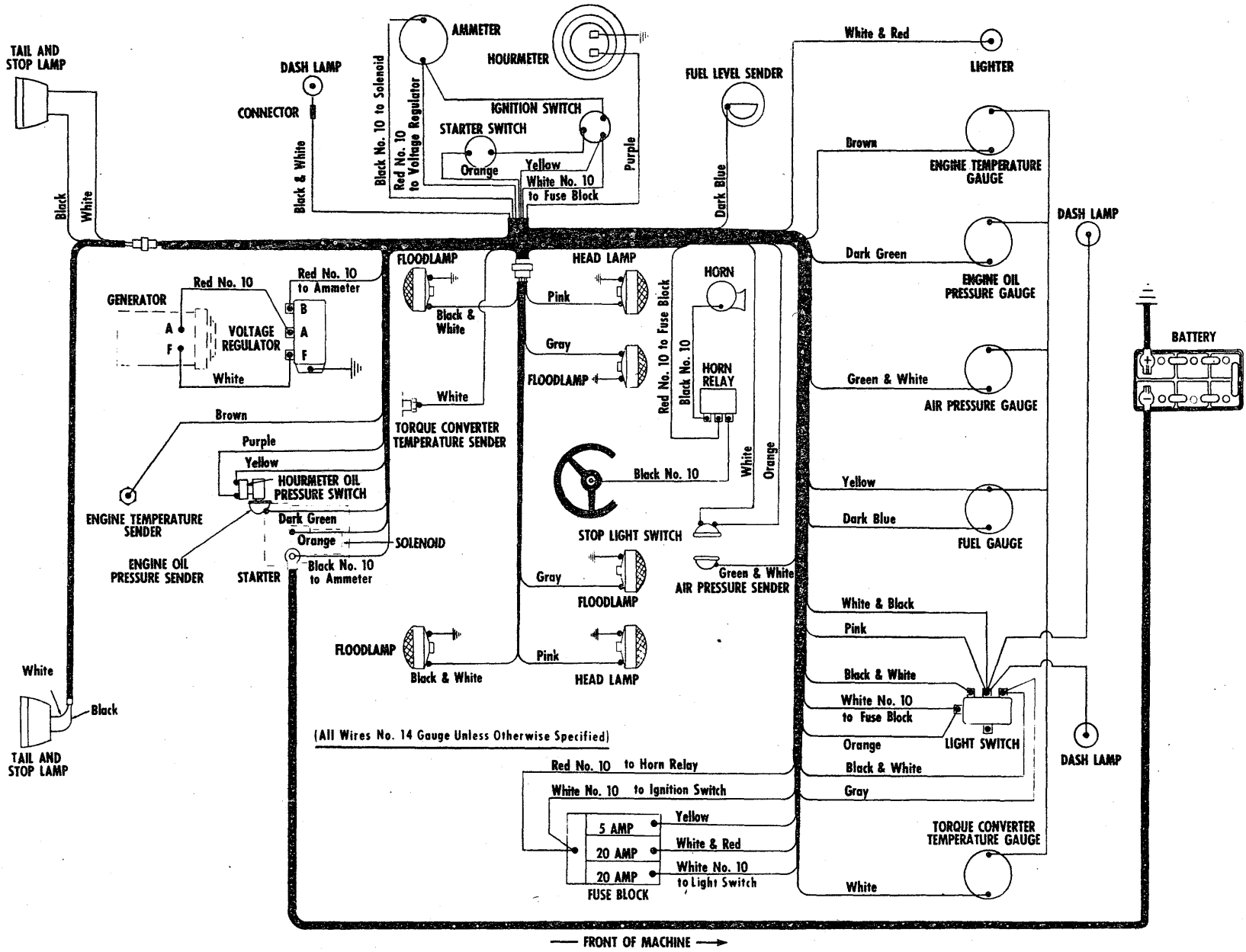
WIRING DIAGRAM - VOIVO - LEYLAND

FRONT OF MACHINE →

6312-78 GM/No.

78 GM

85 A



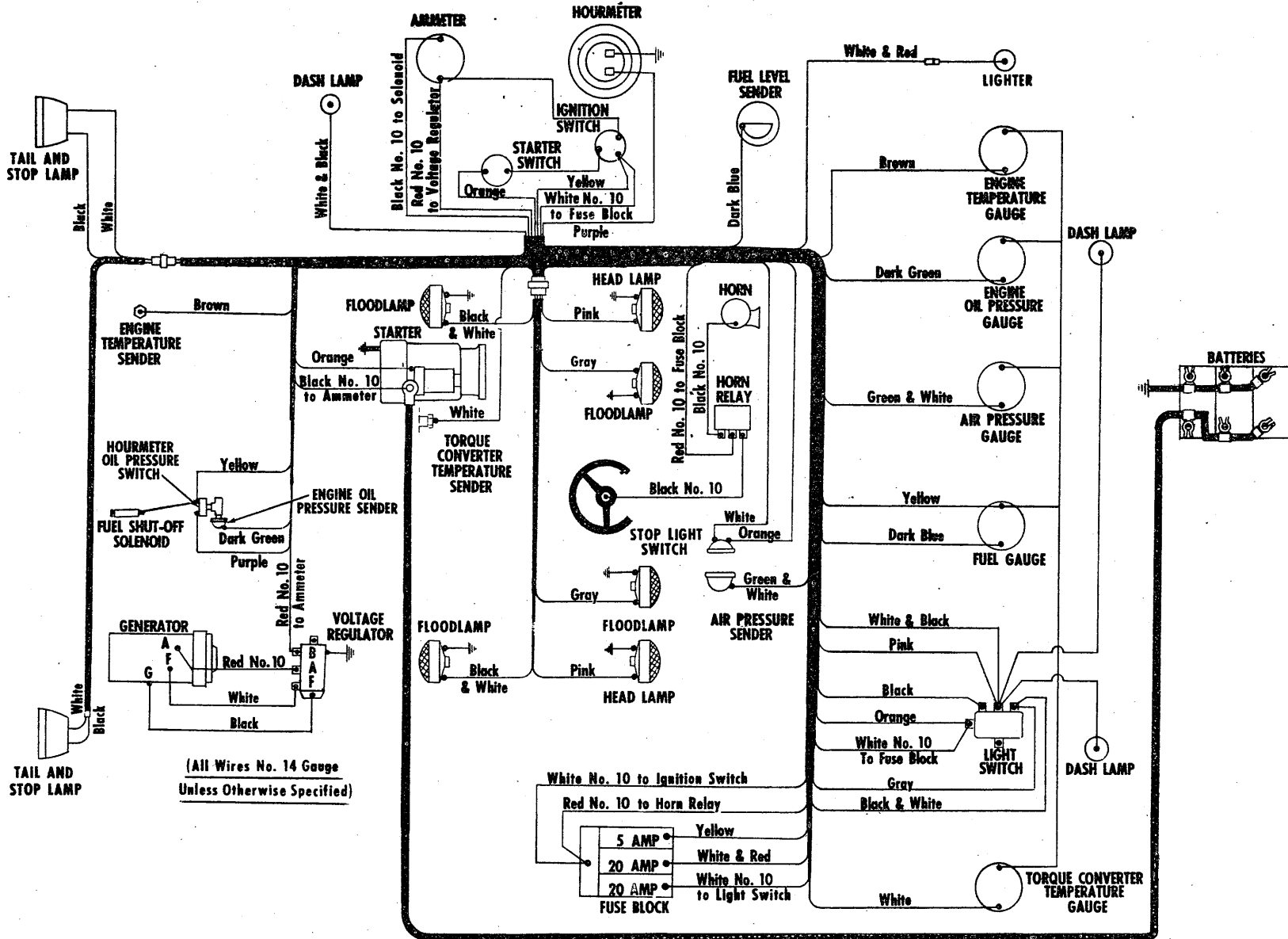
WIRING DIAGRAM (G.M.)

TS-3201-P

CLARK EQUIPMENT

LA BRUGEOISE ET NIVELLES S.A. - BELGIUM

ANCHIESSA

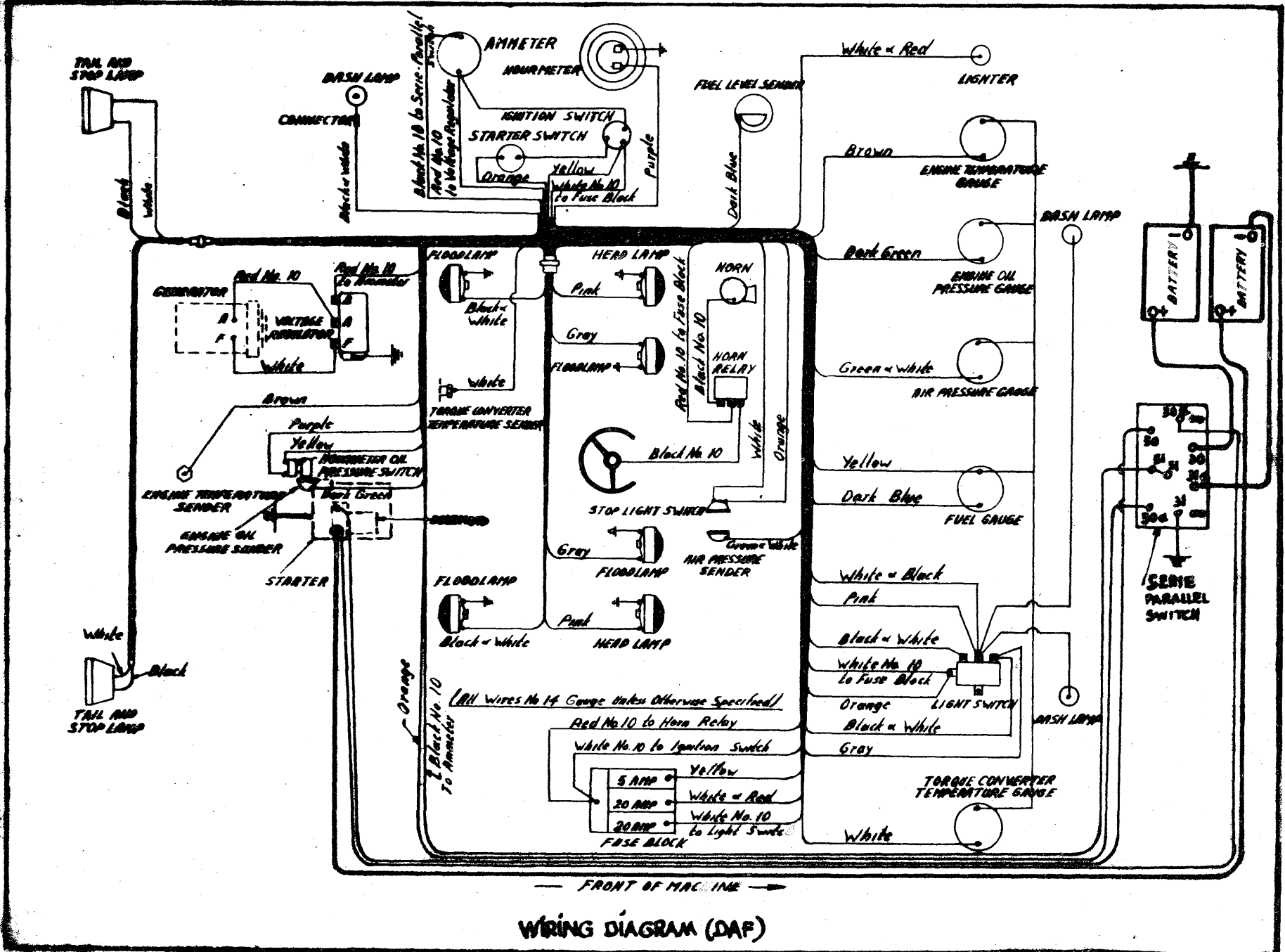


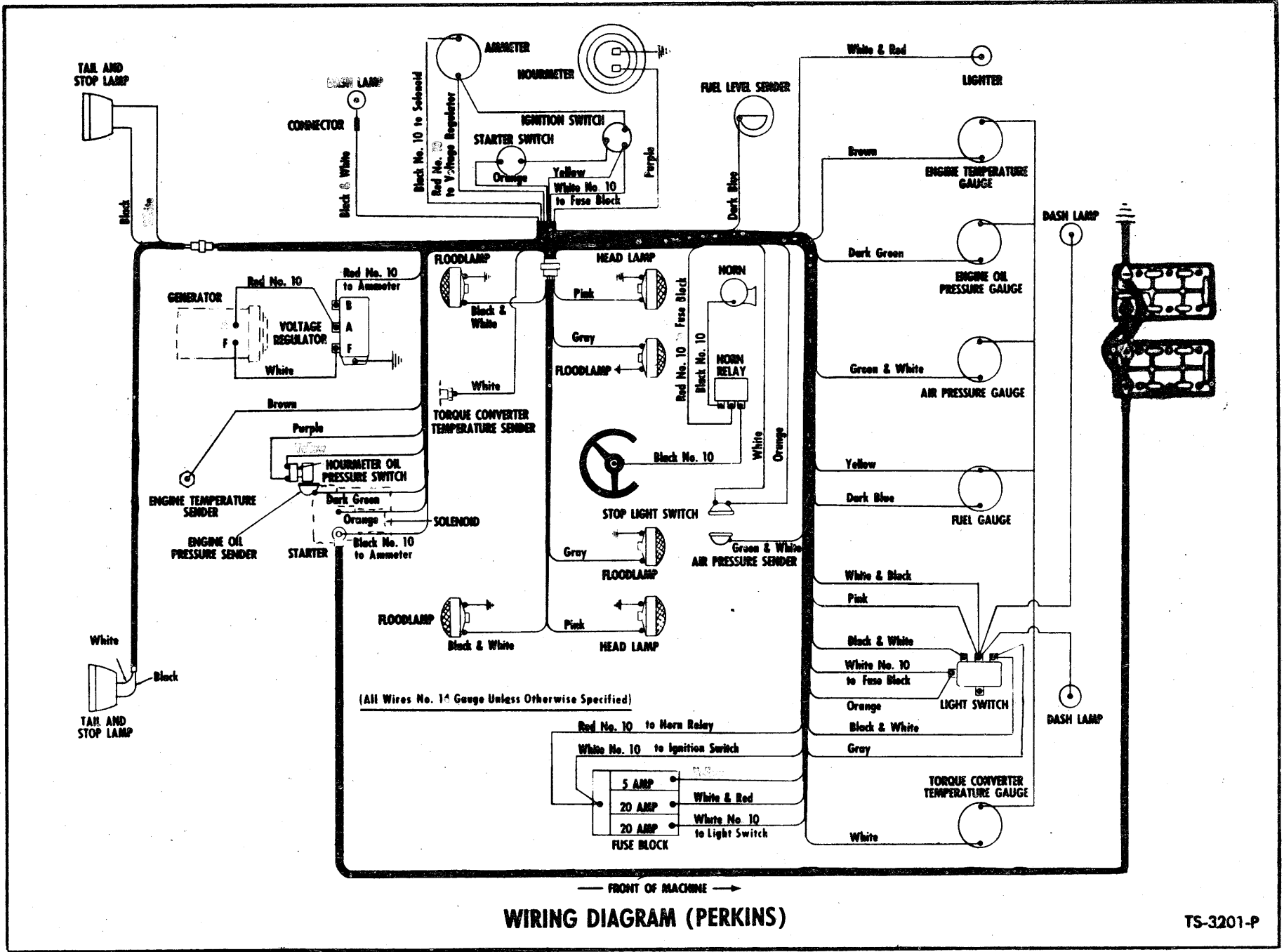
(All Wires No. 14 Gauge Unless Otherwise Specified)

— FRONT OF MACHINE —>

WIRING DIAGRAM (CUMMINS)

TS-3317-P





**WIRING AND BATTERY CABLES — CUMMINS**

Item No.	Part No.	Description	No. Req'd.	Item No.	Part No.	Description	No. Req'd.
1	548426	HARNESS, Main Wiring	1	7	551879	WIRE, Voltage Regulator Ground	1
2	541657	HARNESS, Tail Light Wiring	1	8	548322	HARNESS, Generator to Regulator Wiring	1
3	541659	HARNESS, Cab Wiring	1	9	588236	CABLE, Solenoid to Battery	1
4	550745	WIRE, Cab Light Ground	6	10	587972	CABLE, Battery Ground	1
5	557438	WIRE, Horn Relay to Horn	1	11	581063	CABLE, Generator Ground	1
6	543341	WIRE, Horn Relay to Horn Switch	1				

**WIRING AND BATTERY CABLES — G.M.**

Item No.	Part No.	Description	No. Req'd.	Item No.	Part No.	Description	No. Req'd.
12	541656	HARNESS, Main Wiring	1	17	557438	WIRE, Horn Relay to Horn	1
13	541657	HARNESS, Tail Light Wiring	1	18	551879	WIRE, Voltage Regulator Ground	1
14	541659	HARNESS, Cab Wiring	1	19	543341	WIRE, Horn Relay to Horn Switch	1
15	541509	HARNESS, Generator to Regulator Wiring	1	20	541658	CABLE, Solenoid to Battery	1
16	550745	WIRE Cab Light Ground	6	21	648577	CABLE, Battery Ground	1

**WIRING AND BATTERY CABLES — LEYLAND**

Item No.	Part No.	Description	No. Req'd.	Item No.	Part No.	Description	No. Req'd.
12	BN125370	HARNESS, Main Wiring	1	22	BN125494	BATTERY CABLE, Batteries connection in series	1
13	541657	HARNESS, Tail Light Wiring	1	23	BN125083	WIRE ASSY — Fuse Block to Hourmeter Pressure Switch	1
14	BN127450	HARNESS, Cab Wiring	1	24	BN125084	WIRE ASSY - Voltage Relay to Fuse Block	1
15	BN125389	HARNESS, Generator to Regulator Wiring	1	25	BN125084	WIRE ASSY — Voltage Relay to Ground	1
16	550745	WIRE, Cab Light Ground	6	26	BN125085	WIRE ASSY — Voltage Relay to Battery Connection Cable	1
17	557438	WIRE, Horn Relay to Horn	1	27	BN125011	VOLTAGE RELAY (24 V to 12 V)	1
19	543341	WIRE, Horn Relay to Horn Switch	1	28	BN127469	WIRE Fuse Block to 12V Relay	1
20	541658	CABLE, Solenoid to Battery	1	29	550848	GROUND STRAP, Starter to Ground	1
21	648577	CABLE, Battery Ground	1				

**WIRING AND BATTERY CABLES — VOLVO**

Item No.	Part No.	Description	No. Req'd.	Item No.	Part No.	Description	No. Req'd.
12	BN125637	HARNESS, Main Wiring	1	22	RN125494	BATTERY, Cable (Batteries Connection)	1
13	541657	HARNESS, Tail Light Wiring	1	23	BN125632	WIRE ASSY — Fuse Block to Hourmeter Pressure Switch	1
14	541659	HARNESS, Cab Wiring	1	24	BN125084	WIRE ASSY - Voltage Relay to Fuse Block	1
15	BN125633	HARNESS, Generator to Regulator Wiring	1	25	BN125084	WIRE ASSY — Voltage Relay to Ground	1
16	550745	WIRE, Cab Light Ground	6	26	BN125085	WIRE ASSY — Voltage Relay to Battery Connection Cable	1
17	557438	WIRE, Horn Relay to Horn	1	27	BN125011	VOLTAGE RELAY (24 V to 12 V)	1
19	543341	WIRE, Horn Relay to Horn Switch	1				
20	541658	CABLE, Solenoid to Battery	1				
21	648577	CABLE, Battery Ground	1				

**WIRING AND BATTERY CABLES — PERKINS**

Item No.	Part No.	Description	No. Req'd.	Item No.	Part No.	Description	No. Req'd.
12	BN126524	HARNESS, Main Wiring	1	17	524522	WIRE, Horn Relay to Horn	1
13	541657	HARNESS, Tail Light Wiring	1	19	543341	WIRE, Horn Relay to Horn Switch	1
14	541659	HARNESS, Cab Wiring	1	18	—	Not Used	—
15	BN126529	HARNESS, Generator to Regulator Wiring	1	20	BN126593	CABLE, Solenoid to Battery	1
16	550745	WIRE, Cab Light Ground	6	21	BN126594	CABLE, Battery to Ground	1
				22	593231	GROUND STRAP, Starter to Ground	1

**WIRING AND BATTERY CABLES — DAF**

Item No.	Part No.	Description	No. Req'd.	Item No.	Part No.	Description	No. Req'd.
12	BN124327	HARNESS, Main Wiring	1	21	BN124368	CABLE, Battery to Post 31a - Serie parallel Switch	1
13	541657	HARNESS, Tail Light Wiring	1	22	BN124371	CABLE, Battery to Post 30 - Serie parallel Switch	1
14	541659	HARNESS, Cab Wiring	1	23	BN124755	GROUND CABLE, Battery	1
15	541509	HARNESS, Generator to Regulator Wiring	1	24	BN124756	GROUND CABLE, Starter	1
16	550745	WIRE, Cab Light Ground	6	25	BN124760	WIRE, oPst 50 - Serie parallel Switch to Solenoid	1
17	557438	WIRE, Horn Relay to Horn	1	26	BN124761	WIRE, Post 31 - To Ground	1
18	551879	WIRE, Voltage Regulator Ground	1	27	BN124764	WIRE, Post 30a - Serie parallel Switch to Solenoid	1
19	543341	WIRE, Horn Relay to Horn Switch	1				
20	BN124370	CABLE, Solenoid to Battery	1				

**WHEN ORDERING PARTS, ALWAYS STATE MODEL AND SERIAL NO. OF MACHINE**

**FUSES**

Item No.	Part No.	Description	No. Req'd.	Item No.	Part No.	Description	No. Req'd.
31	611074	FUSE - 20 Amp.	2	32	542321	FUSE - 5 Amp.	1

**TOOLS**

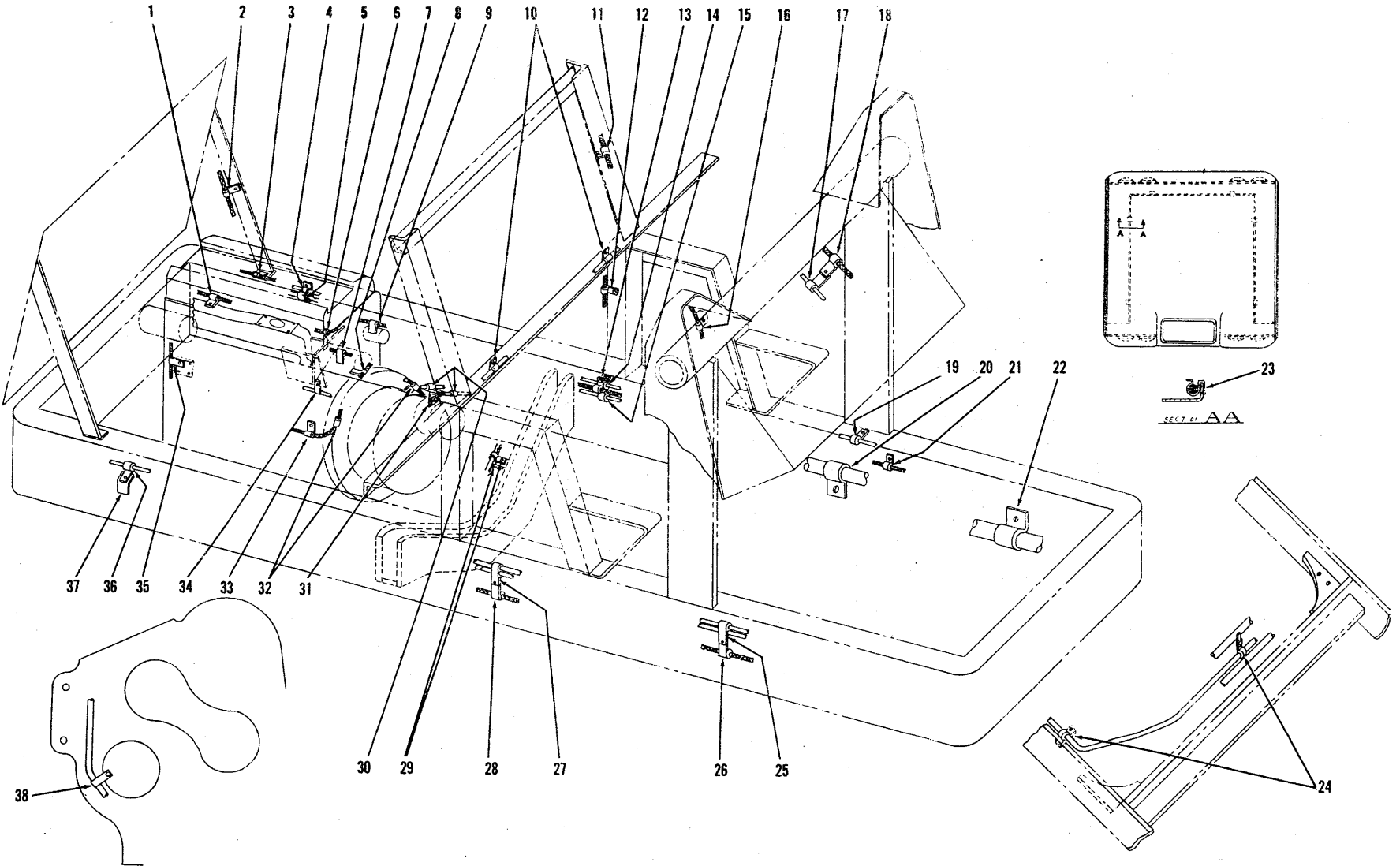
Item No.	Part No.	Description	No. Req'd.	Item No.	Part No.	Description	No. Req'd.
33	553412	WRENCH, Wheel	1	37		RING, Packing Compressor	
34	552164	HANDLE, Wheel Wrench	1	37A	953068	For Boom & Bucket Cylinders	1
35	552172	WRENCH, Hub Bearing - 3 3/4" Hex	1	37B	526643	For Steering Cylinder	1
36	552170	WRENCH, Hub Bearing - 3 1/4" Hex	1	38		SLEEVE, Piston Rod Wiper Taper	
36A	552165	Hammer		38A	953066	For Boom & Bucket Cylinders	1
36B	552166	Pliers		38B	530822	For Steering Cylinder	1
36C	552167	Screw Drive					
36D	518897	Grease Gun					
36E	552171	Tool Bag					

**DECALS**

Item No.	Part No.	Description	No. Req'd.	Item No.	Part No.	Description	No. Req'd.
39	945101	DECAL KIT (Inc. 42 thru 47)	1	44	547814	DECAL, Model	2
40	538250	PLATE, Range Shift	1	45	538258	DECAL, Starter	1
41	6C-605	SCREW, Shift Plate Drive	4	46	538256	DECAL, Drain	1
42	547852	DECAL, Michigan	2	47	547794	DECAL, Safety Warning	1
43	547851	DECAL, Clark Equipment	2	48	549096	Pointer Decal	2

**WHEN ORDERING PARTS, ALWAYS STATE MODEL AND SERIAL NO. OF MACHINE**





CLIP CHART — CUMMINS

TS-3323-P

6312 — 80 C/Mo

0180 C

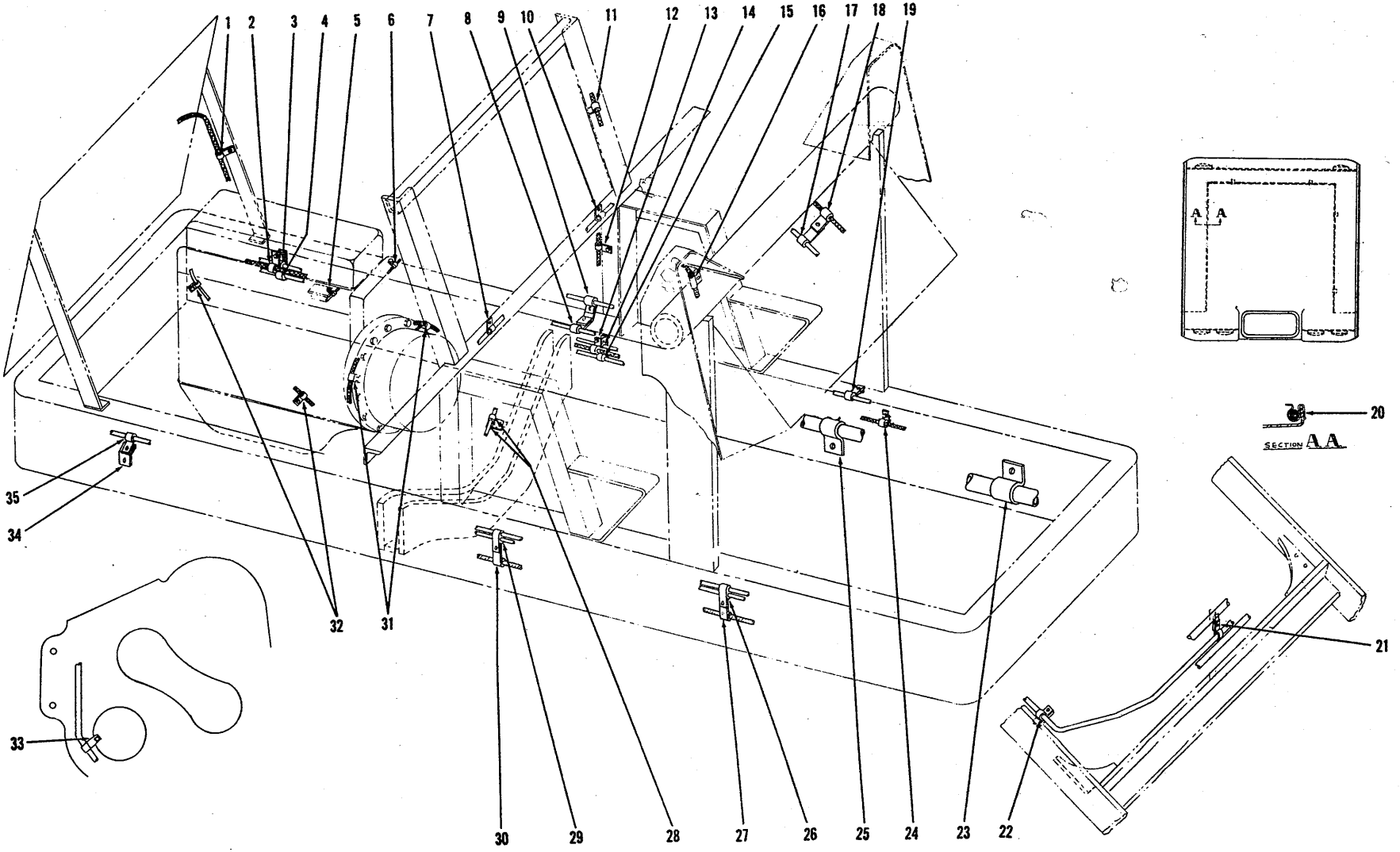
34485A



## CLIP DIAGRAM - CUMMINS

Item No.	Part No.	Description	No. Req'd.	Item No.	Part No.	Description	No. Req'd.
1	30H-27	CLIP, Generator Harness	1	20	533482	CLIP, Suction Tube—Main Hydraulic Line	1
1A	17C-612	†BOLT, Clip to Engine	1	20A	533483	†PAD, Rubber Strap—Suction Tube	1
1B	4E-06	†LKWSHR, Clip to Engine	1	21	30H-38	CLIP, Wiring Harness	1
2	30H-16	CLIP, Wiring Harness	1	21A	18C-628	†BOLT, Clip to Frame	1
2A	18C-618	†BOLT, Clip to Frame	1	21B	18D-06	†NUT, Clip to Frame	1
2B	18D-06	†NUT, Clip to Frame	1	22	533482	CLIP, Suction Tube—Main Hydraulic Line	1
3	6H-6	CLIP, Wiring Harness	1	22A	533483	†PAD, Rubber Strap—Suction Tube	1
4	30H-42	CLIP, Cooler Line	1	22B	18C-828	†BOLT, Clip & Pad to Frame	1
4A	18D-06	†NUT, Clip to Frame	1	22C	18D-08	†NUT, Clip & Pad to Frame	1
5	531088	CLIP, Air Brake Line	1	23	541988	CLIP, Cab Harness	6
5A	18C-628	†BOLT, Clips to Frame	1	24	30H-35	CLIP, Bucket Leveler Pipe	2
6	548454	CLIP, Generator Harness	1	24A	18C-616	†BOLT, Clip to Bracket	2
6A	18C-408	†BOLT, Generator Harness Clip	1	24B	18D-06	†NUT, Clip to Bracket	2
6B	18D-04	†NUT, Generator Harness Clip	1	25	31H-34	CLIP, Steering Pipes	1
7	30H-14	CLIP, Wiring Harness	1	25A	18C-628	†BOLT, Clips to Frame	1
8	30H-46	CLIP, Battery Cable	1	25B	18D-06	†NUT, Clips to Frame	1
8A	17C-614	†BOLT, Battery Cable Clip	1	26	30H-46	CLIP, Battery Cable	1
8B	4E-06	†LKWSHR, Battery Cable Clip	1	27	31H-34	CLIP, Steering Pipes	1
9	30H-46	CLIP, Battery Cable	1	27A	18C-628	†BOLT, Clips to Frame	1
9A	17C-614	†BOLT, Clip to Converter	1	27B	18D-06	†NUT, Clips to Frame	1
9B	4E-06	†LKWSHR, Clip to Converter	1	28	30H-46	CLIP, Battery Cable	1
10	30H-16	CLIP, Brake Line	2	29	30H-38	CLIP, Steering Pipe	2
10A	18C-616	†BOLT, Clip to Seat Support	2	29A	18C-624	†BOLT, Clips to Frame	1
10B	18D-06	†NUT, Clip to Seat Support	2	29B	18D-06	†NUT, Clips to Frame	1
11	30H-27	CLIP, Wiring Harness	1	30	30H-49	CLIP, Fuel Hose	2
11A	18C-616	†BOLT, Clip to Seat Support	1	30A	18C-614	†BOLT, Clips to Bracket	1
11B	18D-06	†NUT, Clip to Seat Support	1	30B	18D-06	†NUT, Clips to Bracket	1
12	30H-27	CLIP, Wiring Harness	1	31	548455	BRACKET, Clip Mounting	1
13	30H-38	CLIP, Wiring Harness	1	32	30H-35	CLIP, Wiring Harness	2
13A	18D-06	†NUT, Clip Mounting	1	33	30H-35	CLIP, Wiring Harness	1
14	30H-16	CLIP, Brake Line	1	33A	17C-614	†BOLT, Clip to Engine	1
14A	18D-06	†NUT, Clips to Frame	1	33B	4E-06	†LKWSHR, Clip to Engine	1
15	531088	CLIP, Brake Line	1	34	30H-49	CLIP, Fuel Hose	1
16	30H-38	CLIP, Bucket Leveler Hose	1	35	30H-12	CLIP, Water Temperature Sender	1
16A	18C-616	†BOLT, Clip to Pivot Tube	1	35A	17C-612	†BOLT, Clip to Engine	1
16B	4E-06	†LKWSHR, Clip to Pivot Tube	1	35B	4E-06	†LKWSHR, Clip to Engine	1
17	30H-38	CLIP, Clutch Pressure Hose	1	36	30H-42	CLIP, Cooler Line	1
18	30H-38	CLIP, Wiring Harness	1	36A	18C-612	†BOLT, Clip to Bracket	1
18A	18C-616	†BOLT, Wiring Harness Clip	1	36B	18D-06	†NUT, Clip to Bracket	1
18B	18D-06	†NUT, Wiring Harness Clip	1	37	537869	BRACKET, Clip Mounting	1
19	6H-18	CLIP, Steering Pipe	1	37A	18C-624	†BOLT, Bracket to Frame	1
19A	616783	†SPACER, Clip to Frame	1	37B	18D-06	†NUT, Bracket to Frame	1
19B	18C-624	†BOLT, Clip & Spacer to Frame	1	38	30H-43	CLIP, Transmission Dipstick Tube	1
19C	18D-06	†NUT, Clip & Spacer to Frame	1				

†Not Illustrated



CLIP CHART - G.M.

TS-2943-P

63121 - 81 GM/Mo

81GM

85 A

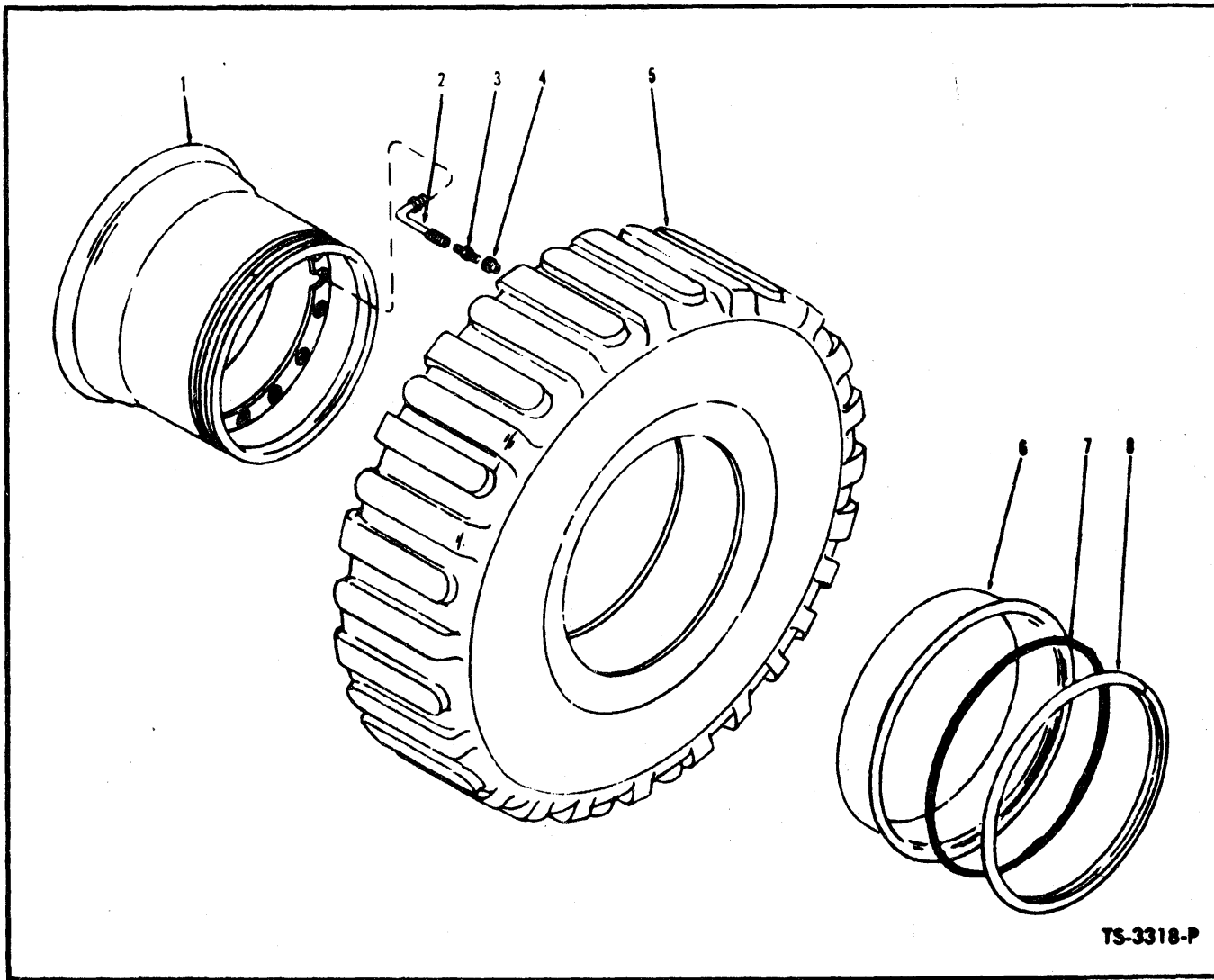


CLIP DIAGRAM - G.M.

Item No.	Part No.	Description	No. Req'd.	Item No.	Part No.	Description	No. Req'd.
1	30H-16	CLIP, Wiring Harness	1	19A	616783	†SPACER, Clip to Frame	1
1A	18C-618	†BOLT, Clip to Frame	1	19B	18C-624	†BOLT, Clip to Frame	1
1B	18D-06	†NUT, Clip to Frame	1	19C	18D-06	†NUT, Clip to Frame	1
2	30H-16	CLIP, Wiring Harness	1	20	541988	CLIP, Cab Wiring Harness	6
2A	18D-06	†NUT, Clip to Frame	1	21	30H-35	CLIP, Bucket Leveler Pipe	1
3	30H-42	CLIP, Cooler Line	1	21A	18C-616	†BOLT, Clip to Frame	1
3A	18D-06	†NUT, Clip to Frame	1	21B	18D-06	†NUT, Clip to Frame	1
4	531088	CLIP, Air Brake Line	1	22	30H-35	CLIP, Bucket Leveler Pipe	1
4A	18C-636	†BOLT, Clip to Frame	1	22A	18C-616	†BOLT, Clip to Frame	1
5	30H-10	CLIP, Engine Stop Cable	1	22B	18D-06	†NUT, Clip to Frame	1
6	30H-12	CLIP, Engine Stop Cable	1	23	533482	CLIP, Suction Tube	1
6A	17C-612	†BOLT, Clip to Frame	1	23A	533483	†PAD, Rubber Strap	1
6B	4E-06	†LKWSHR, Clip to Frame	1	23B	18C-828	†BOLT, Clip to Frame	1
7	30H-16	CLIP, Brake Line	1	23C	18D-08	†NUT, Clip to Frame	1
7A	18C-616	†BOLT, Clip to Frame	1	24	30H-38	CLIP, Wiring Harness	1
7B	18D-06	†NUT, Clip to Frame	1	24A	18C-628	†BOLT, Clip to Frame	1
8	30H-20	CLIP, Fuel Line	1	24B	18D-06	†NUT, Clip to Frame	1
8A	18C-620	†BOLT, Clip to Frame	1	25	533482	CLIP, Suction Tube	1
8B	18D-06	†NUT, Clip to Frame	1	25A	533483	†PAD, Rubber Strap	1
9	541865	CLIP, Fuel Line	1	26	31H-34	CLIP, Steering Pipes	1
9A	18C-410	†BOLT, Clip to Frame	1	26A	18C-628	†BOLT, Clip to Frame	1
9B	18D-04	†NUT, Clip to Frame	1	26B	18D-06	†NUT, Clip to Frame	1
10	30H-16	CLIP, Brake Line	1	27	30H-35	CLIP, Battery Cable	1
10A	18C-616	†BOLT, Clip to Frame	1	28	30H-38	CLIP, Steering Pipes	2
10B	18D-06	†NUT, Clip to Frame	1	28A	18C-624	†BOLT, Clips to Frame	2
11	30H-27	CLIP, Wiring Harness	1	28B	18D-06	†NUT, Clips to Frame	2
11A	18C-616	†BOLT, Clip to Frame	1	29	31H-34	CLIP, Steering Pipes	1
11B	18D-06	†NUT, Clip to Frame	1	29A	18C-628	†BOLT, Clip to Frame	1
12	30H-27	CLIP, Wiring Harness	1	29B	18D-06	†NUT, Clip to Frame	1
13	30H-38	CLIP, Wiring Harness	1	30	30H-35	CLIP, Battery Cable	1
13A	18D-06	†NUT, Clip to Frame	1	31	30H-27	CLIP, Wiring Harness	2
14	531088	CLIP, Brake Line	1	32	30H-16	CLIP, Wiring Harness	2
15	30H-16	CLIP, Brake Line	1	32A	17C-612	†BOLT, Clip to Frame	2
15A	18D-06	†NUT, Clips to Frame	1	32B	4E-06	†LKWSHR, Clip to Frame	2
16	30H-38	CLIP, Bucket Leveler Hose	1	33	30H-43	CLIP, Trans. Dipstick Tube	1
16A	18C-616	†BOLT, Clip to Frame	1	34	537869	BRACKET	1
16B	4E-06	†LKWSHR, Clip to Frame	1	34A	18C-624	†BOLT, Bracket to Frame	1
17	30H-38	CLIP, Clutch Pressure Hose	1	34B	18D-06	†NUT, Bracket to Frame	1
18	30H-38	CLIP, Wiring Harness	1	35	30H-42	CLIP, Cooler Line	1
18A	18C-616	†BOLT, Clips to Frame	1	35A	18C-612	†BOLT, Clip to Bracket	1
18B	18D-06	†NUT, Clips to Frame	1	35B	18D-06	†NUT, Clip to Bracket	1
19	6H-18	CLIP, Steering Pipe	1				

†Not Illustrated

WHEN ORDERING PARTS, ALWAYS STATE MODEL AND SERIAL NO. OF MACHINE

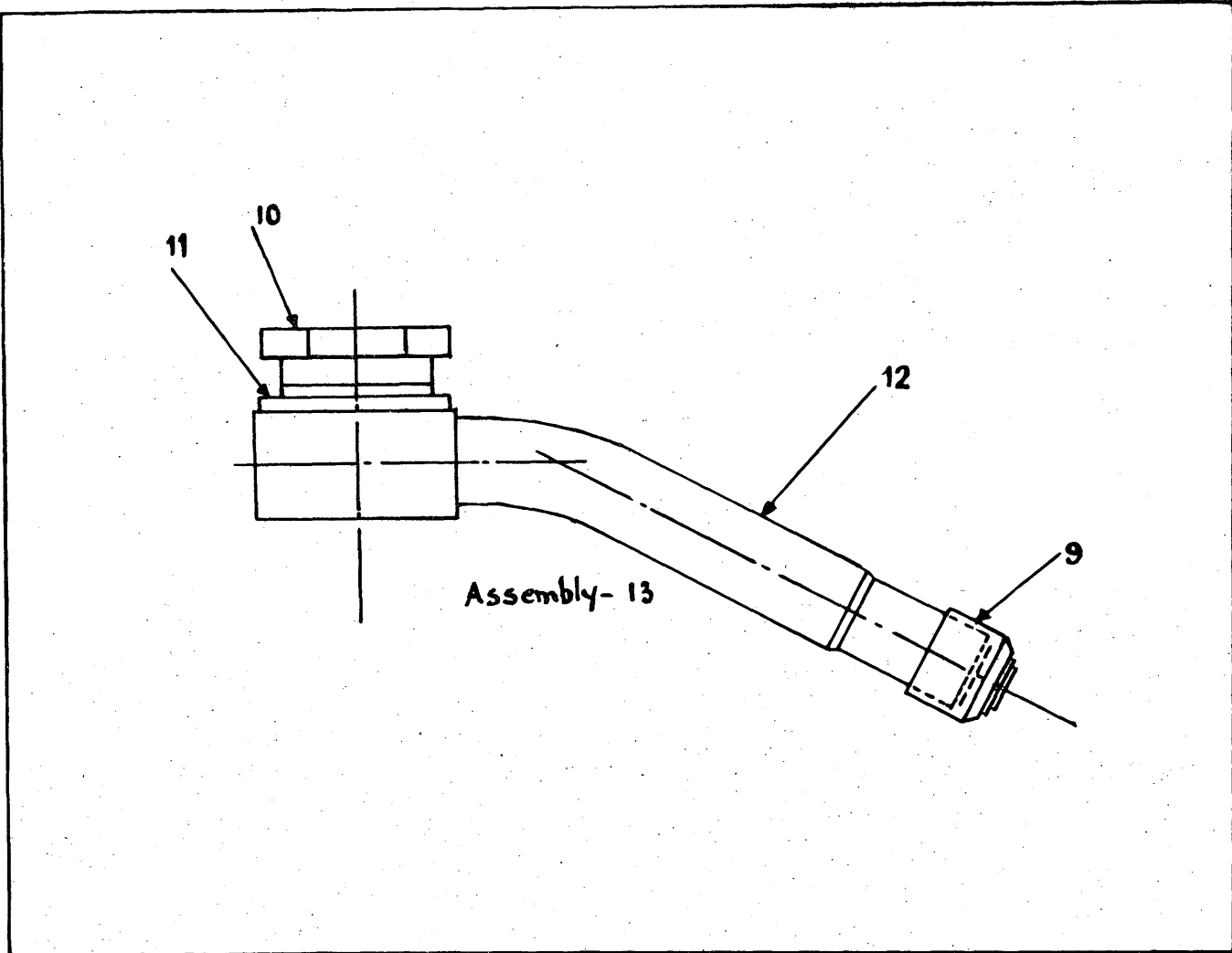


**WHEEL AND TIRE**

Item No.	Part No.	Description	No. Req'd.
	<u>14:00 x 24</u>	<u>17.5 x 25</u>	
1	532253	545957 WHEEL .....	4
2	517963	509445 STEM, Valve (Inc. 3, 4) .....	4
3	551684	551684 ADAPTER, Valve Stem .....	4
4	551685	551685 CAP, Valve .....	4
5	---	---	4
6	941326	112461 FLANGE .....	4
7	941329	112462 "O" RING .....	4
8	941325	112460 LOCK RING .....	4

§Not Sold Separately

**WHEN ORDERING PARTS, ALWAYS STATE MODEL AND SERIAL NO. OF MACHINE**



**WHEEL AND TIRE — HYDROINFLATION VALVE**

Item No.	Part No.	Description	No. Req'd.
9	531111	VALVE CAP, Water filling Stem .....	1
10	529605	LOCKNUT, Water filling Stem .....	1
11	529606	GROMMET, Water filling Stem .....	1
12	529108	STEM, Water filling Stem .....	1
13	531112	WATER FILLING STEM ASSY .....	1

85A II

NUMERICAL INDEX

Part No.	Page No.	Part No.	Page No.	Part No.	Page No.	Part No.	Page No.
1C-412	14D, 14LL, 14P	4C-414	59	12D-10	9, 11, 18	18C-616	14D, 14LL, 14C
1C-510	52	4C-714	29	12E-6	75, 76	14GM, 14P, 48C, 16LL,	
1C-512	14LL	4E-04	14D, 14P	12E-8	75	48D, 48GM, 77C, 77GM,	
1C-516	14V	4E-05	14LL, 14V, 14GM,	12E-10	11, 18, 75, 76	77LL, 77V, 77P, 77D,	
1C-610	50	48GM, 48LL, 48V, 52	12F-204	36, 38	48LL, 48V, 48P, 81C,		
1C-612	14V, 48D, 38,	4E-06	1GM, 1LL, 9, 11, 12	12H-15	7, 26	81GM	
	48C, 58	2D, 14D, 13, 14C, 13,	12H-25	4, 8, 59, 70			
1C-614	49	29, 30, 14V, 48D, 31,	13F-02	62D, 62LL, 62V,	18C-618	5, 13, 77GM,	
1C-616	14D, 29, 31	38, 40, 42, 48C, 77D,	62P, 62GM	77C, 77D, 77LL, 77V,	77P, 81C, 81GM		
1C-620	2D, 12, 14C	77LL, 49, 50, 52, 54,	13F-04	18, 22, 46	18C-620	2LL, 9, 11,	
1C-624	52	64, 66, 77V, 77P, 68,	13F-08	46, 68	14C, 14GM, 77V, 14D		
1C-626	24	75, 77C, 77GM, 81C,	13F-16	29	16D, 16GM, 18, 55,		
1C-628	30	81GM	13F-20	30	68, 77P, 16V, 77GM,		
1C-656	58	4E-07	2P, 3C, 14GM, 20,	14D-6	77D, 77LL, 77C, 81GM		
1C-718	20, 21, 22, 24	21, 22, 24, 30, 36, 38, 52	14D-10	16P, 18, 75, 76	18C-622	68	
1C-720	22, 30, 36, 38, 58	4E-08	1P, 2LL, 2V, 2P, 2C	14F-08	48D, 48V, 48P,		
1C-808	36, 38	2GM, 3C, 7, 11, 40,	30, 48C	15D-08	14C		
1C-820	30	42, 68, 73	16F-02	69	18C-624	14P, 68, 81C,	
1C-828	42	4E-09	30, 40, 42	17C-516	14GM	81GM	
1C-836	40	4E-12	50	17C-532	14GM	18C-628	34, 54, 62C,
1C-872	65	4F-04051	16D, 16LL, 16V,	17C-544	48LL, 48V, 48GM	62D, 62GM, 62LL, 62V,	
1C-888	65	16C, 16GM, 16P	4F-05062	16D, 16C, 16GM	17C-603	18	
1C-920	40	4F-05106	26, 54	17C-612	1GM, 13, 75	18C-632	3C, 68
1C-928	42	4F-08127	7, 26, 74	17C-614	81C, 81GM	18C-636	18, 18GM
1C-936	40	4F-04051	16D	17C-616	11, 12, 13, 18	18C-644	66
1C-1040	2D, 2LL, 2V	5C-612	22	17C-620	1LL, 29, 68	18C-648	59
1F-207	16D, 16LL, 16V,	5C-614	20, 21, 22	17C-716	3C, 14GM	18C-652	77D, 77LL, 77C
	16C, 16GM, 16P	5C-616	22	17C-722	38	77GM, 77V, 77P	
1F-208	24	5K-106	1GM, 1C, 1D, 1V,	17C-728	38	18C-716	16C, 52
1F-308	16D, 16LL, 16GM	11L, 1P	5K-410	48D, 48V, 48C	17C-820	2C	
1F-310	16D, 16GM	5K-414	62C	5K-416	62C	18C-720	2P
1F-312	26, 46, 53, 54	5K-432	58	5K-612	3C	18C-816	31
1F-316	16D, 16LL, 16V,	5K-628	3C	5K-832	34	18C-820	1P, 2P, 7, 11
	16C, 16GM, 16P	6C-403	55	6C-605	79A	18C-824	12
1F-320	46	6E-06	24	6H-6	81C	18C-828	2GM, 5, 15D,
1F-412	26	6H-18	81C, 81GM	6H-18	81C, 81GM	15LL, 15V, 15P, 81C,	
1F-414	7, 11, 16C, 74	6K-12	62D, 62LL, 62V,	6K-12	62C, 62GM, 62P	81GM	
1F-424	20, 30, 59	7D-05	77D, 77LL, 77V,	7E-03	7, 8, 30, 70, 71	18C-832	2D, 2LL, 2P, 2C,
1F-428	42	7G-408	14D	7G-408	14D	2GM, 18	
1F-432	22, 60	7G-410	14V	7G-418	5	18C-836	2P, 56, 64
1F-732	40	7H-13	16LL, 16V, 16P	8D-04	16D, 16LL, 15V,	18C-844	7, 26
1F-856	70, 71	8D-05	16C, 16GM, 15P	8D-05	16C, 16GM, 44, 63	18C-856	4
1M-18030	15C	8D-06	27, 29, 44, 77C	8D-06	27, 29, 44, 77C	18C-864	8, 73
1D-04	14D, 14LL, 14V,	8D-07	30, 53	8D-07	30, 53	18C-868	7, 26, 74
	14P	8D-08	7, 26, 74	8D-08	7, 26, 74	18C-872	4, 7
1D-05	14LL, 14V	8D-10	48D, 48LL, 48V,	8D-10	48D, 48LL, 48V,	18C-880	4
1D-10	2D, 14D, 14V	48C, 48GM, 48P	8D-12	55	18C-884	22	
1D-16	2LL, 2V	8D-14	42	8D-14	42	18C-1052	2C
1E-04	14V	8D-18	40	8D-18	40	18C-1072	7
2D-06	40	10F-02	52	10F-02	52	18C-1080	4, 7
2D-07	38	10H-25	4, 38, 44, 60, 74	10H-25	4, 38, 44, 60, 74	18C-1088	70, 71
2D-08	36	10H-35	7, 44, 59, 71	10H-35	7, 44, 59, 71	18D-04	14P, 9, 16C, 16GM
2D-09	38	10J-06	20, 21	10J-06	20, 21	16D, 16P, 16LL, 27, 55	
2D-10	36	10J-09	58	10J-09	58	56, 77C, 77GM, 77P,	
2D-12	50	10J-12	22, 24, 43, 55	10J-12	22, 24, 43, 55	16V, 77D, 77LL, 77V,	
2D-14	49	11F-04	36, 38	11F-04	36, 38	81C, 81GM	
2E-06	40, 58	11F-12	36, 38	11F-12	36, 38	18D-05	1GM, 1C, 3C, 11,
2E-14	49	12D-08	75	12D-08	75	12, 48D, 48LL, 27, 46,	
2J-4200	16D, 16LL, 16V,					48C, 48GM, 48V, 48P,	
	16C, 16GM, 16P					62D, 62LL, 62GM, 62V,	
2J-5204	16D, 16C, 16GM					62P, 54	
2J-8300	7, 26, 74					18D-06	2LL, 14D, 3C, 5,
3C-614	40, 42					9, 11, 14P, 15D, 13, 14C,	
3C-616	30					14GM, 15C, 15LL, 15V,	
3C-818	70, 71					15GM, 16GM, 18, 34,	
3E-07	58					15P, 16D, 48C, 48GM,	
3E-08	36, 38					56, 16LL, 16V, 62C,	
3E-18	58					62GM, 62D, 62LL, 62V,	
3G-1003	58					62P, 66, 68, 48LL, 48D,	
3G-1008	16D, 16LL, 9,					48V, 48P, 75, 77C, 77V	
	16GM, 16P, 18					77D, 77LL, 77P, 77GM,	
3H-1216	50					8181C, 81GM	
						18D-06R	14LL
						18D-07	16C
						18D-08	2P, 2GM, 4, 7, 8,

# LA BRUGEOISE ET NIVELLES S. A. BELGIUM

Part No.	Page No.
11, 12, 18, 26, 56, 64, 65, 74, 81C, 81GM	
1.D-10 ..... 2C, 4, 7, 22 56, 70, 71	
18D-12 ..... 56	
18F-4 ..... 48D, 48V, 48C	
18F-6 ..... 1GM, 1D, 1LL, 1V, 1P, 1C	
18G-606 ..... 75, 76	
18K-7 ..... 62C	
19F-1 ..... 48P	
19F-2 ..... 17P	
19F-4 ..... 48V	
19F-5 ..... 17D	
19K-7 ..... 62C	
20E-04 ..... 5	
20G-608 ..... 13	
22F-4 ..... 58	
23F-5 ..... 3C	
23H-1008 ..... 49	
24C-1244 ..... 56	
24C-1252 ..... 38	
24C-1280 ..... 5	
24C-1688 ..... 5	
24C-16160 ..... 36	
24F-5 ..... 3C	
24K-7 ..... 62C	
25F-1 ..... 48LL, 62D, 62LL, 62V, 62P, 48GM, 62GM	
25F-2 ..... 3C	
25F-6 ..... 34	
25K-20018 ..... 63	
25K-30012 ..... 53	
25K-30014 ..... 24	
25K-30016 ..... 24	
25K-30018 ..... 31	
25K-30020 ..... 55	
25K-30022 ..... 69	
25K-40104 ..... 29,31	
25K-40108 ..... 58	
25K-40110 ..... 68	
25K-40112 ..... 30	
25K-40128 ..... 68	
25K-40208 ..... 59, 68	
25K-40224 ..... 58	
25K-40428 ..... 18, 64	
25K-40512 ..... 30	
25K-40616 ..... 30	
25K-60120 ..... 70, 71	
25K-80516 ..... 70, 71	
26F-1 ..... 48D, 48C	
26F-2 ..... 17D, 3C, 17GM, 34	
26F-4 ..... 48D, 48LL, 48C, 48GM, 48V, 48P	
28H-16130 ..... 59	
28H-16310 ..... 70, 71	
30F-1 ..... 34	
30H-10 ..... 81GM	
30H-12 ..... 81C, 81GM	
30H-14 ..... 81C	
30H-16 ..... 81C, 81GM	
30H-20 ..... 81GM	
30H127 ..... 81C, 81GM	
30H-35 ..... 81C, 81GM	
30H-38 ..... 81C, 81GM	
30H-42 ..... 81C, 81GM	
30H-43 ..... 81C, 81GM	
30H-46 ..... 81C	
30H-49 ..... 81C	
31F-1 ..... 1D, 48D, 48LL, 48C, 48GM, 48V, 48P	
31F-2 ..... 66	
31F-3 ..... 48D, 48LL, 48V, 48C, 48GM, 48P	
31F-4 ..... 48LL, 48V, 48GM	

Part No.	Page No.
31F-5 ..... 62D, 62LL, 62V, 62GM, 62P, 3C	
31F-6 ..... 34	
31H-34 ..... 81C, 81GM	
32F-5 ..... 3C	
33F-2 ..... 3C	
33F-3 ..... 34	
33G-514 ..... 63	
36F-2 ..... 66	
36F-4 ..... 1D, 36D, 48C	
36F-5 ..... 68	
36F-6 ..... 34, 68	
38F-10 ..... 48D, 48LL, 48C, 48GM, 48P	
40K-02 ..... 24, 30, 31	
40K-04 ..... 34	
40K-06 ..... 29	
40K-16 ..... 64	
42F-8 ..... 17C	
42F-9 ..... 48V, 17C	
42F-10 ..... 34	
47D-05 ..... 63	
62F-3 ..... 17P, 48D, 48LL, 18 48C, 48GM, 48V, 43P	
62F-5 ..... 17P, 17GM	
62F-6 ..... 17D, 17LL, 17V, 17GM	
66D-05 ..... 16D, 16GM	
66D-06 ..... 27, 32	
68D-06 ..... 59	
68D-12 ..... 5, 38	
68D-16 ..... 5, 36	
70D-08 ..... 2D, 2LL, 2P, 2C, 5, 12, 15D, 15LL, 15C, 15GM, 15V, 15P, 22, 64	
71D-08 ..... 2D, 2LL, 2P, 2C, 2GM, 5, 12, 15D, 15LL, 15V, 15P, 15C, 15GM, 22, 64	
72F-2 ..... 15D, 15C	
72F-4 ..... 48D, 48LL, 48V, 48C, 48GM, 43P	
73F-2 ..... 15LL, 15V, 15P, 15GM	
75F-4 ..... 17C	
76F-3 ..... 17D, 17LL, 17V, 17P, 17GM	
76F-9 ..... 34	
83F-8 ..... 62D, 62LL, 34, 62C, 62GM, 62V, 62P	
84F-7 ..... 62D, 62LL, 62V, 62P, 62GM	
84F-8 ..... 34	
85F-7 ..... 62C	
89F-7 ..... 62D, 62LL, 62V, 62P, 62GM	
89F-8 ..... 34	
91F-6 ..... 55, 63, 69	
100160 ..... 42	
100169 ..... 42	
100170 ..... 42	
100171 ..... 42	
100172 ..... 42	
100173 ..... 42	
100174 ..... 42	
100176 ..... 42	
100582 ..... 48D, 48LL, 48V, 48C, 48GM, 48P	
100864 ..... 50	
100867 ..... 49, 50	
100872 ..... 50	
100878 ..... 50	
100937 ..... 42	
100940 ..... 42	
100941 ..... 40, 42	

Part No.	Page No.
100945 ..... 42	
100949 ..... 20, 22	
100950 ..... 42	
100951 ..... 42	
100953 ..... 42	
100954 ..... 42	
100965 ..... 38	
100966 ..... 38	
100967 ..... 38	
100970 ..... 36, 38	
101144 ..... 40	
101196 ..... 40	
101210 ..... 40	
101226 ..... 40	
101227 ..... 40	
101241 ..... 40	
101243 ..... 40	
101245 ..... 40	
101252 ..... 40	
101254 ..... 40	
101257 ..... 40	
101258 ..... 40	
101259 ..... 40	
101262 ..... 40	
101263 ..... 40	
101272 ..... 36	
101273 ..... 36	
101274 ..... 36	
101332 ..... 50	
102322 ..... 50	
102745 ..... 30	
103076 ..... 36, 38	
103216 ..... 38	
103445 ..... 36, 38	
103522 ..... 36, 38	
104167 ..... 40	
104168 ..... 40	
104182 ..... 42	
104412 ..... 36, 38	
104549 ..... 38	
104942 ..... 24, 34	
106058 ..... 38	
105059 ..... 36, 38	
105050 ..... 36	
106076 ..... 42	
106081 ..... 42	
106099 ..... 38	
106115 ..... 38	
106119 ..... 38	
106120 ..... 38	
160121 ..... 38	
106123 ..... 38	
106124 ..... 38	
106125 ..... 38	
106127 ..... 38	
105128 ..... 38	
106129 ..... 38	
106130 ..... 38	
106131 ..... 38	
106132 ..... 38	
106133 ..... 38	
106134 ..... 38	
106135 ..... 38	
106136 ..... 38	
106137 ..... 45	
106138 ..... 45	
105216 ..... 50	
106247 ..... 36	
106268 ..... 45	
106313 ..... 38	
105319 ..... 38	
106320 ..... 38	
106321 ..... 38	
106322 ..... 38	
105345 ..... 43	

Part No.	Page No.
106347 ..... 43	
106349 ..... 43	
105350 ..... 43	
105351 ..... 43	
105352 ..... 43	
106373 ..... 50	
106455 ..... 36	
106539 ..... 38	
106556 ..... 36, 38	
105736 ..... 36	
106752 ..... 36, 38	
105765 ..... 50	
106820 ..... 38	
106821 ..... 38	
106879 ..... 38	
106880 ..... 36, 38	
106969 ..... 50	
106970 ..... 50	
106998 ..... 38	
107014 ..... 50	
107256 ..... 36, 38	
107261 ..... 40	
107608 ..... 38	
108432 ..... 38	
109050 ..... 36	
109055 ..... 36	
109088 ..... 43	
109567 ..... 50	
109871 ..... 38	
109872 ..... 38	
110712 ..... 38	
110843 ..... 40	
110847 ..... 40	
110897 ..... 40	
110922 ..... 50	
110933 ..... 50	
111344 ..... 40	
111347 ..... 40	
111348 ..... 40	
111656 ..... 38, 42	
111658 ..... 40	
111719 ..... 38	
111720 ..... 42	
111805 ..... 38	
112044 ..... 38	
112045 ..... 38	
112046 ..... 38	
112047 ..... 38	
112052 ..... 49	
112055 ..... 36	
112056 ..... 40	
112060 ..... 49	
112062 ..... 49	
112063 ..... 49	
112065 ..... 49	
112068 ..... 49	
112069 ..... 49	
112070 ..... 49	
112071 ..... 49	
112073 ..... 36	
112077 ..... 35	
112078 ..... 36	
112079 ..... 40	
112080 ..... 40	
112084 ..... 40	
112085 ..... 36	
112086 ..... 36	
112090 ..... 38	
112174 ..... 45	
112245 ..... 36	
112277 ..... 38	
112278 ..... 38	
112279 ..... 42	
112281 ..... 42	
112286 ..... 36	



# LA BRUGEOISE ET NIVELLES S. A. - BELGIUM

Part No.	Page No.	Part No.	Page No.	Part No.	Page No.	Part No.	Page No.
112287	36	209435	22	220513	21		48C, 48GM
112289	40	209673	22	220514	21	509300	14GM
112350	42	209690	24	220515	21	509303	14GM
112352	42	209692	22	220669	21	509346	45
112353	42	209701	22	220673	21	509445	82
112354	42	209702	22	220725	29	509711	14GM
112355	42	209703	22	220934	20	510452	48LL, 48V, 48GM
112356	42	209874	24	220947	24	512133	17D, 17GM
112439	53	209878	24	220957	24	513122	56
112460	82	209894	24	220965	53	513873	46
112461	82	209964	55	220968	53	514424	14C
112462	82	211134	14D	220969	53	516175	16C
112924	38	214596	29	220981	31	516861	8
119926	76	214730	30	220982	31	517089	62D, 62LL, 62V, 62P, 62GM, 62P
131077	38	214920	29	220938	31	517228	75
131078	36	214921	29	221209	20, 21	517963	82
201120	22	214922	30	221401	20, 21	518233	15D, 15LL, 15C, 15GM, 15V, 15P, 64
201566	22	214923	30	221653	30	518259	46
201844	22	214924	30	221996	20, 21	518331	58
201951	20, 30	214925	30	221998	20, 21, 22	518346	58
203647	24	214928	29	222006	30	518897	79A
205928	22	214929	29	222079	30	519275	62D, 62LL, 62V, 62GM, 62P
206864	20, 22, 30	214930	29	22312	29	519901	14C, 14GM
207647	29, 30	214931	29	222318	29	522617	70, 71
207873	29	214932	30	222407	20, 21	523325	59
208760	20, 21, 22	214933	30	222409	20, 21	523543	68
208773	20, 21, 22	214934	29	222684	30	524497	48D, 48LL, 48V, 48C, 48GM, 48P
208776	20, 21, 22	214936	29	223780	22	524522	79
208777	20, 21, 22	214937	30	223867	20, 21, 22	524526	3C
208805	24, 51	214939	29, 30	223881	20, 21, 22	524530	62D, 62LL, 62V, 62P, 62GM
208809	24	214940	30	223890	65	524543	34
208810	24	214941	29	223901	30	524556	16C
208812	24	214942	30	223925	22	525293	22, 64
208820	24	214946	29, 31	223942	20, 21, 22	526159	12
208871	22	214949	29, 31	223944	24	526414	59
209313	30	214950	30	223951	21	526415	59
209339	20	214951	30	224009	30	526419	59
209340	20	214953	29, 30	224026	30	526420	59
209341	20	214954	29	224031	21	526422	59
209243	20	214955	30	224039	29	526423	59
209343	20	214956	29	224047	20, 21	526424	59
209353	21	214961	29, 32	224069	22	526643	79A
209364	20, 21	214963	65	224095	24	526767	26, 74
209365	20, 21	214969	31	224106	20, 21	526879	52
209366	20, 21	214988	30	224795	29	527095	14GM
209367	20, 21	215264	29	225408	22	527096	14GM
209369	20, 21	215502	62D, 62LL, 34, 62C, 62GM, 62V, 62P	225854	24	527350	2C
209370	21	215508	62D, 62LL, 34, 62C, 62GM, 62V, 62P	281740	20	527496	70, 71
209371	21	215644	22	282018	29	527497	70, 71
209372	21	215909	29	351131	16D, 16LL, 16GM	527812	70, 71
209374	20	216388	30	35611	48D, 48V, 48C, 17LL, 17V, 17GM,	528998	44
209375	20	216555	30	356612	52	529108	82A
209377	20	216577	20, 21	356614	48D, 48LL, 48V, 48C, 48GM	529605	82A
209379	24	216734	24	356615	48D, 48LL, 3C, 48C, 48GM	529606	82A
209382	24	216937	30	356616	48D, 48LL, 48V, 48C, 48GM	529968	7
209387	20, 21	216938	30	356617	48D, 48LL, 48C, 62C, 62GM	529970	7
209396	22	220186	20, 21, 22	356626	34	529971	7
209403	22	220363	24	361938	16D	529979	14C
209404	22	220386	21	420564	15C	530822	79A
209406	22	220388	20, 21	450072	32	531088	81C, 81GM
209407	22	220389	20, 21	498024	32	531111	82A
209409	22	220390	20	498113	32	531112	82A
209411	22	220391	20, 21	498127	32	531792	17D, 17GM
209414	22	220393	21	498128	32	531969	7
209423	22	220394	21	507068	14LL, 14C, 14GM	532118	7, 8, 70, 71
209426	22	220395	21	507069	14LL, 14C, 14GM	532125	8
209427	22	220398	20, 21, 22	507695	45	532162	8
209428	22	220468	20, 21	507729	48D, 48LL, 48V, 48C, 48GM	532184	22
209429	22	220469	20, 21	507815	48D, 48LL, 48V,	532192	58
209430	22	220471	20, 21			532197	44
209431	22	220472	20, 21				
209432	22	220473	20, 21				
209433	22	220508	21				
209434	22						

# LA BRUGEOISE ET NIVELLES S. A. - BELGIUM

Part No.	Page No.	Part No.	Page No.	Part No.	Page No.	Part No.	Page No.
53202	45	536954	11	540406	7		48C, 48GM, 48P
53203	82	536955a	9	540407	14GM	542639	66
53208	74	536959	11	540457	13	542983	13
532261	74	536999	76	540572	62D, 62LL, 62V, 62P, 62GM	543034	18
532302	7	537454	70			543298	68
532378	7, 71	537460	71	540604	34	543299	68
532391	71	537477	68	540506	34	543300	68
532396	70, 71	537586	7	540611	68	543301	68
532416	7	537591	7	540614	68	543341	79
532563	70, 71	537592	7	540643	34	543406	7
532947	59	537625	22	540547	34	543419	9
532970	59	537683	7	540649	62GM, 62D, 62LL, 62V, 62C, 62P	543575	14LL, 14C, 14GM
533228	60	537702	7			543576	14C, 14GM
533417	68	537772	8	540669	62D, 62LL, 62V, 62P, 62GM	543740	48D, 48LL, 48V, 48C, 48GM, 48P
533478	68	537802	4	540707	48D, 48LL, 48V, 48C, 48GM, 48P	543741	48D, 48LL, 48V, 48C, 48GM, 48P
533482	81C, 81GM	537823	4			543914	65
533483	81C, 81GM	537824	4	540760	68	543918	68
533489	59	537825	77D, 77LL, 77V, 77C, 77GM, 77P	540761	68	543923	68
533490	59			540858	16D, 16GM	543926	68
533553	27	537869	81C, 81GM	540861	16GM	543927	68
533915	62D, 62LL, 62V, 62C, 62GM, 62P	537882	70	540883	62D, 62LL, 62V, 62C, 62GM, 62P	543928	68
533916	62D, 62LL, 62V, 62C, 62GM, 62P	537927	34	540884	62D, 62LL, 62V, 62C, 62GM, 62P	543930	68
533927	62D, 62LL, 62V, 62C, 62GM, 62P	537963	26			544015	15GM
534259	48D, 48LL, 48V, 48C, 48GM, 48P	537965	26	540888	14GM	544164	34
534260	48D, 48LL, 48V, 48C, 48GM, 48P	537966	26	540919	48D, 48LL, 48C, 48GM, 48P	544197	34
534403	8	537968	26			544379	11
534606	27	537994	34	540923	48D, 48LL, 48V, 48C, 48GM, 48P	544383	11
534950	75	537995	34	540924	48D, 48LL, 48V, 48C, 48GM, 48P	544512	54
534953	75	537997	56	540925	48D, 48LL, 48V, 48C, 48GM, 48P	544513	54
534960	76	537998	56			544610	11
535094	27	538010	7	540967	77GM	544625	54
535325	62D, 62LL, 62V, 62C, 62GM, 62P	538011	7	540969	77GM	544962	11
535649	5	538065	59	541035	9	544984	11
535680	77C	538136	26	541037	9	544985	11
535710	26	538154	70, 71	541055	9	544998	53
535734	46	538161	75	541133	16GM	545005	54
535898	64	538201	5	541152	17D, 17GM	545006	54
536100	4	538240	64	541155	17GM	545155	59
536104	4	538250	79A	541156	17GM	545211	66
536140	16D, 16LL, 16V, 16C, 16GM, 16P	538256	79A	541181	68	545252	66
536141	16D, 16LL, 16V, 16C, 16GM, 16P	538258	79A	541251	1GM	545268	69
536204	18	538286	64	541509	79	545599	7
536274	18	538585	4	541579	16D, 16GM	545602	7
536291	26	538599	4	541656	79	545606	7
536294	26	538697	59	541657	79	545607	7
536332	62D, 62LL, 62V, 62C, 62GM, 62P	538707	12	541658	79	545617	7
536350	68	538708	12	541659	79	545624	7
536387	18	538891	27	541725	7	545625	7
536459	62D, 62LL, 62V, 62P, 62GM	539042	14C, 14GM	541730	7	545731	7
536513	3C	539045	75	541748	70, 71	545734	7
536522	77GM	539195	18	541749	70, 71	545738	7
536539	63	539318	18	541769	70, 71	545739	7
536640	34	359377	7	541794	66	545957	82
536746	2D, 2LL, 2V, 2C, 2GM	539631	5	541865	81GM	546042	62GM, 62D, 62LL, 62V, 62P
536749	62D, 62LL, 62V, 62C, 62GM, 62P	539692	79	541879	45	546642	3C
536766	34	539839	14C	541905	7	546705	2C
536767	34	539981	3C	541983	48D, 48LL, 48V, 48C, 48GM, 48P	546706	2C
536777	34	539985	75			546830	55
536794	34	539987	64	541988	81C, 81GM	546835	48D, 48C
536824	68	540022	34	542119	68	546853	48D, 48LL, 48V, 48C, 48GM, 48P
536936	14LL, 48LL, 48GM	540056	18	542120	68	546920	11
536950	11	540103	14C, 14GM	542138	68	546921	11
536953	11	540104	15C, 68	542143	68	547126	14C
		540105	68	542194	34	547129	14C
		540108	15C, 15GM, 68	542255	46	547130	14C
		540127	62D, 62LL, 62V, 62C, 62GM, 62P	542272	13	547139	14C
		540190	44	542321	79A	547160	15C
		540229	2GM	542506	48D, 48LL, 48V, 48C, 48GM, 48P	547419	62GM, 62D, 62LL, 62V, 62C, 62P
		540230	2GM	542507	48D, 48LL, 48V,	547420	62C
		540244	15GM				
		540249	14GM				
		540266	15GM				
		540306	48D, 48LL, 48C, 48V, 48P, 48GM				

Part No.	Page No.	Part No.	Page No.	Part No.	Page No.	Part No.	Page No.
547421	62C	551684	82	623762	16D, 16LL, 16V,	710776	49
547445	77C	551685	82		16C, 16GM, 16P	711124	21
547451	77C	551879	79	623829	16D, 16LL, 16V,	711298	29
547463	3C	551906	29, 30, 32		16C, 16GM, 16P	712093	55
547476	77C	552154	7	624457	3C	713186	29
547486	13	552161	65	626530	75	713997	22
547487	13	552164	79A	627982	18	735143	58
547493	12	552165	79A	636260	1GM, 1D, 1LL, 1V	730432	9
547500	12	552166	79A		1P, 1C, 48D, 48LL, 48V	731319	20, 21
547518	3C	522167	79A		48C, 48GM, 48P	731321	20, 21
547537	16C	552170	79A	639796	58	731336	21
547544	17C	552171	79A	645095	53	742002	30
547545	17C	552172	79A	647300	77D, 77LL, 77V,	742056	30
547546	17C	552374	48D, 48LL, 48V,		77C, 77GM, 77P	743035	29
547794	79A		48C, 48GM, 48P	647310	77D, 77LL, 77V,	743439	30
547814	79A	552387	48D, 48LL, 48V,		77C, 77GM, 77P	763322	62GM, 62D, 62LL,
547851	79A		48C, 48GM, 48P	648304	58		62V, 62P
547852	79A	552897	48D, 48LL, 48C,	648577	79	763451	59
548322	79		48C, 48GM, 48P	648825	11	791879	34
548323	79	553405	76	654144	40	799408	36
548336a	9	553412	79A	654875	21	799584	63
548338	48D, 48C	581978	27	655630	13	800556	22
548400	48D, 48C	581979	27	658244	29	801101	31
548401	48D, 48C	582299	34	658935	36	815033	42
548417	79	585589	38	658988	40	815040	42
548424	3C	587138	7	659055	30	815172	40
548426	79	587613	63	660178	31	815204	42
548454	81C	587615	38	661862	75	815395	40
548455	81C	588192	70	662691	60	850756	58
549024	75	588193	70	663093	68	851756	58
549096	79A	588194	71	663095	68	851762	58
549283	34	588195	71	663096	68	851770	58
549876	68	588696	62GM, 62D, 62V,	653792	63	851771	49, 50
549877	68		62LL, 62P	664423	77D, 77LL, 77V,	853182	53
550044	56	593231	79		77C, 77GM, 77P	853187	58
550188	4	593370	48D, 48LL, 48V,	664426	69	853357	58
550261	70, 71		48C, 48GM, 48P	666476	12	853368	58
550301	7, 12	593484	48LL, 48V, 48P,	666477	12	853380	58
550318	48D, 48LL, 48V,		48GM	666542	30	853384	58
	48C, 48GM, 48P	593650	1D, 48V, 48P	667009	34	853391	58
550320	48D, 48LL, 48V,	600259	76	667275	40	853395	58
	48C, 48GM, 48P	601212	76	667276	40	853408	58
550325	48D, 48LL, 48V,	602350	75	667277	40, 42	853412	58
	48C, 48GM, 48P	611074	74A	667278	40, 42	853464	58
550450	70, 71	613750	48D, 48LL, 48C	667456	40	857420	76
550580	44		48GM, 48V, 48P, 51	669953	63	857729	58
550594	55	616783	81C, 81GM	672128	77GM	857933	52
550616	16D, 16LL, 16V,	616796	7, 26, 74	672181	35	858305	52
	16P, 16GM	616813	5	672182	36	860997	58
550646	26, 74	619018	9	672758	3C	861356	51
550672	27	619019	3C, 11, 12, 53,	672904	68	861738	58
550735	76		62D, 62LL, 62V, 62P,	675014	62GM, 62D, 62LL,	861741	58
550740	76		62GM		62V, 62P	861755	58
550741	75	619021	9, 11, 14C, 14GM,	675248	42	861768	58
550742	75		14D, 18	675249	42	862652	53
550743	75	619023	5, 30, 56, 66,	675252	38	862653	53
550745	79		68, 75, 77C	675253	38	862655	53
550803	27	619024	12, 13, 56, 53	675255	38	862656	53
550828	79	619025	29	675256	38	862738	53
550832	48D, 48C	619027	11, 24, 64	675257	42	865149	69
550862	1D	619029	2D, 2LL, 2GM, 5,	675305	38	865961	60
551090	16D, 16LL, 16V,		11, 12, 18, 2V, 2P	675305	38	865963	60
	16C, 16GM	619031	2LL, 2V	675436	38	865965	60
551319	75	620235	48D, 48LL, 48C,	675536	42	866348	53
551320	75		48GM, 48V, 48P, 51	675544	20, 21, 22	866349	53
551321	75	620238	48D, 48LL, 48C,	675547	20, 21	868744	69
551322	75		48V, 48P, 48GM,	675548	20, 21, 22	872712	53
551323	1D, 1LL, 1GM,		51	690048	76	873250	58
	1V, 1C, 1P, 34	621279	77D, 77LL, 77V,	692722	48D, 48LL, 48C,	874007	48D, 48LL, 48V,
551347	4		77C, 77GM, 77P		48GM, 48V, 48P, 51		48C, 48GM, 48P
551348	4	622026	58	695808	44	874260	38
551433	9	622027	58	695930	58	875012	14GM
551523	7	622028	58	710288	42	875766	46
551606	70, 71	623760	16D, 16LL, 16V,	710538	48V, 48LL, 48V,	875767	46
551634	14C		16C, 16GM, 16P		48GM, 48C, 48P	876575	60

LA BRUGEOISE ET NIVELLES S.A.

BELGIUM

Part No.	Page No.
876878	69
877752	11
878693	7
883734	63
940081	44
940084	44
940089	44
940090	44
940091	44
940092	44
940093	44
940111	58
940125	58
940130	50, 51
940643	1GM, 1D, 1LL, 1V, 1P, 1C, 48GM, 48V, 48LL, 48P
940653	44
940654	44
941214	48D, 48LL, 48V, 48C, 48GM, 48P
941226	53
941227	53
941238	53
941325	82
941326	82
941329	82
942405	53
942646	48LL, 48V, 48GM
942658	44
943429	58
943667	58
943859	49, 50
943954	3C
944052	58
944053	58
944054	53
944217	50
944278	38
944293	49
944300	49
944467	63
944468	63
944469	63
944471	63
944499	12
944643	63
944644	63
944645	63
944646	63
944690	44
944803	75
944861	44
944862	44
944863	44
944866	44
944907	11
944944	65
944945	65
944946	65
944947	65
944948	65
944949	65
944951	65
944966	51
944967	51
944968	53
944969	53
944976	11
944981	12
944982	12
944999	69
945000	69
945001	69
945002	69

Part No.	Page No.
945003	69
945004	69
945005	69
945006	69
945007	69
945008	69
945009	55, 69
945010	69
945011	69
945012	69
945026	52
945029	52
945029	52
945034	52
945035	52
945036	52
945037	52
945038	52
945039	52
945040	52
945041	52
945042	52
945043	52
945044	52
945046	53
945050	58
945051	53
945084	53
945098	44
945099	44
945100	50
945101	79A
945205	58
945206	58
945238	69
945243	55
945244	55
945245	55
945246	55
945247	55
945248	55
945249	55
945250	55
945251	55
945256	44
953066	79A
953068	79A
955321	52
955323	52
955326	52
956522	51
956664	51
956730	51
957829	51
957995	51
958553	50, 51
DAF147593	15D
1301360	16GM
1301362	27
1302554	55
2846113	76
M&H3105654101	14D, 14LL
	14C
M&H3106872141	14D, 14LL
M&H3106875151	14C
M&H3108054103	14V
M&H3108075193	14V
M&H3110038991	14GM
M&H3110054113	14GM
M&H3110067020	14GM
M&H3110075123	14GM
M&H3905667020	14C, 14D, 14LL
M&H3908067020	14V
BN90000	27

Part No.	Page No.
BN90013	26, 74
BN90091	74
BN90092	74
BN90093	26
BN90094	26
BN90095	27
BN90096	27
BN117158	14D
BN117208	14D, 14LL, 14P
BN117347	77D, 77LL, 77V, 77P
BN117351	2D
BN117352	2D
BN117527	16P
BN118904	2V
BN118905	14V
BN118918	15V
BN120356	15V
BN120820	2D
BN122537	14GM
BN122628	2V
BN122629	2V
BN122656	15V
BN122657	9
BN122659	4
BN122759	2LL
BN122760	2LL
BN122773	2LL
BN122820	2D
BN122825	2D
BN122826	2V
BN122828	2LL
BN122829	2P
BN122890	14D
BN122892	9
BN122898	4
BN122918	15D
BN122919	15D
BN122924	14D
BN122926	15D
BN122928	9
BN123184	14V
BN123192	4
BN123198	5
BN123199	5
BN123206	9
BN123208	9
BN123210	9
BN123213	9
BN123215	9
BN123216	14D
BN123218	14V, 14P
BN123221	14D
BN123222	14D
BN123223	14D
BN123224	14D
BN123240	14D
BN123247	15GM, 15LL
BN123252	4
BN123255	9
BN123257	15C, 15D
BN123258	14C
BN123259	14C
BN123260	14C
BN123304	14V
BN123305	14V
BN123306	14V
BN123311	14D, 14LL, 14P
BN123312	14D, 14LL, 14P
BN123314	14GM
BN123315	14GM
BN123378	2V
BN123387	15D, 15LL, 15V, 15P
BN123388	14LL, 14P

Part No.	Page No.
BN123389	14D
BN123390	14V
BN123404	14V
BN123405	14V
BN123406	14V
BN123411	14V
BN123413	14V
BN123414	14V, 14P
BN123417	14V
BN123420	15V
BN123434	5
BN123437	15V
BN123523	15LL
BN123524	15LL
BN123526	15LL
BN123536	14LL
BN123537	14LL
BN123562	14LL
BN123572	14LL
BN123591	2LL
BN123598	4
BN123620	15LL
BN123808	15D
BN123932	77D, 77LL, 77V, 77P
BN123935	77D, 77LL, 77V, 77P
BN123938	77D, 77LL, 77V, 77P
BN123939	77D, 77LL, 77V, 77P
BN123972	34
BN124007	1D
BN124012	14D
BN124032	16D
BN124138	15GM, 15C, 15D, 15LL, 15V, 15P
BN124156	17D
BN124200	14V
BN124201	14C, 14D, 14LL, 14P
BN124203	14GM
BN124256	18
BN124257	17D
BN124265	12
BN124327	79
BN124368	79
BN124370	79
BN124371	79
BN124755	79
BN124756	79
BN124760	79
BN124761	79
BN124764	79
BN124853	5
BN124866	2LL
BN124880	5
BN124882	5
BN124899	14GM
BN124963	16V, 16P
BN124969	62GM, 62D, 62LL, 62V, 62P
BN124970	62GM, 62D, 62LL, 62V, 62P
BN125010	16D
BN125011	79
BN125083	79
BN125084	79
BN125085	79
BN125091	1LL
BN125140	1LL
BN125141	1LL
BN125160	14LL
BN125165	62GM, 62D, 62LL, 62V, 62P



7

2

(

0

0

1