





SPECIAL SUPPLEMENT  
TO  
345-B PARTS CATALOG  
FORM NO. 73067179  
APPLICABLE TO LOADERS SERIAL NO.  
76L01895 thru 76L01901

(7-83)

ATTENTION: This supplement must be used in conjunction with 345-B Parts Catalog Form No. 73067179 and is only applicable to Loaders with the above Listed Serial Numbers. Changes do not apply to any other units.

Summary of Changes  
(All changes are underlined)

Page No.	Item	Part No.	QTY.	Description
9	1	74024448	1	ENGINE ASSY. (Change part No. to <u>73141998</u> )
11	16	74024704	1	GAUGE (Change part No. to <u>74023934</u> )
	17	74023877	1	ADAPTOR ASSY. (Change part No. to <u>74024181</u> )
12	3	74023758	1	PULLEY (Change part No. to <u>74023965</u> )
	6	74008156	5	BEARING (Change part No. to <u>74007694</u> )
		74008157	5	BEARING (Change part No. to <u>74007746</u> )
		74008158	5	BEARING (Change part No. to <u>74007748</u> )
		74008159	5	BEARING (Change part No. to <u>74008166</u> )
	7	74008160	1	BEARING (Change part No. to <u>74007698</u> )
		74008161	1	BEARING (Change part No. to <u>74007750</u> )
		74008162	1	BEARING (Change part No. to <u>74007751</u> )
		74008163	1	BEARING (Change part No. to <u>74008164</u> )
13	12	74062170	1	KIT (Change part No. to <u>74061932</u> )
		74062171	1	KIT (Change part No. to <u>74061933</u> )
		74062172	1	KIT (Change part No. to <u>74061934</u> )
		74062173	1	KIT (Change part No. to <u>74062165</u> )
15	The CYLINDER HEAD design listed on pages 15 and 16 of Catalog Form 73067179 is replaced by the design listed on pages 2 and 3 of this supplement.			
17	9	74021452	1	SHAFT (Change part No. to <u>74009186</u> )
	11	74020359	1	TUBE (Change part No. to <u>74008354</u> )
19	5	74020102	1	SHAFT (Change part No. to <u>74007230</u> )
21	2	74024459	1	HOUSING (Change part No. to <u>74008289</u> )
22	2	74359808	6	CAPSCREW (Change part No. to <u>74035534</u> )
	4	74514813	1	SLEEVE (Change part No. to <u>74008130</u> )
24	1	74023535	1	PUMP ASSY. (Delete this listing)
	1	74007945	1	PUMP ASSY. (Change part No. to <u>74008219</u> )
	3	74393346	1	BUSHING } Delete these listings
	4	74023976	1	HOUSING }
25	-	74006576	1	HEADER ASSY. (Change part No. to <u>74006577</u> )
	15	74023548	2	FILTER (Change part No. to <u>74035556</u> )
	16	70917970	1	PLUG (Delete this listing)

NOTICE  
THESE CHANGES ARE  
INCLUDED IN THIS COPY



SUPPLEMENT NO. 1  
PARTS CATALOG FORM 73067179  
345-B WHEEL LOADER

---

Supplement No. 1 (4-77) is included in this book; also all changes that have been issued on microfiche through June 1979.

## ADDITIONAL PUBLICATIONS

Additional publications pertaining to this model and to all other Fiatallis products are available through Fiatallis dealers. Publications are generally available in several languages. Refer to Service Publications Index Form 73150687 for all such publications; the index is available free from Fiatallis.

## IMPORTANT

Attaching parts such as bolts, nuts, rivets, screws, washers, etc., are indented immediately following the parts which they attach.

Parts indicated with a square (  ) are also available in packaged sets. Refer to section titled "PACKAGED PARTS".

The terms "right" and "left" used throughout this parts catalog are determined by facing the direction of forward travel.

The engine is mounted unconventionally with the flywheel toward the front of the machine, but all engine parts are designated in respect to the engine as it would be installed in a conventional machine with the flywheel to the rear.

### INSTRUCTIONS FOR ORDERING PARTS

Order parts from the dealer covering the local territory.

ALWAYS GIVE THE MODEL AND SERIAL NUMBER OF MACHINE. IF PARTS ARE FOR AN ASSEMBLY WHICH HAS A MODEL AND/OR SERIAL NUMBER (SUCH AS ENGINE ASSEMBLY, PUMP ASSEMBLY), ALSO INCLUDE THIS INFORMATION.

To obtain parts promptly, give part name and part number.

Give post office address, town, county and state where parts are to be shipped. Also specify whether material is to be shipped by freight or parcel post.

Confirm all telephone or telegraph orders in writing.

No credit will be allowed on parts unless they are returned to the dealer from whom they were purchased; from there they will be returned, at the customer's expense, to the factory for inspection.

Unless claims for shortages or errors are made immediately upon receipt of goods, they will not be considered.

When broken goods are received, a full description of the damage should be made by the carrier agent on the freight bill. If this description is insisted upon, full damage can always be collected from the transportation company.

No responsibility is assumed for delay or damage to merchandise while in transit. Our responsibility ceases upon delivery of shipment to the transportation company from whom a receipt is received showing that shipment was in good condition when delivered to them. Therefore, claims (if any) should be filed with the transportation company and not with FIAT-ALLIS.

The right is reserved to change the construction or material of any parts where it seems desirable to do so without incurring the obligation of installing such changes on units already delivered.

The information contained herein is general in nature and is not intended for specific application purposes. FIAT-ALLIS reserves the right to make changes in specifications shown herein or add improvements, at any time without notice or obligation.

## MODEL IDENTIFICATION

MODEL SYMBOL	ENGINE MODEL	DESCRIPTION
345-B	2800 MK.I	Diesel powered engine four wheel drive loader.
	649T	Turbocharged, Diesel powered engine four wheel drive loader

### SERIAL NUMBER LOCATIONS

LOADER SERIAL NO: On plate attached to instrument panel support plate.

ENGINE SERIAL NO: On plate attached to the right hand side of the engine block.

TRANSMISSION SERIAL NO: On plate attached to the front of the transmission case, lower right side.

AXLE SERIAL NO: On plate attached to the differential carrier.

### RECORD YOUR SERIAL NUMBERS BELOW

WHEEL LOADER SERIAL NO. \_\_\_\_\_

ENGINE SERIAL NO. \_\_\_\_\_

TRANSMISSION SERIAL NO. \_\_\_\_\_

AXLE SERIAL NO. \_\_\_\_\_

\_\_\_\_\_

### MODEL SERIAL NUMBER

SERIAL NUMBER consisting of all 8 characters must always be submitted for positive identification of your machine.

LOADER MODEL	SERIAL NO.	
	PRODUCT CODE	UNIT NO.
345-B	55S	01001
	76L	01801

## ALPHABETICAL INDEX

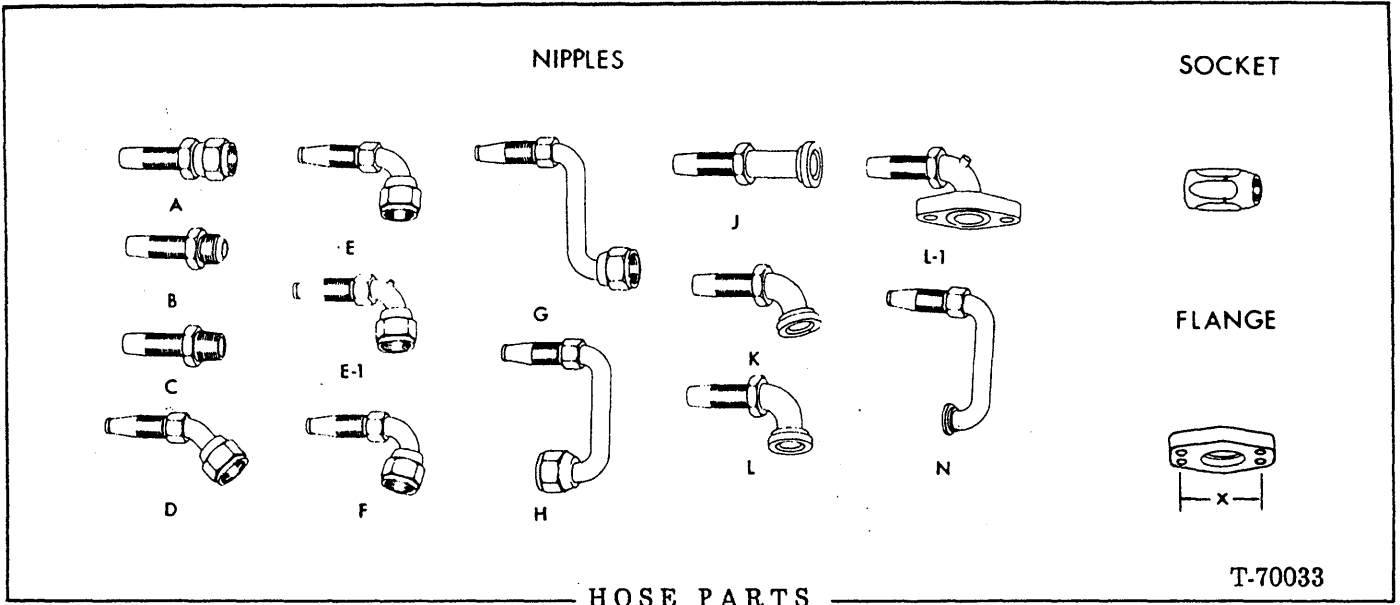
Air Cleaner Assembly.....	41,41A,B	Differential Assembly	
Air Cleaner Mounting.....	40,40A	Front.....	74
Air Cleaner Restriction Indicator.....	28	No-Spin(Front).....	77
Air Heater & Restriction Indicator.....	28	Rear.....	82
Alternator.....	152	No-Spin(Rear).....	85
Automatic Bucket Leveler.....	124A,124D	Dipstick, Transmission.....	65
Axle Assembly		Door Assembly (ROPS).....	166
Front.....	73	Dump Cylinder Assembly.....	115,115A
Rear.....	80	Drive Shaft Assembly	
Axle Housing		Front.....	70
Front.....	73	Rear.....	72
Rear.....	80	Electrical System (emergency steering)...	105C
Back-up Alarm.....	154,154A,B	Electrical System (standard).....	138
Batteries, Alternator & Starter Mountings.	145	Elements	
Brake Assembly (front & rear).....	90	Air Cleaner.....	41,41A,B
Brake Group.....	95	Air Heater.....	28
Front.....	93	Engine Oil.....	25
Rear.....	94	Fuel.....	29,30A,C
Bucket.....	135	Transmission.....	67
Bucket (multi-purpose).....	135A	Emergency Steering Electrical Group.....	105C
Bucket Hydraulics (multi-purpose).....	135C	Emergency Steering Hydraulics.....	105A
Bucket Level Indicator (standard).....	110	Engine Coolant Heater.....	44A
Bucket Level Indicator (multi-purpose)...	111C	Engine & Mounting.....	9
Bucket Leveler (automatic).....	124A,124D	Exhaust Manifold.....	26
Boom.....	127	Fan.....	43
Cab		Fender.....	131A
Defroster Fan.....	173	Filters	
Door Assembly.....	166	Air.....	41,41A
Flood Lights.....	173	Fuel.....	29,30A
Heater.....	170,170A	Lube Oil.....	25
Instrument Panel.....	173	Transmission.....	67
Windshield Washer.....	165A	Flow Divider Assembly.....	106
Wiper.....	168	Fluid Starting Aid.....	162
Cab & Wiper Assembly.....	163	Flywheel.....	22
Camshaft.....	17	Flywheel Housing.....	21
Canopy Assembly.....	136	Forward & Third Clutch.....	58
Circuit Breaker Box.....	139	Forward & Third Clutch Gears.....	61
Clutch Cut-off Valve.....	97	Frame Assemblies.....	128
Cold Weather Starting Aid.....	162	Front Plate & Gear Cover.....	20
Connecting Rod.....	14	Front Piping-Third Spool.....	177
Controls		Fuel Filter & Lines.....	30A,C
Bucket & Boom.....	116	Fuel Filters.....	29,30A
Parking Brake.....	89	Fuel Injection Pump.....	32
Third Spool.....	175	Fuel Tank Group.....	37
Throttle.....	38	Gauges	
Transmission.....	68	Left Side.....	148
Control Valve-Third Spool.....	179,180A	Right Side.....	150
Coolant Heater.....	44A	Sight.....	119,119A
Converter Assembly.....	50	Gear Shift Linkage.....	68
Converter Housing & Tube Assembly.....	48	Grill.....	134
Counterweight.....	130	Hand Primer Pump.....	31
Crankshaft.....	12	Hood.....	134
Cylinders		Horn.....	155
Dump.....	115,115A	Hydraulic Control Assembly.....	116,175
Lift.....	113	Hydraulic Control-Third Spool.....	175
Multi-purpose Bucket.....	135D	Hydraulic Control Valve & Piping.....	120
Steering.....	112	Hydraulic Piping & Cylinders.....	110,111A
Cylinder Block.....	10	Hydraulic Pump Assembly.....	124
Cylinder Head.....	15,16A	Hydraulic Reservoir.....	118
Decals.....	161	Hydraulics (emergency steering).....	105A

## ALPHABETICAL INDEX

Hydraulics (multi-purpose bucket).....	135C	Sight Gauge.....	119,119A
Hose Parts.....	7	Slide Windows.....	167A
Idler Gear Assembly.....	19	Sound Suppression	
Important.....	2	Cab.....	182
Injection Nozzle & Lines.....	33,34A	Loader.....	184
Injection Pump.....	32,32A	Starting Motor.....	156
Instrument Panel & Gauges		Steering Cylinder Assembly.....	112
Left Side.....	148	Steering Column & Valve Assembly.....	108,109A
Right Side.....	150	Steering Electrical Group (emergency)....	105C
Intake Manifold.....	26B,27	Steering Hydraulics.....	102,104
Ladder.....	131,131A	Steering Hydraulics (emergency).....	105A
Lift Arm Assembly.....	126	Steering Pump & Flow Divider.....	106
Lift Cylinder Assembly.....	113	Tail Light Assembly.....	160
Lights		Thermostat & Housing.....	42,42A
Warning.....	158	Third Spool Control.....	175
Road.....	159	Throttle Linkage.....	38
Tail.....	160	Timing Gear Cover.....	20
Lights & Wiring.....	141	Tire & Wheel.....	137
Linkage Group.....	126	Transmission Assembly.....	47
Low Speed Clutch.....	57	Transmission	
Low Speed Clutch Gear.....	60	Case & Cover.....	53
Manifolds		Case Group.....	55
Exhaust.....	26,26A	Charging Pump, Regulator & Filter.....	66
Intake.....	26B,27	Control Valve Assembly.....	63
Master Cylinder Assembly (brake).....	100	Converter Assembly.....	50
Muffler.....	39	Converter Housing & Tube Assembly.....	48
Multi-purpose Bucket.....	135A	Dipstick.....	65
Multi-purpose Bucket Hydraulics.....	135C	Transmission Clutches	
Model Identification.....	3	Low Speed.....	57
Nozzle Holder Assembly.....	33,35,35A	Forward & Third.....	58
Oil Cooler.....	24C	Reverse & Second.....	59
Oil Filter.....	25	Transmission Clutch Gears	
Oil Pan.....	23	Low Speed.....	60
Oil Pump.....	24,24B	Forward & Third.....	61
Packaged Parts.....	8	Reverse & Second.....	62
Painting & Marking.....	161	Transmission Shift Linkage.....	68
Parking Brake.....	88	Turbocharger & Lines.....	41C
Parking Brake Lever Assembly.....	88B	Turn Signal Light.....	158
Parking Brake Linkage.....	89	Valve Operating Mechanism.....	17
Piston & Connecting Rod.....	14	Valves	
Platform Assembly.....	125	Clutch Cut-off.....	97
Power Cylinder Assembly (brake).....	98	Exhaust.....	15,16A
Pumps		Hydraulic (2 spool).....	122
Charging Oil.....	66	Hydraulic (3 spool).....	179,180A
Fuel Injection.....	32	Intake.....	15,16A
Hand Primer.....	31	Steering.....	108
Hydraulic.....	124	Transmission Control.....	63
Oil.....	24,24B	Vandalism Protection.....	134,143
Steering.....	106	Warning Light.....	158
Water.....	43	Water Pump & Fan.....	43
Radiator Group.....	45	Wheel.....	137
Radiator Support.....	134	Wheel Cylinder Assembly.....	92
Reverse & Second Clutch.....	59		
Reverse & Second Clutch Gears.....	62		
Road Light Assembly.....	159		
Seat & Mounting.....	132		
Shaft & Hub			
Front.....	78		
Rear.....	86		
Side Panel Group.....	143		



MEMO



HOSE PARTS

T-70033

NOTE: Refer to left hand column for identity of original hose. Original hose has crimped-type non-reusable fittings. Equivalent hose assembly may be constructed from data indicated.

ORIGINAL HOSE ASSY. NUMBER	BULK HOSE	HOSE LENGTH (inches)	NIPPLE (No.1 end)			NIPPLE (No.2 end)			SOCKET (both ends)
			ASSY.NO. (w/socket)	NIPPLE only		ASSY.NO. (w/socket)	NIPPLE only		
74024544	70920720	18-5/8		70920814	A		70920814	A	
70654271	70919474	22-3/8		70921046	A		70921046	A	70919469

PACKAGE PARTS

PACKAGE NO.	DESCRIPTION		
74062354	PISTON AND SLEEVE KIT		
	1	74061522 SLEEVE KIT	
	1	74062355 PISTON KIT	
74061522	SLEEVE KIT (For one cylinder)		
	1	74020032 O-RING (bottom)	
	1	74023811 SLEEVE	
	1	74023827 O-RING (top)	
74061535	PISTON KIT (For one cylinder)		
	2	70927693 RING, retainer	
	1	74062157 RING SET (Includes 4 rings)	
	1	74023970 PIN	
	1	----- PISTON	
74023824	GASKET KIT, cylinder head		
	1	70242095 GASKET, air heater	
	1	74008074 GASKET, cylinder head cover	
	1	74020090 GASKET, exhaust manifold	
	1	74021332 GASKET, intake manifold	
	1	74007201 GASKET, cylinder head	
	2	74025101 GASKET, thermostat and flange	
	6	74025150 GASKET, injection nozzle	
	12	74025385 GASKET, dust shield	
	1	74339532 GASKET, drain tube	
	1	----- INSTRUCTION SHEET	
	74023788	GASKET KIT, intermediate	
		2	70226012 GASKET, oil drain and timing hole
1		70923684 O-RING, water pump volute	
2		70923817 O-RING, hydraulic drive and injection pump	
1		70923822 O-RING, water pump	
1		74020016 O-RING, flywheel housing to block	
1		74020098 GASKET, front cover to block	
1		74020104 GASKET, inspection cover (not used)	
1		74020879 O-RING, rear plate	
1		74021913 GASKET, front cover (not used)	
1		74023138 GASKET, lube oil filter	
1		74023567 GASKET, front cover housing	
1		74023859 GASKET, inspection cover	
1		74025019 GASKET, fuel pump pad	
1		74025021 GASKET, oil filler elbow	
1		74025106 GASKET, water inlet pipe	
1		74025120 GASKET, lube oil manifold	
3		74026549 GASKET, hydraulic pump cover, oil pump	
1		74026887 GASKET, water pump to volute	
1		74040305 GASKET, air compressor (not used)	

(Revised October 1980)

PACKAGE PARTS

PACKAGE NO.

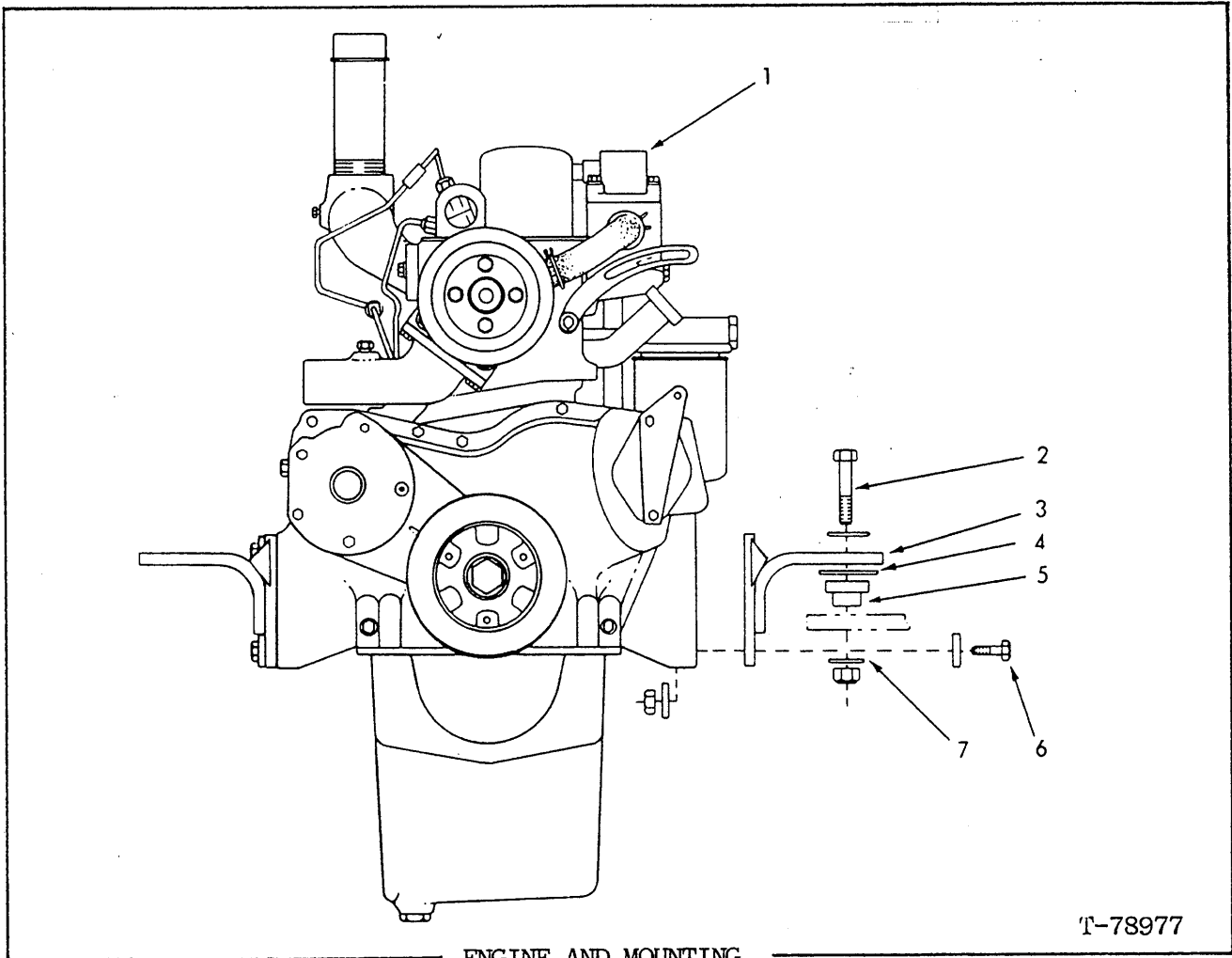
DESCRIPTION

73068416

SEAL AND GASKET KIT, transmission

1	70923376	O-RING, valve stop
2	70923379	O-RING, valve stop and piston housing
1	70923565	O-RING, bearing cap
1	70923588	O-RING, filter housing
1	70923645	O-RING, control valve piston housing
2	70923650	O-RING, flange
2	70923663	O-RING, tube
1	70923811	O-RING, tube
1	70923818	O-RING, bearing cap
1	70923819	O-RING, bearing cap
1	70923849	O-RING, bearing cap
2	70923851	O-RING, pressure tube
1	70923875	O-RING, plug
1	70923934	O-RING, tube
1	70929217	O-RING, valve body
1	70930924	O-RING, valve body
1	70932830	O-RING, valve body
1	70932831	O-RING, impeller hub
1	71004764	GASKET, valve body to housing
1	71004771	RING, piston
1	71004778	RING, piston
1	71004789	SEAL, oil baffle
1	71004791	GASKET, valve to converter housing
1	71004837	GASKET, housing to case
1	71004842	GASKET, case to cover
1	71004848	GASKET, screen assy.
6	71004872	SEAL, outer clutch
6	71004873	SEAL, inner clutch
1	71004891	CUP, piston
1	71004908	GASKET, valve body to pump
1	71004911	SEAL, pump drive shaft
1	71004913	GASKET, pump to filter
6	71004926	RING, piston
2	71004978	RING, piston
1	71004979	GASKET, bearing cap
1	71004987	GASKET, bearing cap
1	71004989	SEAL, bearing cap
1	71005117	SEAL, bearing cap
1	71005536	O-RING, impeller to cover
1	73066757	SEAL
2	73066793	SEAL, control valve

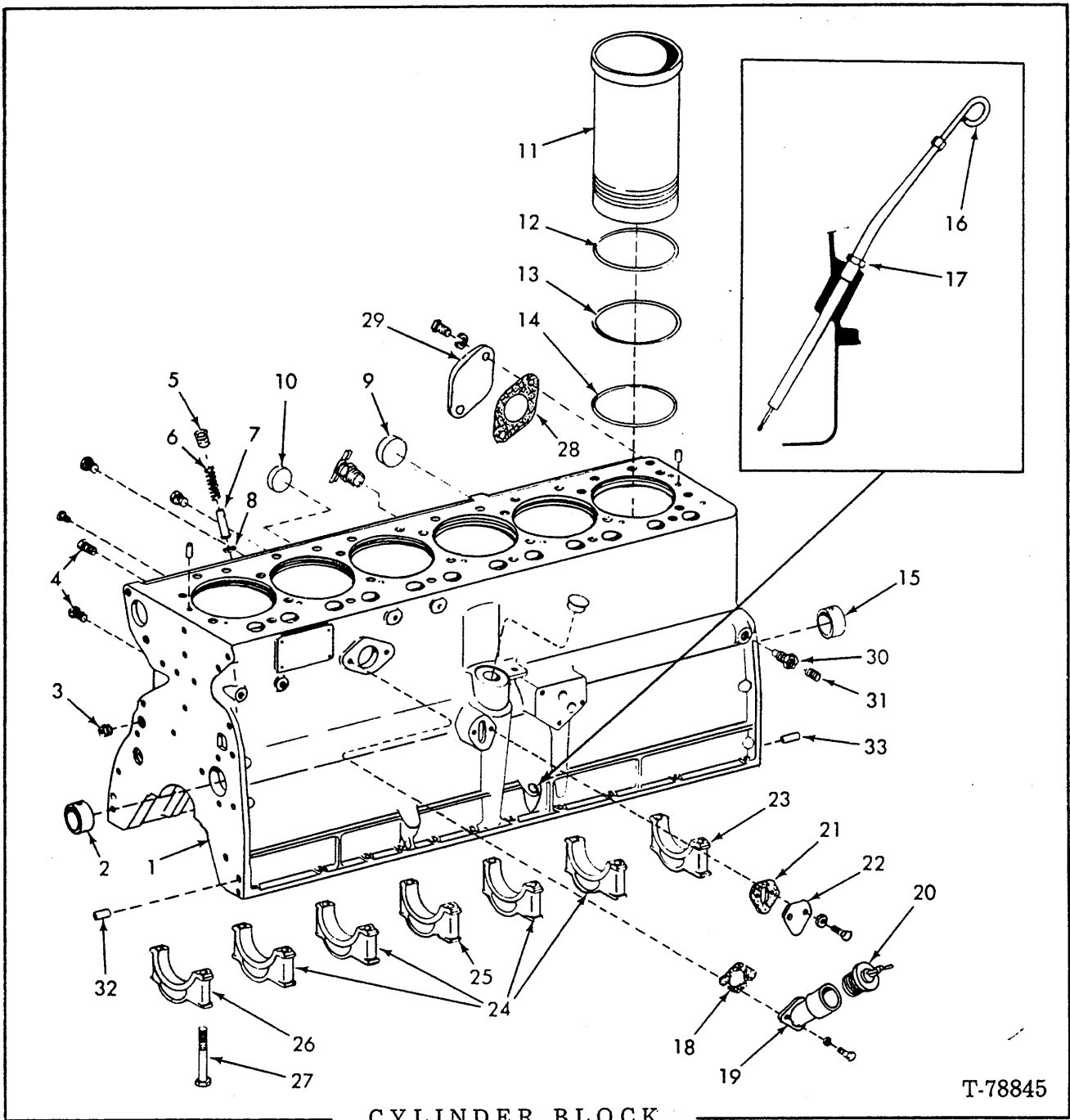
MEMO



T-78977

ENGINE AND MOUNTING

ITEM	PART NO.	QTY.	DESCRIPTION
1	74024448	1	ENGINE ASSY.(2800MKI)(Loader S/N 55S01001-up; also 76L01801-up excluding 76L01895-01901)(Less air cleaner, air heater, alternator, fan and starter)
	73141998	1	ENGINE ASSY.(649T)Less air cleaner, air heater, alternator fan and starter)(Loader S/N 76L01895 thru 76L01901)
2	70921455	2	CAPSCREW, 5/8"NC x 4"
	70900703	2	WASHER, 21/32"
	70915401	2	LOCKNUT, 5/8"NC
3	73068803	1	MOUNT, weld assy., right
	73068802	1	MOUNT, weld assy., left
4	71007656	2	WASHER
5	73138126	2	MOUNTING, center
6	70915987	4	CAPSCREW, 1/2"NC x 1-1/2"
	70912441	4	LOCKWASHER, 1/2"
	70910325	4	NUT, 1/2"NC
7	71004230	2	WASHER



T-78845

CYLINDER BLOCK

NOTE: Replacement bearing caps are semi-finished and must be line bored after installing.

ITEM	PART NO	QTY.	DESCRIPTION
1	74006957	1	BLOCK ASSY., cylinder (Includes items 2, 8, 10, 15, 23 thru 27)
	70912415	1	COCK, drain
	70917547	2	PIN, dowel (top), 3/8" x 3/4"
	70917673	3	PLUG, 1/8" pipe
	70918850	2	PLUG, 1/4" pipe
	74362338	2	PLUG, pipe gallery
	70917970	3	PLUG, 1/2" pipe
	74254452	1	PLUG, expansion

(Continued)

CYLINDER BLOCK(Continued)

ITEM	PART NO.	QTY.	DESCRIPTION
2	74025025	1	BEARING, camshaft front(std.)
	74025259	1	BEARING, camshaft front(.010" undersize)
3	74025392	1	PLUG, 1/2" pipe
4	74255492	2	PLUG, 1/2" pipe
5	74022129	1	SCREW
6	74500231	1	SPRING
7	74507374	1	PISTON
8	74507673	1	INSERT
9	74255110	2	PLUG, expansion
10	74255107	1	PLUG, expansion
11	74023811	6	*SLEEVE
12	74020537	-	SHIM(.005" thick)
	74020538	-	SHIM(.010" thick)
	74020539	-	SHIM(.015" thick)
	74020540	-	SHIM(.020" thick)
13	74023827	6	*O-RING(top)
14	74020032	6	*O-RING(lower)
15	74025238	3	BEARING, camshaft, intermediate and rear(std.)
	74025258	3	BEARING, camshaft, intermediate and rear(.;010" undersize)
16	74024704	1	GAUGE(2800MKI)(Loader S/N 55S01001-up,also 76L01801-up excluding 76L01895-01901)
	74023934	1	GAUGE(649T)(Loader S/N 76L01895-01901)
17	74023877	1	ADAPTOR ASSY.(2800 MKI)(Loader S/N 55S01001-up; also 76L01801-up excluding 76L01895-01901)
	74024181	1	ADAPTOR ASSY.(649T)(Loader S/N 76L01895-01901)
18	74025021	1	*GASKET
19	74021498	1	ELBOW
	70919224	2	CAPSCREW, 3/8"NC x 1-1/8"
	70913544	2	WASHER, plain, 13/32"
20	74035474	1	CLOSURE
21	74025019	1	*GASKET, fuel pump pad
22	74026383	1	PLATE, fuel pump pad
	70915809	2	CAPSCREW, 5/16"NC x 3/4"
	70904205	2	LOCKWASHER, 5/16"
23	74023889	1	CAP, rear main bearing
24	74023887	4	CAP, intermediate main bearing
25	74007781	1	CAP, center main bearing
26	74023508	1	CAP, front main bearing
27	74020135	14	CAPSCREW
28	74025101	1	GASKET
29	74024141	1	PLATE, water outlet(Used in place of coolant heater)
	70916253	2	CAPSCREW, 7/16"NC x 3/4"
	70914678	2	LOCKWASHER, 7/16"
30	74020861	1	PLUG, oil gallery
31	74020862	1	SPRING, oil gallery
32	70917535	2	PIN, dowel, 1/2" x 1-1/4"
33	70917021	2	PIN, dowel, 1/2" x 1"

} Oil pressure regulating valve

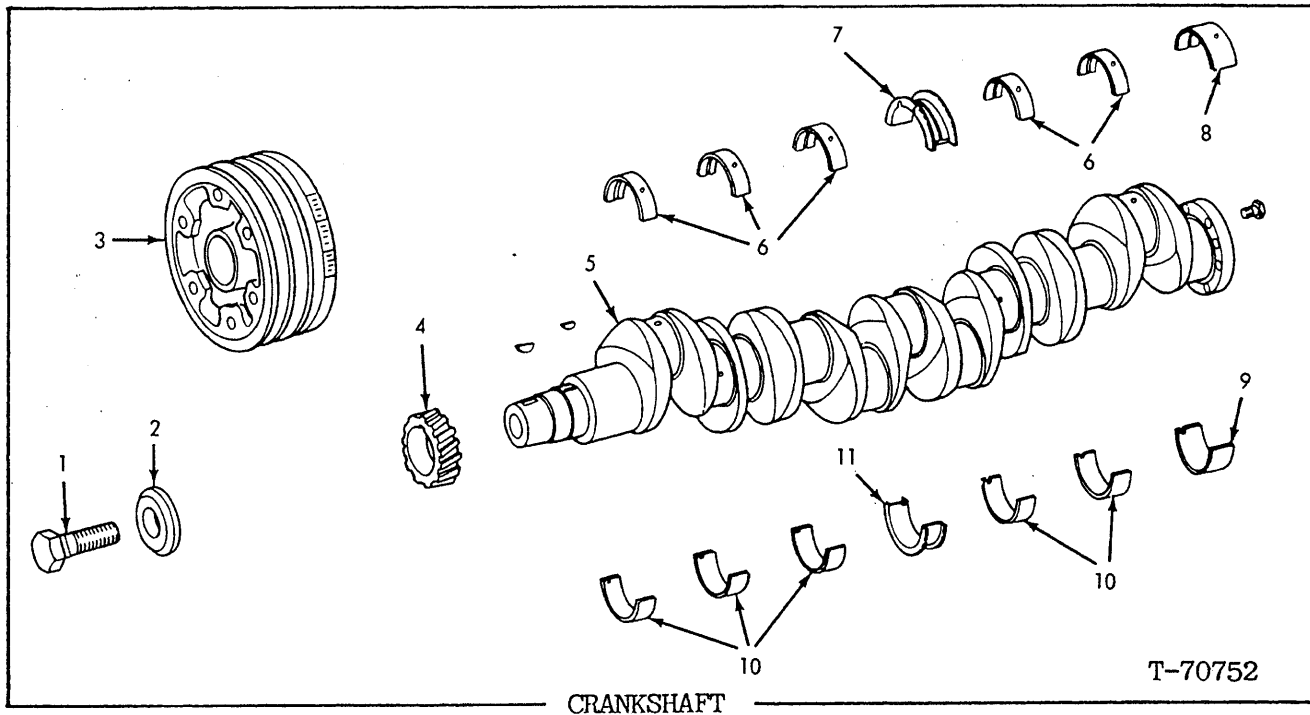
} Use as required

} See NOTE on page 10

\*Also see PACKAGED PARTS

(Revised January 1986)





ITEM	PART NO.	QTY.	DESCRIPTION
1	74020148	1	CAPSCREW, pulley
2	74020149	1	WASHER, pulley
3	74023758	1	*PULLEY, crankshaft
	74023965	1	**PULLEY, crankshaft
	70905845	1	KEY, woodruff, 1/4" x 7/8"
4	74023979	1	GEAR, crankshaft
	70905845	1	KEY, woodruff, 1/4" x 7/8"
5	74008147	1	CRANKSHAFT
6	74008156	1	*BEARING, front and intermediate, upper(standard)
	74007694	5	**BEARING, front and intermediate, upper(standard)
	74008157	5	*BEARING, front and intermediate, upper(.010")
	74007746	5	**BEARING, front and intermediate, upper(.010")
	74008158	5	*BEARING, front and intermediate, upper(.020")
	74007748	5	**BEARING, front and intermediate, upper(.020")
	74008159	5	*BEARING, front and intermediate, upper(.030")
	74008166	5	**BEARING, front and intermediate, upper(.030")
7	74008160	1	*BEARING, center, upper(standard)
	74007698	1	**BEARING, center, upper(standard)
	74008161	1	*BEARING, center, upper(.010")
	74007750	1	**BEARING, center, upper(.010")
	74008162	1	*BEARING, center, upper(.020")
	74007751	1	**BEARING, center, upper(.020")
	74008163	1	*BEARING, center, upper(.030")
	74008164	1	**BEARING, center, upper(.030")
8	74007696	1	BEARING, rear, upper(standard)
	74007743	1	BEARING, rear, upper(.010")
	74007744	1	BEARING, rear, upper(.020")
	74008169	1	BEARING, rear, upper(.030")

(Continued)

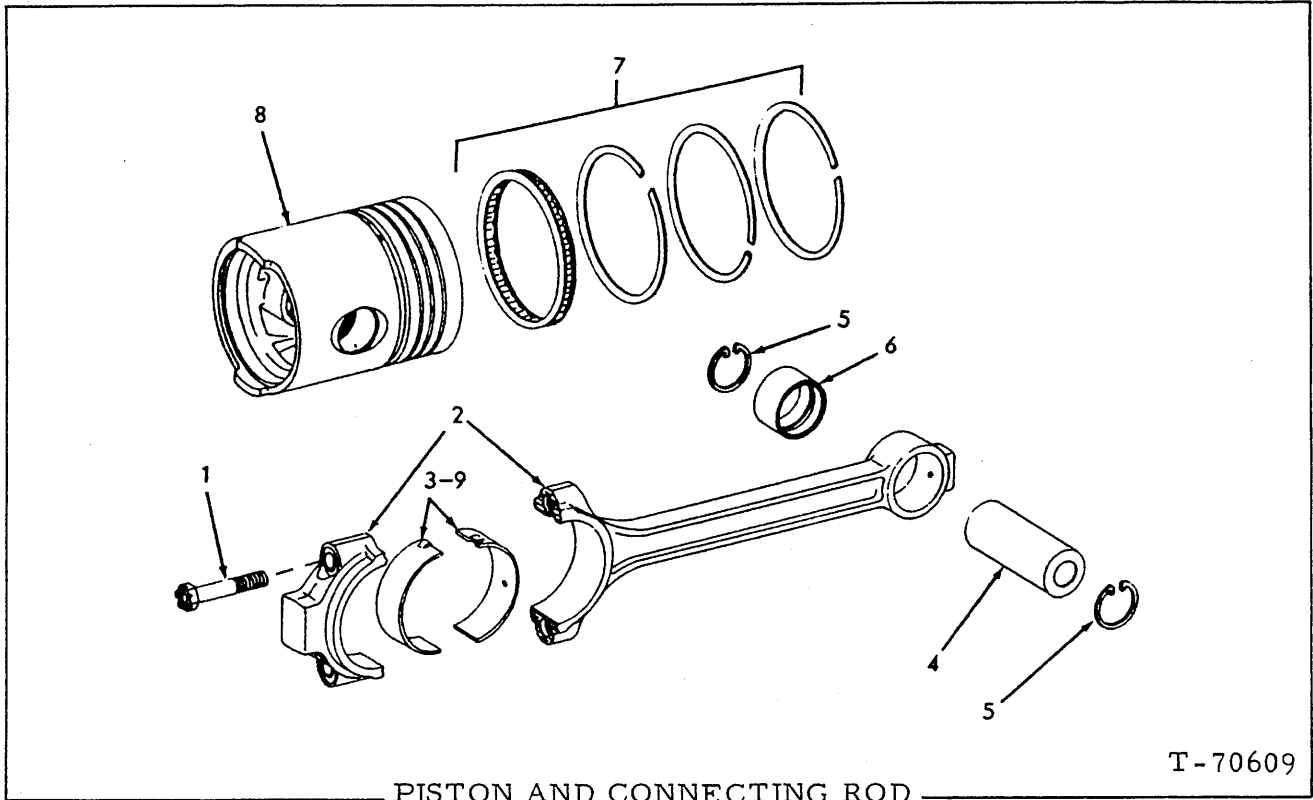
(Revised January 1986)

CRANKSHAFT(Continued)

ITEM	PART NO.	QTY.	DESCRIPTION
9	74007697	1	BEARING, rear, lower(standard)
	74007753	1	BEARING, rear, lower(.010")
	74007754	1	BEARING, rear, lower(.020")
	74008170	1	BEARING, rear, lower(.030")
10	74007695	5	BEARING, front and intermediate, lower(standard)
	74007759	5	BEARING, front and intermediate, lower(.010")
	74007760	5	BEARING, front and intermediate, lower(.020")
	74008167	5	BEARING, front and intermediate, lower(.030")
11	74007699	1	BEARING, center, lower(standard)
	74007756	1	BEARING, center, lower(.010")
	74007757	1	BEARING, center, lower(.020")
	74008165	1	BEARING, center, lower(.030")
12	74062170	1	*KIT, main bearing(standard)(Bearings for complete crankshaft overhaul)
	74062171	1	*KIT, main bearing(.010")(Bearings for complete crankshaft overhaul)
	74062172	1	*KIT, main bearing(.020")(Bearings for complete crankshaft overhaul)
	74062173	1	*KIT, main bearing(.030")(Bearings for complete crankshaft overhaul)
	74061932	1	**KIT, main bearing(standard)(Bearings for complete crankshaft overhaul)
	74061933	1	**KIT, main bearing(.010")(Bearings for complete crankshaft overhaul)
	74061934	1	**KIT, main bearing(.020")(Bearings for complete crankshaft overhaul)
	74062165	1	**KIT, main bearing(.030")(Bearings for complete crankshaft overhaul)

\*2800 MKI. Loader S/N 55S01001-up; also 76L01801-up  
excluding 76L01895-1901

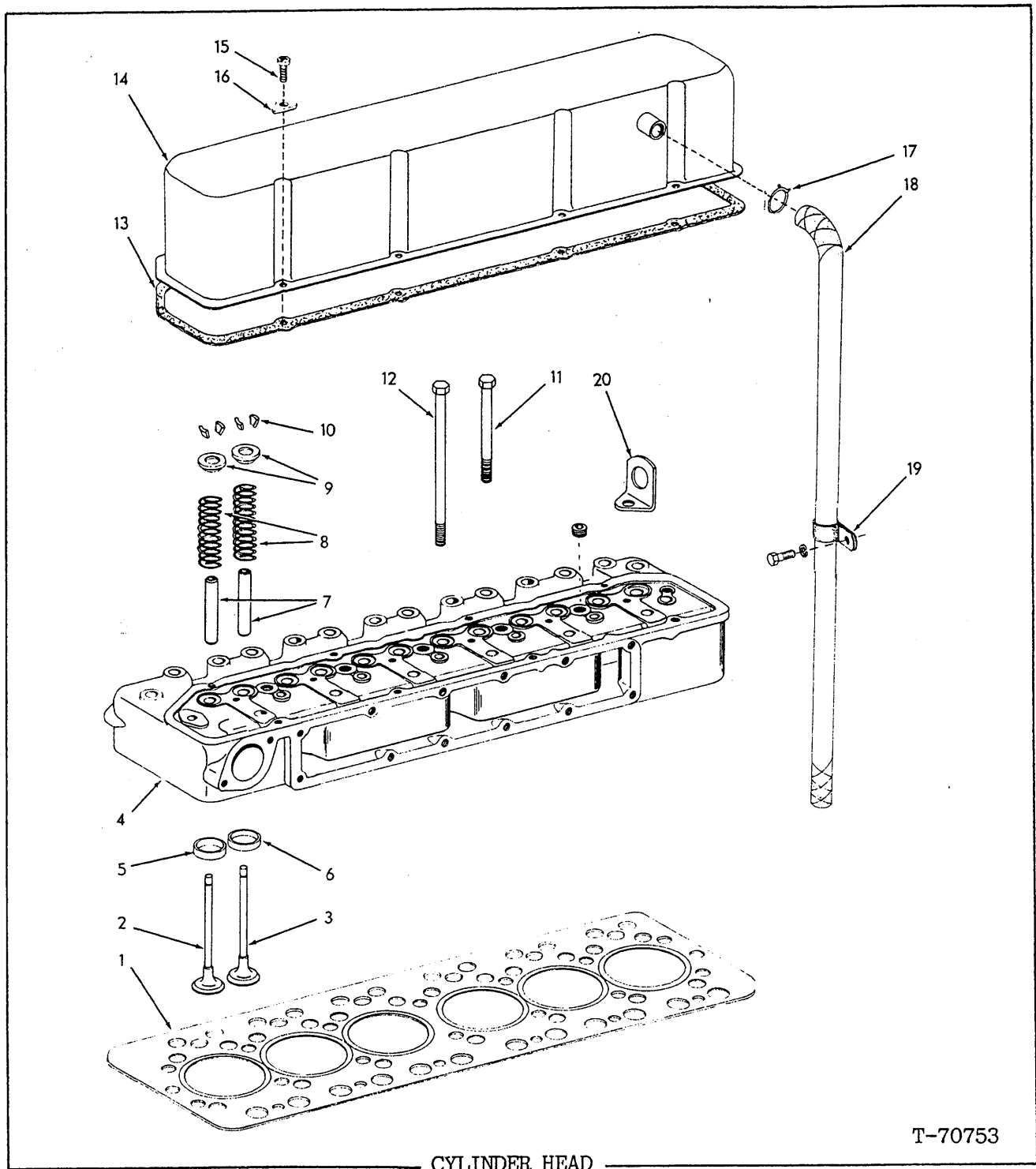
\*\*649T. Loader S/N 76L01895-01901



PISTON AND CONNECTING ROD

T-70609

ITEM	PART NO.	QTY.	DESCRIPTION
1	74024583	12	CAPSCREW
2	74007975	6	ROD ASSY. (Includes items 1 and 6)
3	74007700	12	BEARING (std.)
	74007740	12	BEARING (.010")
	74007741	12	BEARING (.020")
	74008168	12	BEARING (.030")
			} See item 9
4	74023970	6	PIN
5	70927693	12	RING
6	74020049	6	BUSHING
7	74062157	6	RING SET (Rings for one Piston)
8	74062355	6	□ PISTON KIT (Includes items 4, 5, 7 and 8)(Qty. indicated is for one engine assy.)
9	74061928	1	KIT, bearing (std.)
	74061929	1	KIT, bearing (.010")
	74061930	1	KIT, bearing (.020")
	74062181	1	KIT, bearing (.030")
			} Each Kit consists of 12 connecting rod bearings



T-70753

USAGE: 2800 MKI, Loader S/N55S01001-up; also 76L01801-up excluding 76L01895-01901.

ITEM	PART NO.	QTY.	DESCRIPTION
1	74022911	1	*GASKET
2	74007148	6	VALVE, exhaust
3	74023378	6	VALVE, intake

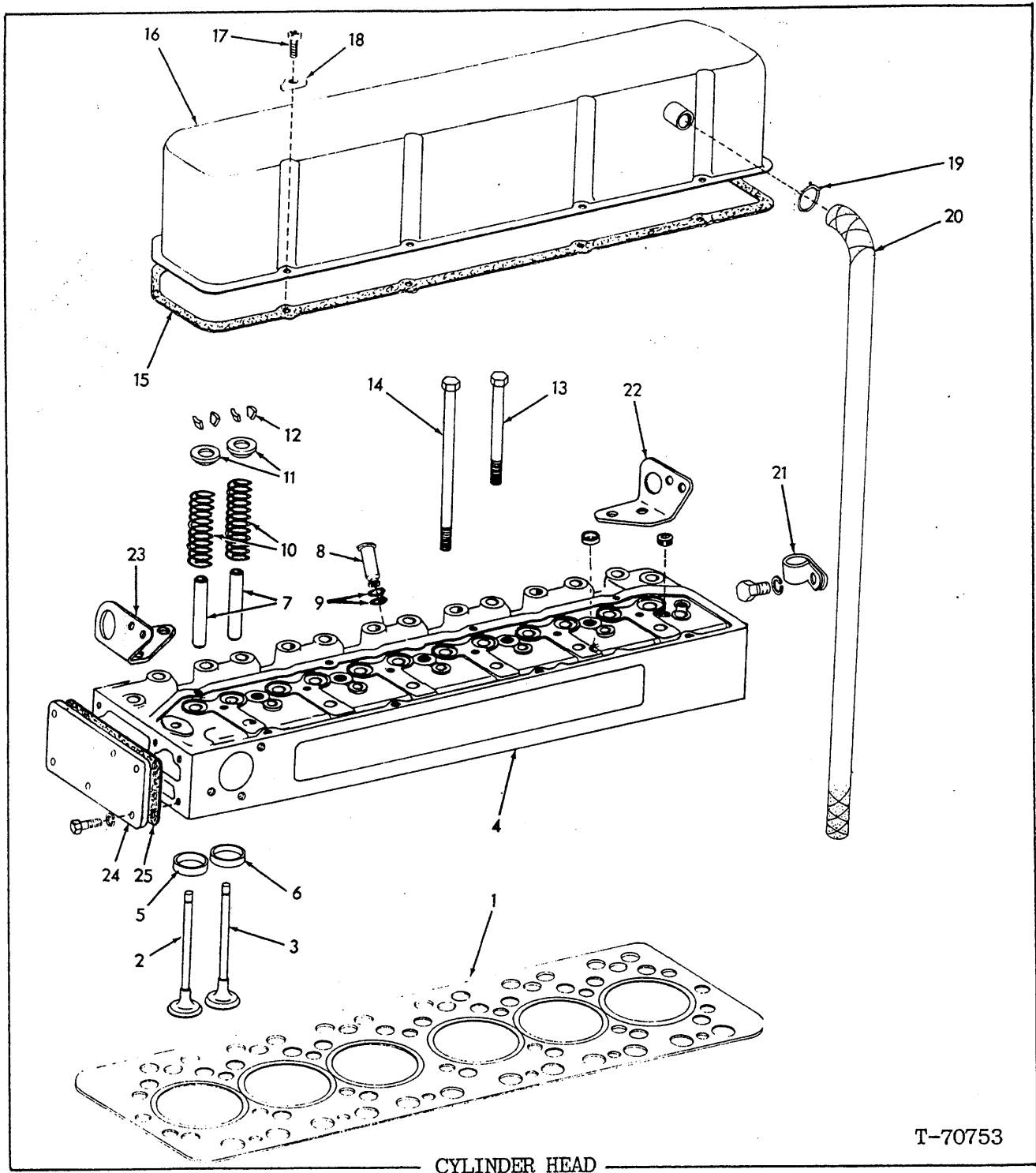
(Continued)

(Revised January 1986)

CYLINDER HEAD (Continued)

ITEM	PART NO.	QTY.	DESCRIPTION
4	74023376	1	HEAD ASSY. (Includes items 5 thru 9 and Plugs indented below)
	70918851	6	PLUG, hex. skt. hd., 3/4" pipe
5	74023380	6	INSERT, exhaust valve seat (std.)
	74023384	6	INSERT, exhaust valve seat (.005")
6	74023382	6	INSERT, intake valve seat (std.)
	74020147	6	INSERT, intake valve seat (.005")
7	74022595	12	GUIDE, intake and exhaust valve
8	74035186	12	SPRING, intake and exhaust valve
9	74020408	12	RETAINER
10	74376497	24	LOCK
11	74035388	21	CAPSCREW
12	74035389	6	CAPSCREW
13	74008074	1	□GASKET
14	74023921	1	COVER (Engines prior to S/N 49-08437)
	74008267	1	COVER (Engines S/N 49-08437 and up)
15	74153776	8	SCREW
16	74025491	8	WASHER
17	74255930	1	CLAMP (Engines prior to S/N 49-08437)
	74253977	1	CLAMP (Engines S/N 49-08437 and up)
18	74024090	1	HOSE (3/4" I.D.)(Engines prior to S/N 49-08437)
	74008275	1	HOSE (1" I.D.)(Engines S/N 49-08437 and up)
19	70926179	1	CLAMP (Engines prior to S/N 49-08437)
	70933675	1	CLAMP (Engines S/N 49-08437 and up)
	70916268	1	CAPSCREW, 3/8"NC x 5/8"
	70910287	1	LOCKWASHER, 3/8"
20	74023913	2	EYE, lifting

□See PACKAGED PARTS



T-70753

USAGE: 649T engine. Loader S/N 76L01895-01901.

ITEM	PART NO.	QTY.	DESCRIPTION
1	74007790	1	GASKET
2	74007148	6	VALVE, exhaust
3	74023378	6	VALVE, intake

(Continued)

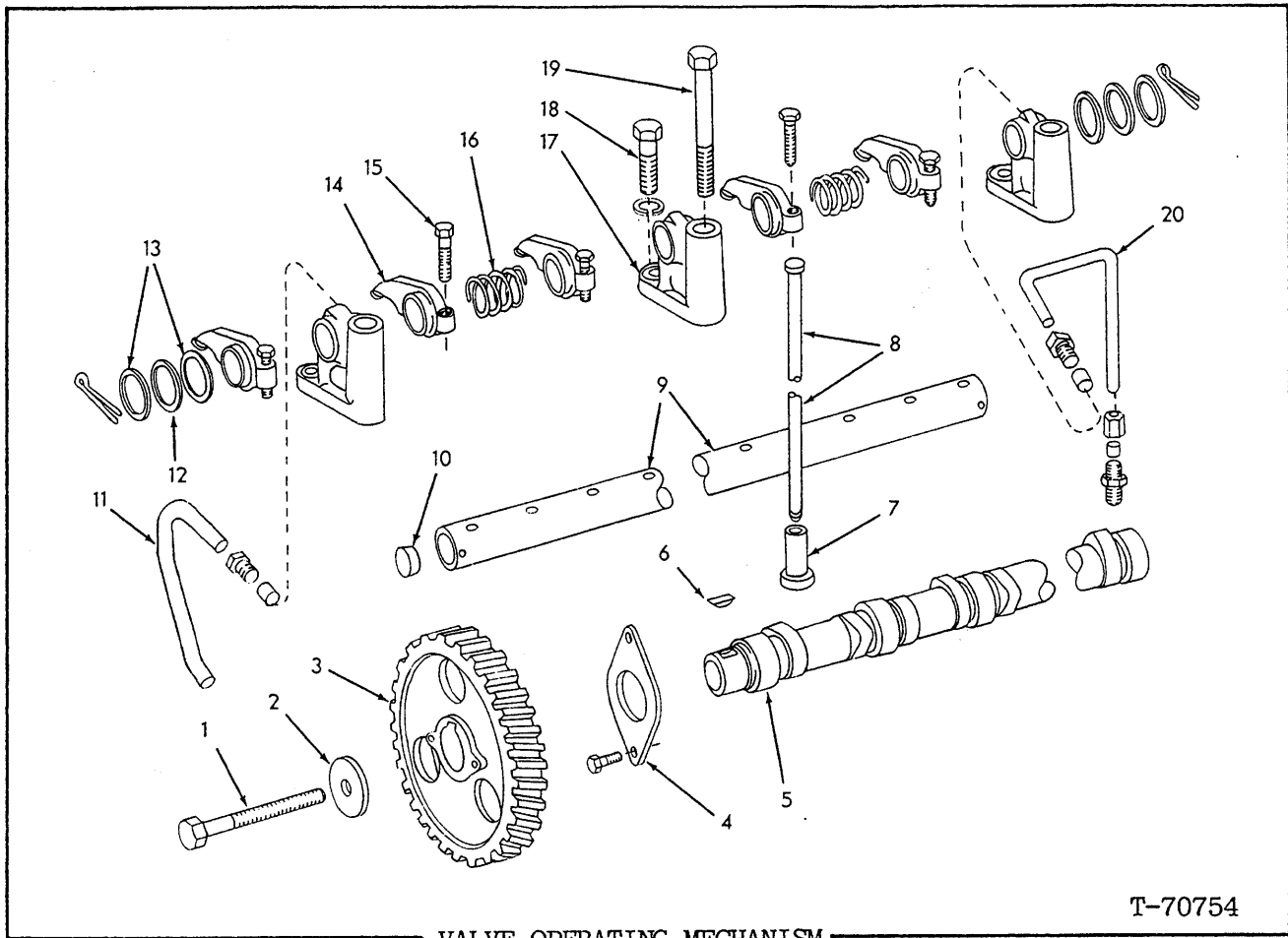
(Added January 1986)

CYLINDER HEAD(Continued)

ITEM	PART NO.	QTY.	DESCRIPTION
4	74009438	1	HEAD ASSY.(Includes items 5-9 and Plugs indented below)
	74255577	1	PLUG, hex.skt.hd., 3/4" pipe
	70928879	5	PLUG
5	74023380	6	INSERT, exhaust valve seat(std.)
	74023384	6	INSERT, exhaust valve (.005")
6	74023382	6	INSERT, intake valve seat(std.)
	74020147	6	INSERT, intake valve seat(.005")
7	74022595	12	GUIDE, intake and exhaust valve
8	74009255	6	SLEEVE, injection nozzle
9	70928795	12	O-RING, injection nozzle sleeve
10	74035186	12	SPRING, intake and exhaust valve
11	74020408	12	RETAINER
12	74376497	24	LOCK
13	74035388	21	CAPSCREW
14	74035389	6	CAPSCREW
15	74008074	1	*GASKET
16	74023921	1	COVER
17	74153776	8	SCREW
18	74025491	8	WASHER
19	74253977	1	CLAMP
20	74008275	1	HOSE(1" I.D.)
21	70933675	1	CLAMP
	70916268	1	CAPSCREW, 3/8"NC x 5/8"
	70910287	1	LOCKWASHER, 3/8"
22	74009542	1	EYE, lifting, rear
23	74009543	1	EYE, lifting, front
24	74006952	1	COVER
	70916271	6	CAPSCREW, 3/8"NC x 1"
	74020145	6	WASHER
25	74008795	1	GASKET

\*See PACKAGED PARTS

(Revised January 1986)



VALVE OPERATING MECHANISM

T-70754

ITEM	PART NO.	QTY.	DESCRIPTION
1	70925821	1	CAPSCREW, 7/16"NC x 4"
2	74022339	1	WASHER
3	74022292	1	KIT, camshaft gear(Includes gear and instruction sheet)
4	74021454	1	PLATE
	74254864	2	BOLT, place
5	74022519	1	KIT, camshaft(Includes camshaft and instruction sheet)
6	74022430	1	KEY
7	74026699	12	TAPPET
8	74020185	12	ROD
9	74021452	1	SHAFT(2800 MKI)(Loader S/N55S01001-up; also 76L01801-up excluding 76L01895-01901)
	74009186	1	SHAFT(649T)(Loader S/N 76L01895-01901)
	70911064	2	PIN, cotter, 1/8" x 1-3/8"
10	74512644	2	STOPPER
11	74020359	1	TUBE, oil drain(2800 MKI)Loader S/N 55S01101-up; also 76L01801-up excluding 76L01895-01901)
	74008354	1	TUBE, oil drain(649T)(Loaders S/N 76L01895-01901)
	70913536	1	NUT, compression, 1/4"tube, 7/16" str.thd.)
	70911435	1	SLEEVE, compression, 1/4" tube

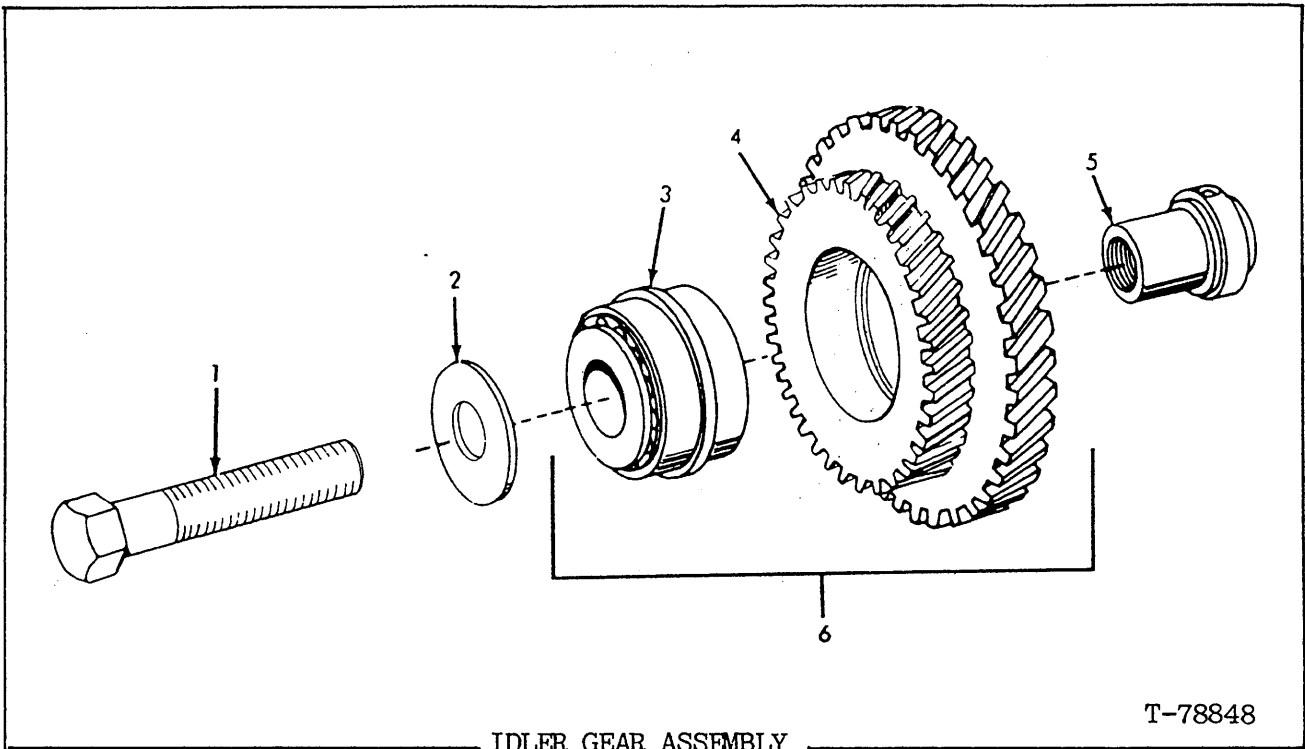
(Continued)

(Revised January 1986)



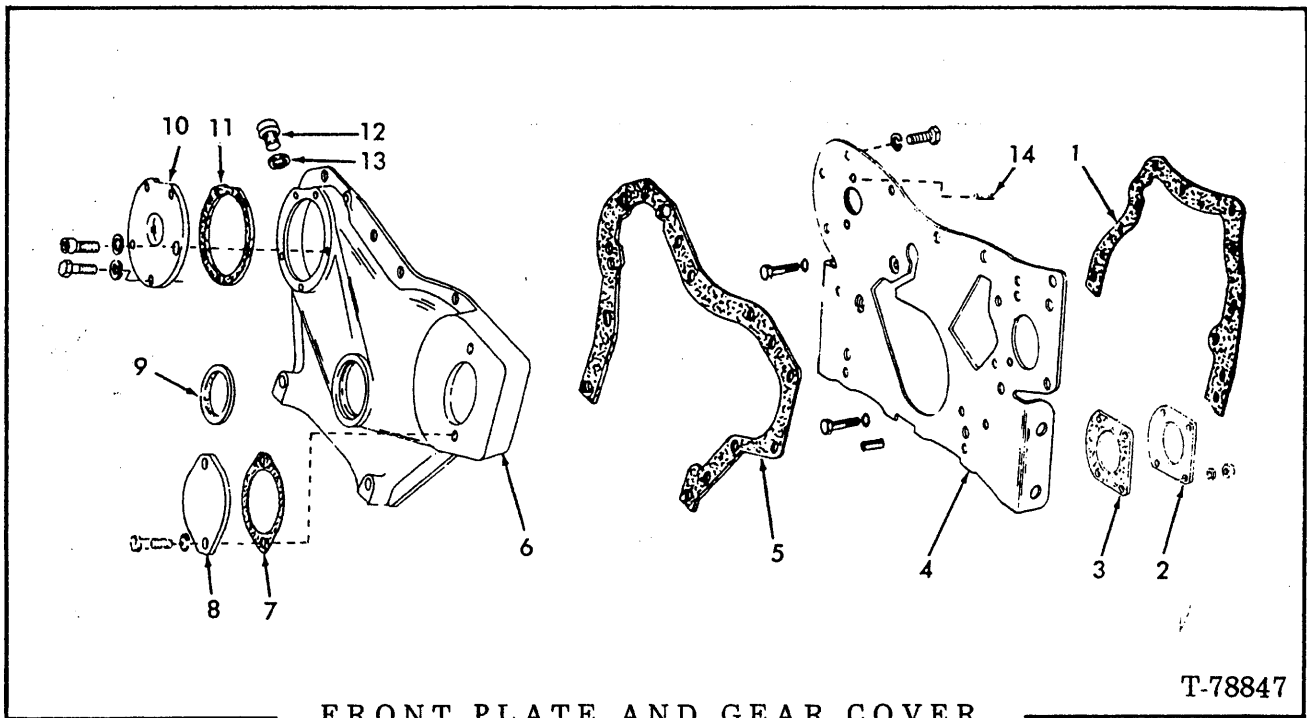
VALVE OPERATING MECHANISM (Continued)

ITEM	PART NO	QTY.	DESCRIPTION
12	74025193	2	WASHER, spring
13	74025194	4	WASHER, spacer
14	74025188	12	ARM ASSY. (Includes item 15)
15	74513206	12	SCREW
16	74025191	5	SPRING
17	74020143	6	BRACKET
18	70919224	6	CAPSCREW, 3/8" NC x 1-1/8"
	70910287	6	LOCKWASHER, 3/8"
19	74035389	6	CAPSCREW
20	74020683	1	TUBE, oil feed
	70911435	2	SLEEVE, compression, 1/4" tube
	70913536	1	NUT, compression, 1/4" tube, 7/16" str. thd.
	70914626	1	CONNECTOR, 1/4" tube, 1/8" taper thd.
	70911437	1	NUT, compression, 1/4" tube, 7/16" str. thd.



ITEM	PART NO.	QTY.	DESCRIPTION
1	70921539	1	CAPSCREW, 1/2"NC x 3-1/2"
2	74025461	1	WASHER
3	74025082	1	BEARING ASSY.
4	-----	1	GEAR(Order item 6)
5	74020102	1	SHAFT(2800 MKI)(Loader S/N 55S01001-up; also 76L01801-up excluding 76L01895-01901)
	74007230	1	SHAFT(649T)(Loader S/N 76L01895-01901)
6	74022231	1	GEAR ASSY.(Includes items 3 and 4)

(Revised January 1986)

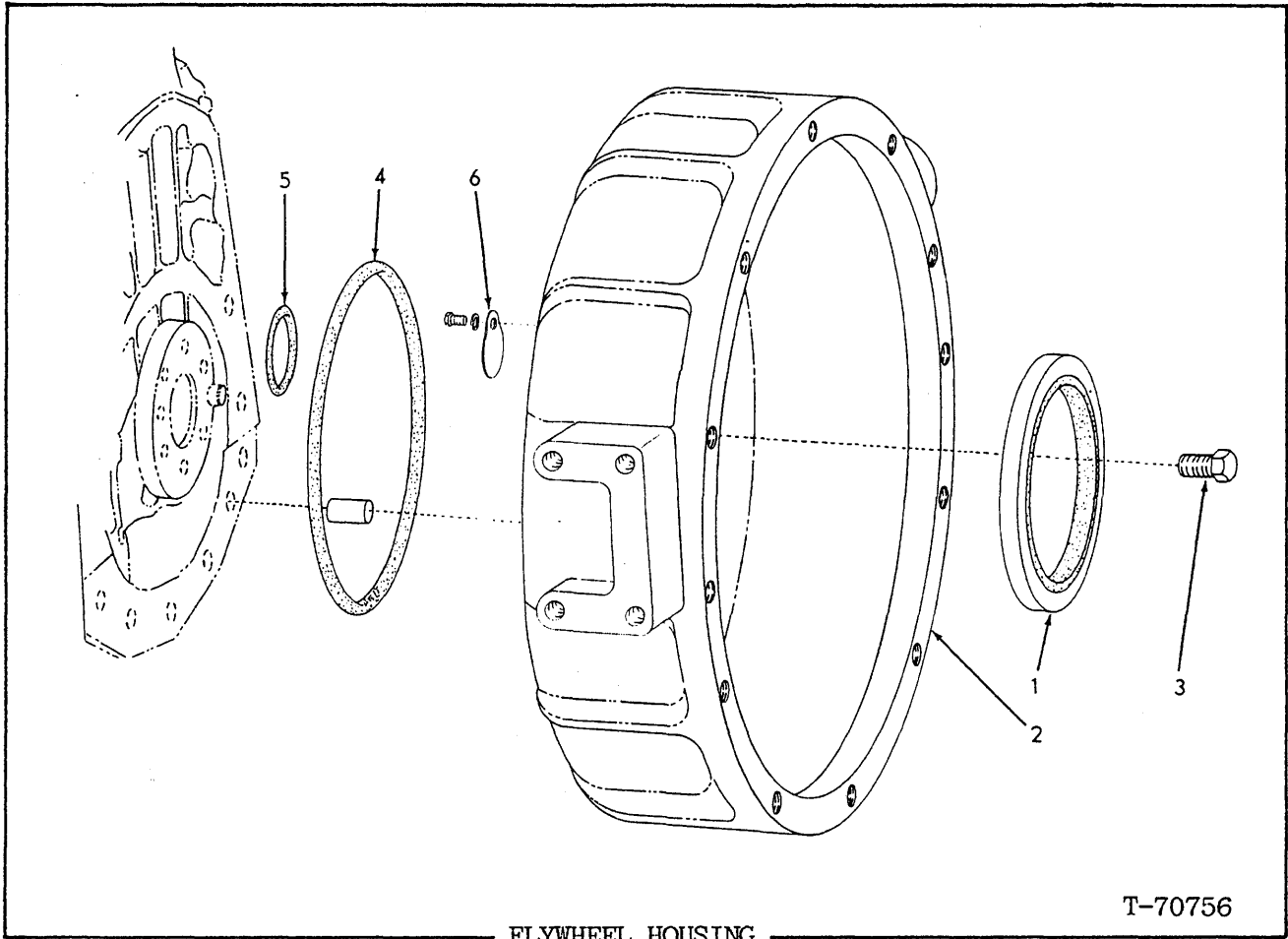


FRONT PLATE AND GEAR COVER

T-78847

ITEM	PART NO.	QTY.	DESCRIPTION
1	74020098	1	<input type="checkbox"/> GASKET
2	74027735	1	COVER
	70916272	2	CAPSCREW, 3/8" NC x 1-1/4"
	70910287	2	LOCKWASHER, 3/8"
	70900367	2	NUT, 3/8" NC
3	74025343	1	GASKET
4	74007891	1	PLATE (Includes item 14)
	70916271	3	CAPSCREW, 3/8" NC x 1"
	70916269	2	CAPSCREW, 3/8" NC x 7/8"
	70910287	5	LOCKWASHER, 3/8"
5	74023567	1	<input type="checkbox"/> GASKET
6	74023858	1	COVER
	70919224	8	CAPSCREW, 3/8" NC x 1-1/8"
	70919227	4	CAPSCREW, 3/8" NC x 3-1/4"
	70910287	14	LOCKWASHER, 3/8"
	70913544	3	WASHER, plain, 3/8"
7	74026549	1	<input type="checkbox"/> GASKET
8	74025079	1	COVER
	-----	2	CAPSCREW, 3/8" NC x 1-3/4" } See page
	-----	2	WASHER, plain, 3/8" } 145
9	74024561	1	SEAL, crankshaft
10	74023857	1	PLATE
	70915813	4	CAPSCREW, 5/16" NC x 7/8"
	70927111	1	CAPSCREW, 5/16" NC x 7/8"
	70904205	4	LOCKWASHER, 5/16"
11	74023859	1	<input type="checkbox"/> GASKET
12	70226408	1	PLUG
13	70226012	1	<input type="checkbox"/> GASKET
14	-----	-	STUD (See page 32)

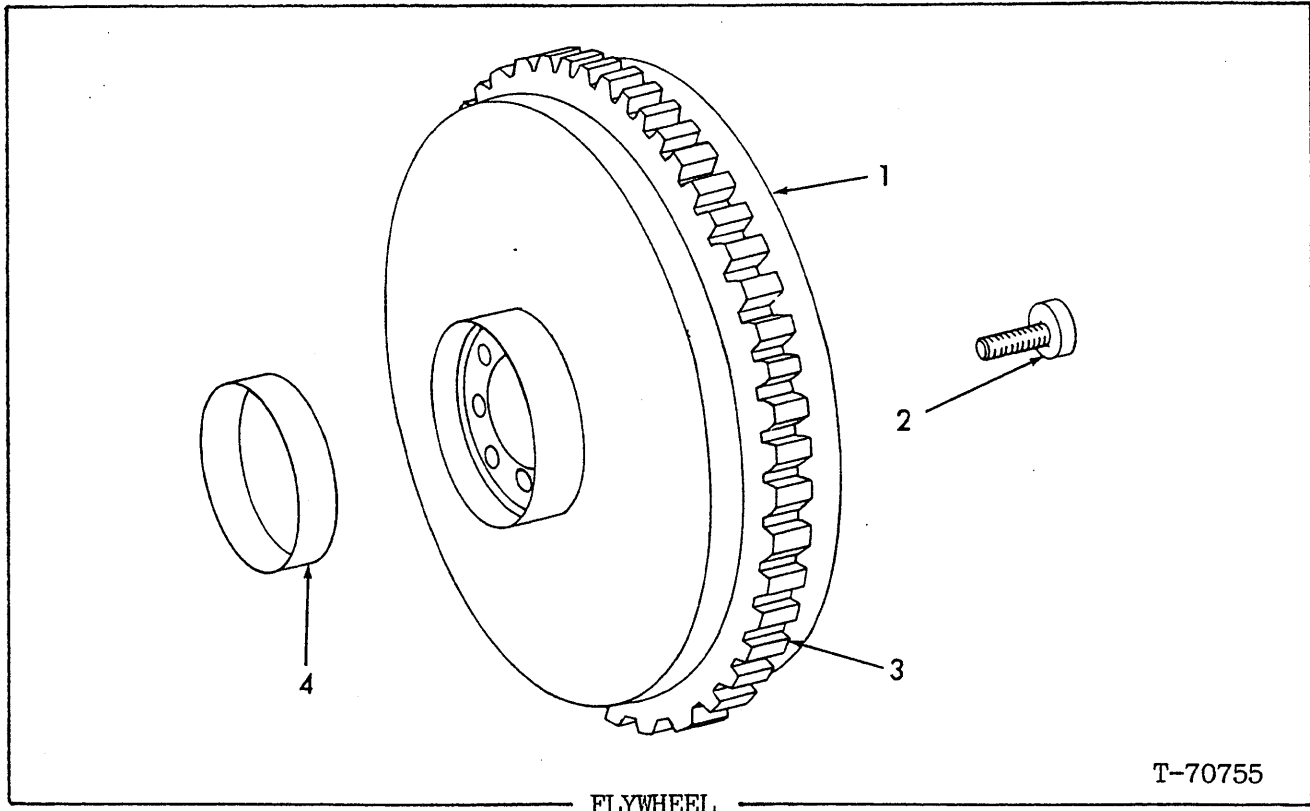
Also see PACKAGED PARTS



FLYWHEEL HOUSING

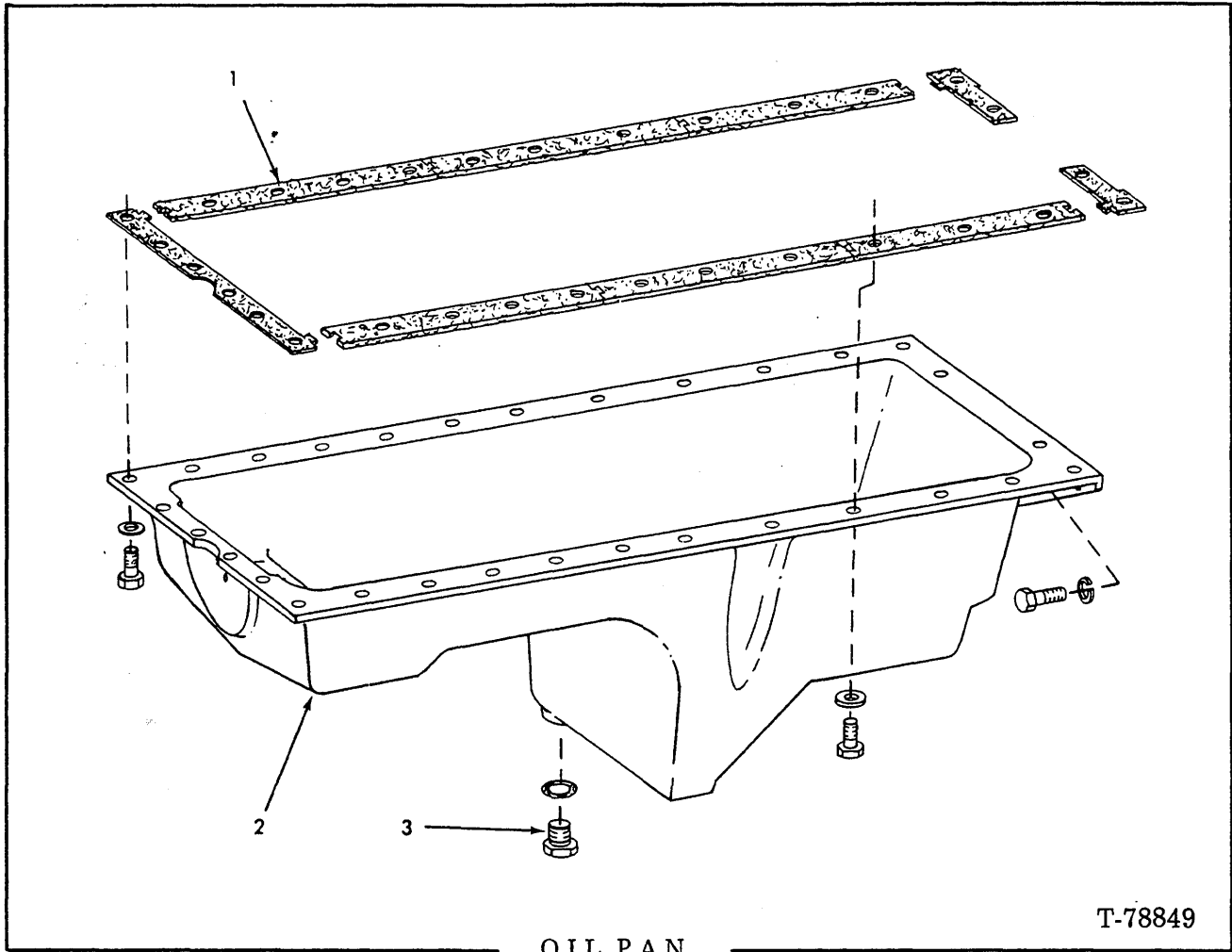
ITEM	PART NO.	QTY.	DESCRIPTION
1	74024562	1	SEAL
2	74024459	1	HOUSING(2800 MKI)(LOADER S/N 55S01001-up; also 76L01801-up excluding 76L01895-01901)
	74008289	1	HOUSING(649T)(Loaders S/N 76L01895-01901)
	70918888	1	PLUG, hex skt., 1" pipe
	70920333	1	PLUG, 3/8" pipe
	70917021	2	PIN, dowel, 1/2" x 1"
3	70916311	7	CAPSCREW, 1/2"NC x 1-1/4"
4	74020016	1	*O-RING
5	74020879	1	*O-RING
6	74255155	1	COVER
	70916284	1	CAPSCREW, 1/4"NC x 1/2"
	70904204	1	LOCKWASHER, 1/4"

\*Also see PACKAGED PARTS

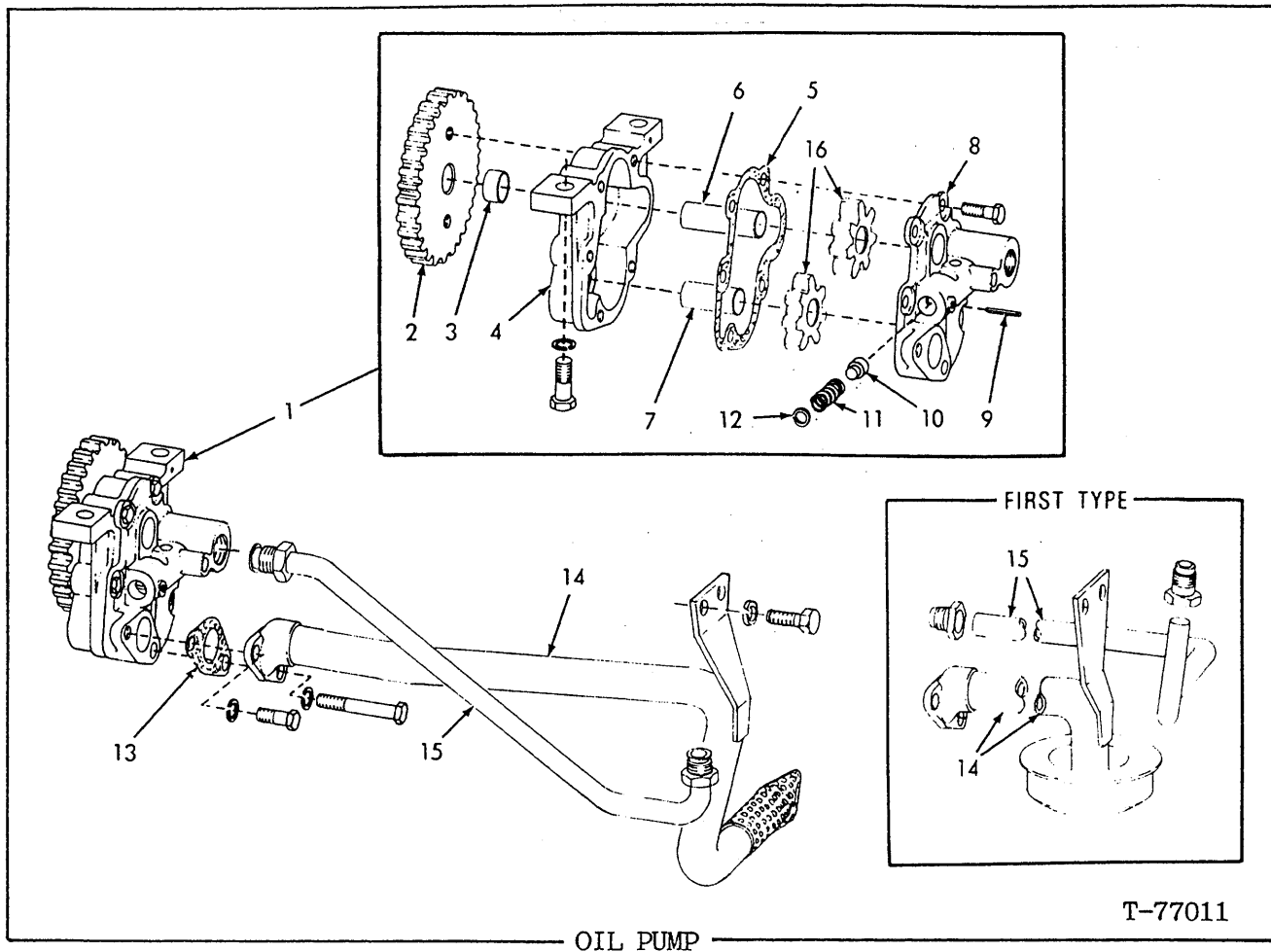


ITEM	PART NO.	QTY.	DESCRIPTION
1	74024456	1	FLYWHEEL ASSY.(Includes item 3)
2	74359808	6	CAPSCREW, flywheel to crankshaft(2800 MKI)(Loader S/N 55S01001-up; also 76L01801-up excluding 76L01895-01901)
	74035534	6	CAPSCREW, flywheel to crankshaft(649T)(Loader S/N 76L01895-01901)
3	74514230	1	GEAR
4	74514813	1	SLEEVE(2800 MKI)(Loader S/N 55S01001-up; also 76L01801-up excluding 76L01895-01901)
	74008130	1	SLEEVE(649T)(Loader S/N 76L01895-01901)

(Revised January 1986)



ITEM	PART NO.	QTY.	DESCRIPTION
1	74021022	1	GASKET SET (Includes 9 pieces)
2	74024431	1	PAN
	70914670	2	CAPSCREW, 5/16" NC x 1-1/8"
	70914392	4	CAPSCREW, 5/16" NC x 1"
	70915807	28	CAPSCREW, 5/16" NC x 1-1/4"
	70912369	34	WASHER, plain, 5/16"
	70921073	1	PLUG, 1" pipe
3	70921204	1	PLUG, 3/4" tube, 1-1/16" str. thd. (Includes O-RING indented below)
	70921206	1	O-RING



USAGE: 2800 MKI Engine. Loader S/N 55S01001-up; also 76L01801-up excluding 76L01895-01901.

ITEM	PART NO.	QTY.	DESCRIPTION
1	74023535	1	PUMP ASSY.(Bushing type)(Includes items 2-12)(Engine prior to S/N 2D-96079)(Order 74007945)
	74007945	1	PUMP ASSY.(Non-bushing type)(Includes item 2 and 4-12)(Engine S/N 2D-96079-up)
	70919224	2	CAPSCREW, 3/8"NC x 1 1/8"
	70910287	2	LOCKWASHER, 3/8"
2	74023622	1	GEAR
3	74393346	2	BUSHING(Engines prior to S/N 2D-96079)
4	74023976	1	HOUSING(Includes item 3)(Engines prior to S/N 2D-96079)
	74007175	1	HOUSING(Engine S/N 2D-97079-up)
5	74024001	1	GASKET
6	74023754	1	SHAFT, drive
7	74026615	1	SHAFT, driven
8	74023972	1	COVER
	70914392	4	CAPSCREW, 5/16"NC x 1"
9	70915989	1	PIN, 3/16" x 1-3/8"

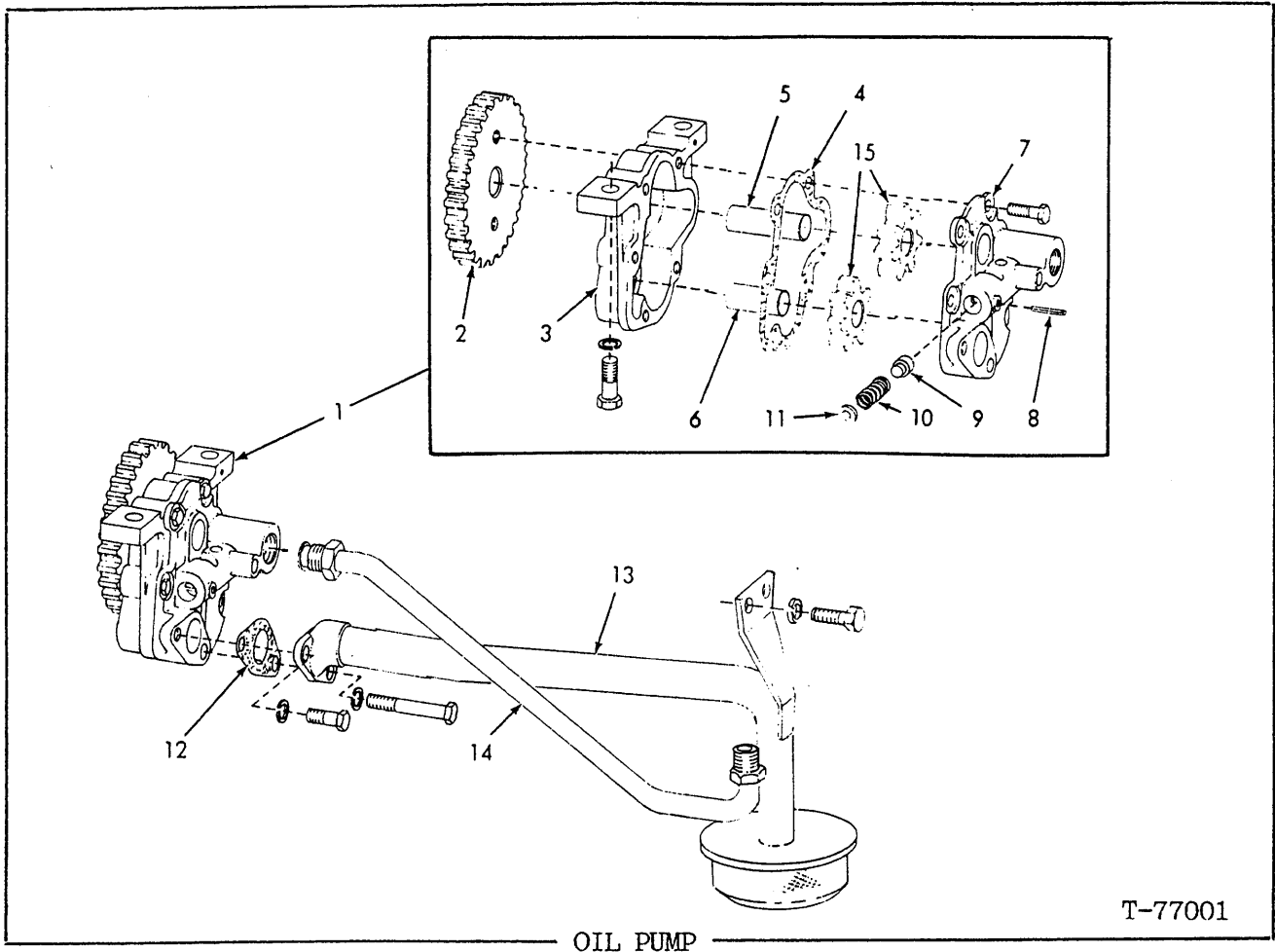
(Continued)

(Revised January 1986)

OIL PUMP(Continued)

ITEM	PART NO.	QTY.	DESCRIPTION
10	74354571	1	PISTON
11	74028888	1	SPRING
12	70913168	1	WASHER, 9/32"
13	74023459	1	GASKET
14	-----	1	TUBE AND SCREEN ASSY.(First type)(Order second type)
	74008281	1	TUBE AND SCREEN ASSY.(Second type)
	70916281	1	CAPSCREW, 5/16"NC x 2-3/4"
	70914932	3	CAPSCREW, 5/16"NC x 1"
	70904205	4	LOCKWASHER, 5/16"
15	-----	1	TUBE
	70921331	2	NUT, 3/4"tube, 1" str.thd. } First type. Order
	74009234	1	TUBE, flared, with nuts(Second type) } second type.
16	74024002	2	GEAR, (Engines prior to S/N 2D-96079)
	74007876	2	GEAR, (Engines S/N 2D-96079-up)

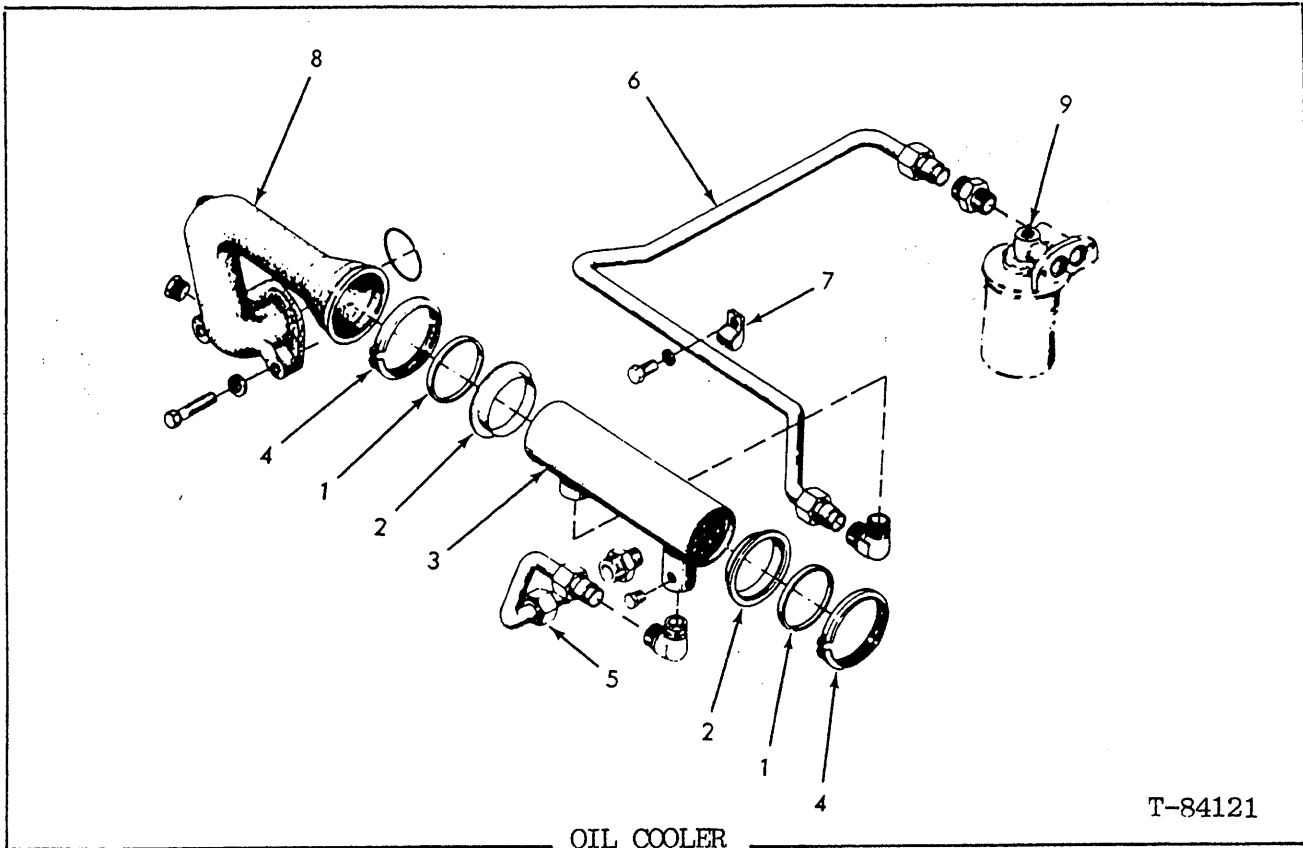




USAGE: 649T Engine. Loader S/N 76L01895-01901

ITEM	PART NO.	QTY.	DESCRIPTION
1	74008219	1	PUMP ASSY. (Includes item 2-11 and item 15)
	70928319	2	CAPSCREW, 3/8"NC x 1-1/8"
2	74023622	1	GEAR
3	74007177	1	HOUSING
4	74024001	1	GASKET
5	74023754	1	SHAFT, drive
6	74026615	2	SHAFT, driven
7	74023972	1	COVER
	70914392	4	CAPSCREW, 5/16"NC x 1"
8	70915989	1	PIN, 3/16" x 1-3/8"
9	74036923	1	PISTON
10	74028888	1	SPRING
11	70913168	1	WASHER, 9/32"
12	74023459	1	GASKET
13	74023461	1	TUBE AND SCREEN ASSY.
	70928318	1	CAPSCREW, 5/16"NC x 2-3/4"
	70928317	3	CAPSCREW, 5/16"NC x 1"
14	74009234	1	TUBE, flared, with nuts
15	74008057	2	GEAR

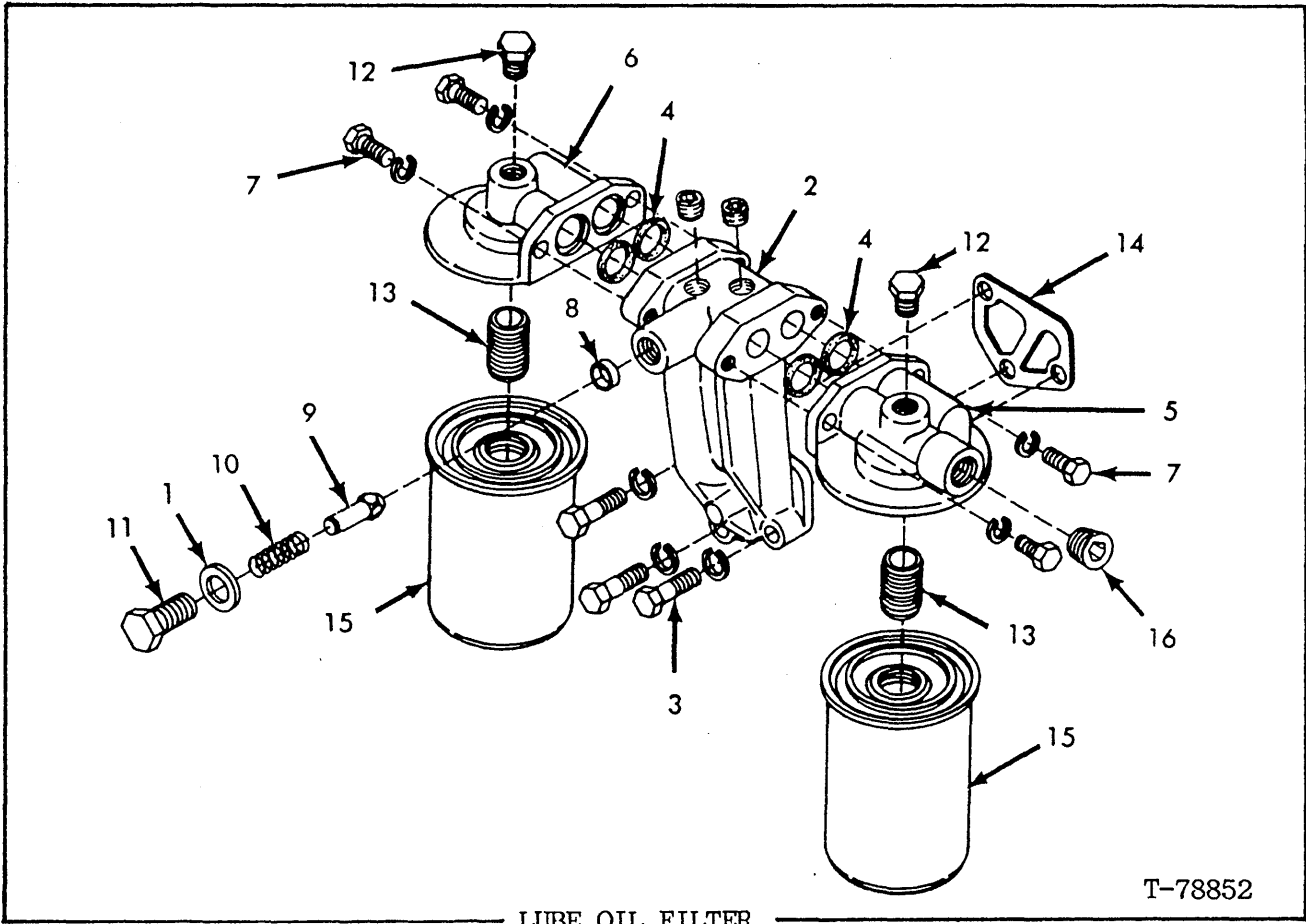
(Added January 1986)



USAGE: 649T Engine Loader S/N 76L01895-01901.

ITEM	PART NO.	QTY.	DESCRIPTION
1	74007631	2	O-RING(Rectangular)
2	74007630	2	FLANGE, cooler
3	74008567	1	COOLER, engine oil
	70919006	2	ELBOW, at cooler
	70919134	1	PLUG, pipe, 1/8"
4	74007991	2	COUPLING, V-Band(Includes Capscrew)
	70922969	2	CAPSCREW, 1/4"NC x 2"
5	74007634	1	TUBE ASSY., oil outlet
	70918980	2	SLEEVE
	70918978	2	NUT
	70921468	1	CONNECTOR, male, 3/4" x 1/2"
6	74008828	1	TUBE ASSY., oil inlet from filter
	70918980	2	SLEEVE
	70918978	2	NUT
	70921468	1	CONNECTOR, male, 3/4" x 1/2"
7	74253741	1	CLAMP
	70922763	1	CAPSCREW, 3/8"NC x 1"
	70910287	1	LOCKWASHER
8	74008905	1	ELBOW, water outlet
	70933649	1	O-RING
	70916257	1	CAPSCREW, 7/16"NC x 2-1/2"
	70914883	1	CAPSCREW, 7/16"NC x 4-1/2"
	70914678	2	LOCKWASHER
	70920525	1	PLUG, 3/4"NPT
9	-----	-	HEADER,(See Lube Oil Filter)

(Added January 1986)



ITEM	PART NO.	QTY.	DESCRIPTION
-	74006576	1	HEADER ASSY.(2800 MKI)(Includes items 1,2 and 4-13)(Loader S//N 55S01008-up; also 76L01801-up; excluding 76L01895-01901)
-	74006577	1	HEADER ASSY.(649T)(Includes items 1,2 and 4-13)(Loader S/N 76L01895-01901)
1	70916777	1	WASHER, copper, 3/4"
2	74006545	1	MANIFOLD(First type)
	74007875	1	MANIFOLD(Second type)(Requires use of PLUGS indented below)
	74255577	2	PLUG
3	70920648	3	CAPSCREW, 7/16"NC x 2"
	70929934	3	WASHER, plain, 15/32"
4	70927043	4	O-RING
5	74006547	1	HEADER(R.H.)
6	74006546	1	HEADER(L.H.)
7	70916272	4	CAPSCREW, 3/8"NC x 1-1/4"
	70911115	4	WASHER, plain, 3/8"
8	74507673	1	SEAT
9	74507374	1	PISTON
10	74500231	1	SPRING
11	70920015	1	CAPSCREW, 3/4"NF x 1"
12	70919134	2	PLUG, 1/8" pipe
13	74028829	2	NIPPLE

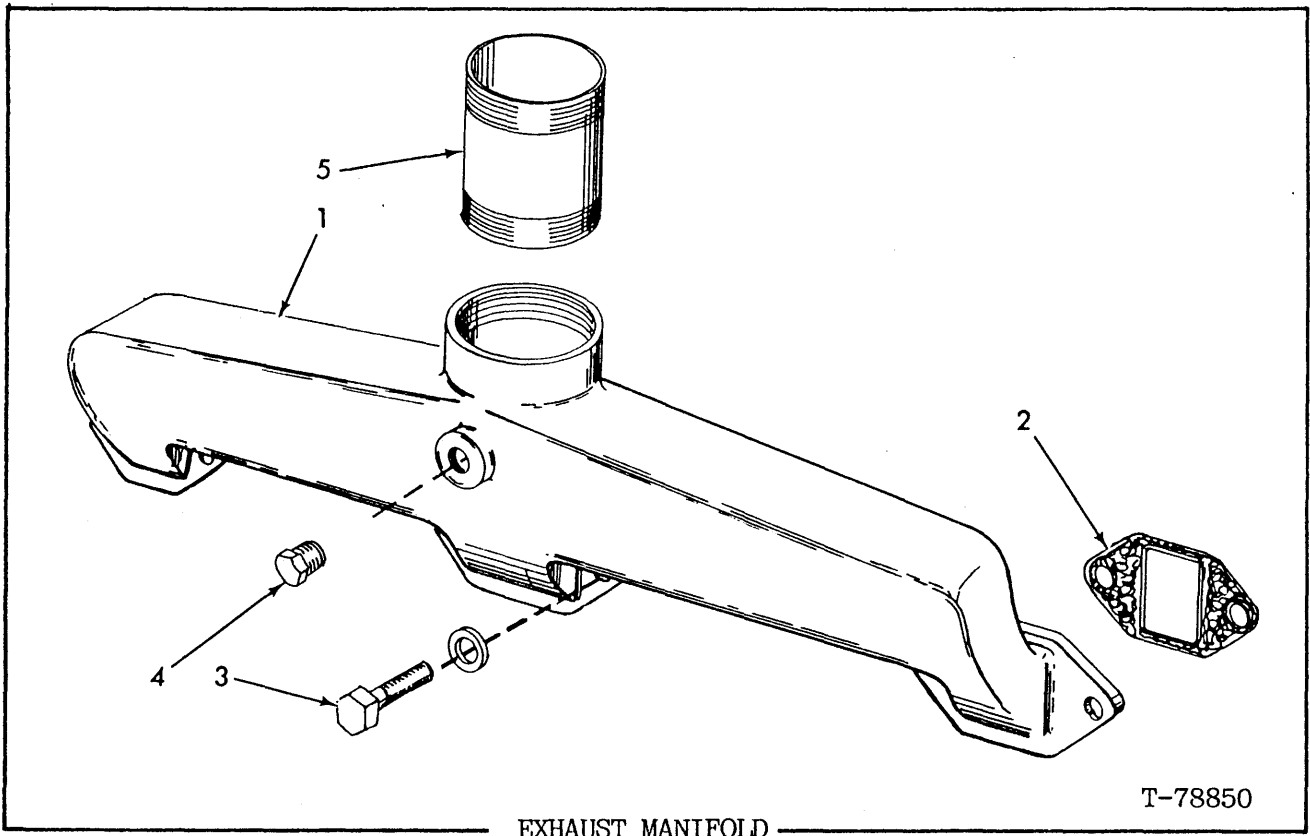
(Revised January 1986)

LUBE OIL FILTER(Continued)

ITEM	PART NO.	QTY.	DESCRIPTION
14	74025120	1	*GASKET, manifold
15	74023548	2	FILTER, oil(2800 MKI)(Loader S/N 55S01001-up; also 76L01801-up excluding 76L01895 thru 76L01901)
	74035556	2	FILTER, oil(649T)(Loader S/N 76L01895-01901)
16	70917970	1	PLUG, 1/2" pipe, hex socket(2800 MKI Engine only)

\*See PACKAGED PARTS

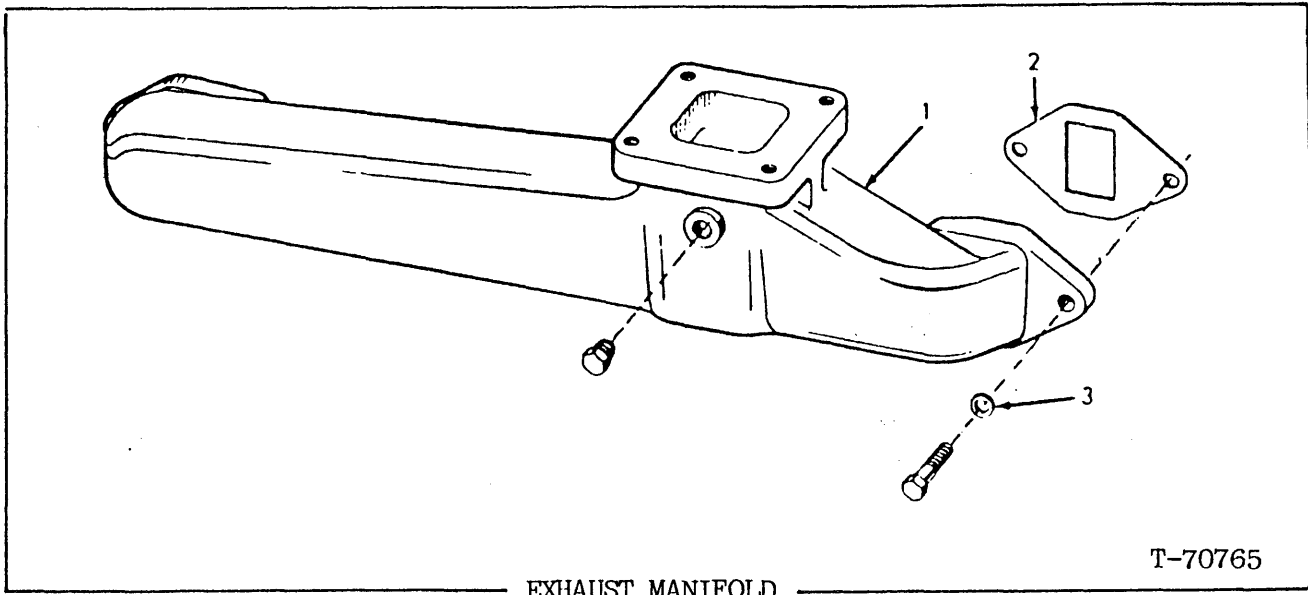
(Added January 1986)



USAGE: 2800 MKI Engine. Loader S/N 55S01001-up; also 76L01801-up excluding 76L01895-01901.

ITEM	PART NO.	QTY.	DESCRIPTION
1	74023903	1	MANIFOLD
2	74020090	3	*GASKET
3	74021803	6	CAPSCREW
	74506761	6	WASHER
4	70919840	1	PLUG, 1/4" pipe
5	70933258	1	NIPPLE, pipe, 2" x 8"

\*See PACKAGED PARTS

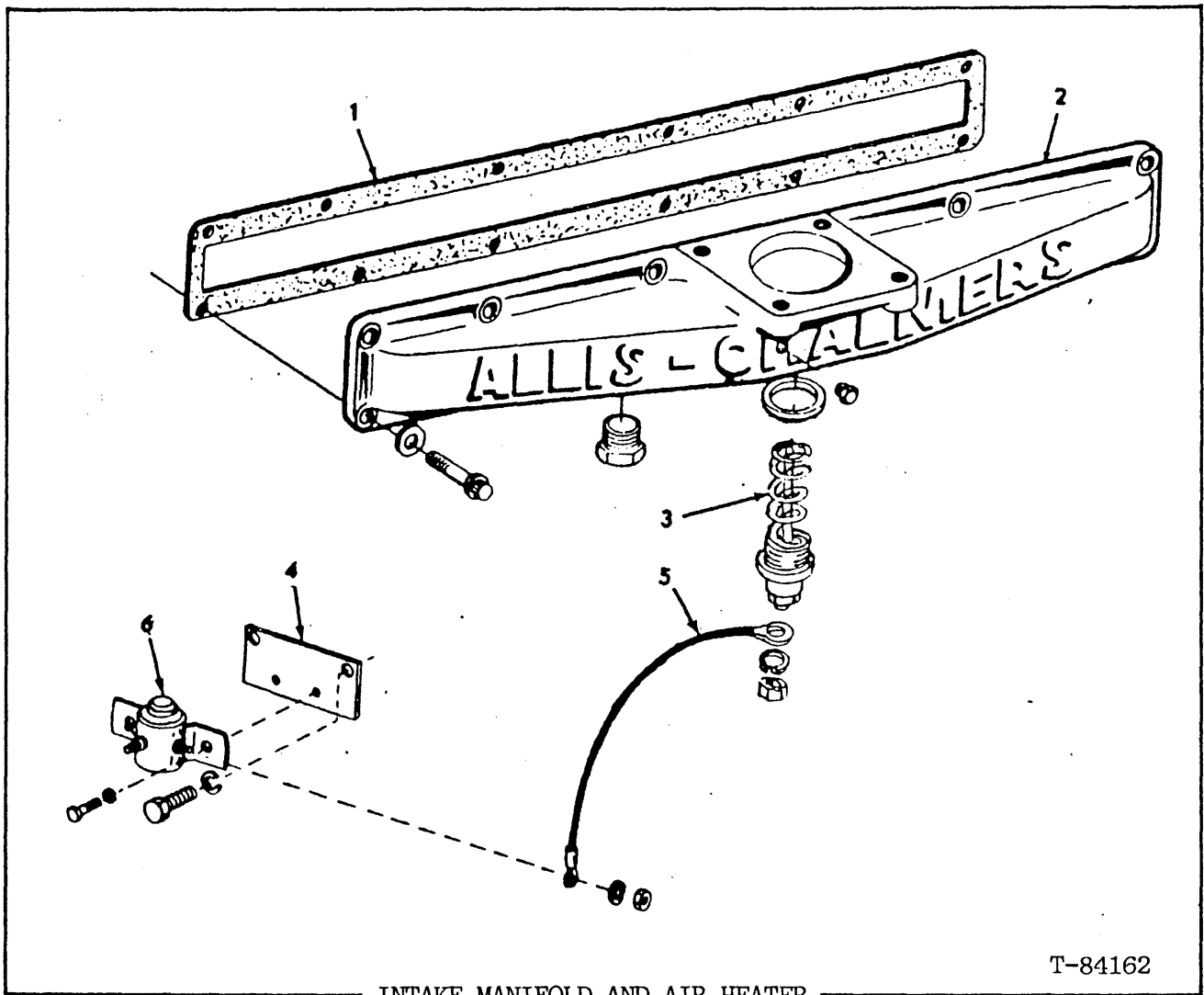


USAGE: 649T Engine. Loader S/N 76L01895-01901.

ITEM	PART NO.	QTY.	DESCRIPTION
1	74007652	1	MANIFOLD
	74021803	6	CAPSCREW
	70919134	1	PLUG, pipe, hex-hd., 1/8"NPT
	70919840	1	PLUG, pipe, hex-hd., 1/4"NPT
2	74020090	3	*GASKET
3	74506761	6	WASHER

\*See PACKAGED PARTS

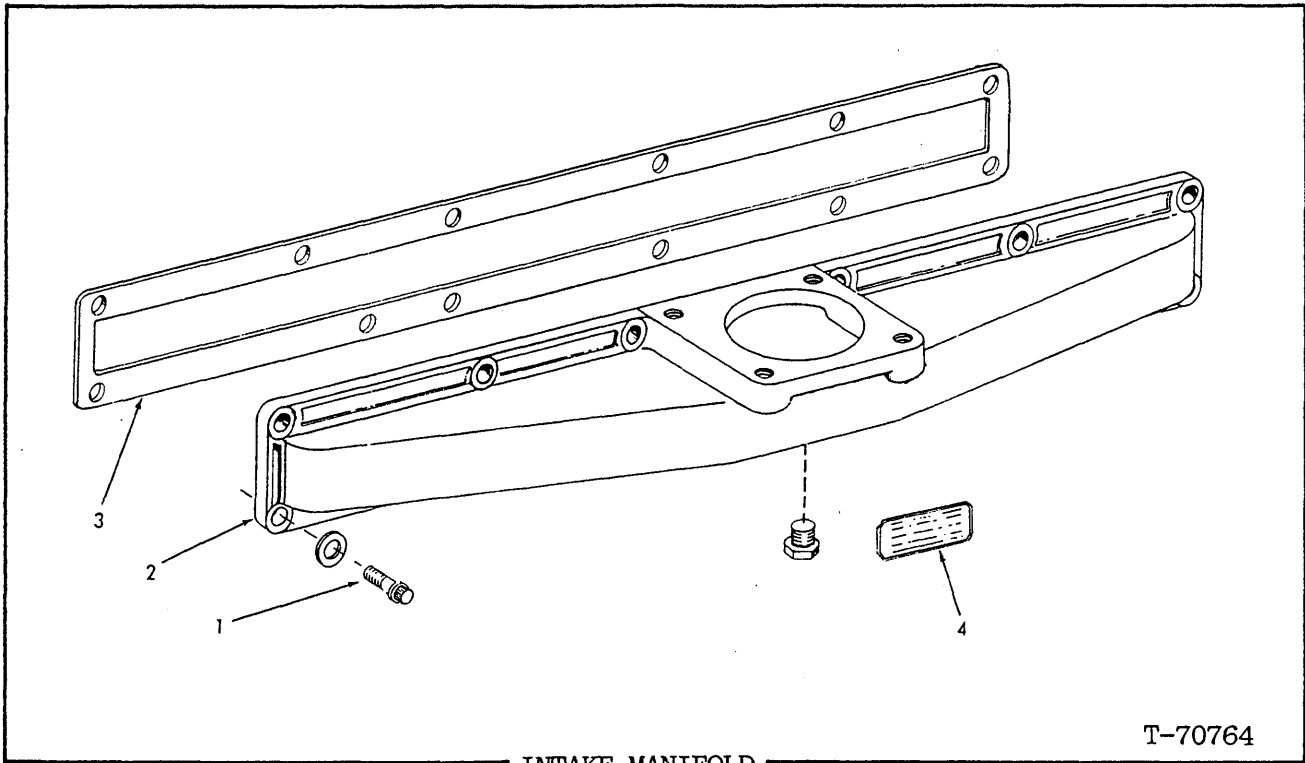
(Added January 1986)



USAGE: 649T Engine. Loader S/N 76L01895-01901.

ITEM	PART NO.	QTY.	DESCRIPTION
1	74021332	1	GASKET
2	74007430	1	MANIFOLD
	70922405	11	CAPSCREW, 12 pt., 5/16"NC x 1"
	70914392	1	CAPSCREW, 5/16"NC x 1"
	70930875	12	WASHER, plain, 5/16"
	70919134	1	PLUG, 1/8"NPT
	70918851	1	PLUG, hex.skt.hd., 3/4" pipe
3	74516760	1	ELEMENT
	74024554	1	GASKET
4	74024746	1	BRACKET
	70915807	1	CAPSCREW, 5/16"NC x 1-1/4"
	70904205	1	LOCKWASHER
5	-----	-	WIRE ASSY.
6	-----	-	SWITCH

See ELECTRICAL SYSTEM

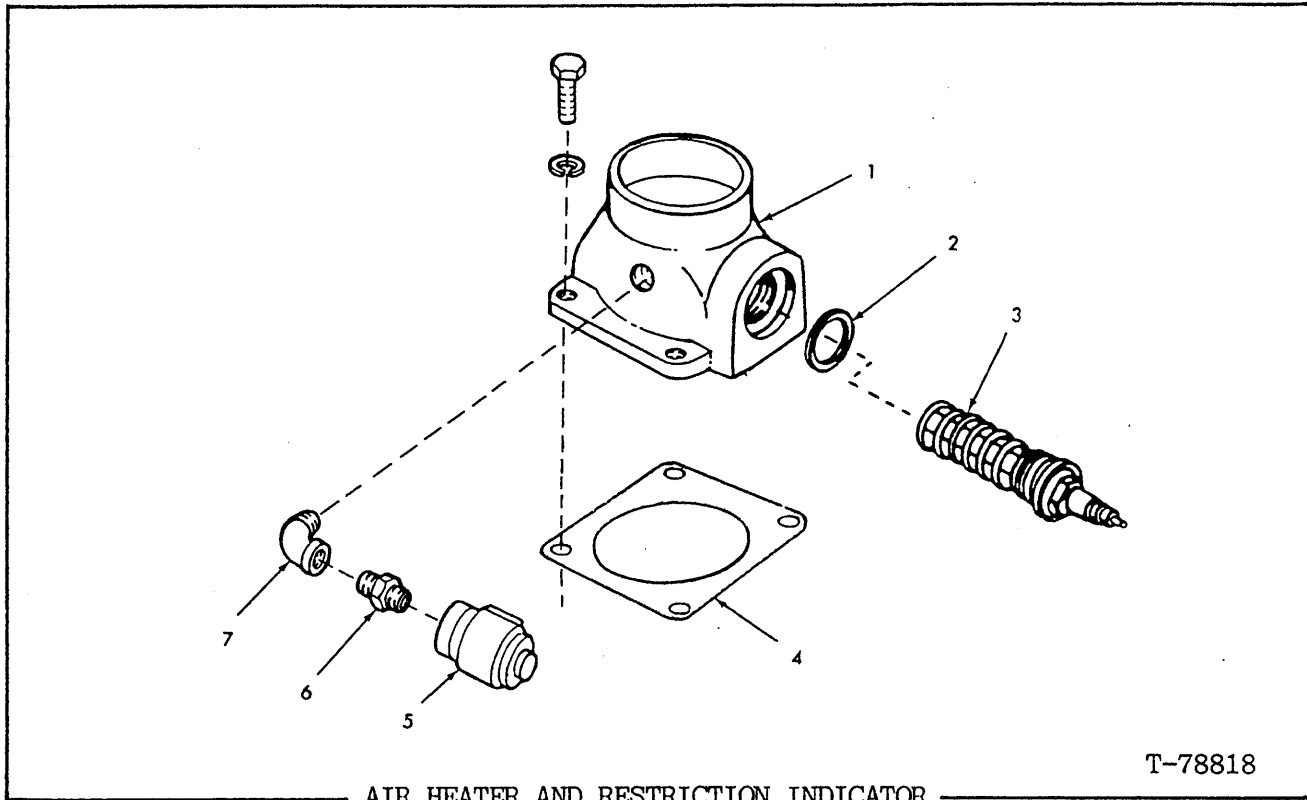


USAGE: 2800 MKI Engine. Loader S/N 55S01001-up; also 76L01801-up excluding 76L01895-01901.

ITEM	PART NO.	QTY.	DESCRIPTION
1	70922405	12	CAPSCREW, 5/16"NC x 1"
	70930875	12	WASHER, plain, 5/16"
2	74020017	1	MANIFOLD
	74371929	1	PLUG
	70919134	1	PLUG, 1/8"NPTF
3	74021332	1	*GASKET
4	73067621	1	DECAL, air restriction indicator(See page 161)

\*See PACKAGED PARTS

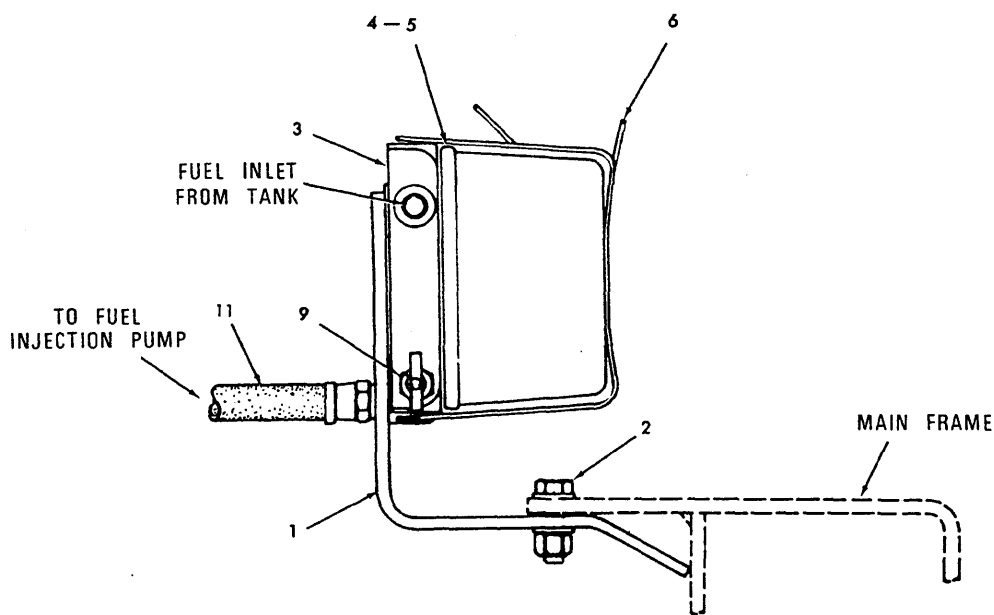
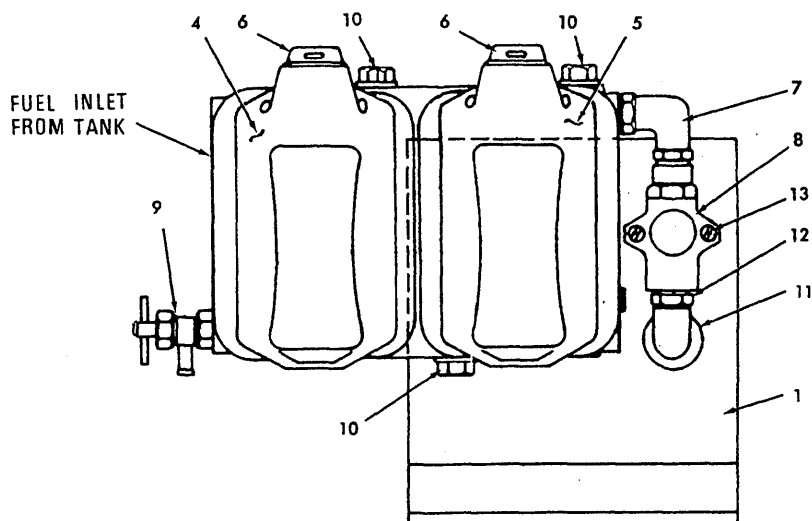




USAGE: 2800 MKI Engine. Loader S/N 55S01001-up; also 76L01801-up excluding 76L01895-01901.

ITEM	PART NO.	QTY.	DESCRIPTION
1	70248430	1	HOUSING
	70914392	4	CAPSCREW, 5/16"NC x 1"
	70904205	4	LOCKWASHER, 5/16"
	70901651	1	PLUG, 1/8" pipe(removed for item 7)
2	74512343	1	GASKET
3	74516760	1	ELEMENT
4	70242095	1	*GASKET
5	74021600	1	INDICATOR ASSY.            Each serviced only
6	70241056	1	NIPPLE ASSY.                as a unit.
7	70907059	1	ELBOW, street, 1/8" pipe

\*See PACKAGED PARTS



T-78861

FUEL FILTERS

USAGE : Used prior to engine S/N 49-03147 excluding 49-03137, 03143, 03144

ITEM	PART NO.	QTY.	DESCRIPTION
1	74024542	1	BRACKET
2	70916272	2	CAPSCREW, 3/8" NC x 1-1/4"
	70911115	2	WASHER, plain, 3/8"
	70915891	2	LOCKNUT, 3/8" NC

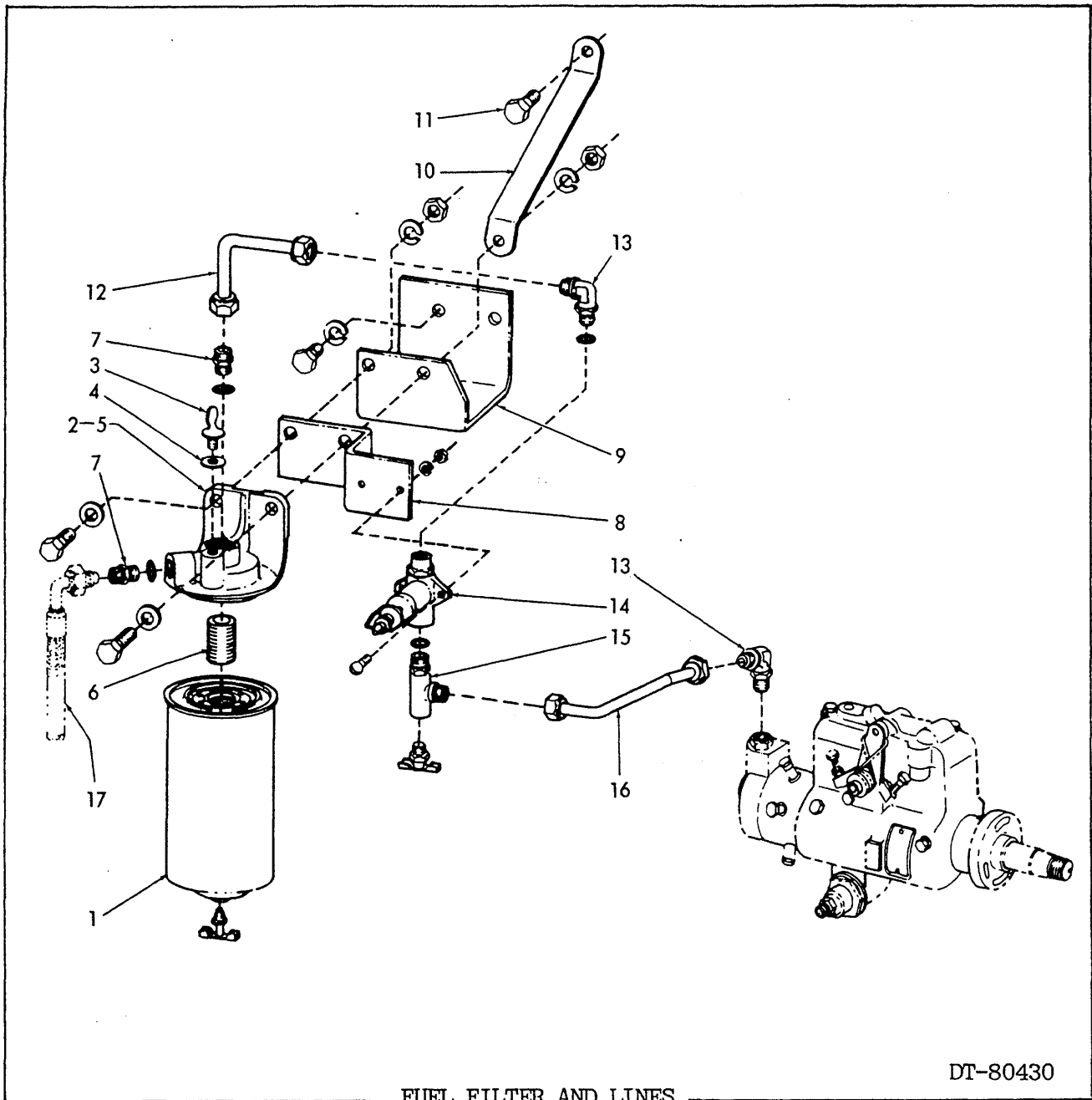
(Continued)

(Revised November 1979)

FUEL FILTERS (Continued)

ITEM	PART NO.	QTY.	DESCRIPTION
3	74006903	1	BASE
4	74024223	1	ELEMENT, water separator
5	74024232	1	ELEMENT, fuel filter
6	74024237	2	CLAMP
7	74024215	1	ELBOW, 1/2" str. thd. (Includes O-RINGS indented below)
	70921884	2	O-RING
8	74024229	1	PUMP ASSY., primer (See page 31)
9	74024217	2	VALVE, drain
10	70923167	2	PLUG, 1/2" str. thd. (Includes O-RING indented below)
	70921884	2	O-RING
11	74024544	1	HOSE ASSY. (See page 7)
12	70927055	2	ELBOW, 5/16" tube, 1/2" str. thd. (Includes O-RING indented below)
	70921884	2	O-RING
13	70912401	2	CAPSCREW, No. 10-24 x 1-1/4"
	70915503	2	WASHER, 7/32"
	70904203	2	LOCKWASHER, No. 10
	70901310	2	NUT, No. 10-24

ALWAYS GIVE MODEL AND SERIAL NUMBER WHEN ORDERING PARTS



USAGE: 2800 MKI. Effective with engine S/N 49-03147 including 49-03137, 03143, 03144

ITEM	PART NO.	QTY.	DESCRIPTION
1	74321716	1	FILTER
	70915514	1	DRAIN COCK, 1/8"NPT
2	74036098	1	BASE ASSY.(Includes items 3-6)
	70916191	1	CAPSCREW, 7/16"NC x 1-1/2"
	70916255	1	CAPSCREW, 7/16"NC x 1-3/4"
	70929934	2	WASHER, plain, 7/16"
	70914678	2	LOCKWASHER, 7/16"
	70912201	2	NUT, 7/16"NC

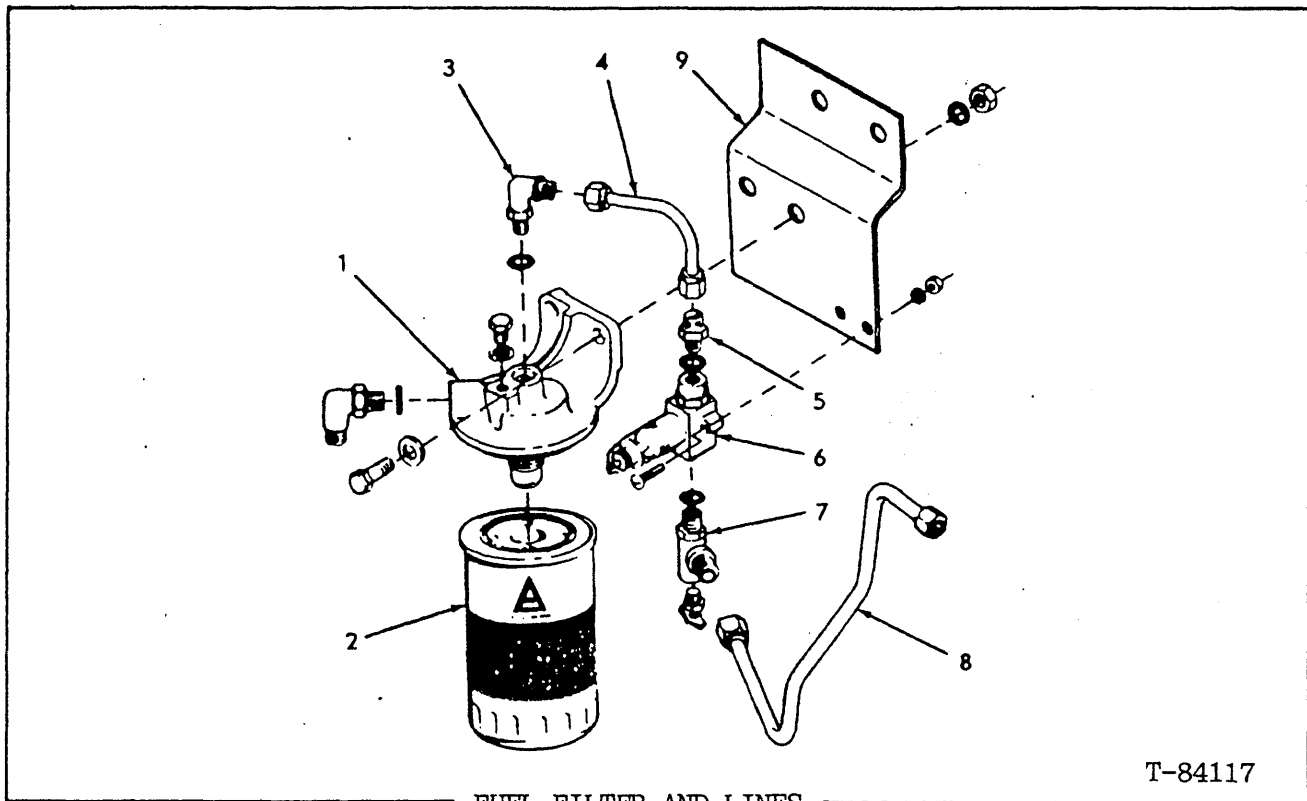
(Continued)

(Revised January 1986)

FUEL FILTER AND LINES (Continued)

ITEM	PART NO.	QTY.	DESCRIPTION
3	74036099	1	SCREW
4	74254873	1	WASHER
5	74028803	1	BASE
6	74025232	1	INSERT
7	74359776	2	CONNECTOR (Includes indented O-RING)
	70921885	2	O-RING
8	74008066	1	BRACKET
9	74008067	1	BRACKET
	70916254	2	CAPSCREW, 7/16" NC x 1"
	70914678	2	LOCKWASHER, 7/16"
10	74008327	1	BRACE
11	74021803	1	CAPSCREW
12	74008065	1	TUBE
	70917810	2	NUT, 3/8" tube
	70917807	2	SLEEVE, 3/8" tube
13	74023720	2	ELBOW (Includes indented O-RING)
	70921884	2	O-RING
14	74024229	1	PUMP ASSY. (See page 31)
	70914081	2	SCREW, No. 10-32 x 1"
	70904203	2	LOCKWASHER, #10
	70910251	2	NUT, #10-32
15	74007628	1	TEE (Includes nut, washer and indented O-RING)
	70921884	1	O-RING
	70915514	1	DRAIN COCK, 1/8" NPTF
16	74008383	1	TUBE
	70917810	2	NUT, 3/8" tube
	70917807	2	SLEEVE, 3/8" tube
17	-----	1	HOSE ASSY. } See page 37
	-----	1	SLEEVE } See page 37
	-----	1	NUT } See page 37

(Revised July 1980)



USAGE: 649T Engine. Loader S/N 76L01895-01901.

ITEM	PART NO.	QTY.	DESCRIPTION
1	74036098	1	BASE, filter(Includes Vent)
	74036540	1	PLUG(Vent) 3/8"
	74254873	1	WASHER
	70916197	2	CAPSCREW, 7/16"NC x 1-1/4"
	70929934	2	WASHER
	70914678	2	LOCKWASHER
	70912201	2	NUT
2	74321716	1	FILTER, fuel(Includes integral O-Ring)
3	74023721	1	ELBOW, outlet(Includes O-ring)
	70921885	1	O-RING
4	74007627	1	TUBE, to primer
	70917807	2	SLEEVE
	70917810	2	NUT
5	74023556	1	CONNECTOR, tube(Includes O-ring)
	70921884	1	O-RING
6	74009410	1	PUMP, hand primer(See page 31)
	70914081	2	SCREW, #10-32 x 1"
	70904203	2	LOCKWASHER
	70910251	2	NUT
7	74008064	1	TEE, primer vent(Includes O-ring)
	70921884	1	O-RING
	70915514	1	COCK, drain, 1/8"NPT

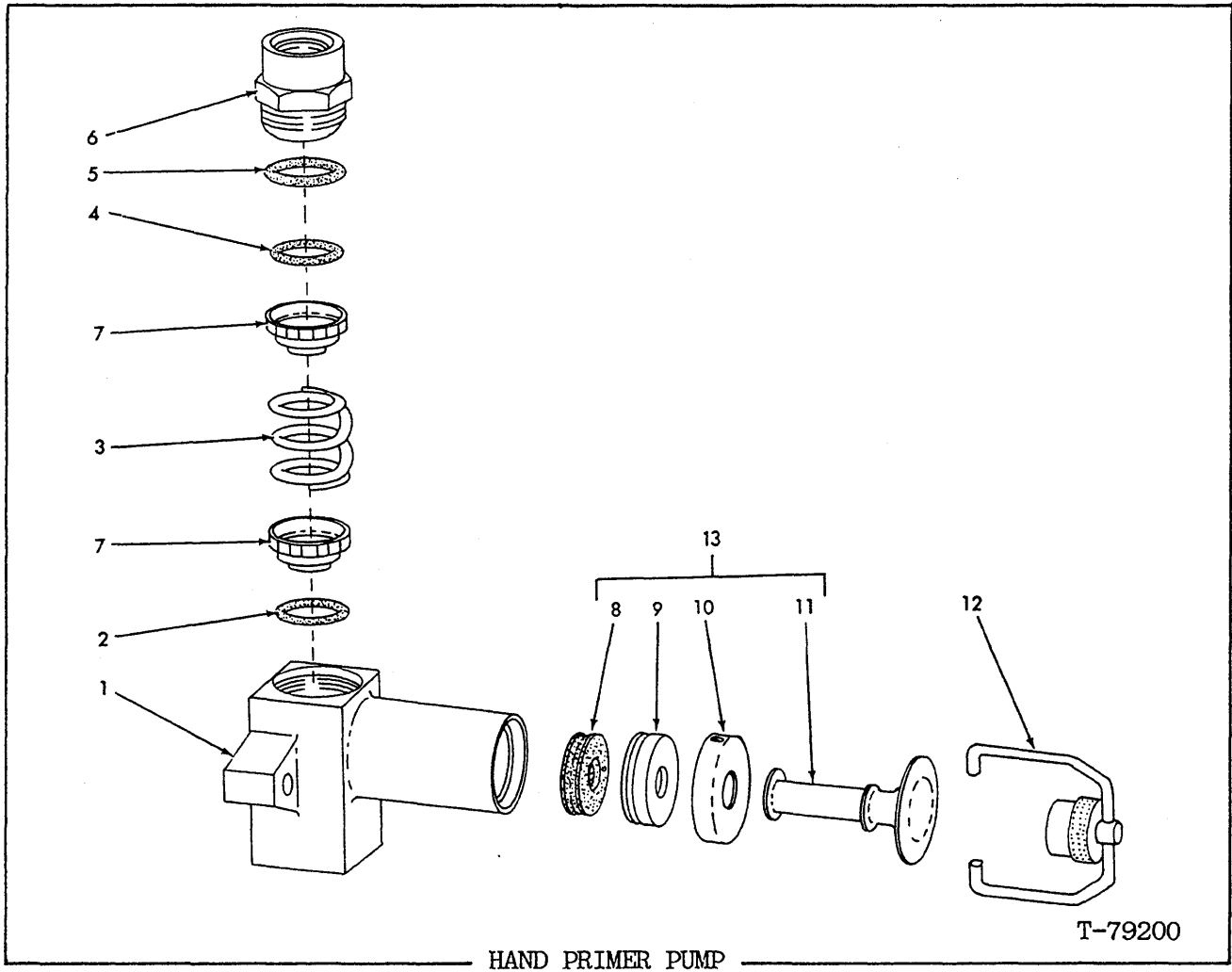
(Continued)

(Added January 1986)

FUEL FILTER AND LINES

ITEM	PART NO.	QTY.	DESCRIPTION
8	74008473	1	TUBE, F.I.P.
	70917807	2	SLEEVE
	70917810	2	NUT
	74023556	1	CONNECTOR(Includes O-ring) F.I.P. inlet
	70921884	1	O-RING
9	74008472	1	BRACKET, filter MTG
	70920676	2	CAPSCREW, 7/16"NC x 1"
	70914678	2	LOCKWASHER

(Added January 1986)



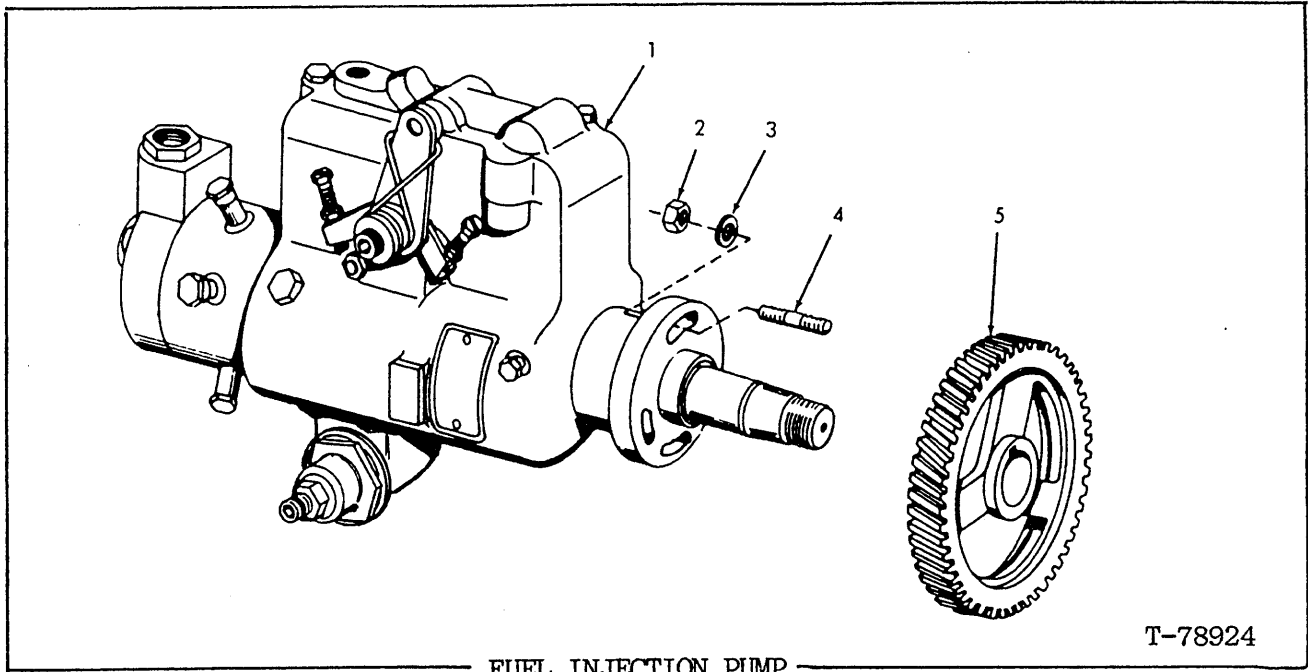
Usage: See pages 29, 30A, 30C, 30D

ITEM	PART NO.	QTY.	DESCRIPTION
-	74009410	1	PUMP ASSY. (649T Engine) (Loader S/N 76L01895-01901)
-	74024229	1	PUMP ASSY. (2800 MKI Engine) (Includes items 1-12) (Loader S/N 55S01001-up; also 76L01801-up excluding 76L01895-01901)
1	-----	1	BODY (Order PUMP ASSY.)
2	74060695	1	O-RING
3	74050638	1	SPRING
4	74048649	1	SEAL
5	74050645	1	RING
6	74060956	1	NUT
7	74050637	2	VALVE
8	74053035	1	SEAL
9	74053037	1	GUIDE
10	74059620	1	CAP
11	74053036	1	PLUNGER
12	74050646	1	CLAMP ASSY. (Includes screw and wire)
13	74063231	1	PLUNGER ASSY. (649T Engine only) (Includes items 8-11)

} Items 8-11 are not serviced on 649T Engines. Order item 13

(Revised January 1986)



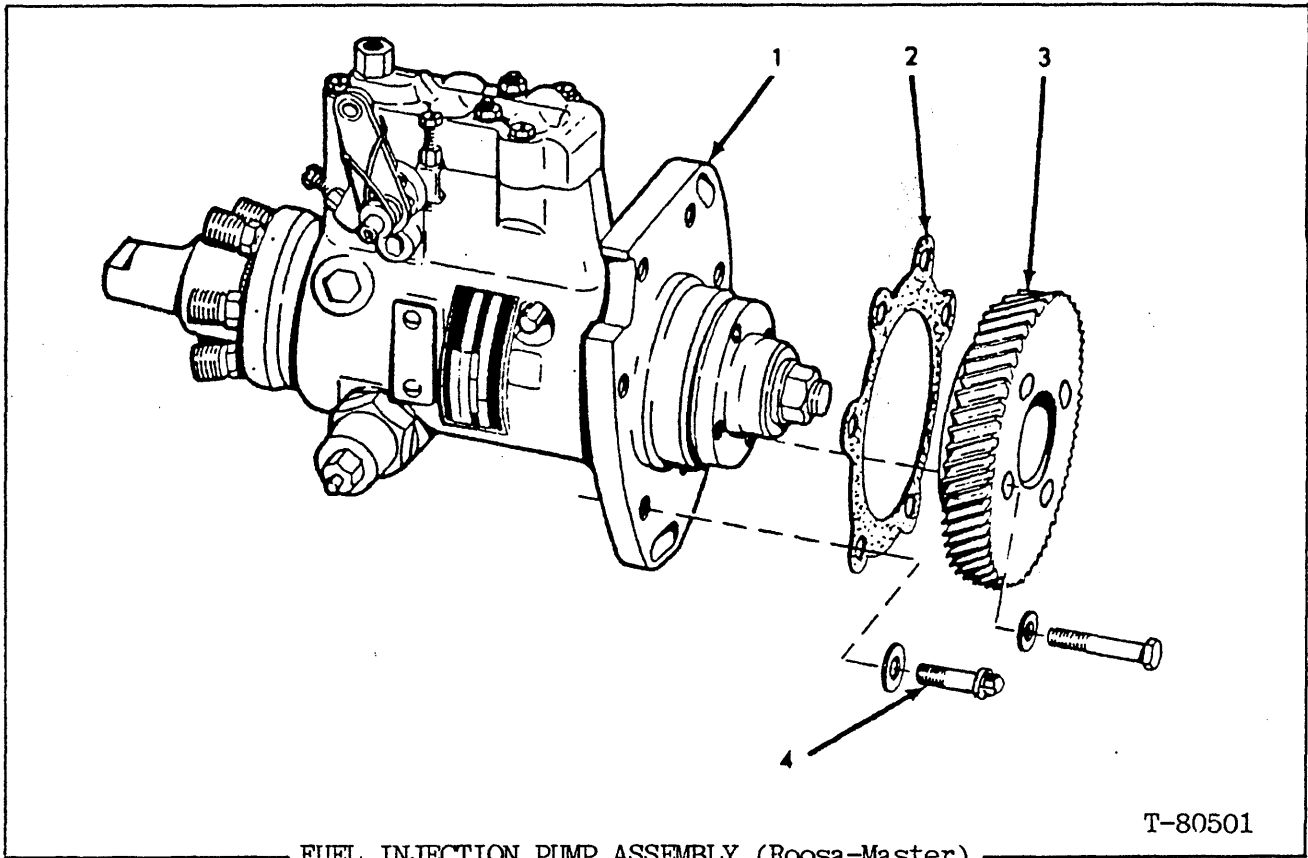


FUEL INJECTION PUMP

T-78924

USAGE: 2800 MKI Engine. Loader S/N 55S01001-up; also 76L01801-up excluding 76L01895-01901.

ITEM	PART NO.	QTY.	DESCRIPTION
1	74006751	1	PUMP ASSY. (See FUEL INJECTION PUMP Part Catalog for parts)
2	70910123	2	NUT, 3/8"NF
3	74371718	2	WASHER
4	74026460	2	STUD, 3/8"NF x 1-3/8"
5	74022324	1	GEAR



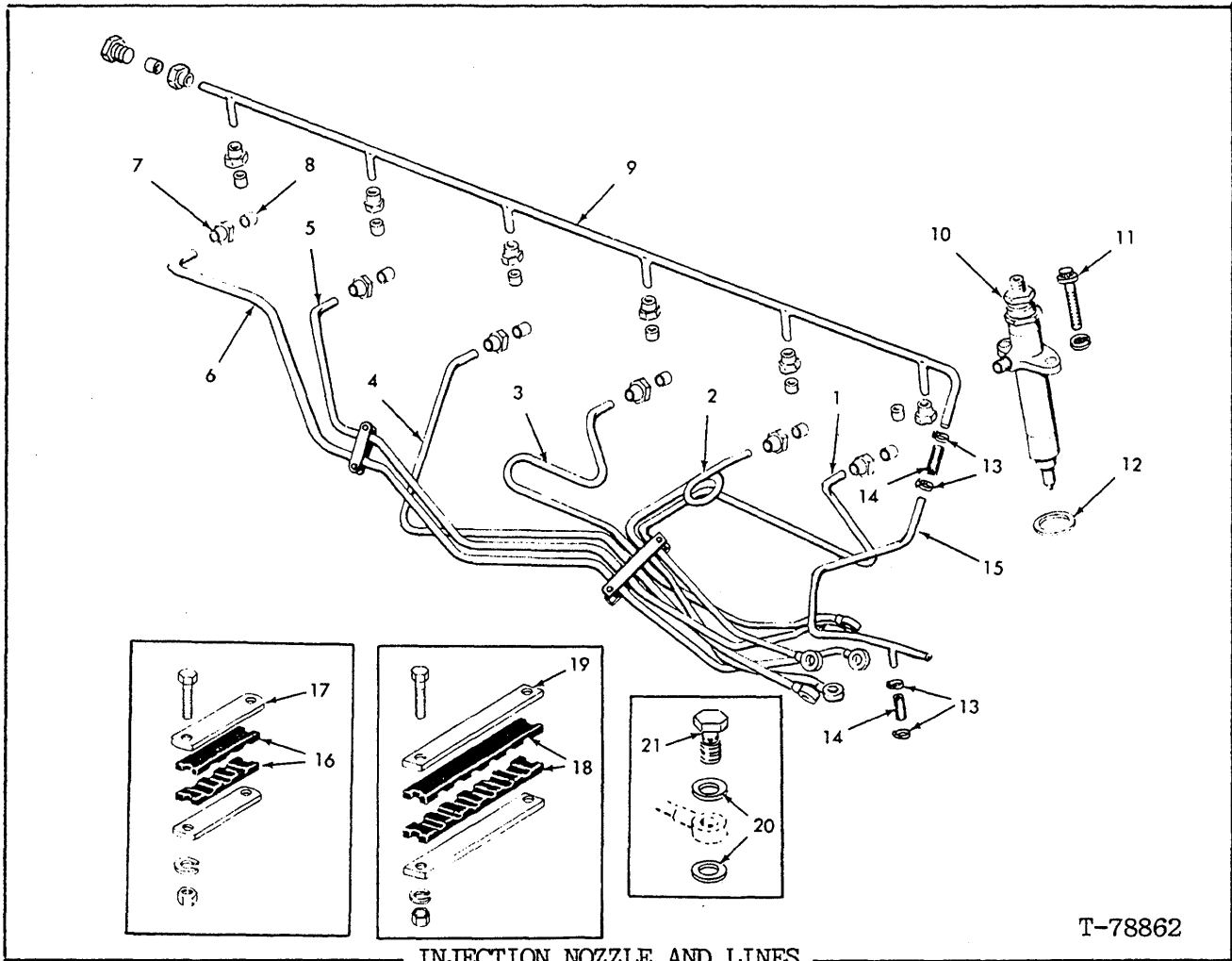
T-80501

FUEL INJECTION PUMP ASSEMBLY (Roosa-Master)

USAGE: 649T Engine. Loader S/N 76L01895-01901.

NOTE: Refer to Fuel Injection Pump Parts Catalog for item 1 service parts.

ITEM	PART NO.	QTY.	DESCRIPTION
1	74008752	1	PUMP ASSY.
2	74028781	1	GASKET
3	74023602	1	GEAR
	70920660	4	CAPSCREW, 5/16"NC x 1-1/2"
	74028076	4	WASHER
4	70922051	5	CAPSCREW, 12 pt., 3/8"NC x 1"
	74020145	5	WASHER



INJECTION NOZZLE AND LINES

T-78862

USAGE: 2800 MKI Engine. Loader S/N 55S01001-up; also 76L01801-up excluding 76L01895-01901.

ITEM	PART NO.	QTY.	DESCRIPTION
1	74022963	1	TUBE ASSY.(No. 1 cylinder)
2	74022964	1	TUBE ASSY.(No. 2 cylinder)
3	74022965	1	TUBE ASSY.(No. 3 cylinder)
4	74022966	1	TUBE ASSY.(No. 4 cylinder)
5	74022967	1	TUBE ASSY.(No. 5 cylinder)
6	74022968	1	TUBE ASSY.(No. 6 cylinder)
7	74504409	6	NUT
8	74501149	6	SLEEVE
9	74023582	1	TUBE
	70917809	7	NUT, 1/4" tube
	70917806	7	SLEEVE, 1/4" tube
	74021440	1	PLUG
10	74023577	6	NOZZLE AND HOLDER ASSY. (Engines prior to S/N 2D-99234)
	74007219	6	NOZZLE AND HOLDER ASSY. (Engine S/N 2D-99234-up)

} See page 35

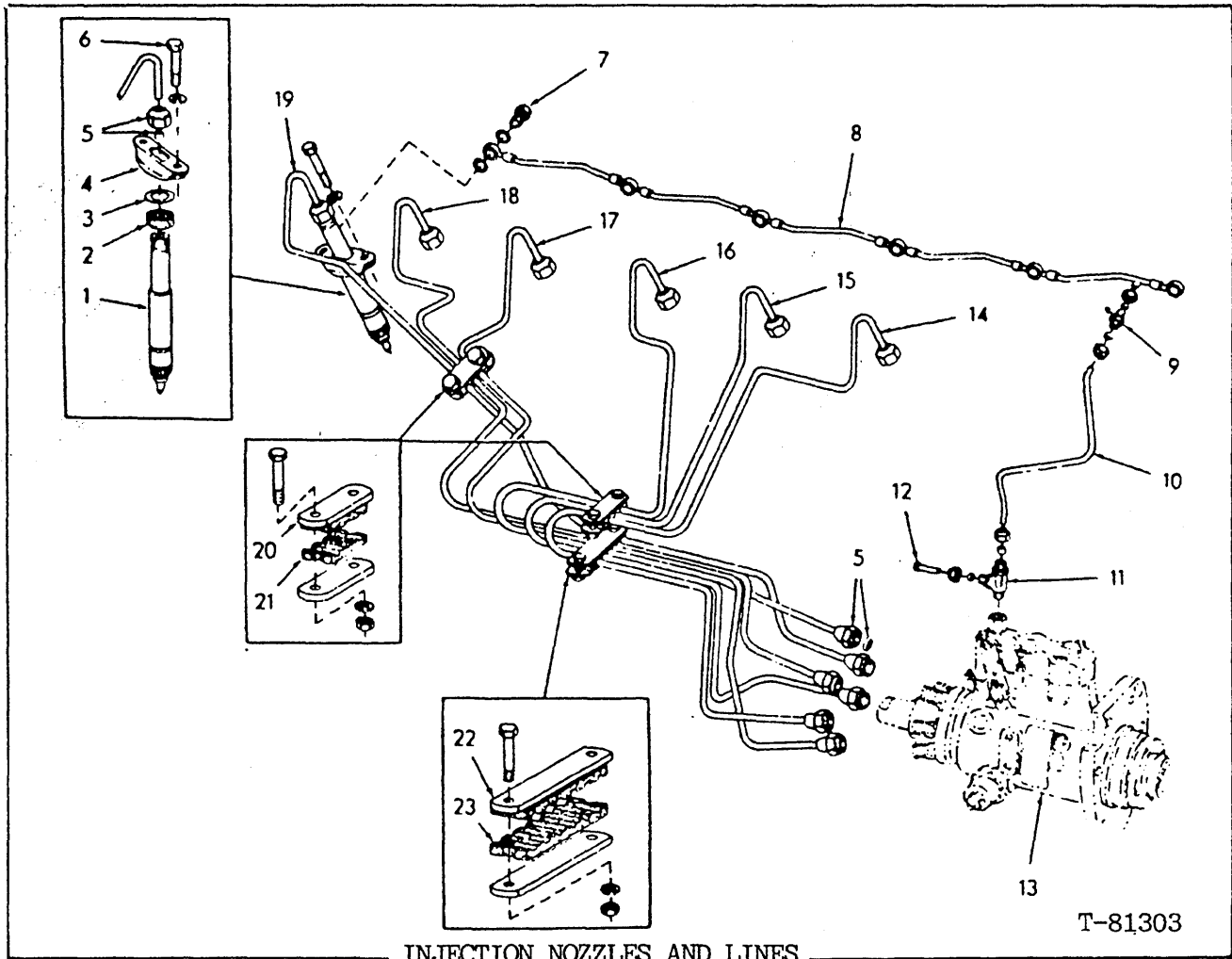
(Continued)

(Revised January 1986)

INJECTION NOZZLE AND LINES (Continued)

ITEM	PART NO.	QTY.	DESCRIPTION
11	74007021	12	CAPSCREW, 5/16" NC x 1-3/4"
	70904205	12	LOCKWASHER, 5/16"
12	74025385	12	<input type="checkbox"/> SHIELD, dust
13	70927450	4	CLAMP
14	74514780	2	HOSE
15	74023578	1	TUBE
16	74507359	2	SPACER
17	74507415	2	PLATE
	70918237	2	CAPSCREW, 1/4" NC x 1-1/4"
	70904204	2	LOCKWASHER, 1/4"
	70910880	2	NUT, 1/4" NC
18	74020724	2	SPACER
19	74020725	2	PLATE
	70918237	2	CAPSCREW, 1/4" NC x 1-1/4"
	70904204	2	LOCKWASHER, 1/4"
	70910880	2	NUT, 1/4" NC
20	74027748	12	WASHER
21	-----	6	SCREW (See FUEL INJECTION PUMP Parts Catalog)

Also see page 8



INJECTION NOZZLES AND LINES

T-81303

Usage: 649T Engine. Loader S/N 76L01895-01901.

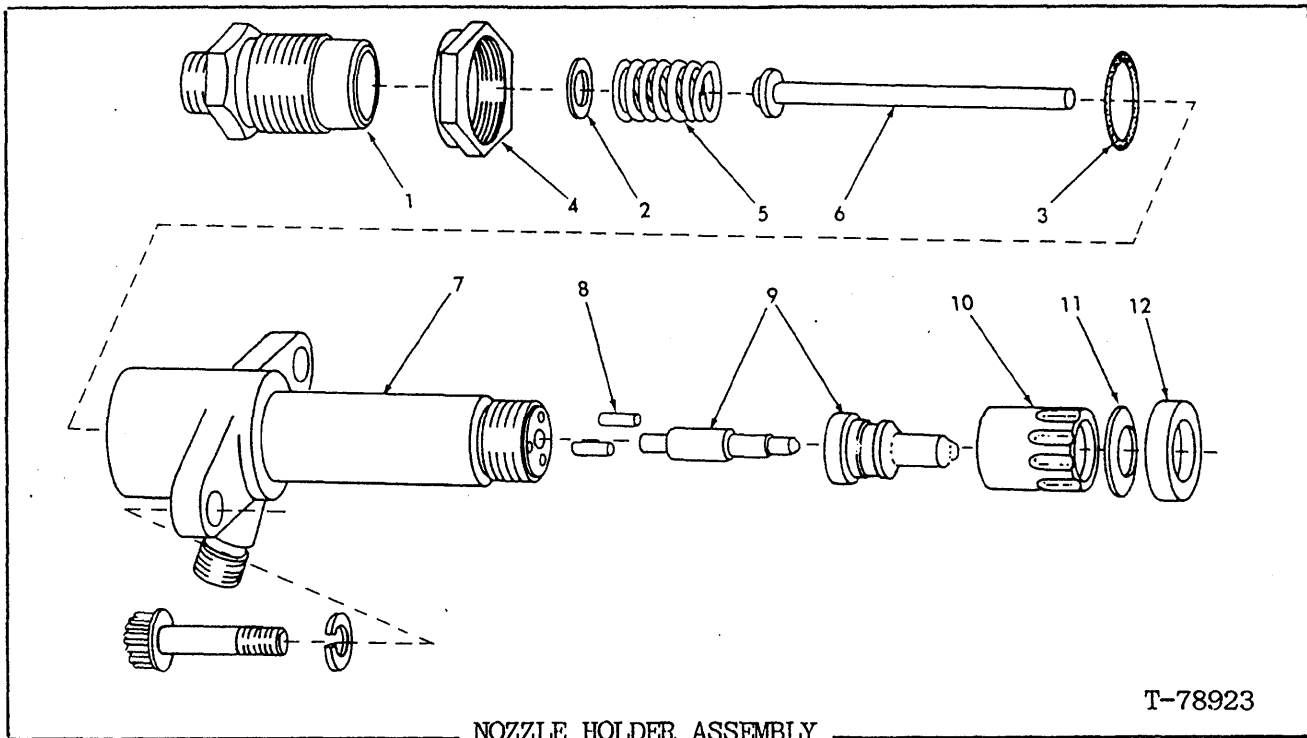
ITEM	PART NO.	QTY.	DESCRIPTION
1	_____	6	NOZZLE AND HOLDER ASSY. (See page 35A)
2	74009040	6	SHIELD
3	74009035	6	WASHER
4	74322293	6	FLANGE
5	74501149	12	SLEEVE, 1/4" tube
	74504409	12	NUT, 1/4" tube
6	74009199	12	CAPSCREW, 5/16"NC x 1-5/8"
	70904205	12	LOCKWASHER
7	74322188	6	SCREW
	74322189	12	GASKET
8	74009092	1	TUBE
9	70921534	1	UNION
	70917806	2	SLEEVE, 1/4" tube
	70917809	2	NUT, 1/4" tube
10	74009128	1	TUBE
11	70920411	1	TEE
	70917806	2	SLEEVE, 1/4" tube
	70917809	2	NUT, 1/4" tube

(Continued)

(INJECTION NOZZLES AND LINES (Continued))

ITEM	PART NO.	QTY.	DESCRIPTION
12	74009236	1	TUBE
13	-----	1	PUMP ASSY. (See page 32A)
14	74009060	1	TUBE(No. 1 cylinder)
15	74009061	1	TUBE(No. 2 cylinder)
16	74009062	1	TUBE(No. 3 cylinder)
17	74009063	1	TUBE(No. 4 cylinder)
18	74009064	1	TUBE(no. 5 cylinder)
19	74009065	1	TUBE(no. 6 cylinder)
20	74507415	4	PLATE
	70918237	4	CAPSCREW, 1/4"NC x 1-1/4"
	70904204	4	LOCKWASHER, 1/4"
	70910880	4	NUT, 1/4"NC
21	74507359	4	SPACER
22	74025217	2	PLATE
	70918237	2	CAPSCREW, 1/4"NC x 1-1/4"
	70904204	2	LOCKWASHER, 1/4"
	70910880	2	NUT, 1/4"NC
23	74020724	2	SPACER

(Added January 1986)

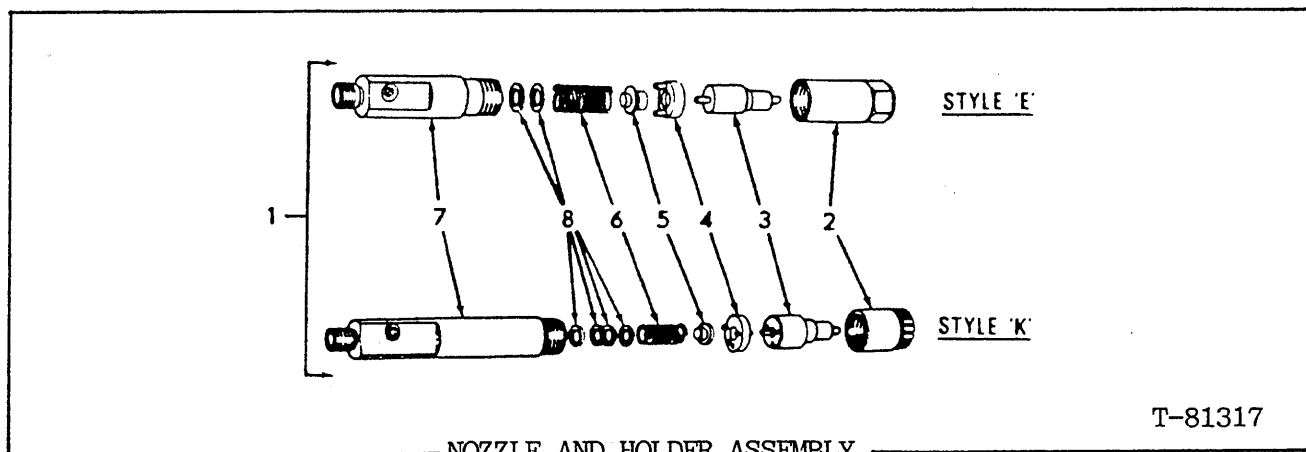


Usage: 2800 MKI Engine. See page 33.

NOTE: Quantity shown is for one HOLDER ASSY.

ITEM	PART NO.	QTY.	DESCRIPTION
-	-----	1	NOZZLE AND HOLDER ASSY.(Order 1 Holder 74060859 and item 9)
-	74060859	1	HOLDER ASSY.(Includes items 1-8 and 10)
	74007021	2	CAPSCREW
	70904205	2	LOCKWASHER, 5/16"
1	74023570	1	SCREW
2	74023571	1	WASHER
3	70930506	1	O-RING
4	74511213	1	NUT
5	74380652	1	SPRING
6	74025148	1	SPINDLE
7	-----	1	BODY(Order HOLDER ASSY.)
8	74025149	2	PIN
9	74007218	1	NOZZLE ASSY.(Includes item 11)
10	74025146	1	NUT
11	74025150	1	GASKET
12	74025385	2	*SHIELD, dust

\*See PACKAGED PARTS



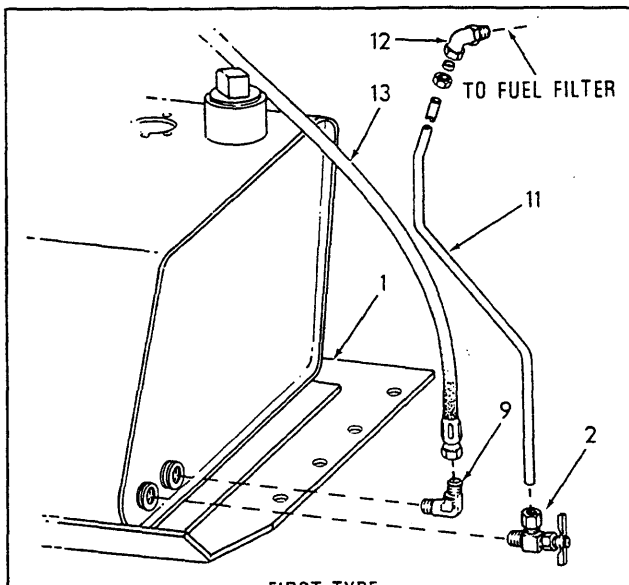
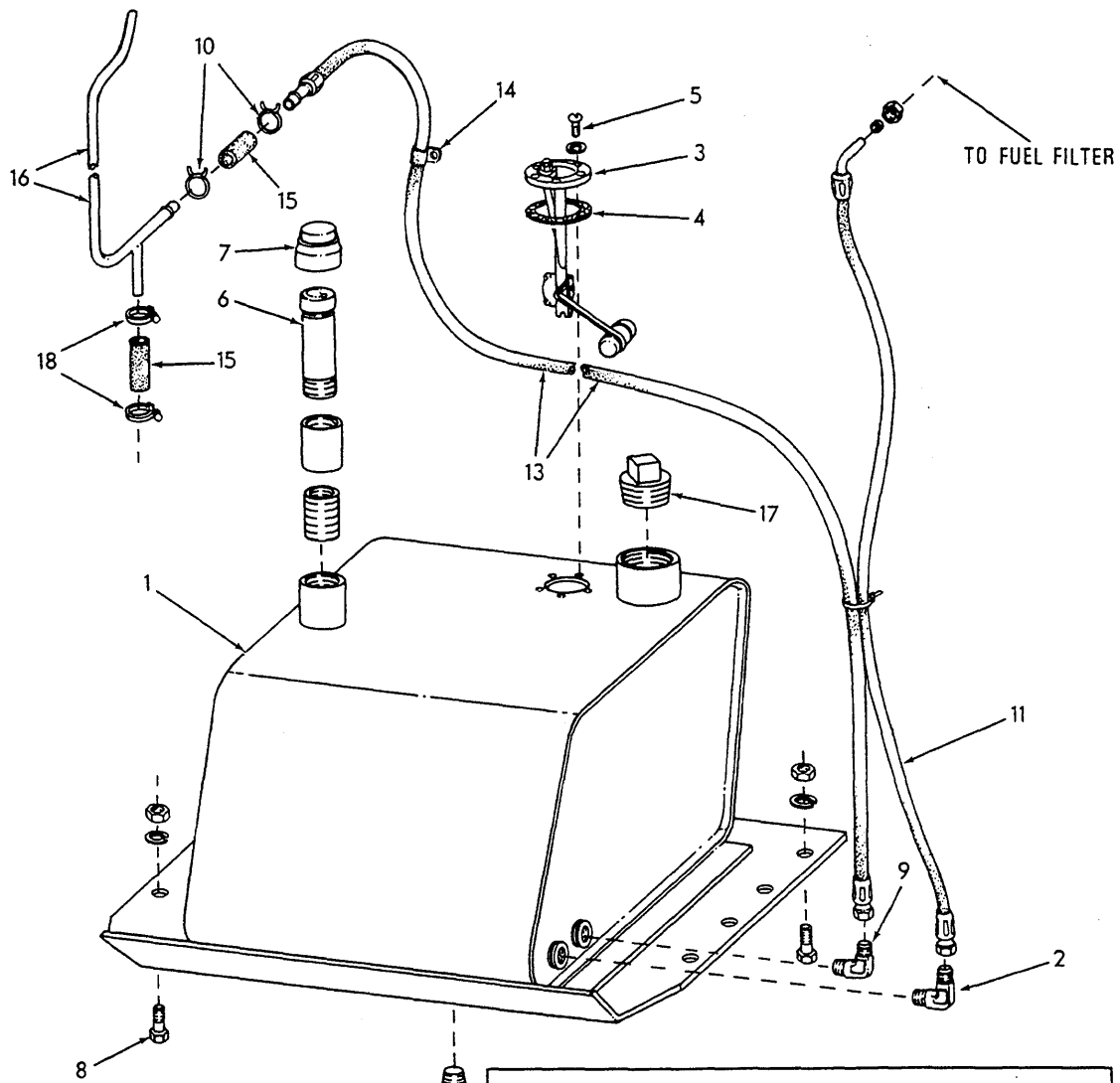
USAGE: 640T Engine. See page 34A.

ITEM PART NO. QTY. DESCRIPTION

NOTE: Nozzle-Holder Assembly is one of two styles ("E" or "K"). Determine which style is used before servicing.

ITEM	PART NO.	QTY.	DESCRIPTION
		E	K
1	74063266	6	NOZZLE HOLDER ASSY. } Each includes
	74063270	- 6	NOZZLE HOLDER ASSY. } items 2-8
2	74062667	1	NUT, retaining
	74063244	- 1	NUT, retaining
3	74063329	1	NOZZLE ASSY. (.32mm orifice)
	74063245	- 1	NOZZLE ASSY. (.33mm orifice)
4	74062666	1	SPACER ASSY. (Valve Stop)
	74062807	- 1	SPACER ASSY. (Valve Stop)
5	74062664	1	SEAT, spring
	74062806	- 1	SEAT, spring
6	74062665	1	SPRING
	74062805	- 1	SPRING
7	-----	1	HOLDER(Order item 1)
8	74062809	1	SHIM KIT } Assorted thickness. Sufficient Qty.
	74062761	- 1	SHIM KIT } to service approximately 100 nozzles.





FUEL TANK GROUP

T-78851

(Revised November 1979)

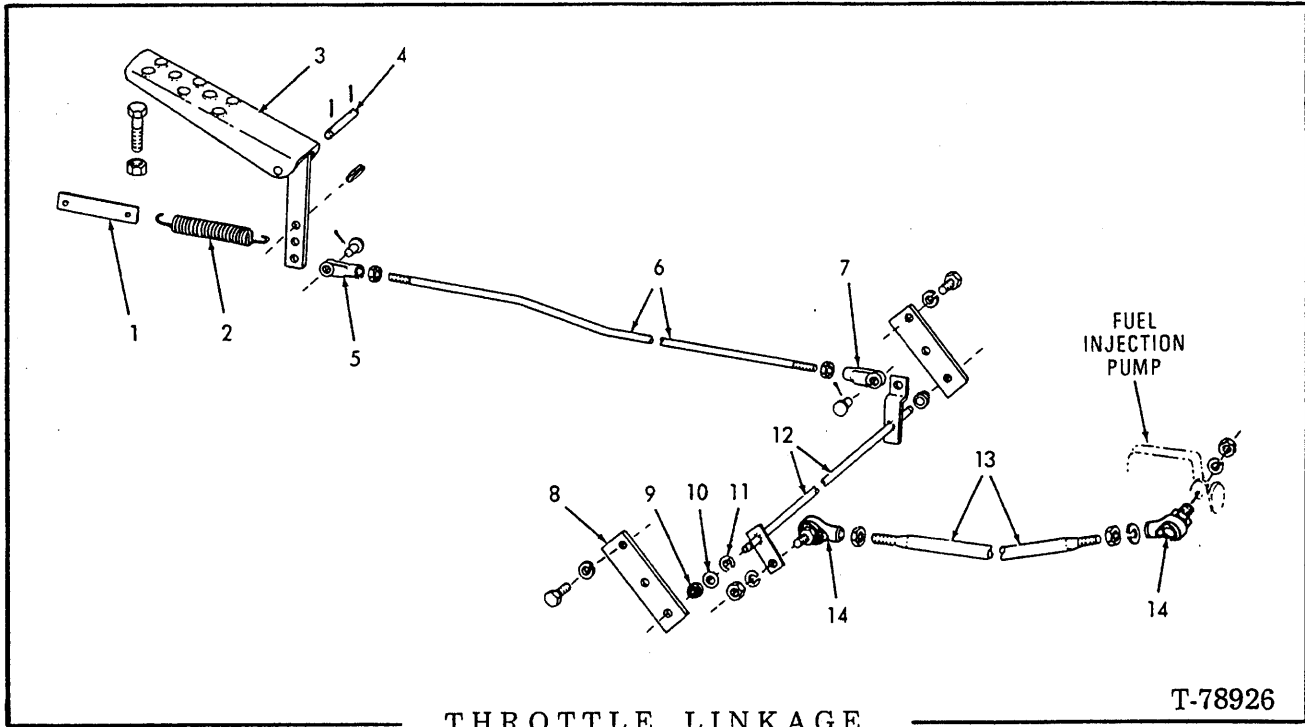
FUEL TANK GROUP

ITEM	PART NO.	QTY.	DESCRIPTION
1	71012986	1	TANK ASSY. (Includes item 17)
	70904223	1	PLUG, sq-hd., 1/2"
2	70928947	1	† VALVE ASSY., 3/8" NPT (Includes sleeve and nut)
	70919136	1	△ ELBOW, male, 3/8" tube, 9/16" str. thd.
3	71007657	1	SENDING UNIT ASSY., fuel
4	70241522	1	GASKET
5	70917452	5	SCREW, machine, No. 10 x 1/2"
	70917365	5	LOCKWASHER, No. 10
6	71007660	1	NECK
	70901771	1	COUPLING } Loaders prior to
	70901548	1	NIPPLE } S/N 55S01635
	73073654	1	NECK (Loader S/N 55S01635 and up)
7	71005348	1	CAP
8	70915987	8	CAPSCREW, 1/2" NC x 1-1/2"
	70904208	8	LOCKWASHER, 1/2"
	70910325	8	NUT, 1/2" NC
9	70910161	1	ELBOW, male, 5/16" tube, 1/2" str. thd.
10	70929146	2	CLAMP
11	73067125	1	† TUBE ASSY.
	73070493	1	△ HOSE ASSY. (Serviced only as a unit)
	70917807	1	△ SLEEVE
	70917810	1	△ NUT
12	74023720	1	† ELBOW, 90° (Does not include Sleeve and Nut below)
	70917807	1	† SLEEVE
	70917810	1	† NUT
13	71012732	1	HOSE ASSY. (Serviced only as a unit)
14	70925617	1	CLAMP
15	74514780	2	HOSE
16	74023578	1	TUBE ASSY., drip
17	70916624	1	PLUG, sq-hd., 2"
18	70927450	2	CLAMP

† Used prior to engine S/N 49-03147 excluding 49-03137, 03143, 03144

△ Effective with engine S/N 49-03147 including 49-03137, 03143, 03144

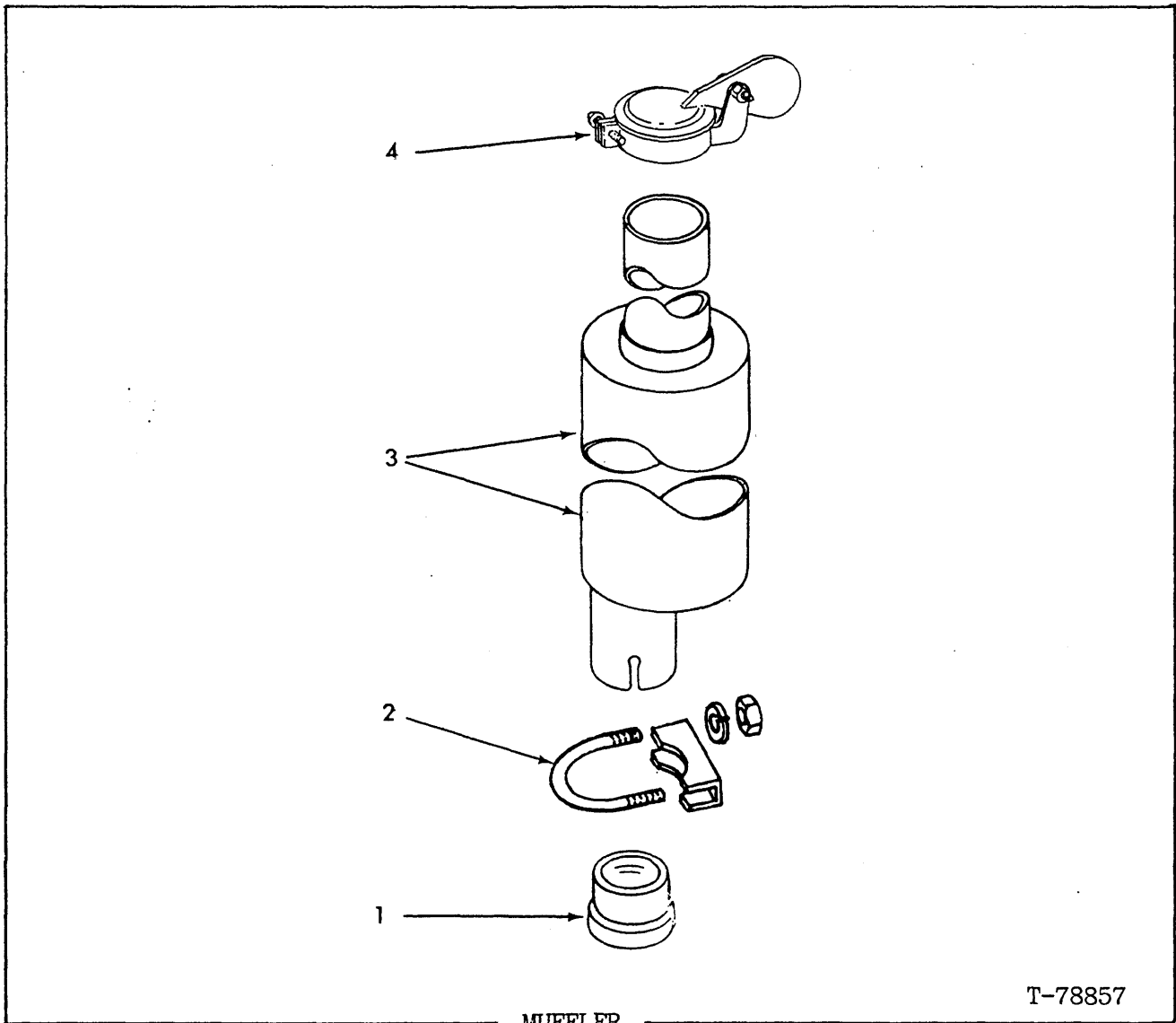
(Revised October 1980)



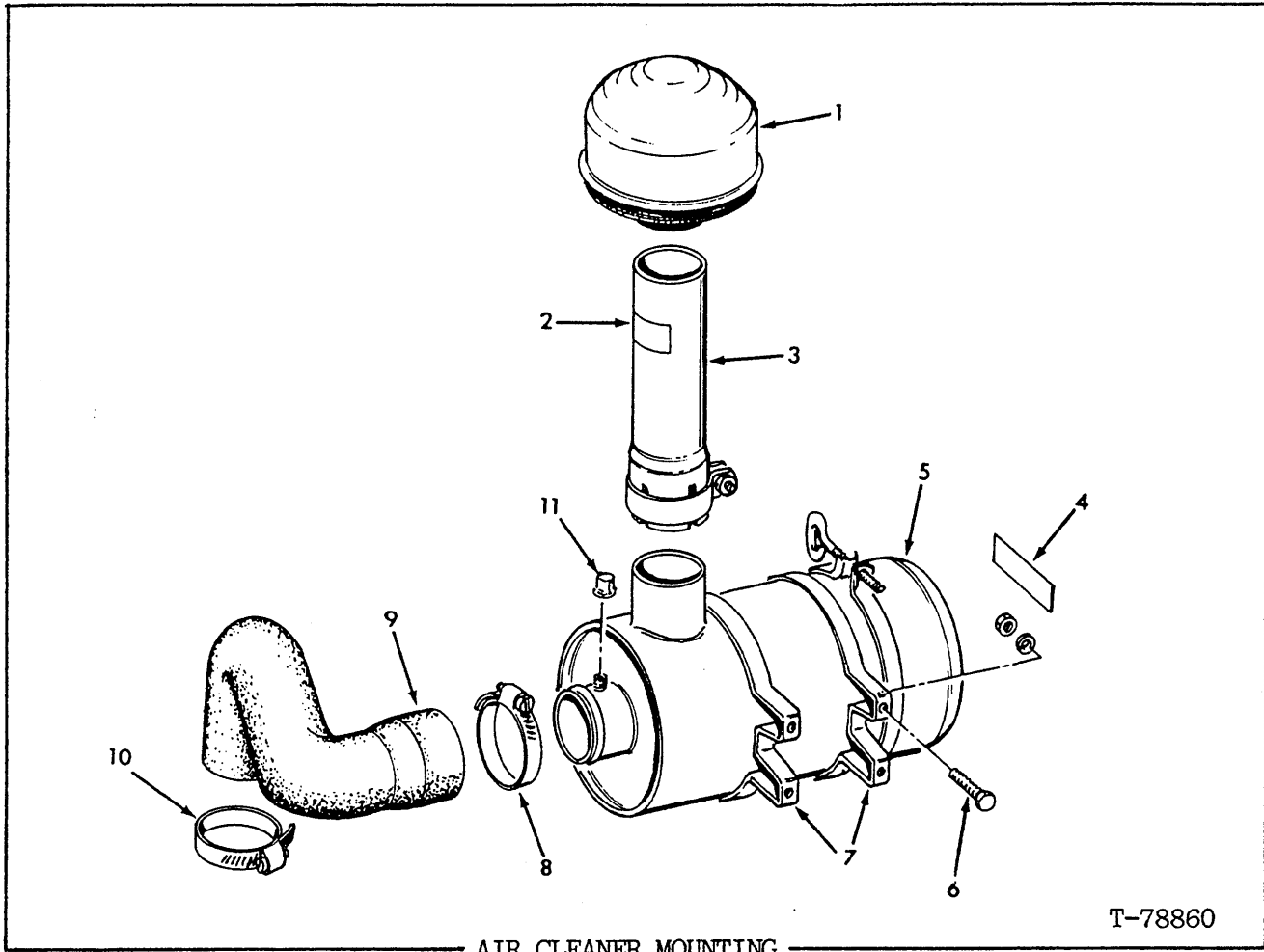
THROTTLE LINKAGE

T-78926

ITEM	PART NO.	QTY.	DESCRIPTION
1	71005685	1	BAR
2	73014226	1	SPRING
3	73056651	1	PEDAL ASSY. (Includes PIN indented below)
	70916220	1	CAPSCREW, 3/8" NC x 2" (pedal stop)
	70910324	2	NUT, 3/8" NC
	70921839	1	PIN, spring, 5/16" x 1-3/8"
	73021696	1	PIN
4	70918448	2	PIN, cotter, 3/32" x 1/2"
	70929262	1	YOKE, 3/8" NF
5	70910329	1	NUT, jam, 3/8" NF
	70917645	1	PIN, 5/16" x 1-1/4"
	70918448	1	PIN, cotter, 3/32" x 1"
	71007614	1	ROD
	70917664	1	YOKE
6	70910329	1	NUT, jam, 3/8" NF
	70917646	1	PIN, clevis, 3/8"
	70918448	1	PIN, cotter, 3/32" x 1"
	71007613	1	BAR, support
	70916310	4	CAPSCREW, 1/2" NC x 1"
7	70912441	4	LOCKWASHER, 1/2"
	70249295	1	BUSHING
8	70910244	1	WASHER, plain, 1/2"
9	70927792	1	RING, retaining, 1/2"
10	71012767	1	SHAFT, weld assy.
11	71007612	1	ROD
12	70686384	2	JOINT, 1/4" NF
	70904204	2	LOCKWASHER, 1/4"
	70910267	4	NUT, jam, 1/4" NF

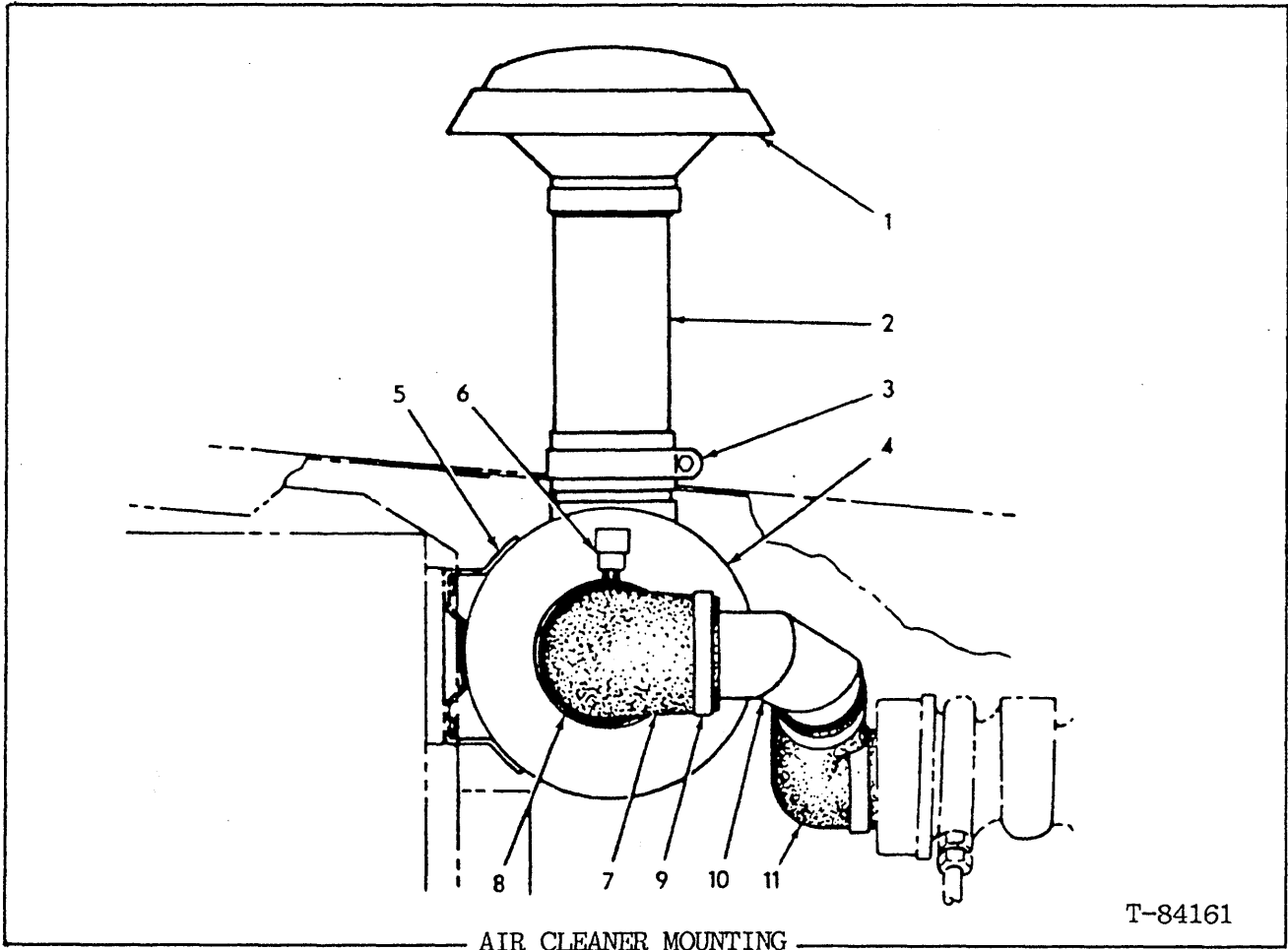


ITEM	PART NO.	QTY.	DESCRIPTION
1	71012630	1	COUPLING(2800 MKI Engine. See page 41C for 649T Engine.)
2	73040883	1	CLAMP ASSY.
3	73068684	1	MUFFLER
4	73066832	1	CAP



USAGE: 2800 MKI Engine. Loader S/N 55S01001-UP; also 76L01801-up; excluding 76L01895-01901.

ITEM	PART NO.	QTY.	DESCRIPTION
1	70644458	1	CAP
2	73108722	1	DECAL, starting fluid
3	71007849	1	INLET, extension(includes clamp and hardware)
4	73107894	1	DECAL, element cleaning
5	-----	1	AIR CLEANER ASSY. (See pages 41 and 41A)
6	70915813	4	CAPSCREW, 5/16"NC x 3/4"
	70904205	4	LOCKWASHER, 5/16"
	70910323	4	NUT, 5/16"NC
7	71004422	2	CLAMP
8	70929293	1	CLAMP
9	71016236	1	HOSE
10	70921914	1	CLAMP
11	70912060	1	CAP, pipe, 1/8"



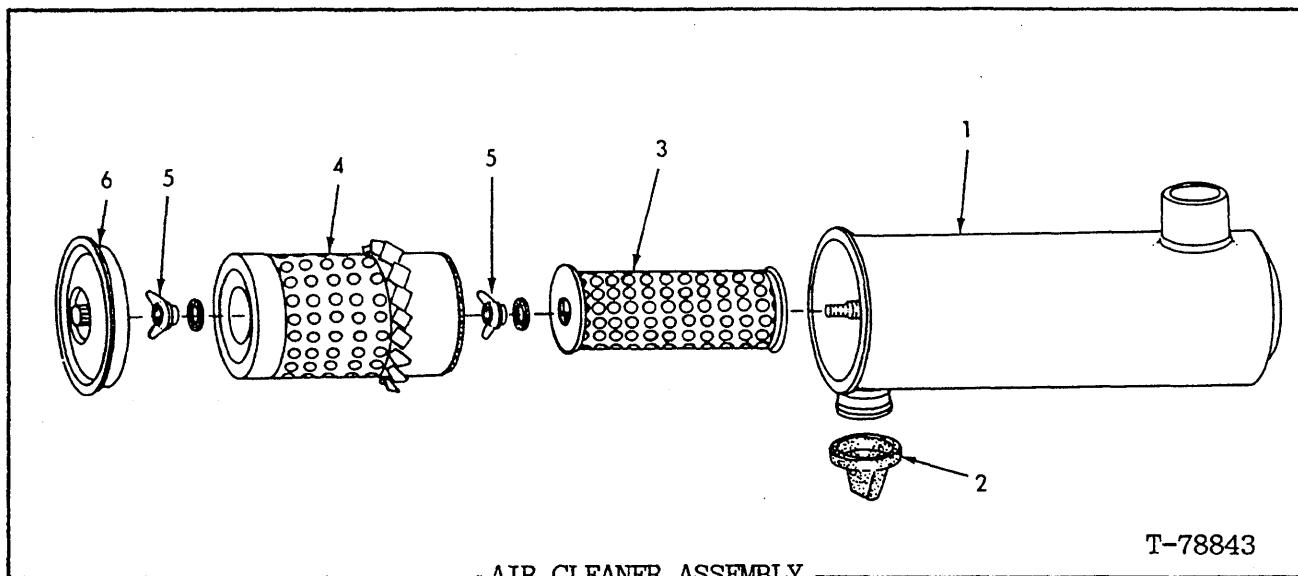
AIR CLEANER MOUNTING

T-84161

Usage: 649T Engine. Loader S/N 76L01895-01901.

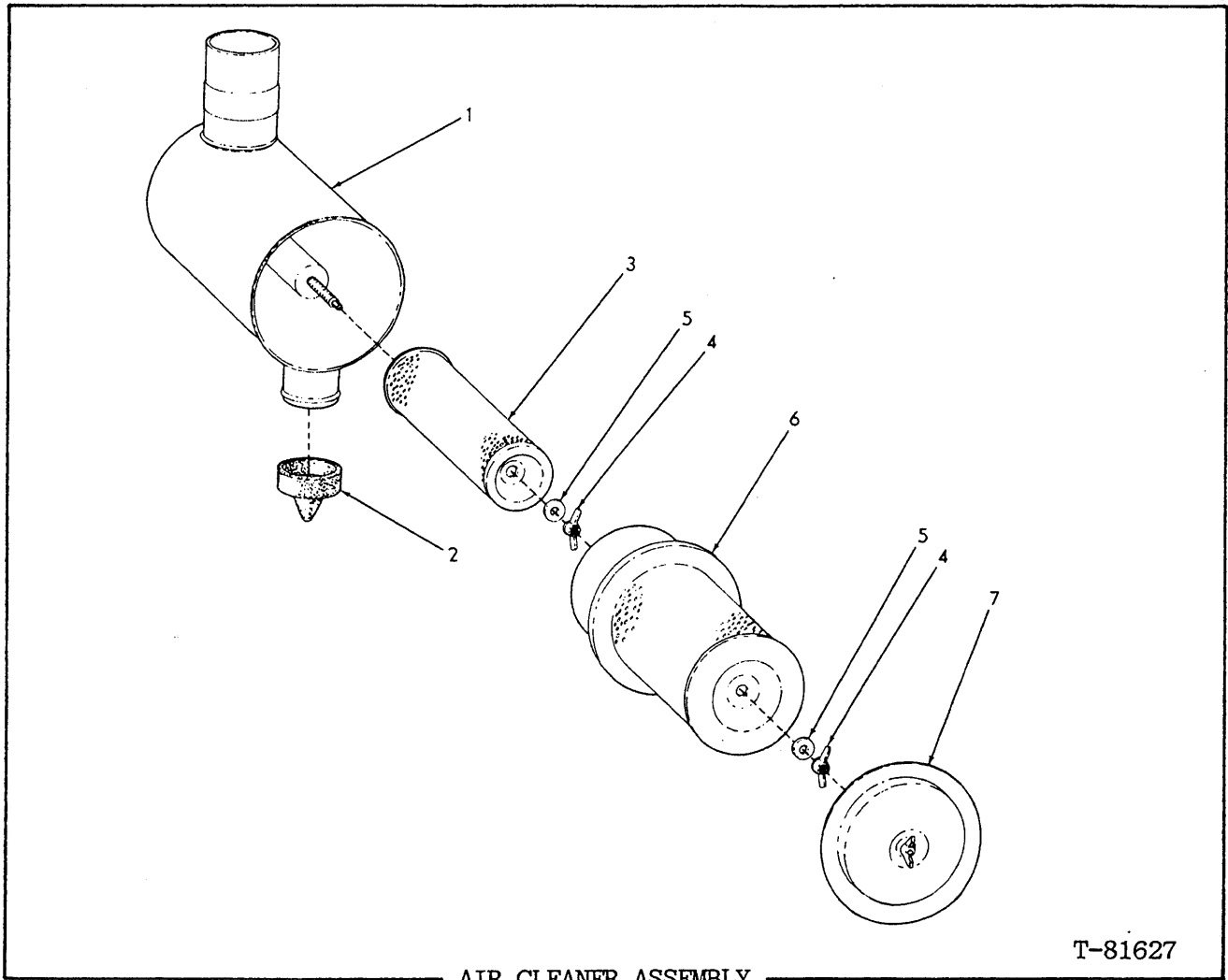
ITEM	PART NO.	QTY.	DESCRIPTION
1	74025957	1	CAP
2	73044163	1	TUBE
3	73044206	1	CLAMP
4	-----	1	CLEANER ASSY. (See page 41B)
	70922262	4	CAPSCREW, 3/8"NC x 7/8"
	70910287	4	LOCKWASHER, 3/8"
5	73026368	2	BAND
6	74021600	1	INDICATOR, air restriction
	70904273	1	NIPPLE, pipe, 1/8"NPT x 1"
7	73140952	1	ELBOW
8	70925342	1	CLAMP
9	70929417	1	CLAMP
10	73140953	1	TUBE
11	73140951	1	ELBOW
	70925634	2	CLAMP

(Added January 1986)



Usage: 2800 MKI Engine. Units prior to approximately Sept. 1979(See page 40)

ITEM	PART NO.	QTY.	DESCRIPTION
-	73067407	1	CLEAN ASSY.(Includes items 1-6)
1	-----	1	BODY (Order CLEANER ASSY.)
2	70684057	1	VALVE
3	73119796	1	ELEMENT, safety
4	73119795	1	ELEMENT, primary
5	70239517	2	NUT ASSY. (Includes GASKET indented below)
	-----	2	GASKET (Not serviced separately)
6	73067685	1	COVER



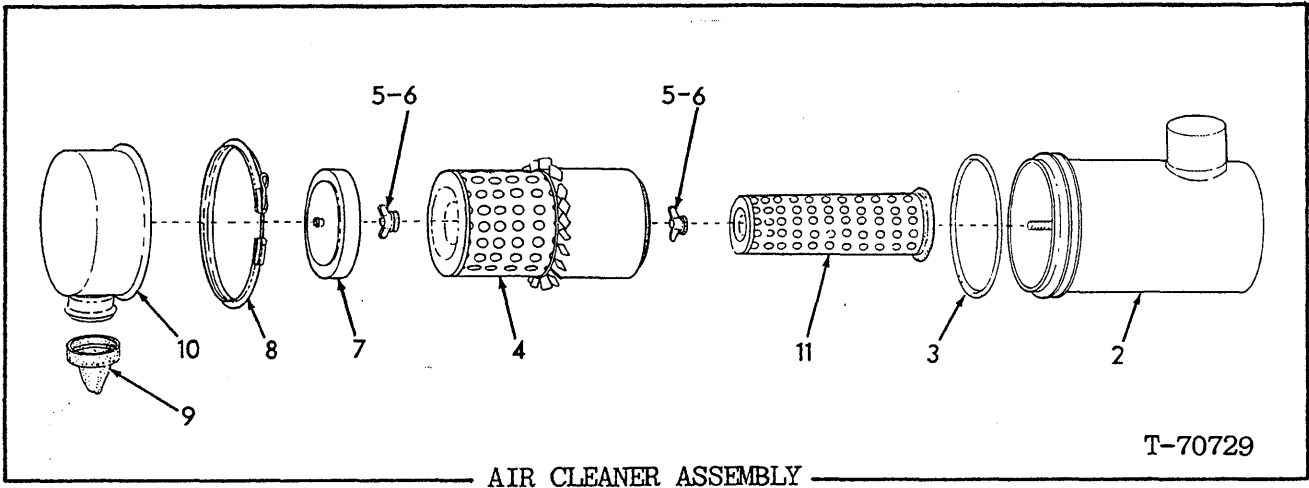
AIR CLEANER ASSEMBLY

T-81627

Usage: 2800 MKI Engine. Effective approximately Sept. 1979(See page 40)

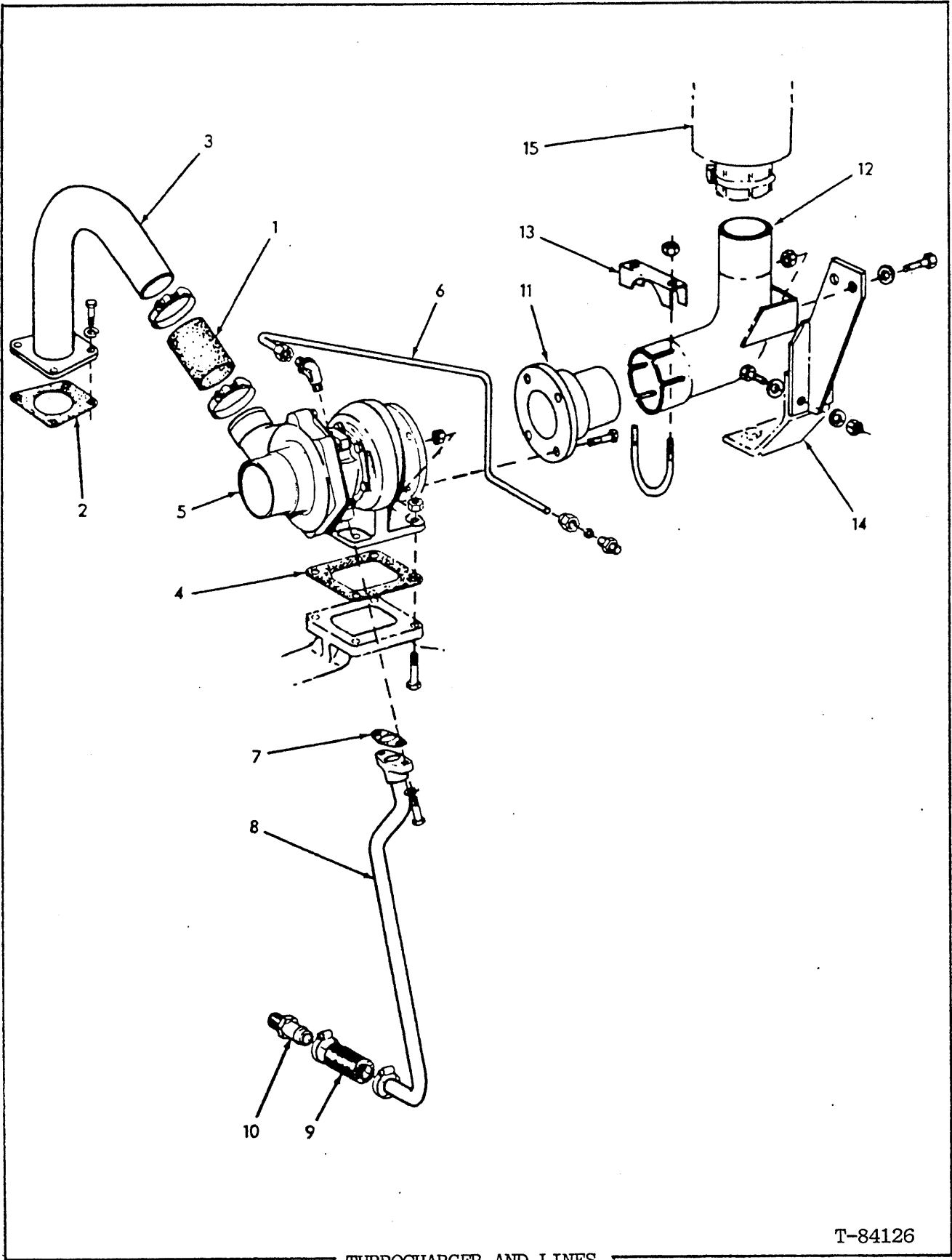
ITEM	PART NO.	QTY.	DESCRIPTION
-	70698761	1	CLEANER ASSY., air (Includes 1-7)
1	-----	1	BODY(Not serviced separately)
2	70684057	1	VALVE, unloading
3	73119796	1	ELEMENT
4	70239517	2	NUT ASSY.(Includes item 5)
5	-----	2	GASKET
6	73119795	1	ELEMENT
7	73112670	1	COVER ASSY.(Includes wing-nut)





USAGE: 649T Engine. See page 40A.

ITEM	PART NO.	QTY.	DESCRIPTION
1	73053289	1	CLEANER ASSY.(Includes items 2-11)
2	-----	1	BODY(Order item 1)
3	70248860	1	O-RING
4	70684732	1	ELEMENT
5	-----	1	WASHER (Order item 6)
6	70664343	2	NUT ASSY. (includes item 5)
7	70646860	1	BAFFLE ASSY.
8	70648087	1	CLAMP ASSY.(Includes bolt)(Serviced only as a unit.)
9	70197810	1	VALVE, dust
10	73050554	1	CUP ASSY.
11	70662608	1	ELEMENT



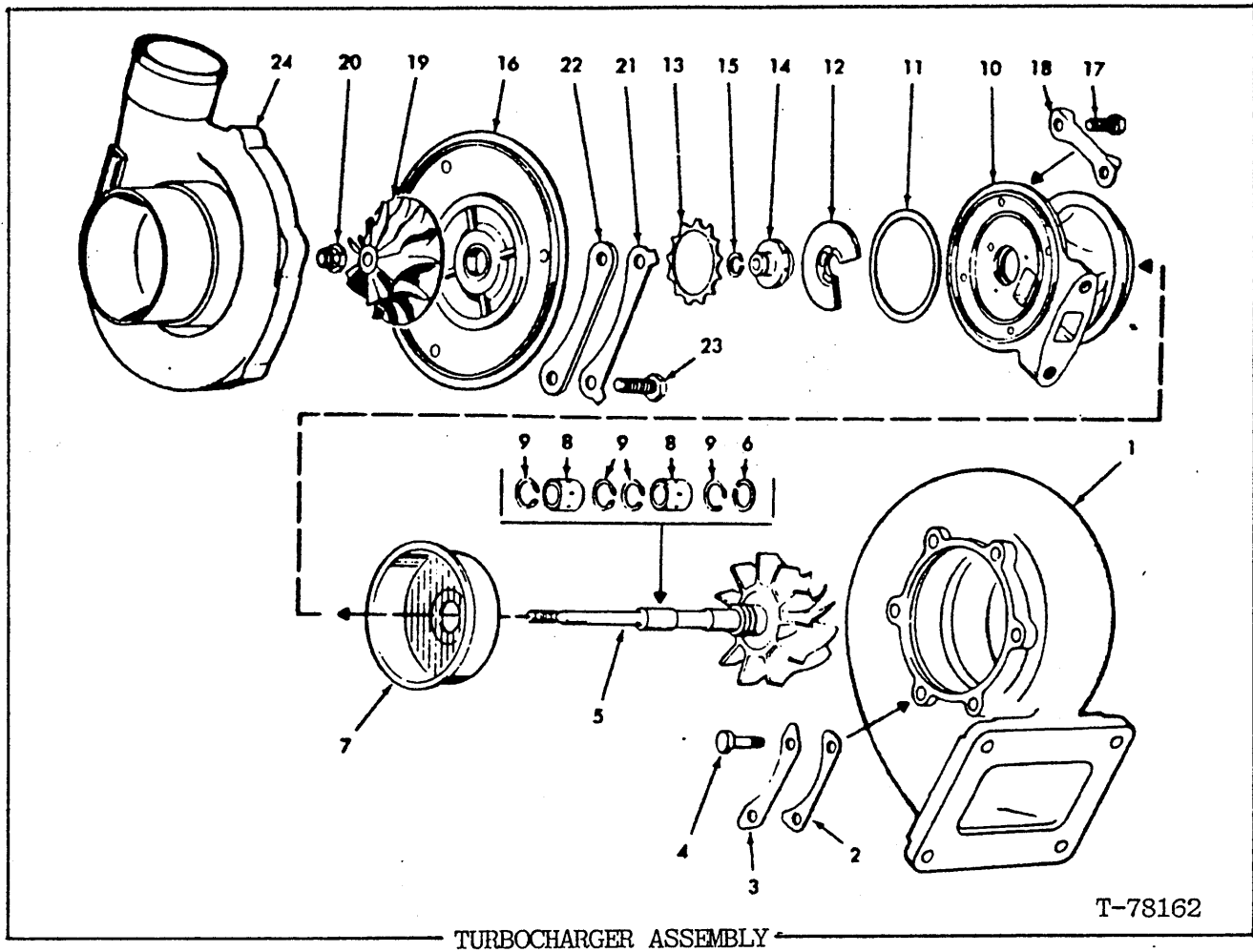
TURBOCHARGER AND LINES

T-84126

TURBOCHARGER AND LINES

USAGE: 649T Engine. Loader S/N 76L01895-01901.

ITEM	PART NO.	QTY.	DESCRIPTION
1	74027975	1	HOSE
	70927140	2	CLAMP, hose
2	70242095	1	GASKET, crossover pipe
3	74007432	1	PIPE; crossover
	70919224	4	CAPSCREW, 3/8"NC x 1-1/8"
	70910287	4	LOCKWASHER
4	74028190	1	GASKET, turbo
5	74009171	1	TURBOCHARGER(See page 41E)
	70914847	4	CAPSCREW, 3/8"NC x 1-1/2"
	70900367	4	NUT
6	74008196	1	TUBE ASSY, oil feed (Includes Nuts and Sleeves)
	74255983	2	SLEEVE
	70917810	2	NUT
	70920280	1	ELBOW, 90°, 1/4"NPT at turbo
	70921372	1	CONNECTOR, 3/8" tube, male (At Oil Cooler)
7	74339532	1	GASKET
8	74008198	1	TUBE, oil drain
	70919224	2	CAPSCREW, 3/8"NC x 1-7/8"
	70910287	2	LOCKWASHER
9	74036545	1	HOSE, drain line
	70922660	2	CLAMP, drain line
10	70925054	1	NIPPLE, barb (At block)
11	74027742	1	FLANGE, exhaust diffuser
	70914847	4	CAPSCREW, 3/8"NC x 1-1/2"
	70900367	4	NUT
12	73142004	1	ELBOW
	70921076	2	CAPSCREW
	70677006	4	WASHER
	70911026	2	NUT
13	70931217	1	CLAMP(Includes hardware)
14	73143368	1	PLATE
	70927401	2	CAPSCREW
	70677004	2	WASHER
	70933621	2	NUT
15	-----	-	See MUFFLER



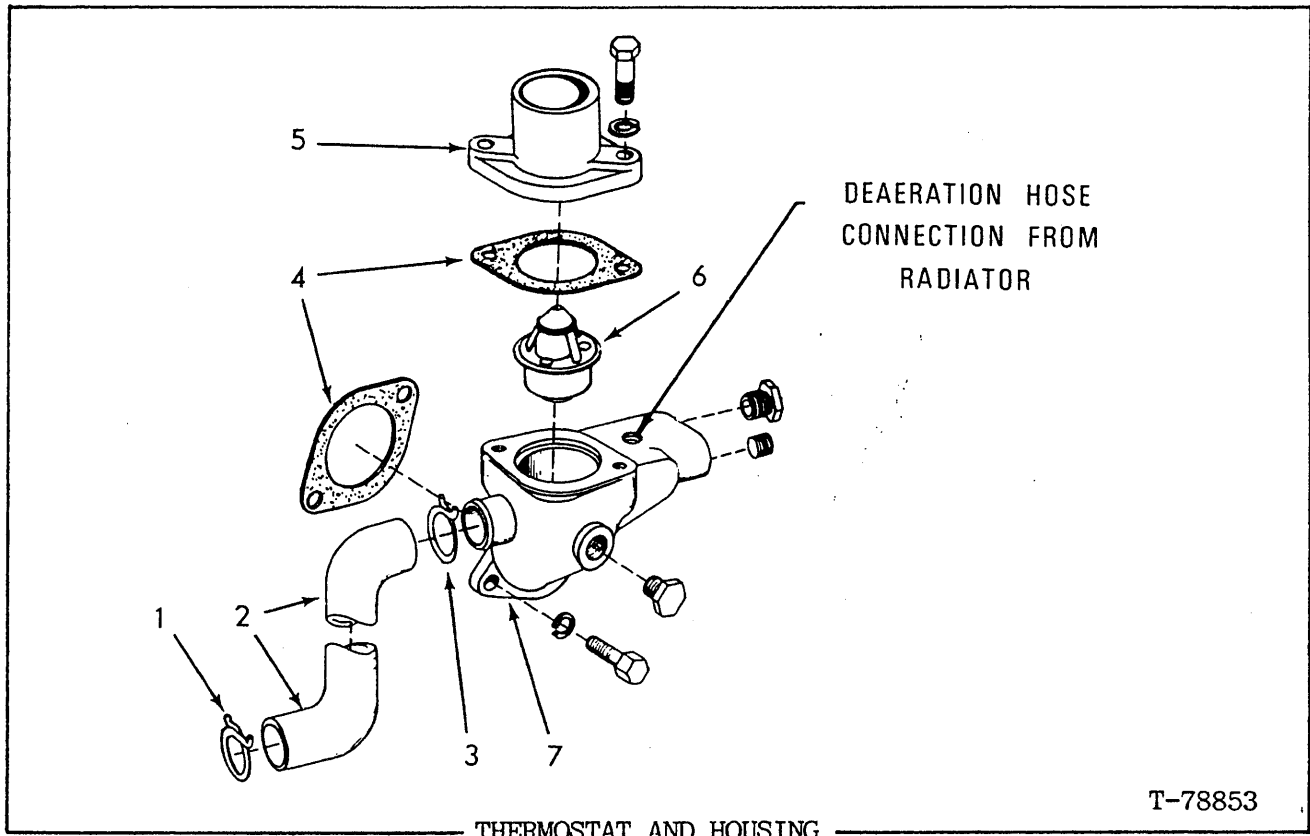
USAGE: 649T Engine. See page 41D.

ITEM	PART NO.	QTY.	DESCRIPTION
-	74009171	1	TURBOCHARGER ASSY. (Includes items 1-24)
1	74060701	1	HOUSING
2	74059990	3	CLAMP
3	74039991	3	LOCKPLATE
4	74059998	6	BOLT
5	74062661	1	SHAFT AND TURBINE WHEEL
6	74060936	1	RING
7	74059997	1	SHROUD
8	74060935	2	BEARING
9	74060726	4	RING
10	74060940	1	HOUSING KIT, center (Includes Pin indented below)
	74053422	2	PIN, spring, stainless, 3/32" x 1/4"
11	74056300	1	RING, sealing, compressor housing
12	74060939	1	BEARING
13	74059987	1	SPRING
14	74039988	1	COLLAR

(Continued)

TURBOCHARGER ASSEMBLY (Continued)

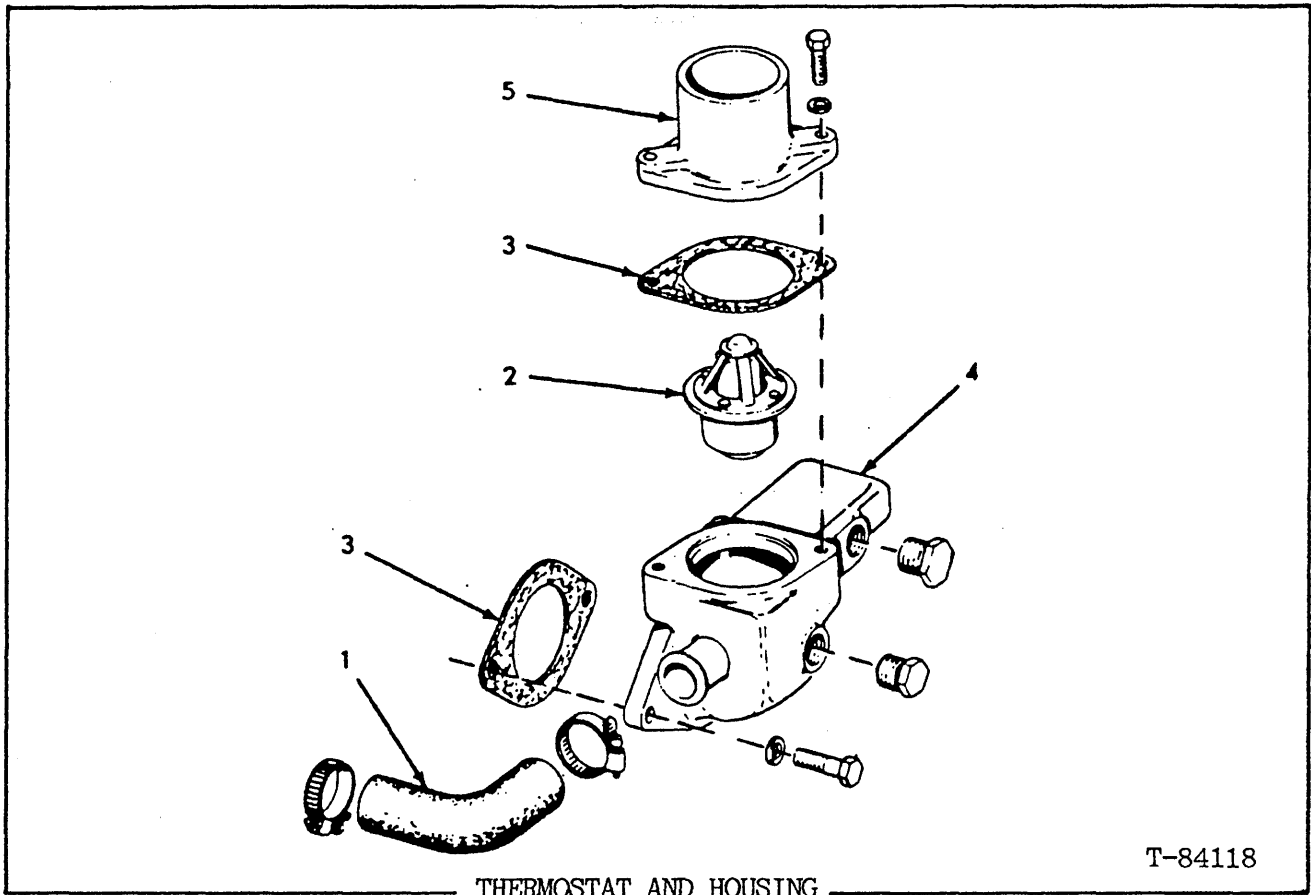
ITEM	PART NO.	QTY.	DESCRIPTION
15	74059984	1	RING
16	74062086	1	BACKPLATE ASSY., compressor housing (Includes item 13)
17	70928202	4	BOLT, attaching
18	74059992	2	LOCKPLATE
19	74062084	1	WHEEL
20	74059993	1	NUT
21	74060949	3	LOCKPLATE
22	74060948	3	CLAMP
23	70919317	6	CAPSCREW, 5/16"NC x 1/2"
24	74060946	1	HOUSING



Usage: 2800 MKI Engine. Loader S/N 55S01001-up; also 76L01801-up excluding 76L01895-01901.

ITEM	PART NO.	QTY.	DESCRIPTION
1	74254659	1	CLAMP
2	74021233	1	HOSE
3	74255528	1	CLAMP
4	74025101	2	*GASKET
5	74021152	1	FLANGE
	70916197	2	CAPSCREW, 7/16"NC x 1-1/4"
	70914678	2	LOCKWASHER, 7/16"
	70914498	2	WASHER, plain, 7/16"
6	74025103	1	THERMOSTAT
7	74035329	1	HOUSING
	70919228	2	CAPSCREW, 7/16"NC x 1-1/8"
	70914678	2	LOCKWASHER, 7/16"
	70920416	4	PLUG, 1/2" pipe
	70920333	1	PLUG, 3/8" pipe

\*See PACKAGED PARTS

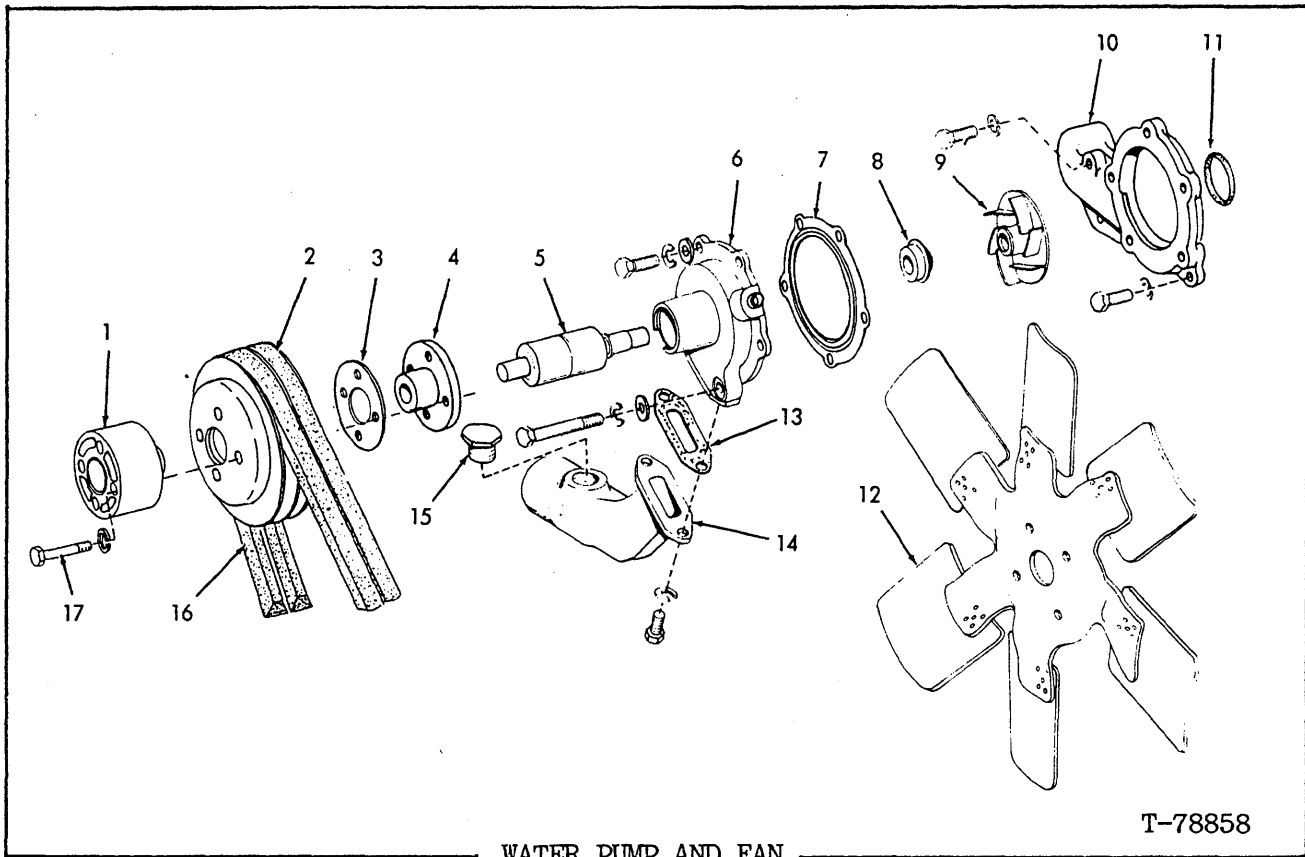


Usage: 649T Engine. Loader S/N 76L01895-01901.

ITEM	PART NO.	QTY.	DESCRIPTION
1	74021906	1	HOSE, bypass
	70921912	2	CLAMP
2	74025103	1	THERMOSTAT
3	74025101	2	GASKET
4	74035329	1	HOUSING, thermostat
	70920416	4	PLUG, pipe 1/2"NPT
	70920333	1	PLUG, pipe 3/8"NPT
	70919224	2	CAPSCREW, 3/8"NC x 1-1/8"
	70913544	2	WASHER
5	74008129	1	FLANGE, water outlet (2-1/8"O.D.)
	70916197	2	CAPSCREW, 7/16"NC x 1-1/4"
	70914678	2	LOCKWASHER
	70914498	2	WASHER

11





WATER PUMP AND FAN

T-78858

USAGE: 2800 MKI Engine. Loader S/N 55S01001-up; also 76101801-up, excluding 76L01895-01901.

ITEM	PART NO.	QTY.	DESCRIPTION
1	74007553	1	PUMP KIT(Includes items 4-9,11,13 and 2 O-Ring below)
	70910948	1	CAPSCREW, 3/8"NC x 2"
	70919015	1	CAPSCREW, 3/8"NC x 3-1/2"
	70919224	3	CAPSCREW, 3/8"NC x 1-1/2"
	70910287	5	LOCKWASHER, 3/8"
	70923664	2	O-RING, 1-31/64" I.D.
1	74024479	1	SPACER
2	74025058	1	PULLEY
	70925783	4	CAPSCREW, 3/8"NF x 3"
	70910287	4	LOCKWASHER, 3/8"
3	74020722	1	SPACER
4	74035849	1	HUB
5	-----	1	SHAFT AND BEARING ASSY.(Order item 18)
6	-----	1	BODY (Order Pump Kit above)
7	74026887	1	GASKET
8	-----	1	SEAL ASSY.(Two-piece)(Engines prior to S/N 2D-102049) (Order 74008790)
	74008790	1	SEAL ASSY. (unit type)(Engine S/N 2D-102049-up)
9	-----	1	IMPELLER(Order item 19)(Engines prior to S/N 2D-102049)
	74007236	1	IMPELLER(Engine S/N 2D-102049-up)

(Continued)

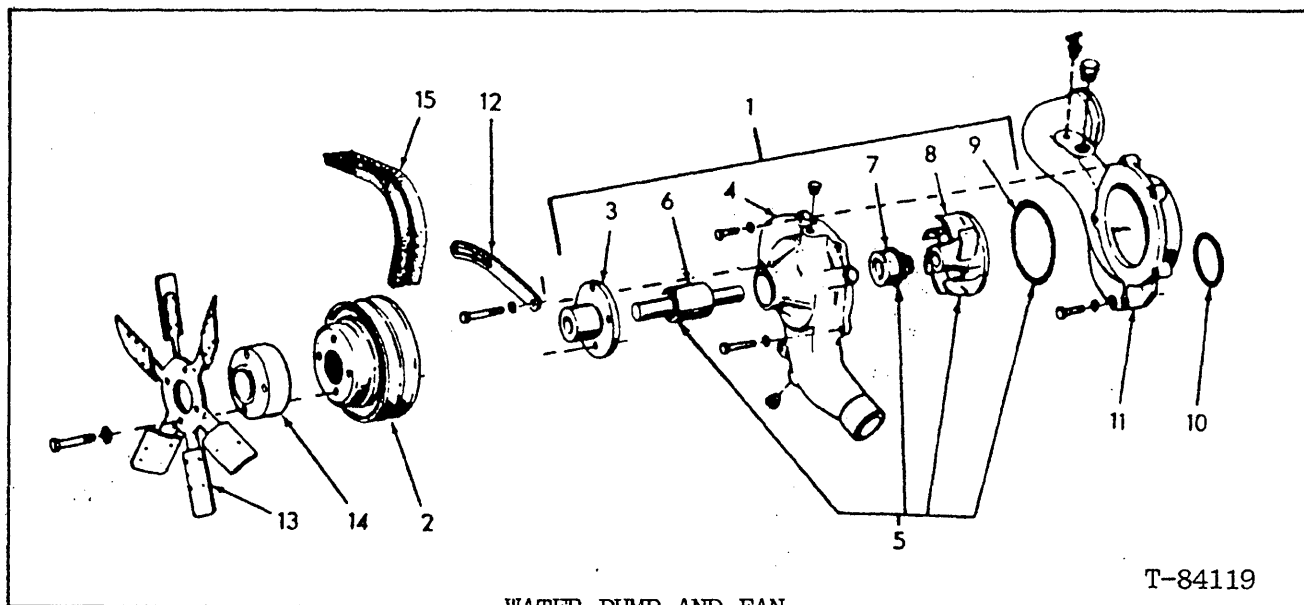
(Revised January 1986)

WATER PUMP AND FAN (Continued)

ITEM	PART NO.	QTY.	DESCRIPTION
10	74025059	1	VOLUTE
	70919224	3	CAPSCREW, 3/8"NC x 1-1/8"
	70910287	3	LOCKWASHER, 3/8"
11	70923684	1	<input type="checkbox"/> O-RING
12	71005940	1	FAN(pusher type)
	73071353	1	FAN(suction type-special equipment)
13	74025106	1	<input type="checkbox"/> GASKET
14	74006837	1	PIPE
	70916271	2	CAPSCREW, 3/8"NC x 1"
	70910287	2	LOCKWASHER, 3/8"
15	70920333	1	PLUG, 3/8"NPTF
16	74021269	1	BELT(Set of 2)
17	70912069	4	CAPSCREW, 3/8"NC x 2-1/2"
	70910287	4	LOCKWASHER, 3/8"
18	74008789	-	KIT, repair (Includes item 5, 7, 8, 9)

Also see PACKAGED PARTS

(Revised October 1980)

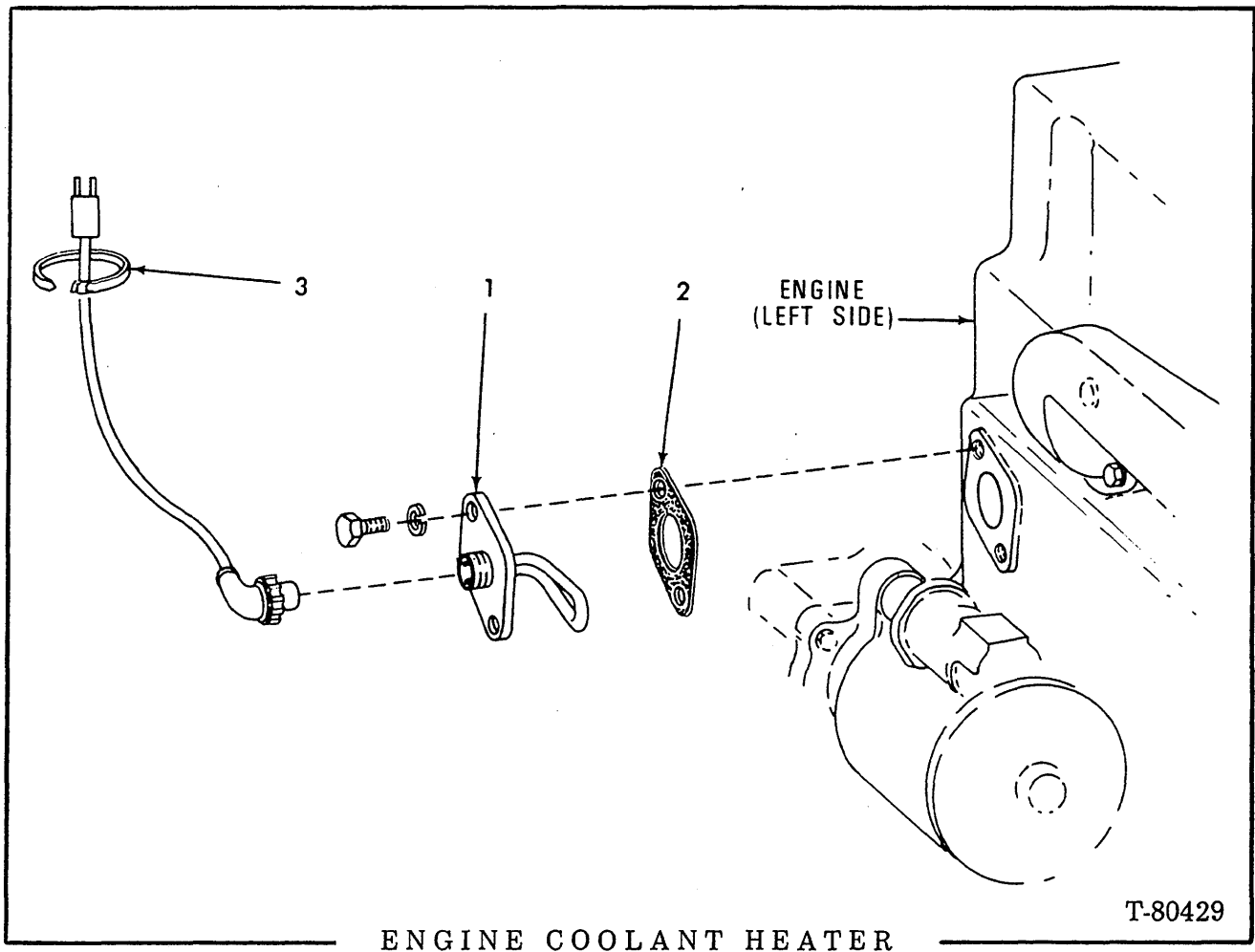


WATER PUMP AND FAN

T-84119

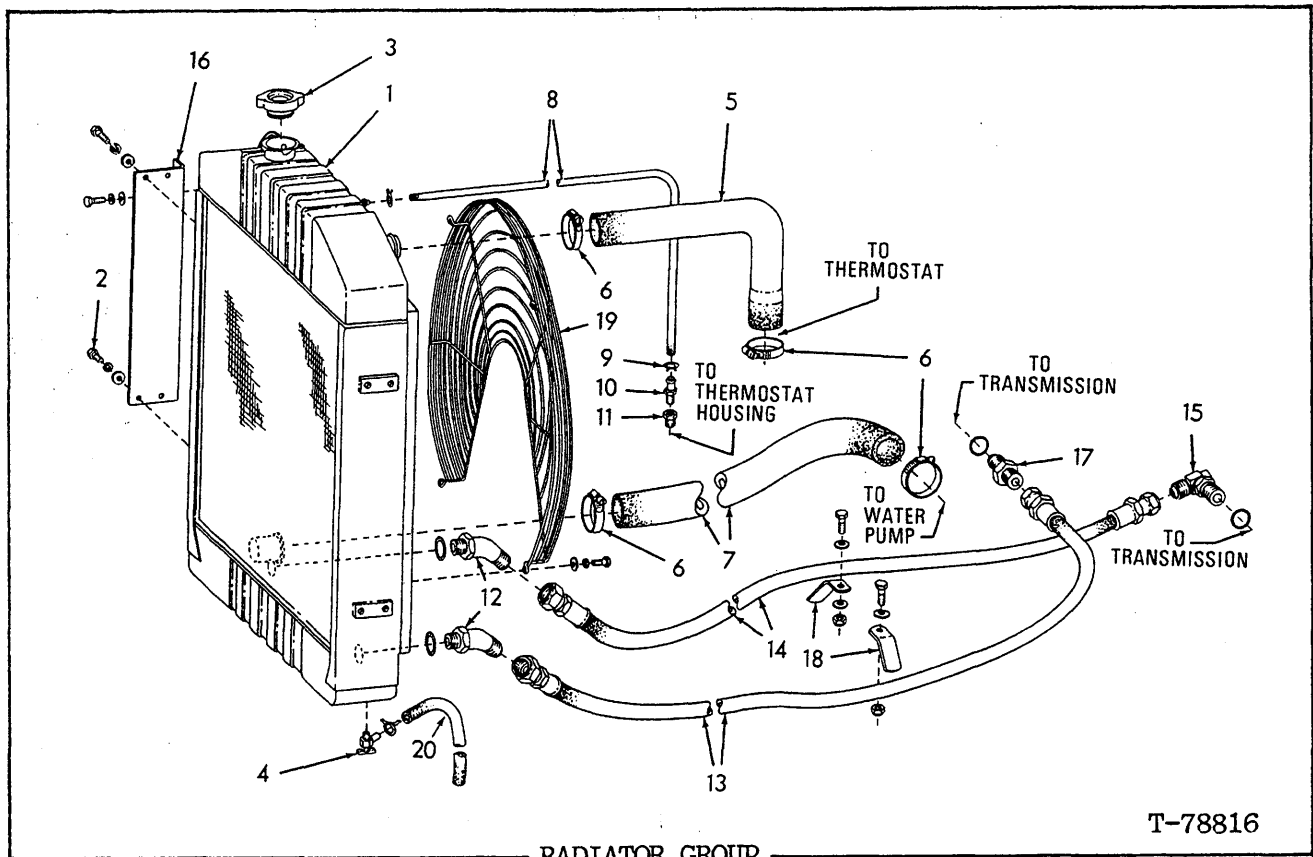
USAGE: 649T Engine. Loader S/N 76L01895-01901.

ITEM	PART NO.	QTY.	DESCRIPTION
1	74062321	1	PUMP KIT(Includes item 3-10)
	70919224	3	CAPSCREW, 3/8"NC x 1-1/8"
	70919015	1	CAPSCREW, 3/8"NC x 3-1/2"
	70910287	4	LOCKWASHER
2	74025058	1	PULLEY
3	74035849	1	HUB, pulley
4	-----	1	BODY(Order item 1)
	70920416	2	PLUG, pipe, hex hd., 1/2"NPT
5	74008788	1	REPAIR KIT, consists of items 6-9
6	-----	1	SHAFT AND BEARING ASSY.)(Order item 5)
7	74008790	1	SEAL, unitized
8	-----	1	IMPELLER (Order item 5)
9	70923971	1	O-RING(Pump to volute)
10	70923684	1	O-RING(Volute to block)
11	74007839	1	VOLUTE(For 12-3/4" F.C.)
	70914847	2	CAPSCREW, 3/8"NC x 1-1/2"
	70920275	1	CAPSCREW, 3/8"NC x 3"
	70910287	3	LOCKWASHER, 3/8"
	70912415	1	COCK, vent
	70920525	1	PLUG, pipe, 3/4"
12	-----	-	BRACE(See ALTERNATOR)
13	73141999	1	FAN, pusher
	70927358	4	CAPSCREW, 3/8"NC x 2-1/4"
	70910287	4	LOCKWASHER
14	74024479	1	SPACER (1-1/4")
15	73142103	1	BELT SET



USAGE: Special Equipment

ITEM	PART NO.	QTY.	DESCRIPTION
1	73069542	1	COOLANT HEATER
	70916253	2	CAPSCREW, 7/16" NC x 3/4"
	70914678	2	LOCKWASHER, 7/16"
2	74025101	1	GASKET
3	70925094	1	TIE



T-78816

RADIATOR GROUP

ITEM	PART NO.	QTY.	DESCRIPTION
1	71007924	1	*RADIATOR
	73141093	1	**RADIATOR
2	70915408	14	CAPSCREW, 3/8"NC x 3/4"
	70910287	14	LOCKWASHER, 3/8"
	70911115	14	WASHER, plain, 3/8"
3	71007609	1	CAP
4	70933004	1	COCK, drain
5	71012619	1	*HOSE, top
	73141096	1	**HOSE, top
6	70921913	4	*CLAMP
	70921914	4	**CLAMP
7	71012620	1	*HOSE, bottom
	73141097	1	**HOSE, bottom
8	71012733	1	HOSE
9	70929146	2	CLAMP
10	70920801	1	FITTING, 1/4" tube, 1/4" pipe
11	70901839	1	BUSHING, 1/2" x 1/4"
12	70921728	2	ELBOW, 45°, 3/4" tube, 1-1/16"str.thd.(Includes O-RING indented below)
	70921206	2	O-RING
13	71012688	1	HOSE, transmission
14	71012689	1	HOSE, transmission

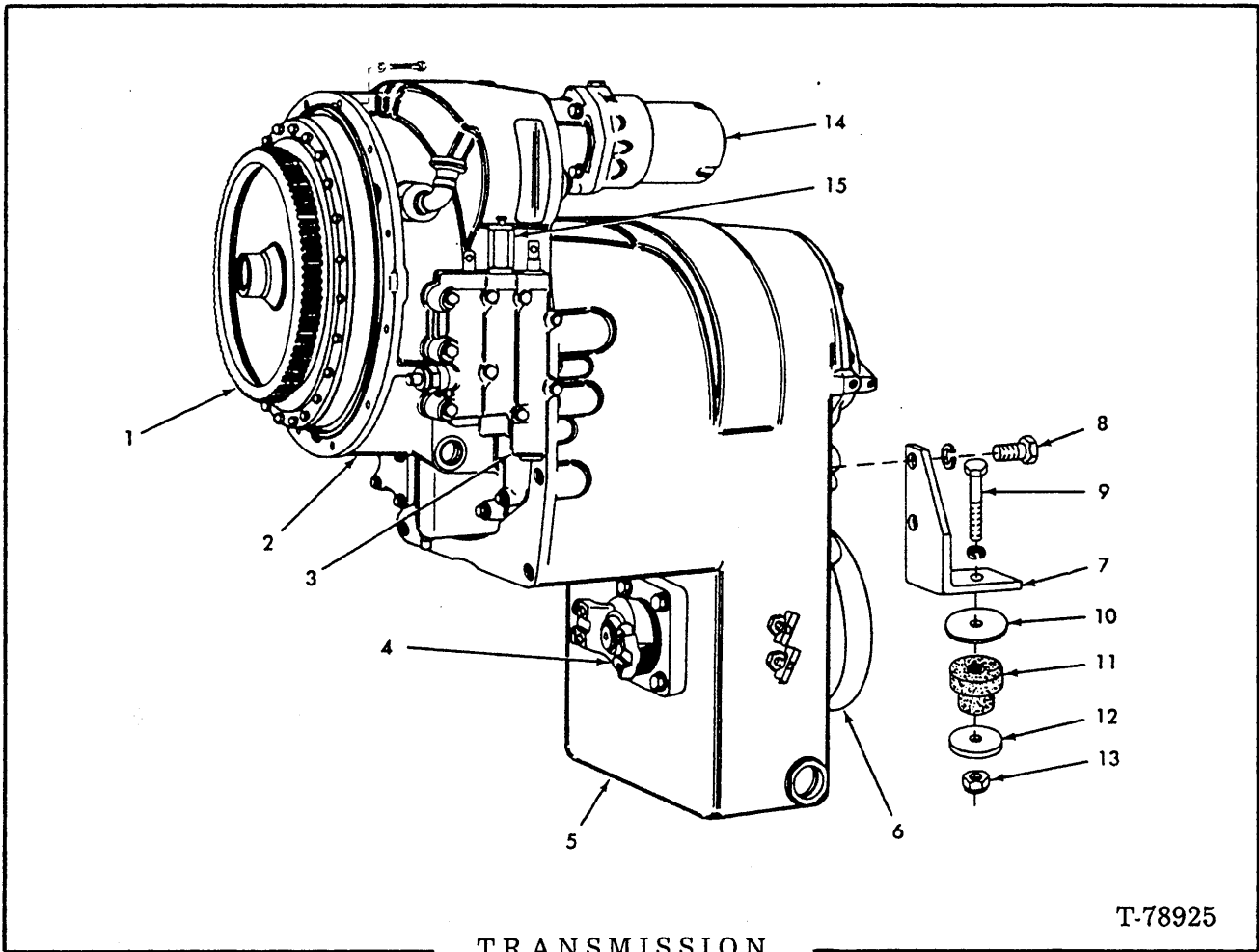
(Continued)

RADIATOR GROUP(Continued)

ITEM	PART NO.	QTY.	DESCRIPTION
15	73040720	1	TEE(Includes O-RING) indented below)
	70923876	1	O-RING
16	73066737	1	*PLATE
	73141098	2	**PLATE
17	70921217	1	CONNECTOR, 3/4" tube x 1-1/16" str.thd.(Includes O-RING indented below)
	70921206	1	O-RING
18	71004254	2	BRACKET
	70916272	2	CAPSCREW, 3/8"NC x 1-1/4"
	70911115	3	WASHER, 3/8"
	-----	1	CLAMP (See page 138)
	70915891	2	LOCKNUT, 3/8"NC
19	73067109	1	GUARD
	70922763	4	CAPSCREW, 3/8"NC x 1"
	70910287	4	*LOCKWASHER, 3/8"
	70933673	4	**WASHER
	70911115	4	*WASHER, plain, 3/8"
	70677006	4	**WASHER
20	73068194	1	HOSE
	70933098	1	CLAMP

\*2800 MKI Engine, Loader S/N 55S01001-up; also  
76L01801-up excluding 76L01895-01901.

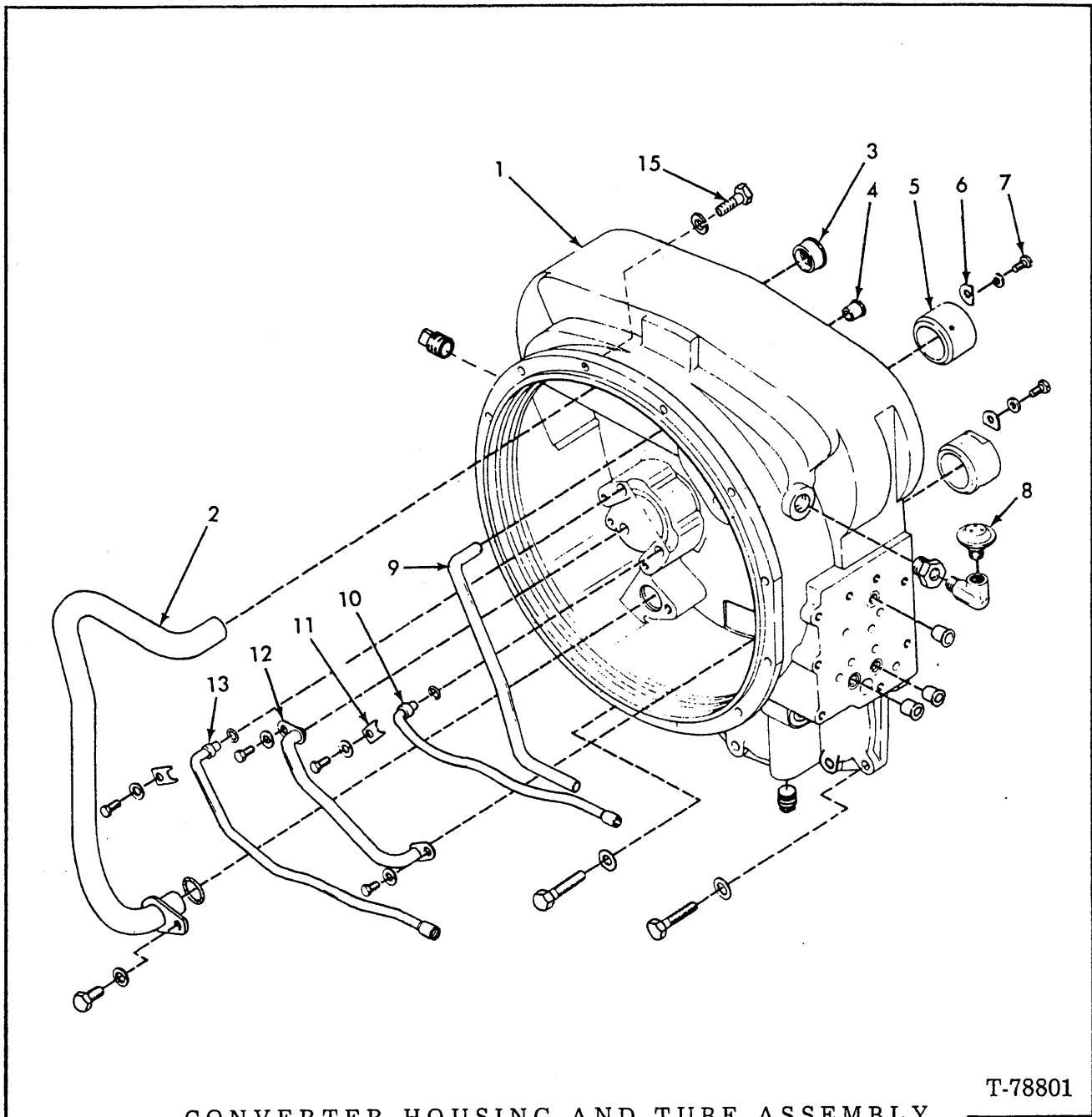
\*\*649T Engine. Loader S/N 76L01895-01901.



TRANSMISSION

T-78925

ITEM	PART NO.	QTY.	DESCRIPTION
-	73066755	1	TRANSMISSION ASSY.
	70916272	12	CAPSCREW, 3/8" NC x 1-1/4"
	70910287	12	LOCKWASHER, 3/8"
	70912415	2	COCK, drain, 1/4" pipe
1	-----	1	CONVERTER ASSY. (See page 50)
2	-----	1	CONVERTER HOUSING AND TUBE ASSY. (See page 48)
3	73066794	1	VALVE ASSY., control (See page 63)
4	-----	1	TRANSMISSION CASE GROUP (See page 55)
5	-----	1	TRANSMISSION CASE & COVER GROUP (See page 53)
6	-----	1	PARKING BRAKE ASSY. (See page 88)
7	{ 71004232	1	BRACKET, transmission support, right
	71004233	1	BRACKET, transmission support, left
8	70916287	4	CAPSCREW, 3/4" NC x 1-1/2"
	70904369	4	LOCKWASHER, 3/4"
9	70921455	2	CAPSCREW, 5/8" NC x 4"
	70900703	4	WASHER, plain, 21/32"
10	71007656	2	WASHER
11	73138126	2	MOUNTING
12	71004230	2	WASHER
13	70914501	2	LOCKNUT, 5/8" NC
14	-----	1	TRANSMISSION CHARGING PUMP, REGULATOR AND FILTER (See page 66)
15	-----	1	PISTON HOUSING ASSY. (See page 63)



CONVERTER HOUSING AND TUBE ASSEMBLY

T-78801

ITEM	PART NO.	QTY.	DESCRIPTION
1	71004776	1	CONVERTER HOUSING AND TUBE ASSY. (Includes items 2, 3, 4, 5, 6, 7, 9, 10, 11, 12 and 13)
	70905262	1	PLUG, pipe, sq. hd., 3/4" NPT
	70916255	4	CAPSCREW, 7/16" NC x 1-3/4"
	70916866	4	CAPSCREW, 7/16" NC x 2-3/4"
	70918199	8	LOCKWASHER, 7/16"
2	71004816	1	TUBE ASSY.
	70923934	1	□ O-RING
	71004835	1	CAPSCREW AND LOCKWASHER

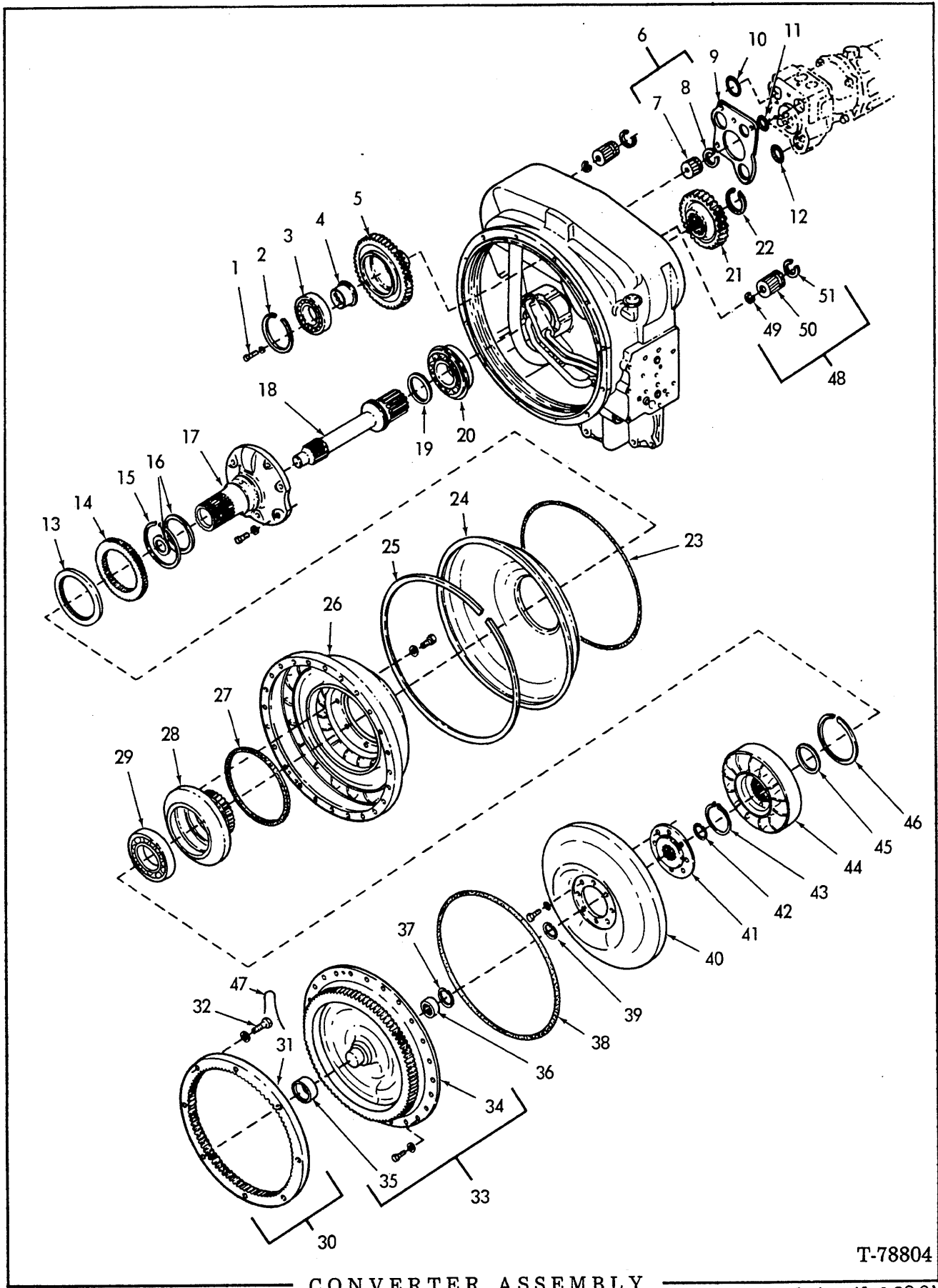
(Continued)



CONVERTER HOUSING AND TUBE ASSEMBLY (Continued)

ITEM	PART NO.	QTY.	DESCRIPTION
3	71004819	1	SLEEVE
4	71004820	4	SLEEVE
5	71004821	2	SLEEVE
6	71004822	2	LOCK
7	70916277	2	CAPSCREW, 5/16" NC x 5/8"
	70904205	2	LOCKWASHER, 5/16"
8	70186479	1	BREATHER
	70901723	1	ELBOW, street, 90°, 3/8" NPT
	70904239	1	BUSHING, pipe, 3/4" x 3/8"
9	71004828	1	TUBE
10	71004830	1	TUBE ASSY.
	70923663	1	<input type="checkbox"/> O-RING
11	71004831	2	CLIP
	70916277	2	CAPSCREW, 5/16" NC x 5/8"
	70904205	2	LOCKWASHER, 5/16"
12	71004832	1	TUBE ASSY.
	70916277	2	CAPSCREW, 5/16" NC x 5/8"
	70904205	2	LOCKWASHER, 5/16"
13	71004833	1	TUBE ASSY.
	70923663	1	<input type="checkbox"/> O-RING
14	73066766	1	RING, spacer (Not illustrated)
15	70916272	12	CAPSCREW, 3/8" NC x 1-1/4"
	70910287	12	LOCKWASHER, 3/8"

Also see page 8a.



CONVERTER ASSEMBLY

T-78804

(Revised April 1980)

CONVERTER ASSEMBLY

ITEM	PART NO.	QTY.	DESCRIPTION
-	-----	-	HOUSING AND TUBE ASSY. (See page 48)
1	70916395	6	CAPSCREW, 7/16" NF x 1-1/4"
	70918199	6	LOCKWASHER, 7/16"
2	71004753	3	SNAP-RING
3	71004754	3	BEARING
4	71004755	3	SUPPORT
5	71004756	3	GEAR
6	73066756	1	SLEEVE AND RING ASSY. (Includes items 7 and 8)
7	-----	1	SLEEVE (Order item 6)
8	71004761	1	RING
9	71004764	1	<input type="checkbox"/> GASKET
10	70932830	1	<input type="checkbox"/> O-RING
11	70929217	1	<input type="checkbox"/> O-RING
12	70930924	1	<input type="checkbox"/> O-RING
13	73066757	1	<input type="checkbox"/> SEAL
14	71004770	1	GEAR
15	74052906	1	RING
16	71004771	1	<input type="checkbox"/> SEAL (Transmissions prior to S/N 089336W)
	73073847	1	SEAL AND EXPANDER ASSY. (Includes Teflon Seal and Expander)(Transmissions S/N 089336W and up)
17	71004772	1	SUPPORT (Transmissions prior to S/N 089336W)
	73074995	1	SUPPORT (Transmissions S/N 089336W and up).
	70916311	6	CAPSCREW, 1/2" NC x 1-1/4"
	70916314	6	LOCKWASHER, 1/2"
18	71004773	1	SHAFT
19	71004778	1	<input type="checkbox"/> SEAL
20	71004777	1	BEARING
21	73066758	1	GEAR
22	71004775	1	RETAINER
23	71004789	1	<input type="checkbox"/> SEAL
24	73066759	1	BAFFLE
25	71004787	1	RETAINER
26	71005795	1	IMPELLER
	70932828	8	CAPSCREW
	70912298	8	WASHER, plain, 7/16"
27	70932831	1	<input type="checkbox"/> O-RING
28	71005794	1	HUB
29	71004783	1	BEARING
30	71005842	1	RING GEAR KIT (Includes items 31 and 32)
31	-----	1	RING GEAR (Order item 30)
32	71005841	16	CAPSCREW
	71004797	16	WASHER
33	73066760	1	IMPELLER COVER ASSY. (Includes items 34 and 35)
	71008468	24	CAPSCREW AND WASHER
34	-----	1	COVER (Order item 33)
35	71004799	1	SLEEVE
36	71004802	1	BEARING
37	70927575	1	RETAINER
38	71005536	1	<input type="checkbox"/> O-RING
39	70926574	1	RETAINER

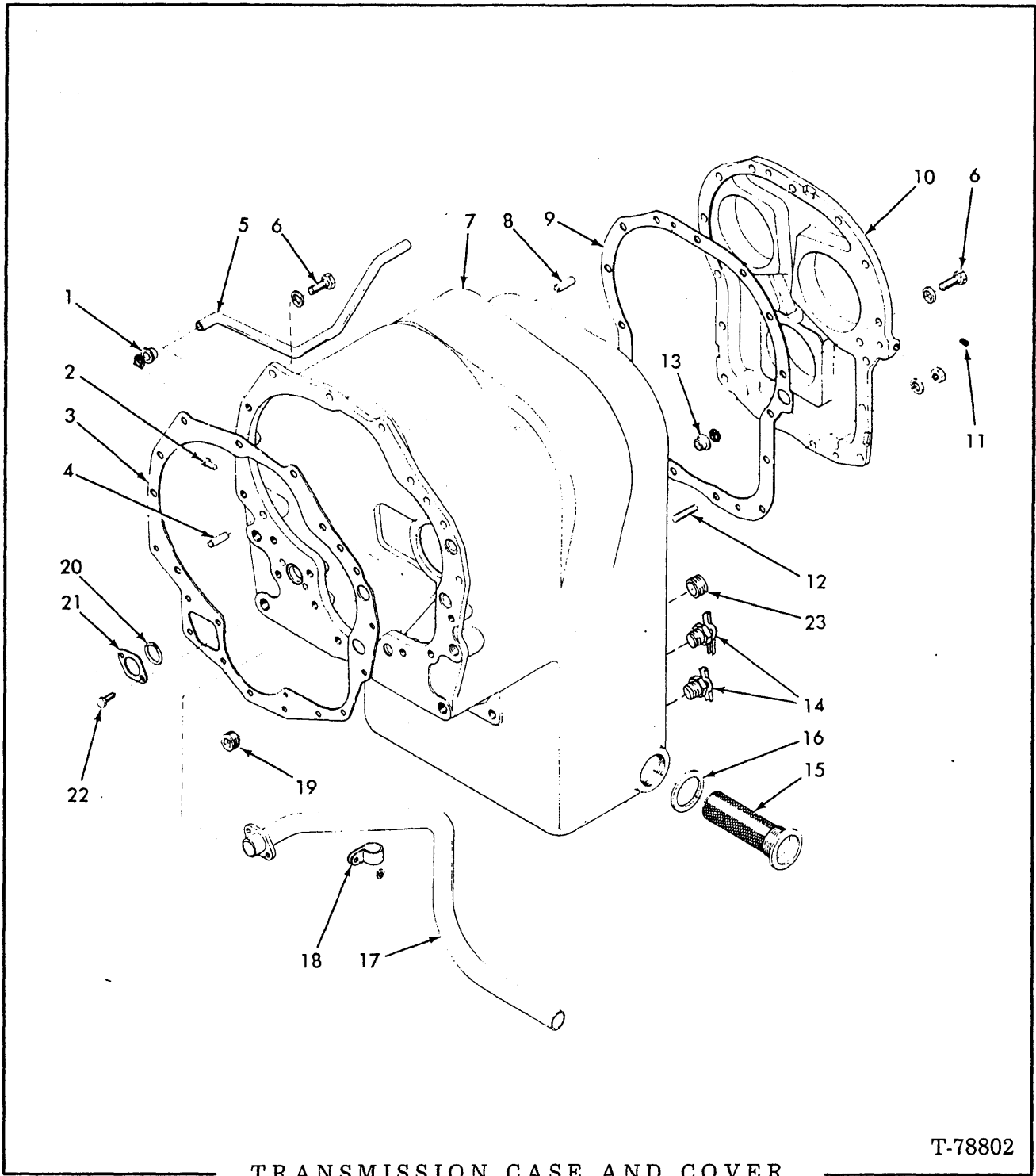
(Revised April 1980)

CONVERTER ASSEMBLY (Continued)

ITEM	PART NO.	QTY.	DESCRIPTION
40	71005796	1	TURBINE
	71004795	8	CAPSCREW
	70913544	8	WASHER, 13/32"
41	71004807	1	HUB
42	70926574	1	RING
43	70928713	1	RETAINER
44	71005797	1	MEMBER
45	71004810	1	SPACER
46	71004811	1	RETAINER
47	-----	-	LOCKWIRE, 1/16" (Use as required with item 32)(Obtain locally)
48	71008981	2	GEAR ASSY. (Includes items 49, 50 and 51)
49	70926773	2	RING, snap
50	-----	2	SLEEVE (Order item 48)
51	71004761	2	RING, snap

Also see page 8a.

ALWAYS GIVE MODEL AND SERIAL NUMBER WHEN ORDERING PARTS



T-78802

TRANSMISSION CASE AND COVER

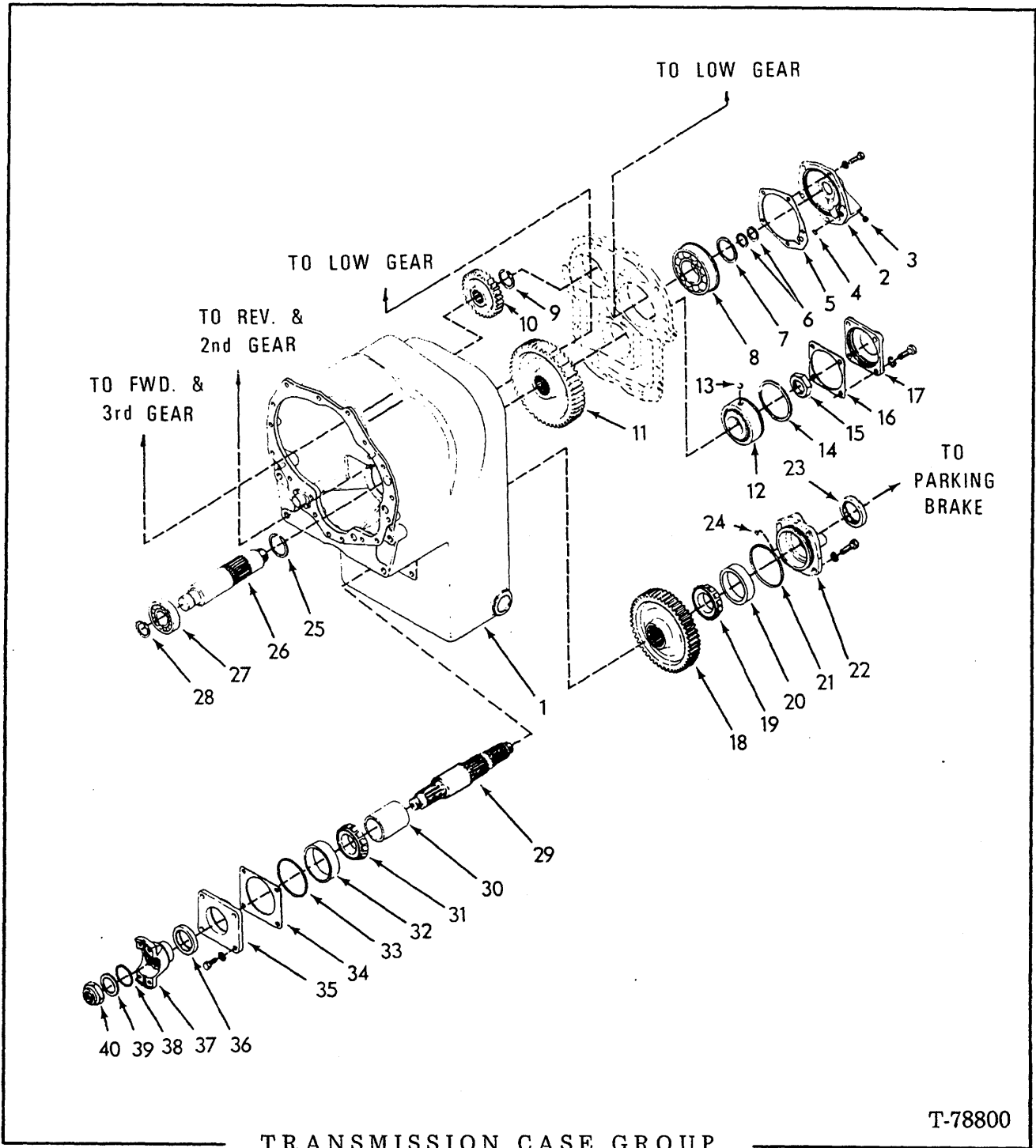
ITEM	PART NO.	QTY.	DESCRIPTION
1	71004820	1	SLEEVE
	70923851	1	□ O-RING
2	70911085	1	RIVET

(Continued)

TRANSMISSION CASE AND COVER (Continued)

ITEM	PART NO.	QTY.	DESCRIPTION
3	71004837	1	<input type="checkbox"/> GASKET
4	71004838	2	PIN
5	71004839	1	TUBE
6	70916197	23	CAPSCREW, 7/16" NC x 1-1/4"
	70918199	23	LOCKWASHER, 7/16"
7	71004841	1	CASE ASSY. (Includes items 1, 2, 5, 17, 18, 20, 21, 22 and 1 O-RING 70923851)
8	74043971	2	PIN
9	71004842	1	<input type="checkbox"/> GASKET
10	71004843	1	COVER
11	70917673	1	PLUG, pipe, ctsk. hex socket, 1/8" NPTF
12	70800385	2	STUD
	70910986	2	NUT, 7/16" NF
	70918199	2	LOCKWASHER, 7/16"
13	71004820	1	SLEEVE
	70923851	1	<input type="checkbox"/> O-RING
14	70912415	2	COCK, drain
15	71004849	1	SCREEN ASSY.
16	71004848	1	<input type="checkbox"/> GASKET
17	70696897	1	TUBE ASSY
18	70932829	1	CLIP
	70911114	1	WASHER, plain, 3/8"
19	70918851	1	PLUG, 3/4" pipe
20	70923811	1	<input type="checkbox"/> O-RING
21	71004855	1	WASHER
22	70932827	1	CAPSCREW
23	70673889	1	PLUG

Also see page 8a.



TRANSMISSION CASE GROUP

T-78800

ITEM	PART NO.	QTY.	DESCRIPTION
1	-----	1	CASE ASSY. (See page 53)
2	71004981	1	CAP
	70919224	5	CAPSCREW, 3/8" NC x 1-1/8"
	70910287	5	LOCKWASHER, 3/8"

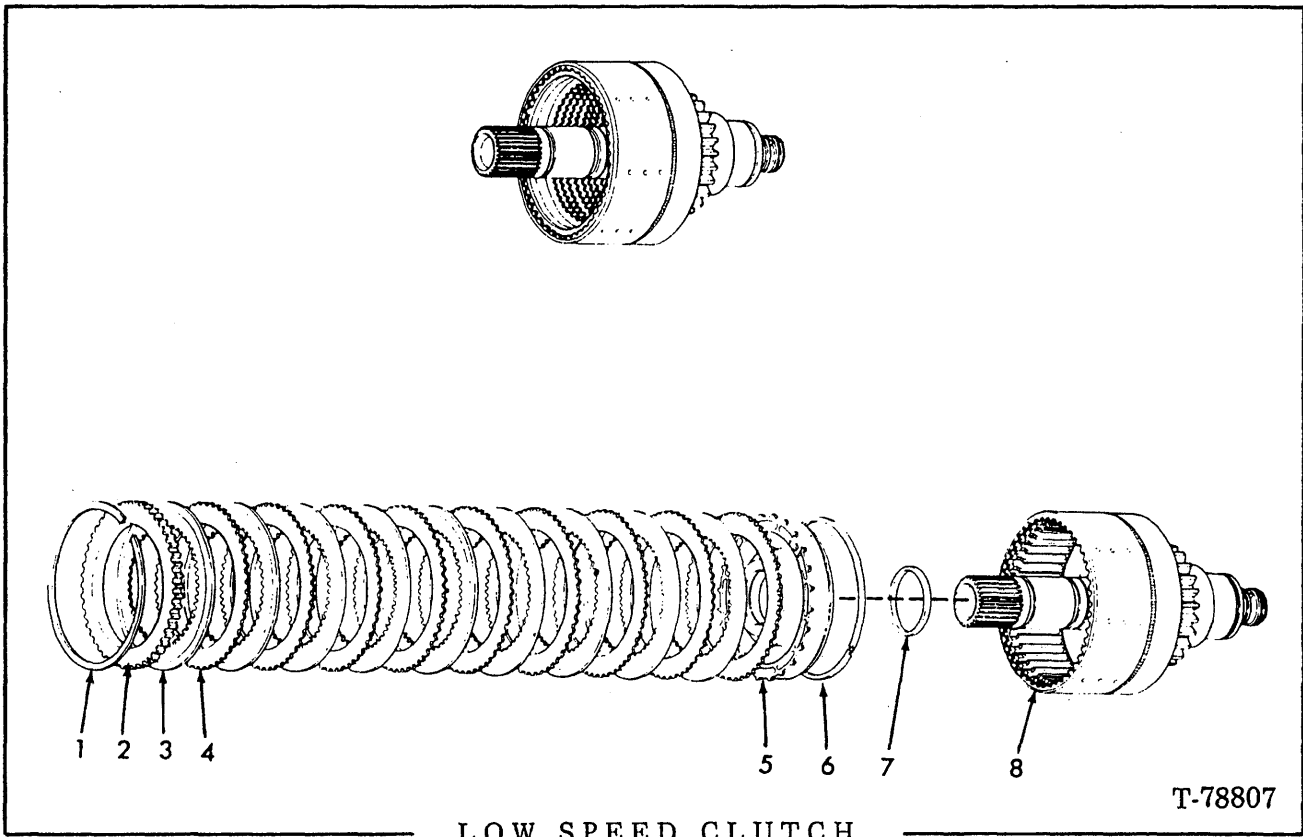
(Continued)

TRANSMISSION CASE GROUP (Continued)

ITEM	PART NO.	QTY.	DESCRIPTION
3	70917673	1	PLUG, pipe, ctsk. hex socket, 1/8" NPT
4	70923565	1	<input type="checkbox"/> O-RING
5	71004979	1	<input type="checkbox"/> GASKET
6	71004978	2	<input type="checkbox"/> RING
7	71004977	1	RING
8	71004976	1	BEARING
9	71004973	1	RING
10	71009071	1	GEAR
11	73066778	1	GEAR
12	71004984	1	BEARING
13	71004983	1	BALL
14	71004985	1	RING
15	70932663	1	NUT
16	71004987	1	<input type="checkbox"/> GASKET
17	71004988	1	CAP
	70926117	4	CAPSCREW, 9/16" NC x 1-1/4"
	70920326	4	LOCKWASHER, 9/16"
18	71009073	1	GEAR
19	70929855	1	CONE
20	70932661	1	CUP
21	70923819	1	<input type="checkbox"/> O-RING
22	71004992	1	CAP
	70927067	4	CAPSCREW, 9/16" NC x 1-3/4"
	70920326	4	LOCKWASHER, 9/16"
23	71004989	1	<input type="checkbox"/> SEAL
24	70923849	1	<input type="checkbox"/> O-RING
25	71005121	1	RING
26	71005120	1	SHAFT
27	71005119	1	BEARING
28	71004927	1	RING
29	71004996	1	SHAFT
30	71004997	1	SPACER
31	70929854	1	CONE
32	70929856	1	CUP
33	70923818	1	<input type="checkbox"/> O-RING
34	71005107	-	SHIM (0.004" thick)
	71005108	-	SHIM (0.007" thick)
	71005109	-	SHIM (0.010" thick)
	71005110	-	SHIM (0.020" thick)
35	71005111	1	CAP
	70926117	4	CAPSCREW, 9/16" NC x 1-1/4"
	70920326	4	LOCKWASHER, 9/16"
36	71005117	1	<input type="checkbox"/> SEAL
37	71005116	1	FLANGE
38	70923650	1	<input type="checkbox"/> O-RING
39	71005114	1	WASHER
40	71005113	1	NUT

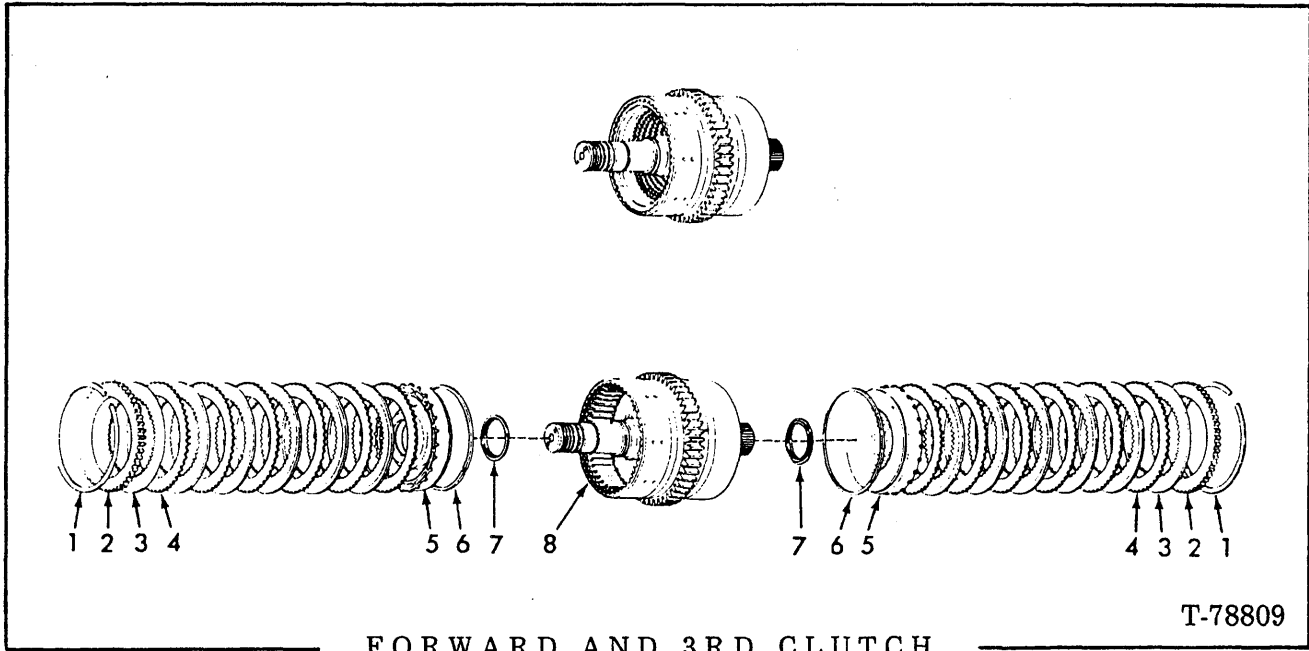
Also see page 8a.





ITEM	PART NO.	QTY.	DESCRIPTION
1	71004867	1	RING
2	71004868	1	PLATE
3	71004876	9	DISC, internal splines
4	71004870	9	DISC, external splines
5	71004871	1	PISTON
6	71004872	1	<input type="checkbox"/> RING, outer
7	71004873	1	<input type="checkbox"/> RING, inner
8	-----	1	DRUM AND SHAFT (See page 60)

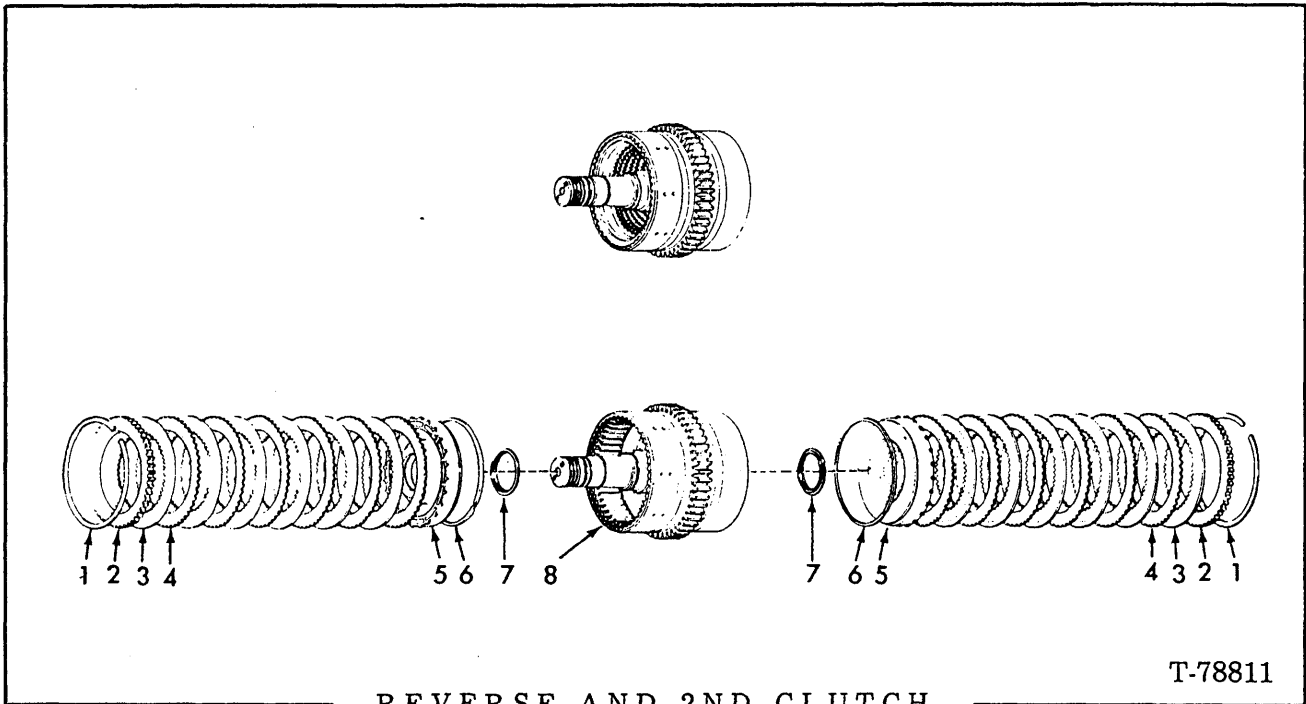
Also see page 8a.



ITEM	PART NO.	QTY.	DESCRIPTION
1	71004867	2	RING
2	71004868	2	PLATE
3	71005843	12	DISC, internal splines
4	71004870	12	DISC, external splines
5	71004871	2	PISTON
6	71004872	2	<input type="checkbox"/> RING, outer
7	71004873	2	<input type="checkbox"/> RING, inner
8	-----	1	DRUM AND SHAFT (See page 61)

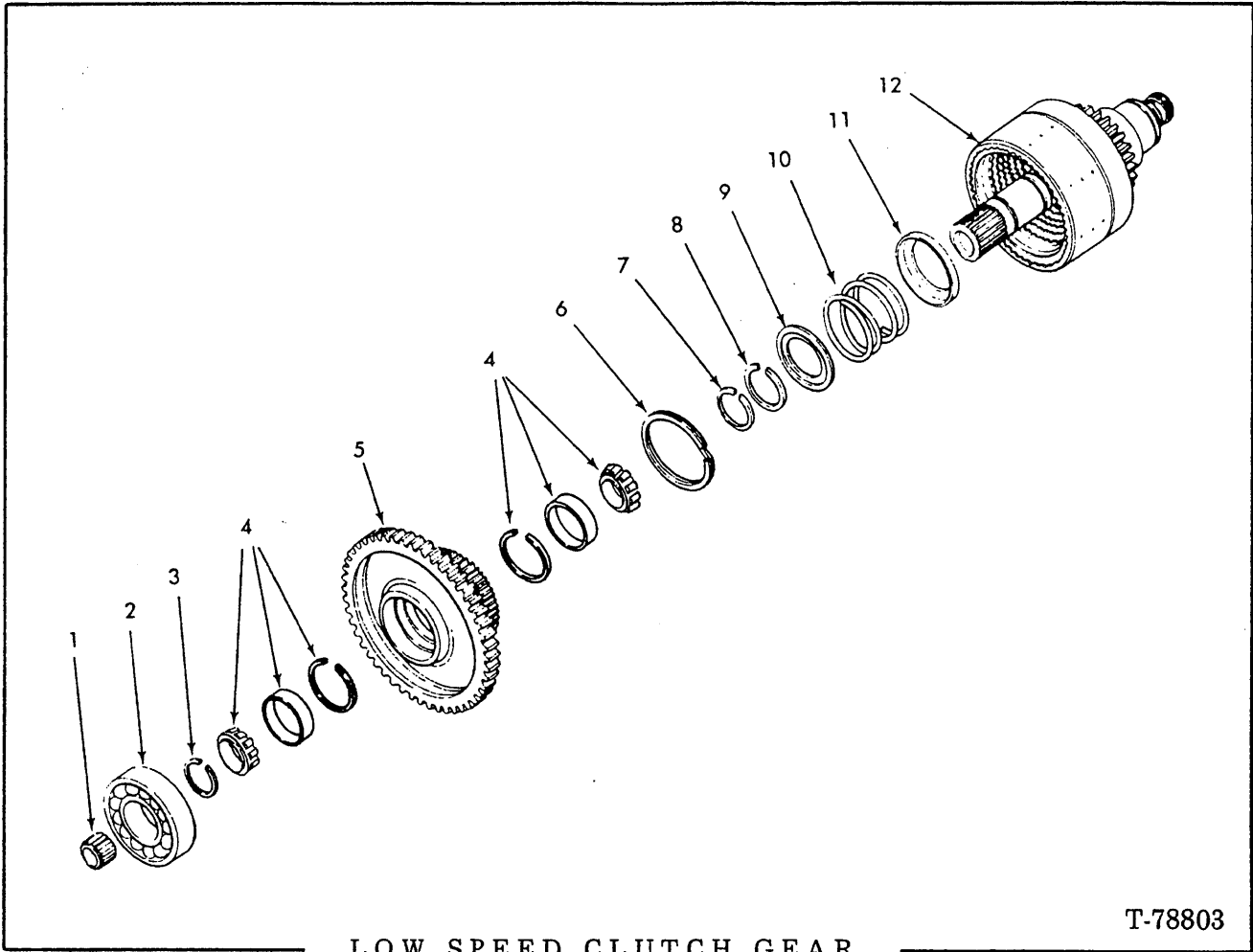
Also see page 8a.

ALWAYS GIVE MODEL AND SERIAL NUMBER WHEN ORDERING PARTS



ITEM	PART NO.	QTY.	DESCRIPTION
1	71004867	2	RING
2	71004868	2	PLATE
3	71005843	12	DISC, internal splines
4	71004870	12	DISC, external splines
5	71004871	2	PISTON
6	71004872	2	<input type="checkbox"/> RING, outer
7	71004873	2	<input type="checkbox"/> RING, inner
8	-----	1	DRUM AND SHAFT (See page 62)

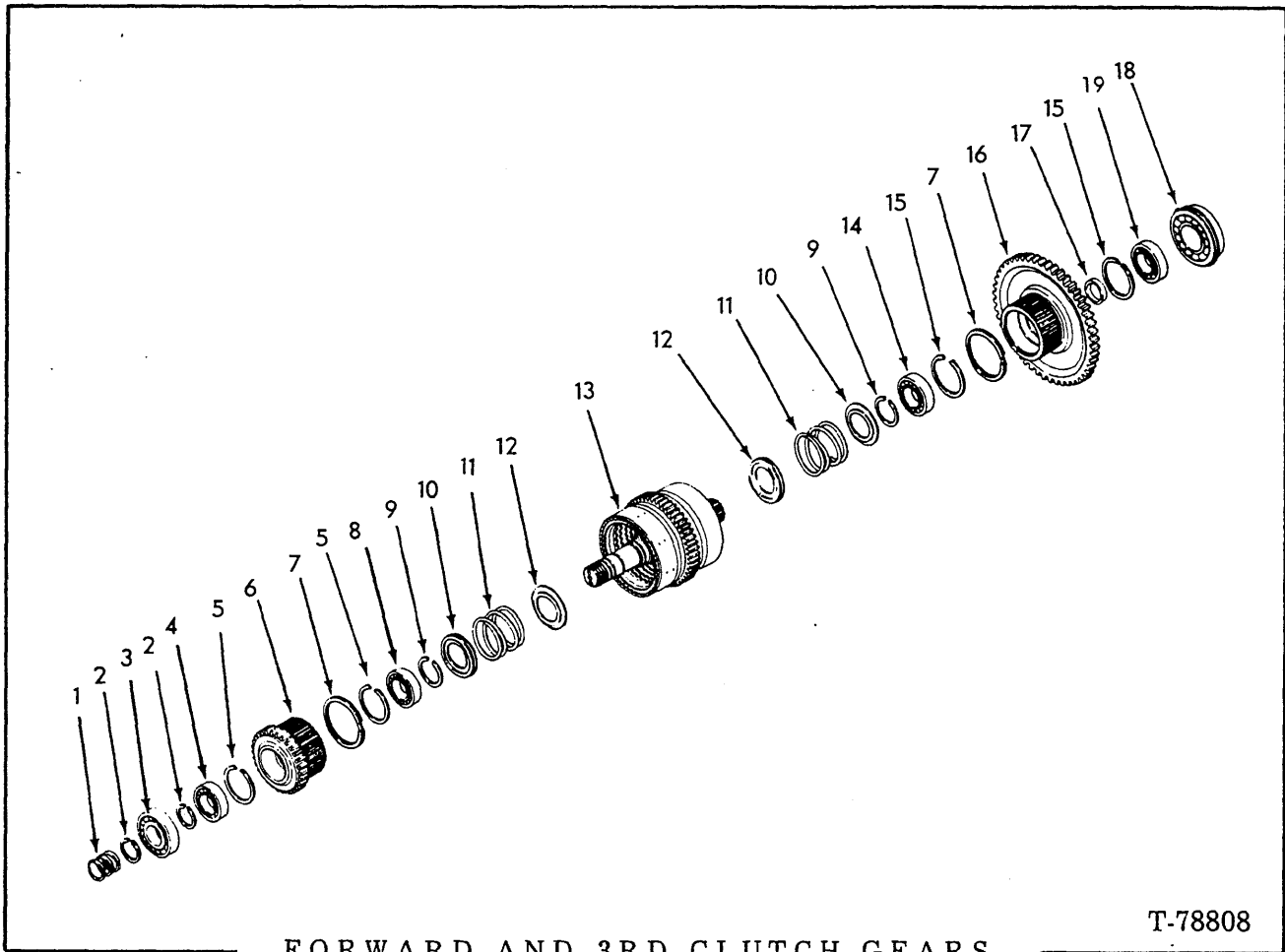
Also see page 8a.



T-78803

LOW SPEED CLUTCH GEAR


ITEM	PART NO.	QTY.	DESCRIPTION
1	71004963	1	BEARING
2	71004964	1	BEARING
3	70689139	1	KIT, low gear bearing retainer ring (Use as required)
4	71009068	1	BEARING ASSY. (Consists of 2 each cup, cone and ring)
5	71009069	1	GEAR
6	71004932	1	RING
7	71009067	1	RING
8	70926000	1	RING
9	71004934	1	RETAINER
10	71004935	1	SPRING
11	71004969	1	RETAINER
12	71009074	1	SHAFT AND DRUM



FORWARD AND 3RD CLUTCH GEARS

ITEM	PART NO.	QTY.	DESCRIPTION
1	71004926	3	□ RING
2	71004927	2	RING
3	70042982	1	BEARING
4	71008990	1	BEARING
5	71004930	2	RING
6	73066777	1	GEAR
7	70932660	2	RING
8	71004929	1	BEARING
9	70926000	2	RING
10	71004934	2	RETAINER
11	71004935	2	SPRING
12	71004969	2	RETAINER
13	73066784	1	DRUM AND SHAFT
14	71004936	1	BEARING
15	71004937	2	RING
16	71004938	1	GEAR
17	71004939	1	SPACER
18	71004958	1	BEARING
19	71008989	1	BEARING

□ Also see page 8a.

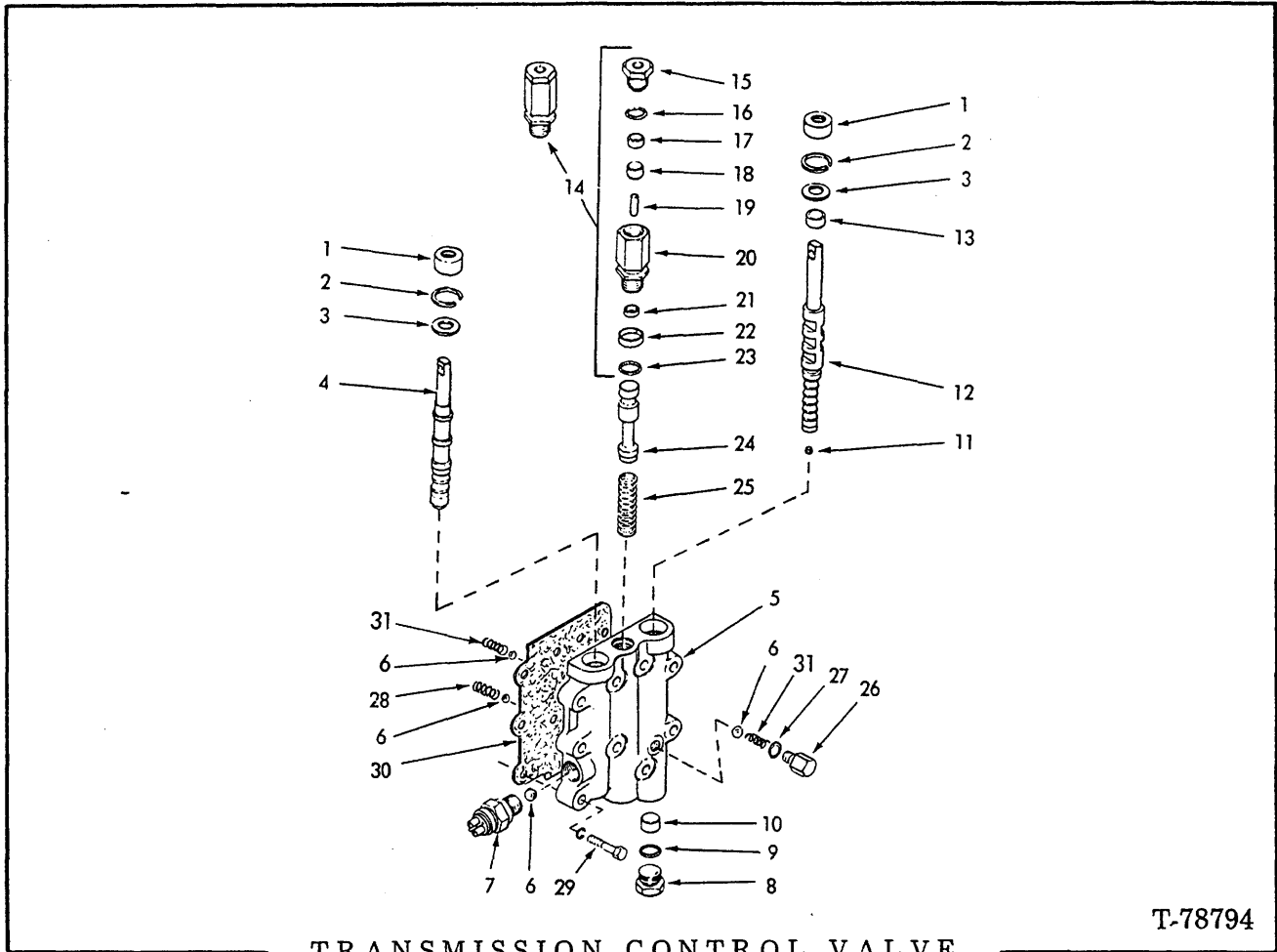


REVERSE AND 2ND CLUTCH GEARS

ITEM	PART NO.	QTY.	DESCRIPTION
1	71004926	3	<input type="checkbox"/> RING
2	71004927	2	RING
3	71004962	1	BEARING
4	71004961	1	RING
5	71008990	1	BEARING
6	71004930	2	RING
7	73066777	1	GEAR
8	71004932	2	RING
9	71004929	1	BEARING
10	70926000	3	RING
11	71004934	2	RETAINER
12	71004935	2	SPRING
13	71004969	2	RETAINER
14	73066785	1	DRUM AND SHAFT
15	71004959	1	GEAR

Also see page 8a.

ALWAYS GIVE MODEL AND SERIAL NUMBER WHEN ORDERING PARTS



T-78794

TRANSMISSION CONTROL VALVE

USAGE: See page 68.

ITEM	PART NO.	QTY.	DESCRIPTION
-	73066794	1	VALVE ASSY. (Includes items 1 thru 9, 11 and 12)
1	73066793	2	<input type="checkbox"/> SEAL
2	70927691	2	RETAINER
3	71004880	2	WASHER
4	70673949	1	SPOOL
5	-----	1	BODY (Order complete valve assy.)
6	70920765	4	BALL
7	73069451	1	SWITCH, neutral start
8	71004883	1	PLUG
9	70923875	1	<input type="checkbox"/> O-RING
10	71004885	1	SPACER
11	-----	1	PLUG
12	70673947	1	SPOOL
13	71004888	1	SPACER
14	73071838	1	PISTON HOUSING ASSY. (Includes items 15 thru 23)
15	71004890	1	PLUG
16	70923645	1	<input type="checkbox"/> O-RING
17	71004891	1	<input type="checkbox"/> CUP

(Continued)

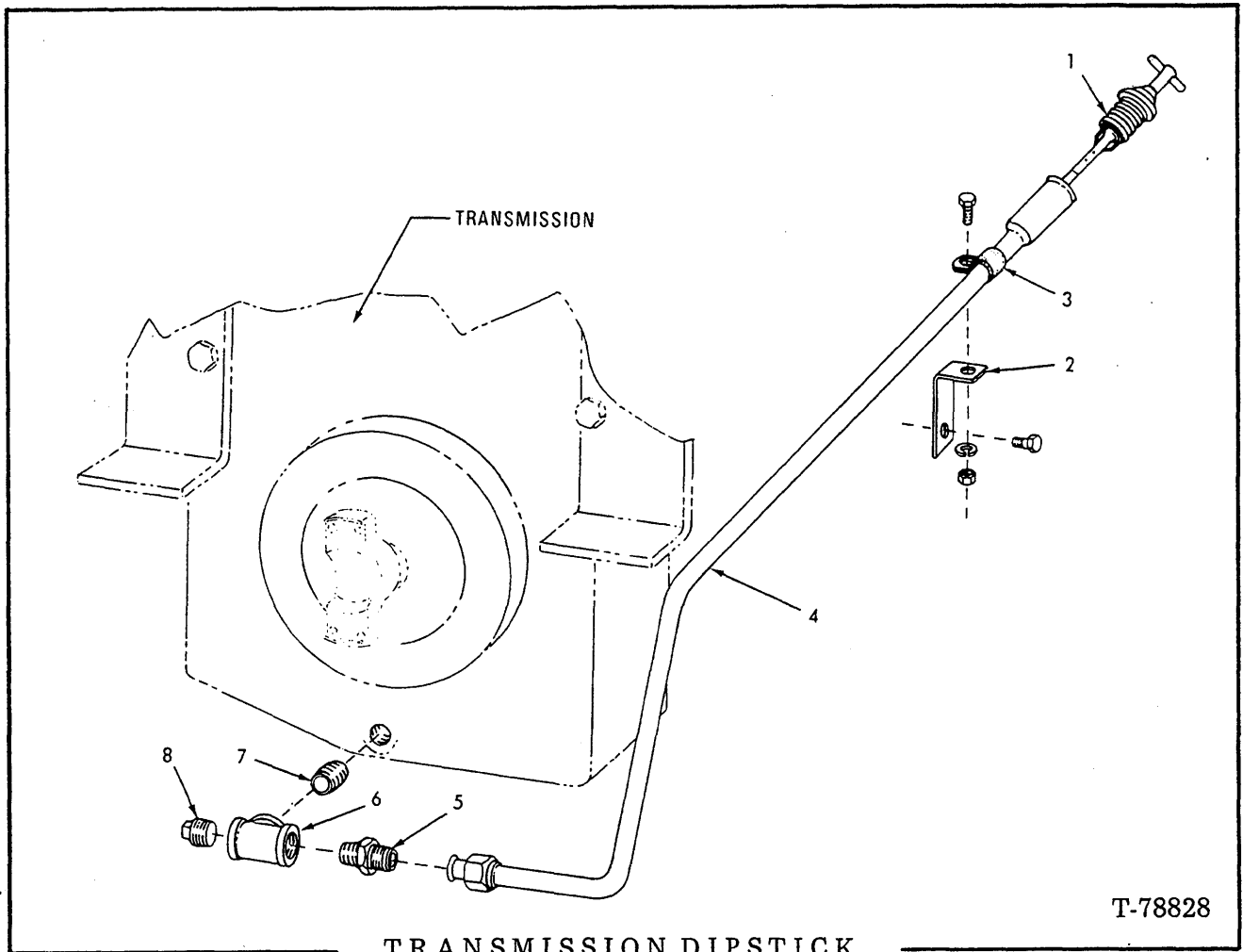
(Revised June 1982)

TRANSMISSION CONTROL VALVE (Continued)

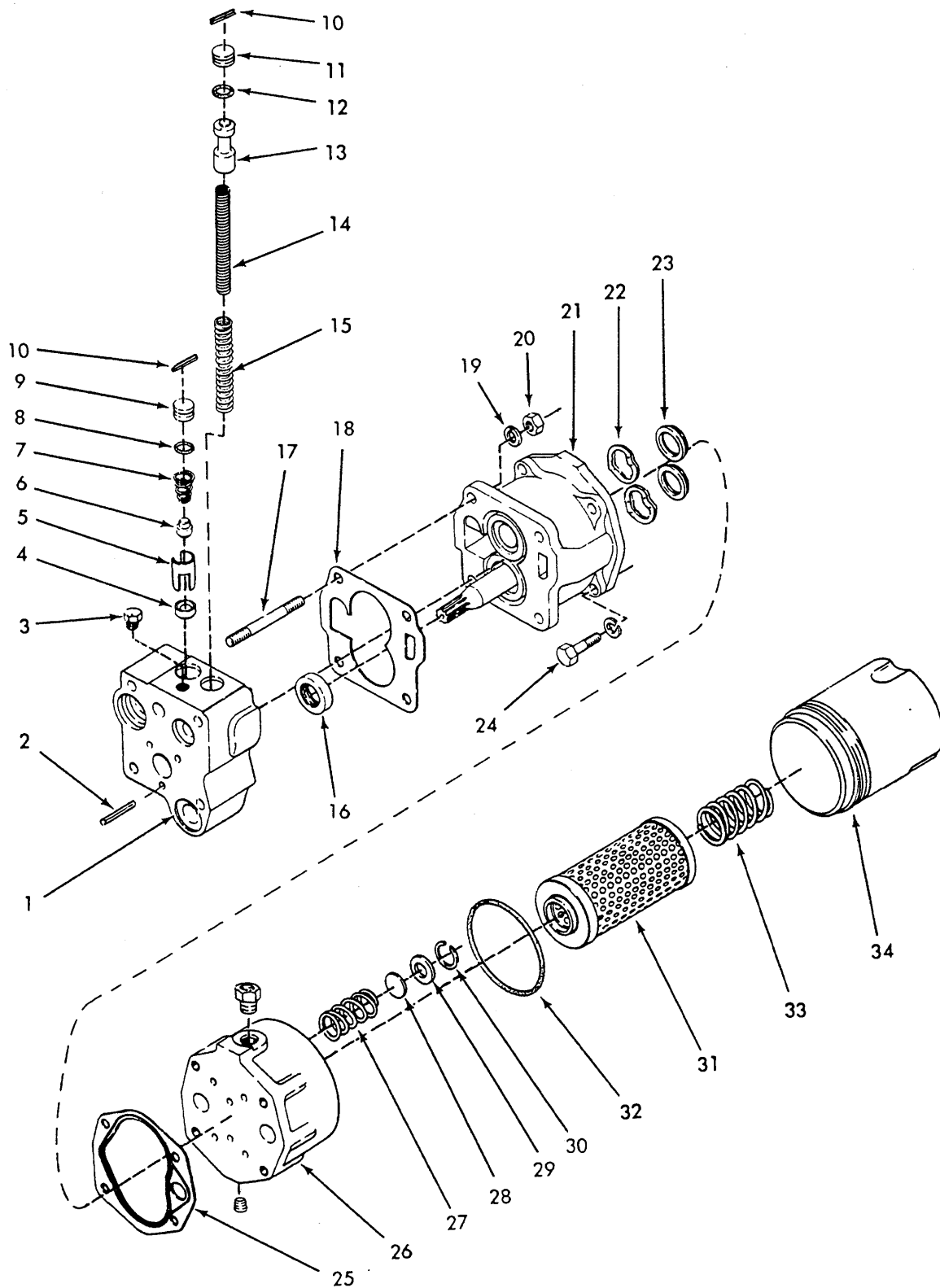
ITEM	PART NO.	QTY.	DESCRIPTION
18	73071839	1	SPACER
19	73069450	1	PIN
20	-----	1	HOUSING (Order item 14)
21	71008572	1	SEAL(Transmissions prior to S/N 089000-W)
	73071510	1	SEAL(Transmission S/N 089000-W and up)
22	71004895	1	SEAL
23	70923379	1	O-RING
24	70673948	1	SPOOL
25	70673951	1	SPRING
26	73066795	1	PLUG
27	73066796	1	WASHER
28	70207770	1	SPRING
29	70910948	9	CAPSCREW, 3/8" NC x 2"
	70910287	9	LOCKWASHER, 3/8"
30	71004791	1	<input type="checkbox"/> GASKET
31	71004790	2	SPRING

Also see PACKAGED PARTS





ITEM	PART NO.	QTY.	DESCRIPTION
1	73068128	1	DIPSTICK
2	73068055	1	PLATE
	70916309	1	CAPSCREW, 1/2" NC x 3/4"
3	70925607	1	CLAMP (first type)
	70927203	1	CLAMP (second type)
	70916309	1	CAPSCREW, 1/2" NC x 3/4"
	70912441	1	LOCKWASHER, 1/2"
	70910325	1	NUT, 1/2" NC
4	73068036	1	TUBE ASSY. (first type - 3/4" tube)(shown)
	73068577	1	TUBE ASSY. (second type - 1-1/4" tube)
5	70919342	1	CONNECTOR, 3/4" tube, 3/4" taper thd., 1-1/16" st. thd.
	70919246	1	CONNECTOR, 1" tube, 3/4" taper thd.
6	70901706	1	TEE, 3/4" pipe
7	70921367	1	NIPPLE, 3/4" pipe x 1-3/4"
8	70912726	1	PLUG, sq. hd., 3/4" pipe



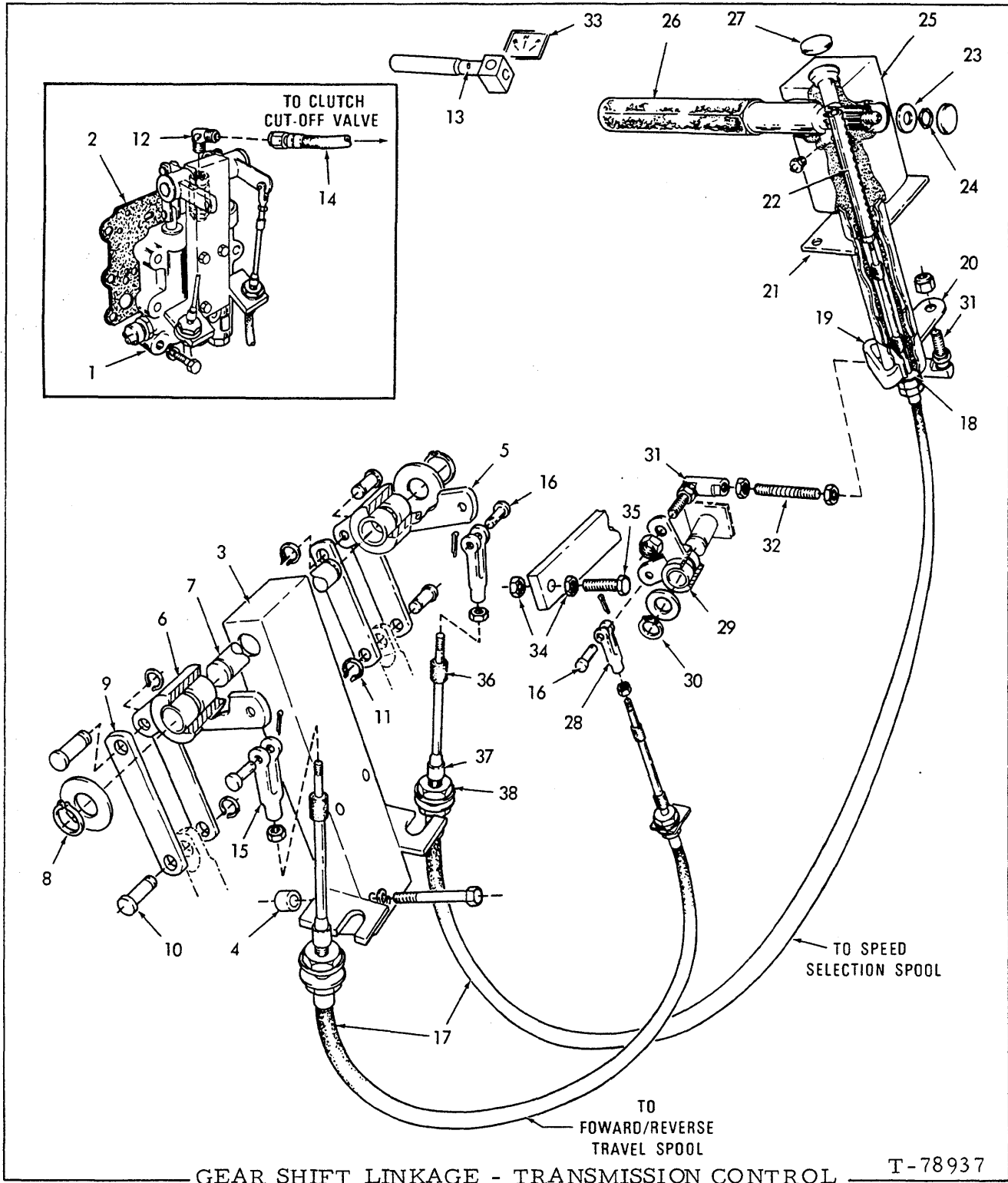
T-78799

TRANSMISSION CHARGING PUMP, REGULATOR AND FILTER

TRANSMISSION CHARGING PUMP, REGULATOR AND FILTER

ITEM	PART NO.	QTY.	DESCRIPTION
1	71008477	1	VALVE ASSY. (Includes items 2 thru 15)
2	70921292	3	PIN, roll
3	70919840	1	PLUG, 1/4" pipe (for service use 70917790)
4	71008597	1	SEAT
5	71008573	1	SPACER
6	71004901	1	PLUNGER
7	71004902	1	SPRING
8	70923379	1	O-RING
9	71008476	1	STOP
10	70921451	2	PIN, roll
11	70673894	1	STOP
12	70923376	1	<input type="checkbox"/> O-RING
13	71004904	1	PISTON
14	70673909	1	SPRING
15	73066786	1	SPRING
16	71004911	1	<input type="checkbox"/> SEAL
17	71004907	4	STUD
18	71004908	1	<input type="checkbox"/> GASKET
19	70918199	4	LOCKWASHER, 7/16"
20	70910986	4	NUT, 7/16" NF
21	73066787	1	PUMP ASSY.
22	73066788	2	SPRING
23	73066789	2	SEAL
24	70916191	4	CAPSCREW, 7/16" NC x 1-1/2"
	70918199	4	LOCKWASHER, 7/16"
25	71004913	1	<input type="checkbox"/> GASKET
26	73066790	1	ADAPTER
	70919840	1	PLUG, 1/4" pipe
	73066791	1	PLUG
27	71004917	1	SPRING
28	71004918	1	DISC
29	71004919	1	SEAT
30	70926777	1	RETAINER
31	71004922	1	ELEMENT ASSY. (Includes item 32)
32	70923588	1	<input type="checkbox"/> O-RING
33	71004923	1	SPRING
34	71004924	1	HOUSING

Also see page 8a.



GEAR SHIFT LINKAGE - TRANSMISSION CONTROL

T-78937

ITEM	PART NO.	QTY.	DESCRIPTION
1	-----	1	VALVE ASSY. } See page 63
2	-----	1	GASKET
3	73066848	1	MOUNT
	70919227	3	CAPSCREW, 3/8"NC x 3-1/4"

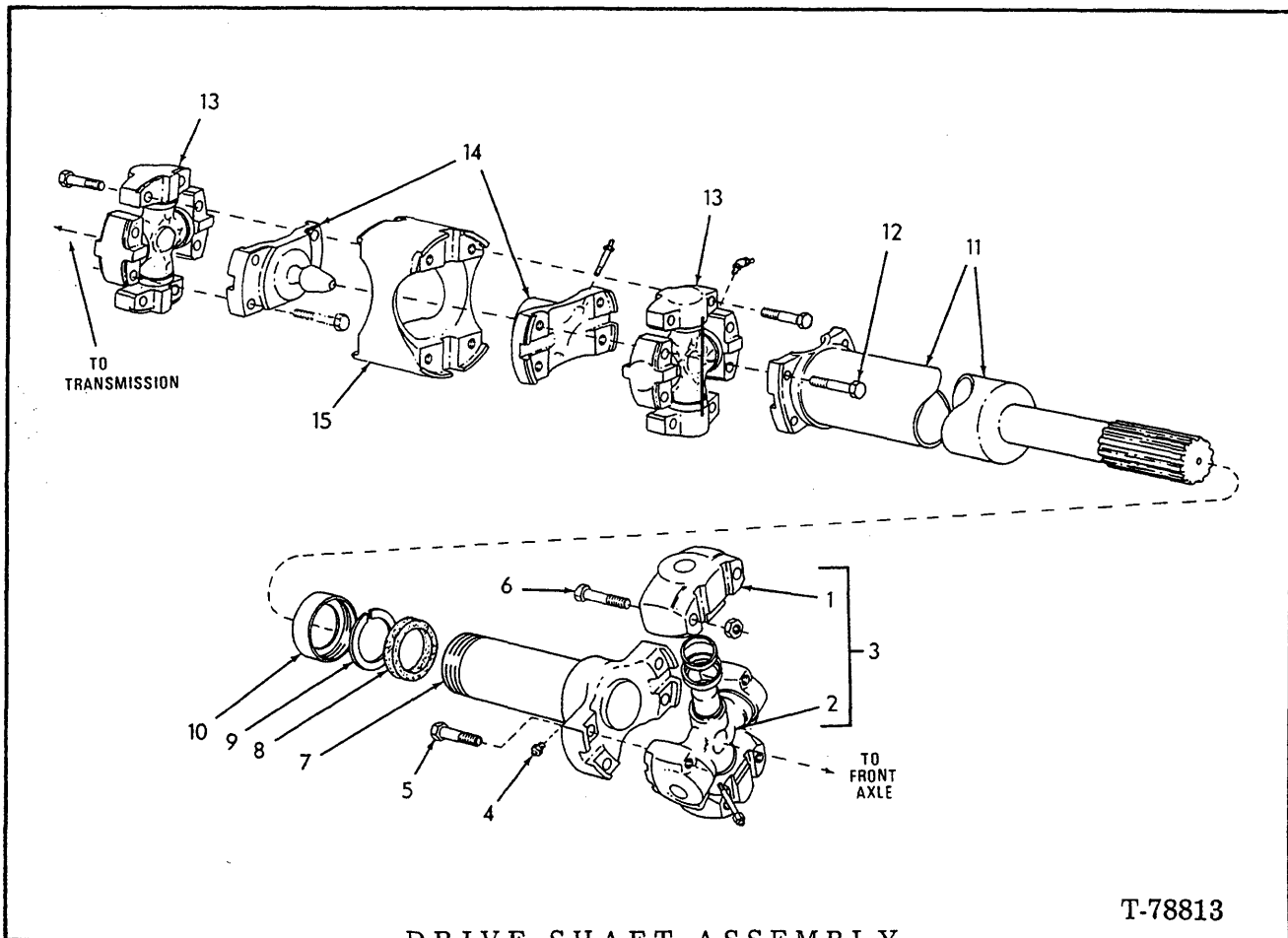
(Continued)

(Revised January 1980)

GEAR SHIFT LINKAGE - TRANSMISSION CONTROL (Continued)

ITEM	PART NO.	QTY.	DESCRIPTION
4	71004452	3	BOSS
5	71004454	1	BELLCRANK ASSY. (Includes BUSHINGS)
	70243061	2	BUSHING
6	71004459	1	BELLCRANK ASSY. (Includes BUSHINGS)
	70243061	2	BUSHING
7	71004453	1	PIN
	70910828	2	WASHER, 5/8"
8	70927103	2	RING, snap
9	71004461	4	LINK
10	70234417	4	PIN
11	70927791	4	E-RING
12	70919204	1	ELBOW, male, 3/16" tube x 3/8"
13	71004686	1	DECAL, speed range
14	-----	1	HOSE ASSY. (See page 95)
15	70917662	2	YOKE, 1/4 "
16	70917644	3	PIN, yoke, 1/4"
	70900970	1	PIN, cotter, 1/16" x 1/2"
17	73076327	2	CABLE ASSY. (Each includes 1/2 Qty. of item 36, 37 and 38)
	73077412	2	PROTECTOR, rod end
18	70927327	1	WASHER, 11/16"
19	71004609	1	BAR
20	71004463	1	LEVER ASSY.
21	71004479	1	SHAFT, weld assy.
	70927187	2	CAPSCREW, washer head, 3/8" NC x 1"
	70919439	2	LOCKNUT, 3/8"
22	71004475	1	RACK
23	71004473	1	WASHER
24	70929388	1	RING, snap
25	71007703	1	SHAFT
	70922887	1	FITTING, lubrication, 1/8"
26	71007644	1	HANDLE
27	70231128	2	PLUG
28	70917662	1	YOKE, rod end
29	71004476	1	BELLCRANK ASSY. (Includes BUSHINGS indented below)
	71009498	2	BUSHING
30	70927103	1	RING, snap
	70910828	1	WASHER, plain
31	70925041	2	JOINT ASSY.
	70924332	1	NUT, lock, 3/8" NF
32	71004478	1	STUD
	70910329	2	NUT, 3/8" NF
33	73067119	1	DECAL, direction
34	70910324	2	NUT, jam, 3/8" NC
35	70916220	1	CAPSCREW, 3/8" NC x 2"
36	73067714	4	SEAL
37	73067713	4	SLEEVE
38	70910345	8	NUT, 5/8" NF
	70918906	8	LOCKWASHER, 5/8"
	70900819	4	WASHER, plain, 5/8"

} use where required



DRIVE SHAFT ASSEMBLY  
(FRONT)

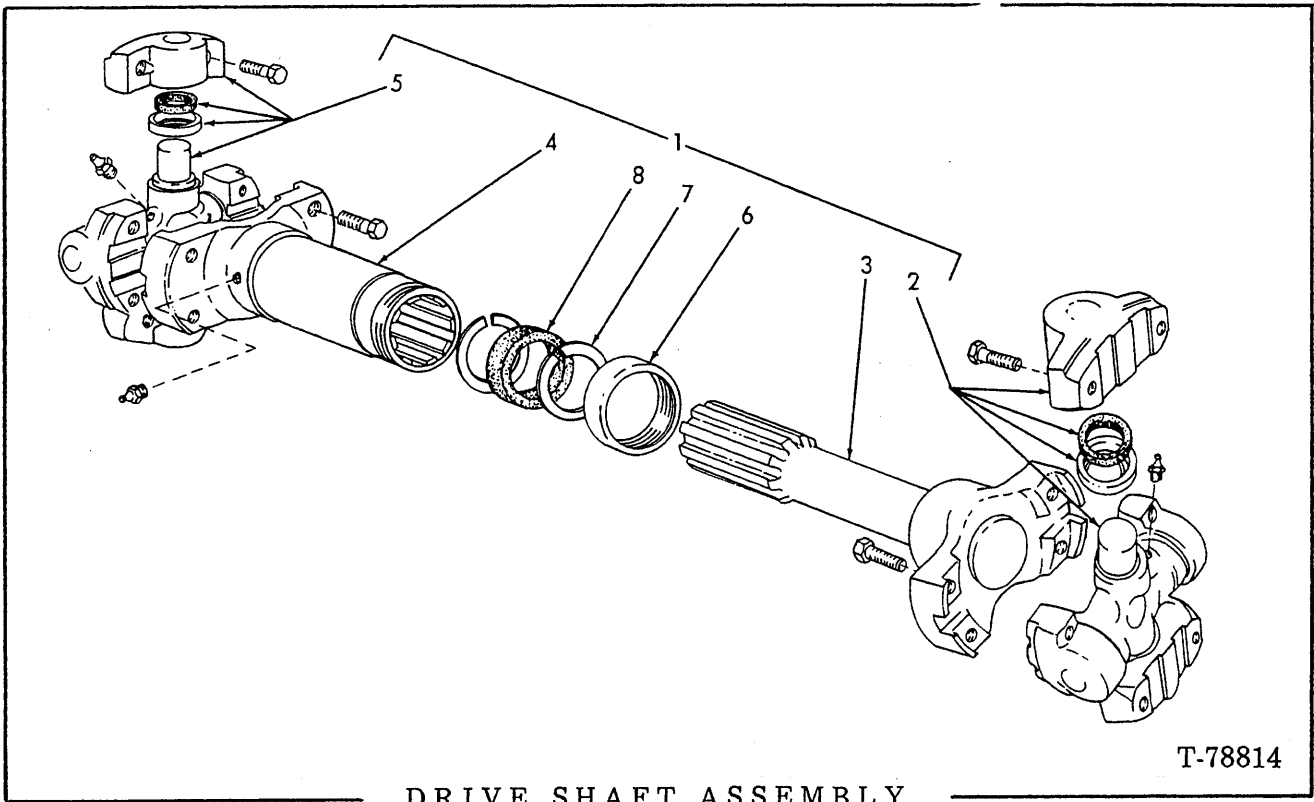
T-78813

ITEM	PART NO.	QTY.	DESCRIPTION
-	73067426	1	SHAFT ASSY. (Includes item 1 thru 15)
1	.....	4	BEARING (Order item 3)
2	.....	1	SPIDER (Order item 3)
3	73067736	1	SPIDER AND BEARING ASSY. (Includes FITTING indented below and item 1, 2 and 6)
	70921744	1	FITTING, 1/4" taper thd. x 1-41/64"
4	70912808	1	FITTING, 1/4" taper thd. x 35/64"
5	70925632	4	CAPSCREW, 3/8" NF x 1-3/4"
6	70927358	4	CAPSCREW, 3/8" NF x 2-1/4"
	70913528	4	NUT, 3/8" NF
7	73067738	1	YOKE ASSY., slip (Includes item 4, 8, 9 and 10)
	70912808	1	FITTING, 45°, 1/4" taper thd. x 35/64"
8	71015523	1	SEAL, felt
9	71015522	1	WASHER
10	70631358	1	CAP
11	71015521	1	TUBE, weld assy.
12	70928307	8	CAPSCREW, 3/8" NF x 2-1/2" (Qty. 4 supplied with SHAFT ASSY. for transmission end)

(Continued)

DRIVE SHAFT ASSEMBLY (Continued)

ITEM	PART NO.	QTY.	DESCRIPTION
13	73067737	2	SPIDER AND BEARING ASSY. (Includes 2 spider, 8 bearing, item 12 and hardware indented below)
	70918186	2	FITTING, 45°, 1/4" taper thd. x 13/16"
	70925632	8	CAPSCREW, 3/8" NF x 1-3/4"
14	73067739	1	HOUSING YOKE ASSY. (Serviced only as an assy.)(Includes housing assy., ball yoke and FITTING)
	70921744	1	FITTING, 1/4" taper thd. x 1-41/64"
15	71015519	1	COUPLING

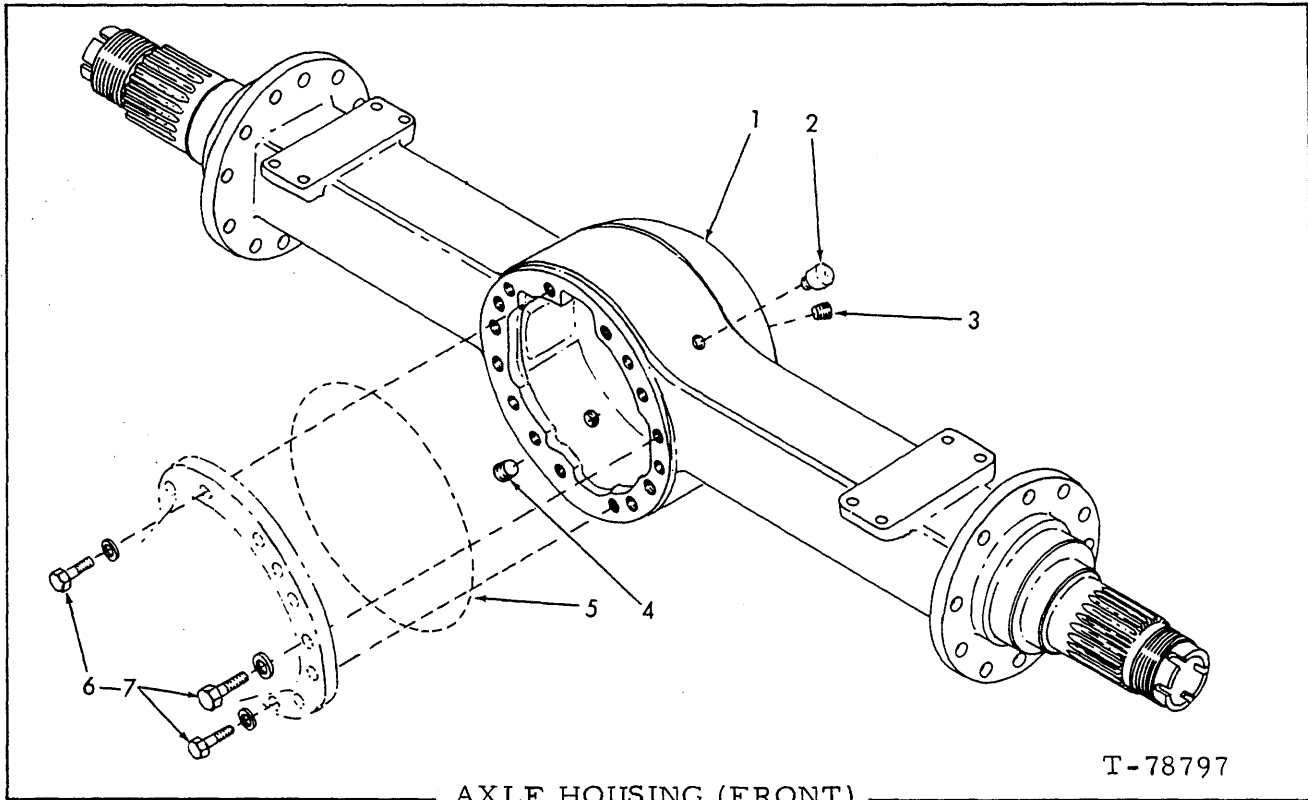


T-78814

DRIVE SHAFT ASSEMBLY  
(R E A R)

ITEM	PART NO.	QTY.	DESCRIPTION
1	73066869	1	DRIVE SHAFT ASSY. (Includes items 2 thru 8)
2	73066875	1	SPIDER AND BEARING ASSY. (Includes FITTING indented below)
	70912808	1	FITTING, 1/4" taper thd. x 35/64"
	70925632	4	CAPSCREW, 3/8" NF x 1-3/4"
3	73066876	1	YOKE ASSY., stub
	70923276	4	CAPSCREW, 3/8" NF x 1"
4	73066878	1	YOKE ASSY., slip (Includes items 6, 7, 8 and FITTING indented below)
	70923276	4	CAPSCREW, 3/8" NF x 1"
	70918185	1	FITTING, 1/4" taper thd. x 11/16"
5	73066879	1	SPIDER AND BEARING ASSY. (Includes FITTING indented below)
	70912808	1	FITTING, 1/4" taper thd. x 35/64"
	70923276	4	CAPSCREW, 3/8" NF x 1"
6	70644410	1	CAP
7	73066877	2	WASHER
8	70644408	1	SEAL

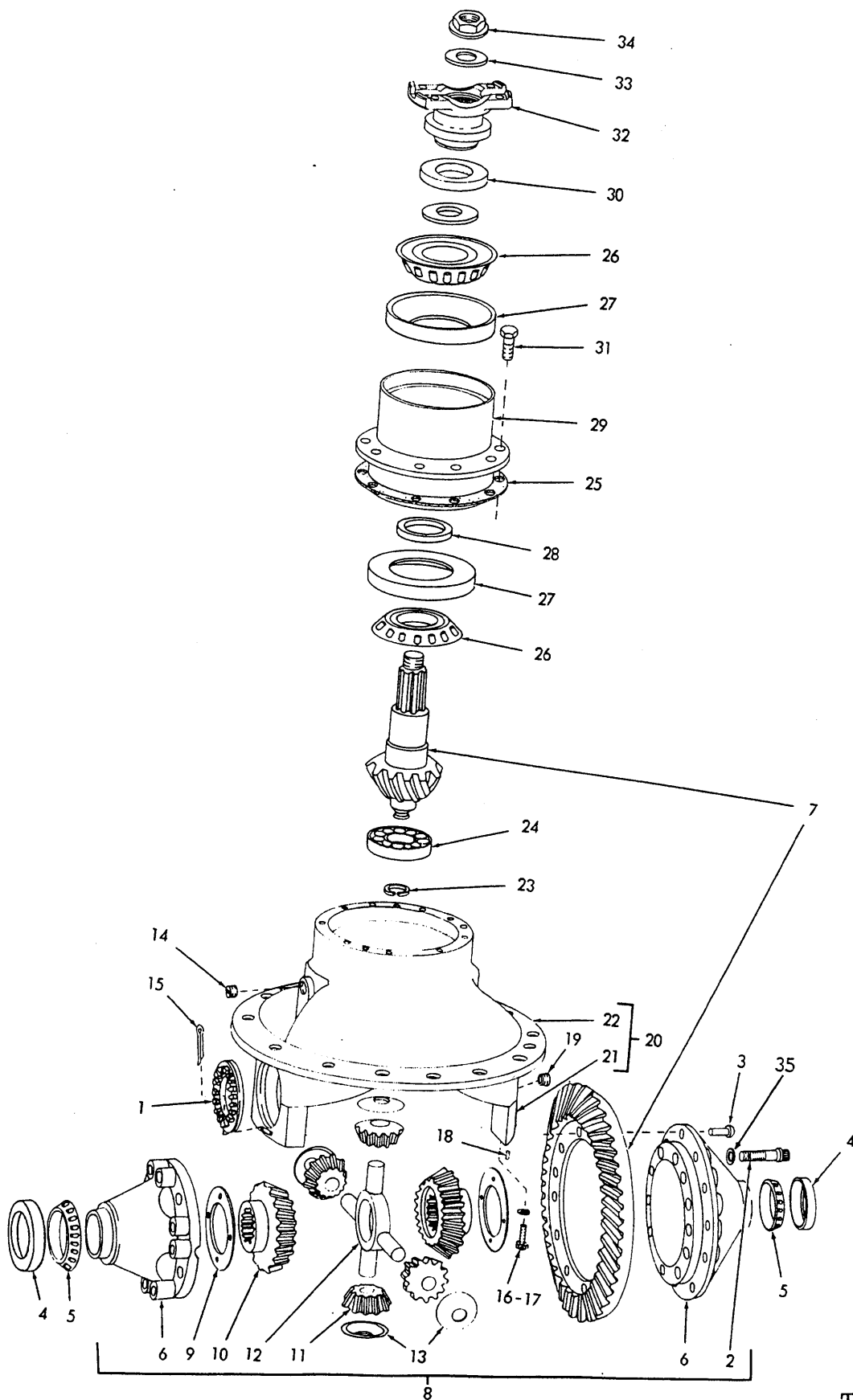




AXLE HOUSING (FRONT)

T-78797

ITEM	PART NO.	QTY.	DESCRIPTION	
-	73068387	1	AXLE ASSY., front (Prior to Loader unit No. 01655)	} Refer to pages 74, 78 and 90
-	73075265	1	AXLE ASSY., front (Effective with Loader unit No. 01653)	
-	73075311	1	AXLE ASSY., front, no spin (Special equipment)(Refer to pages 77, 78 and 90)	
1	71014854	1	HOUSING ASSY. (Includes items 3 and 4)	
2	73007145	1	BREATHER	
3	70904224	1	PLUG, 3/4"NPT	
4	73022116	1	PLUG, magnetic, 3/4"NPT	
5	70930984	1	SEALANT (3 oz. tube - use as required)	
6	70920583	12	CAPSCREW, 1/2"NC x 1-1/2"	
	70927583	2	CAPSCREW, 7/16"NC x 1 3/4"	
	70924080	2	CAPSCREW, 7/16"NC x 2-1/2"	
	71143613	12	WASHER	
	73062403	4	WASHER	
7	70931905	-	SEALANT (50 cc bottle - use as required)	



DIFFERENTIAL ASSEMBLY

T-38227

## DIFFERENTIAL ASSEMBLY

USAGE: FRONT AXLE. See page 73 for complete axle assembly.

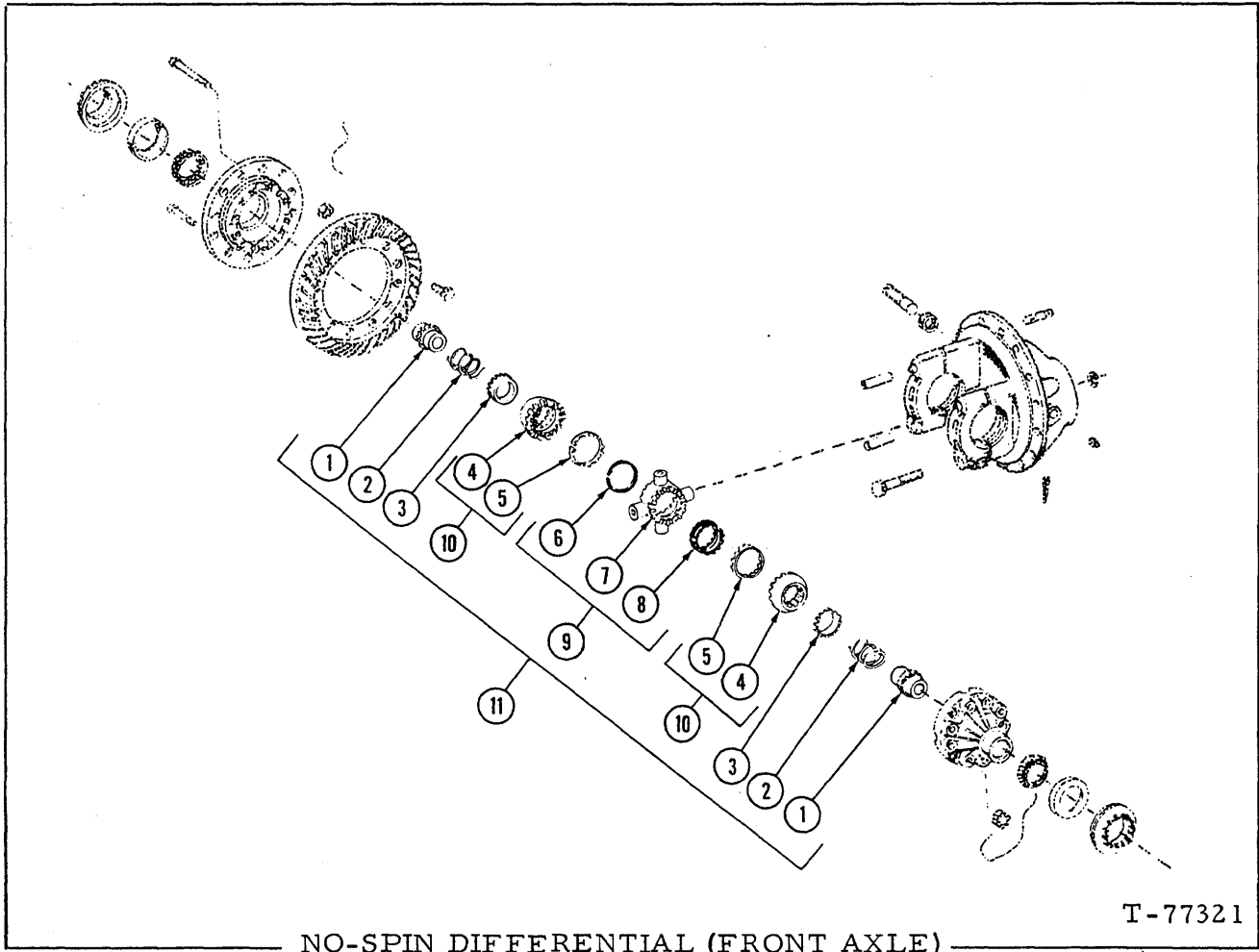
ITEM	PART NO.	QTY.	DESCRIPTION	
-	73066715	1	DIFFERENTIAL ASSY. (Includes items 1 thru 34)	
1	73028709	2	RING, adjusting	
2	70933329	8	CAPSCREW, 1/2" NC x 3" (12-point)	
3	73033374	12	RIVET (Refer to item 37)	
4	70929396	2	CUP	
5	73028749	2	CONE	
6	73076303	1	CASE ASSY. (Includes 1 plain and flange CASE and item 2)	
7	73066724	1	PINION AND GEAR ASSY. (Serviced as a matched set only) (Includes item 34)	
8	73076302	1	DIFFERENTIAL AND CASE ASSY. (Includes items 2, 6 and 9 thru 13)	
9	73028746	2	† WASHER, thrust	
10	73028735	2	† GEAR	
11	73028732	4	† GEAR, pinion	
12	73076297	1	† SPIDER	
13	73007255	4	† WASHER, thrust	
14	70904224	1	PLUG, square socket, 3/4" long	
15	73037174	2	PIN, cotter	
16	73038206	4	WASHER	
17	70928043	4	CAPSCREW, 5/8" NC x 3-1/2"	
18	73022314	2	PIN, dowel	
19	70904224	1	PLUG, sq. socket, 3/4" long	
20	71014865	1	CARRIER AND CAP ASSY. (Includes items 16, 17, 18, 21 and 22)	
21	-----	2	CAP ASSY. (Order item 20)	
22	-----	1	CARRIER (Order item 20)	
23	70927740	1	RING	
24	73034793	1	BEARING	
25	{ 73048803	-	SHIM (.003" thick)	} Use as required
	{ 73048804	-	SHIM (.005" thick)	
	{ 73048805	-	SHIM (.010" thick)	
26	70929834	2	CONE	
27	70931637	2	CUP	
28	{ 73065561	-	SHIM (.125" thick)	} Use as required
	{ 73065562	-	SHIM (.126" thick)	
	{ 73065563	-	SHIM (.127" thick)	
	{ 73065564	-	SHIM (.128" thick)	
	{ 73065565	-	SHIM (.129" thick)	
	{ 73065566	-	SHIM (.130" thick)	
	{ 73065567	-	SHIM (.136" thick)	
	{ 73065568	-	SHIM (.142" thick)	
	{ 73065569	-	SHIM (.148" thick)	
	{ 73065570	-	SHIM (.154" thick)	
29	{ 73065571	-	SHIM (.158" thick)	
	73069381	1	CAGE ASSY. (Includes item 27)	

(Continued)

DIFFERENTIAL ASSEMBLY (Continued)

ITEM	PART NO.	QTY.	DESCRIPTION
30	71014878	1	SEAL ASSY.
	73048807	1	WASHER, thrust
31	70923192	8	CAPSCREW, 7/16"NC x 1-1/2"
32	71014869	1	YOKE ASSY. (Includes slinger)(Serviced only as an Assy.)
33	73024633	1	WASHER
34	73059730	1	NUT
35	71143613	8	WASHER
36	73069534	1	KIT (Includes items 9 thru 13)
37	73076339	1	KIT, bolt (Includes items indented below)(Can be used in place of rivets on pinion and gear Assy.)
	70931301	12	CAPSCREW
	70930996	12	NUT
	71143613	12	WASHER

+ Also serviced with item 36



NO-SPIN DIFFERENTIAL (FRONT AXLE)

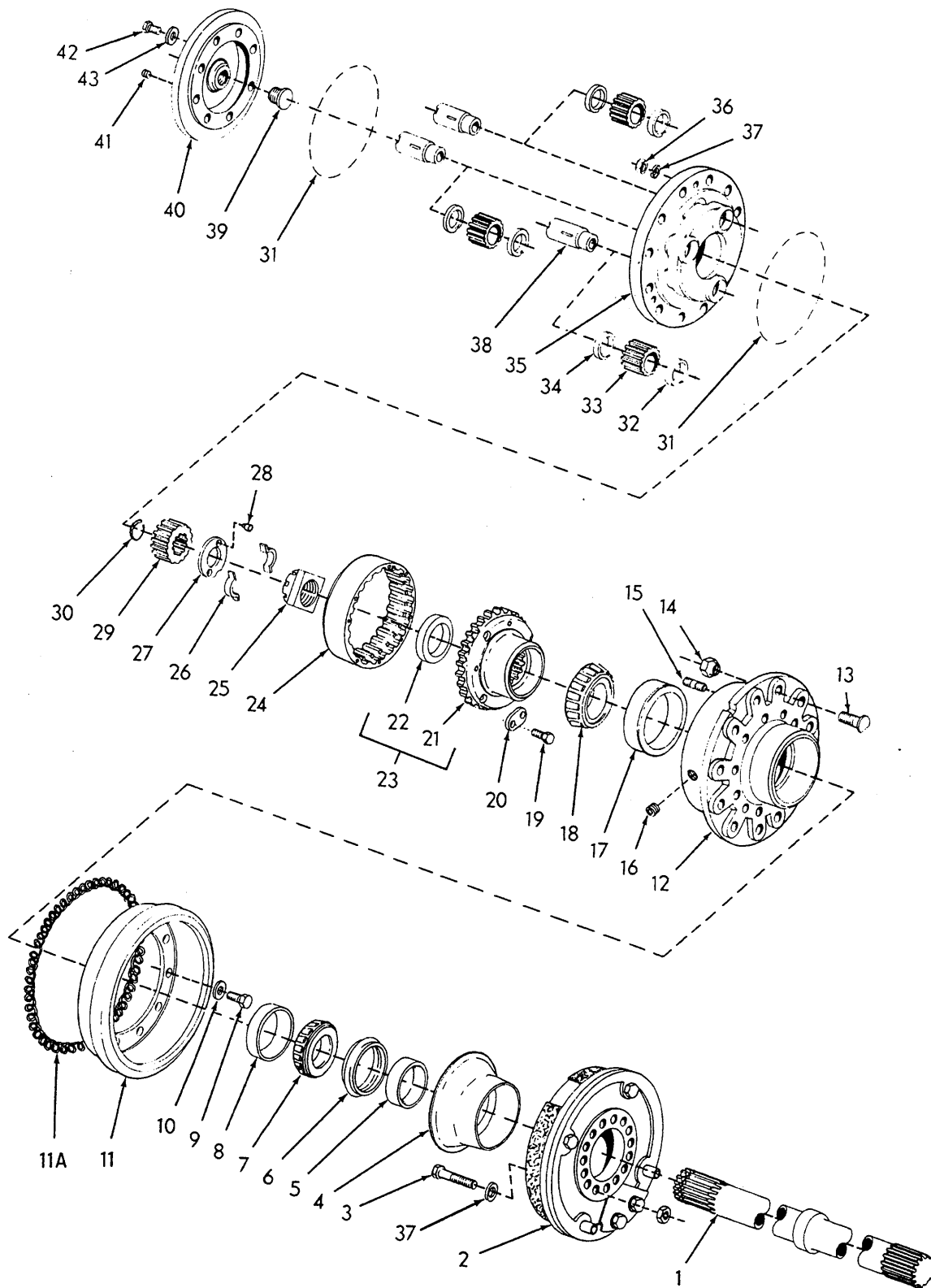
T-77321

USAGE: Special Equipment. (See page 73 for Axles)

ITEM PART NO. QTY. DESCRIPTION

NOTE: The following parts replace items 9 thru 13 on page 75, all other Differential Carrier parts are identical to those listed on pages 75 and 76)

1	73062265	2	GEAR
2	73062266	2	SPRING
3	73062267	2	RETAINER
4	-----	2	CLUTCH (Order item 10)
5	-----	2	RING (Order item 10)
6	-----	1	SNAP RING (Order item 9)
7	-----	1	SPIDER (Order item 9)
8	-----	1	CAM (Order item 9)
9	73062273	1	SPIDER ASSY. (Includes items 6 thru 8)
10	73062632	1	CLUTCH ASSY. (Includes items 4 and 5)
11	73062264	1	NO-SPIN ASSY. (Includes items 1 thru 10)



SHAFT AND HUB (Front axle)

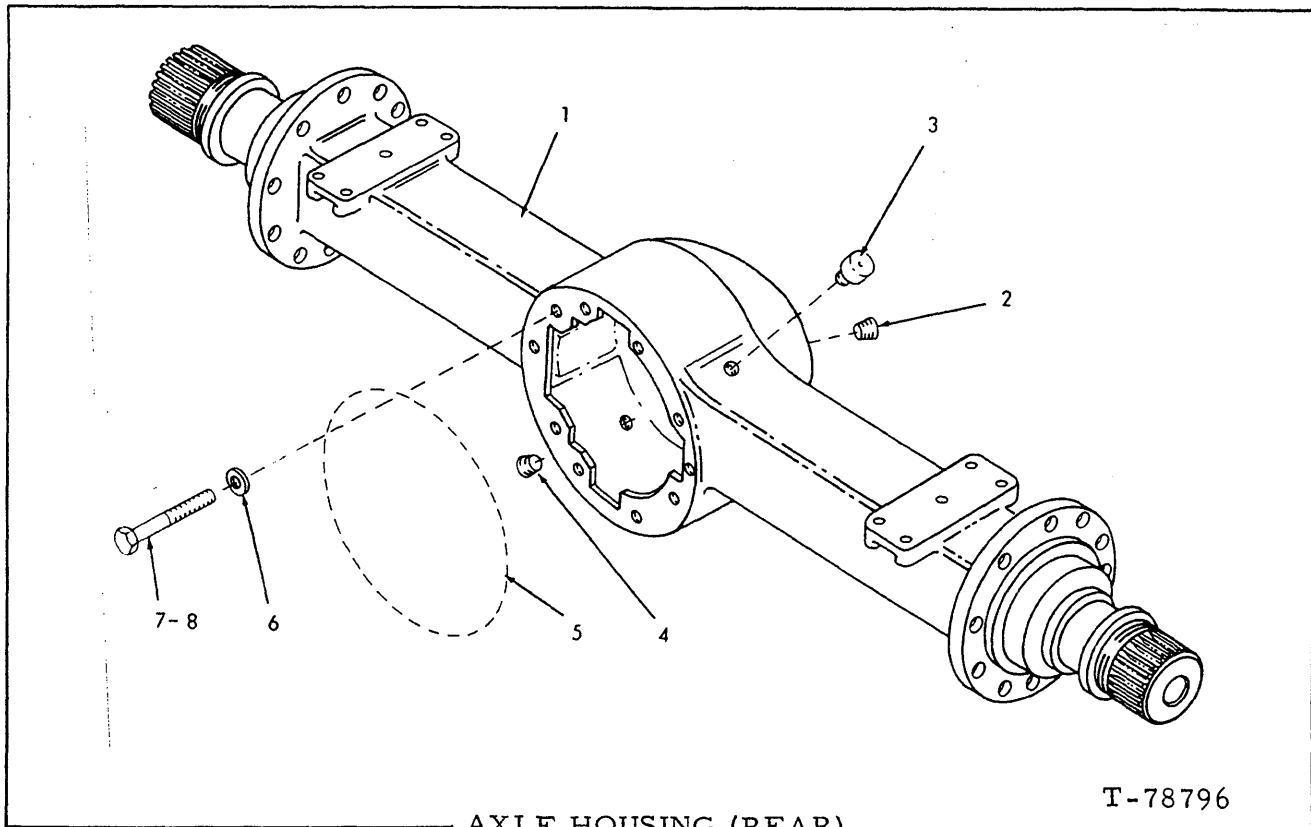
T-78798

SHAFT AND HUB (Front Axle)

USAGE: Front Axle

NOTE: Quantity shown is for one complete Axle Assy.

ITEM	PART NO.	QTY.	DESCRIPTION
1	71008660	2	SHAFT
2	-----	2	BRAKE ASSY. (See page 90)
3	70928545	24	CAPSCREW, 1/2"NF x 1-7/8"
	70930996	24	NUT, 1/2"NF
4	71008645	2	SLINGER
5	70735238	2	SLEEVE
6	71008630	2	SEAL
7	70933144	2	CONE, inner
8	70933145	2	CUP, inner
9	70922614	20	CAPSCREW, 5/8"NC x 1-5/8"
10	73038206	20	WASHER
11	73075442	2	DRUM (Initial replacement prior to loader unit No. 01655 also order item 11A)
11A	73075441	2	SPRING (Late units)
12	71008647	2	HUB ASSY. (Includes 1 each item 8 and 17)
13	73022121	16	STUD
14	73007152	16	NUT
15	73024687	24	STUD
16	73022116	2	PLUG
17	70927349	2	CUP, outer
18	70927350	2	CONE, outer
19	70922925	16	CAPSCREW, 5/16"NC x 3/4"
20	73024673	8	LOCKPLATE
21	-----	2	HUB
22	-----	2	SLEEVE
23	71008653	2	HUB ASSY. (Includes item 21 and 22)
24	73024681	2	GEAR
25	73024671	2	NUT
26	73024672	4	RETAINER
27	73056823	2	WASHER
28	-----	4	PIN (Not serviced)
29	73024676	2	GEAR, sun
30	73024683	2	RING, snap
31	70930984	-	SEALANT (3 oz. tube - use as required)
32	73041349	6	WASHER, thrust
33	73024680	6	GEAR
34	73024674	6	WASHER, thrust
35	73024682	2	SPIDER
36	70930996	24	NUT, 1/2"NF
37	71143613	48	WASHER
38	73058578	6	SHAFT
39	73022076	2	BUTTON
40	71008659	2	COVER (Includes item 40)
41	70904224	2	PLUG, 3/4"NPT
42	73048405	16	CAPSCREW
43	73062403	16	WASHER



T-78796

AXLE HOUSING (REAR)

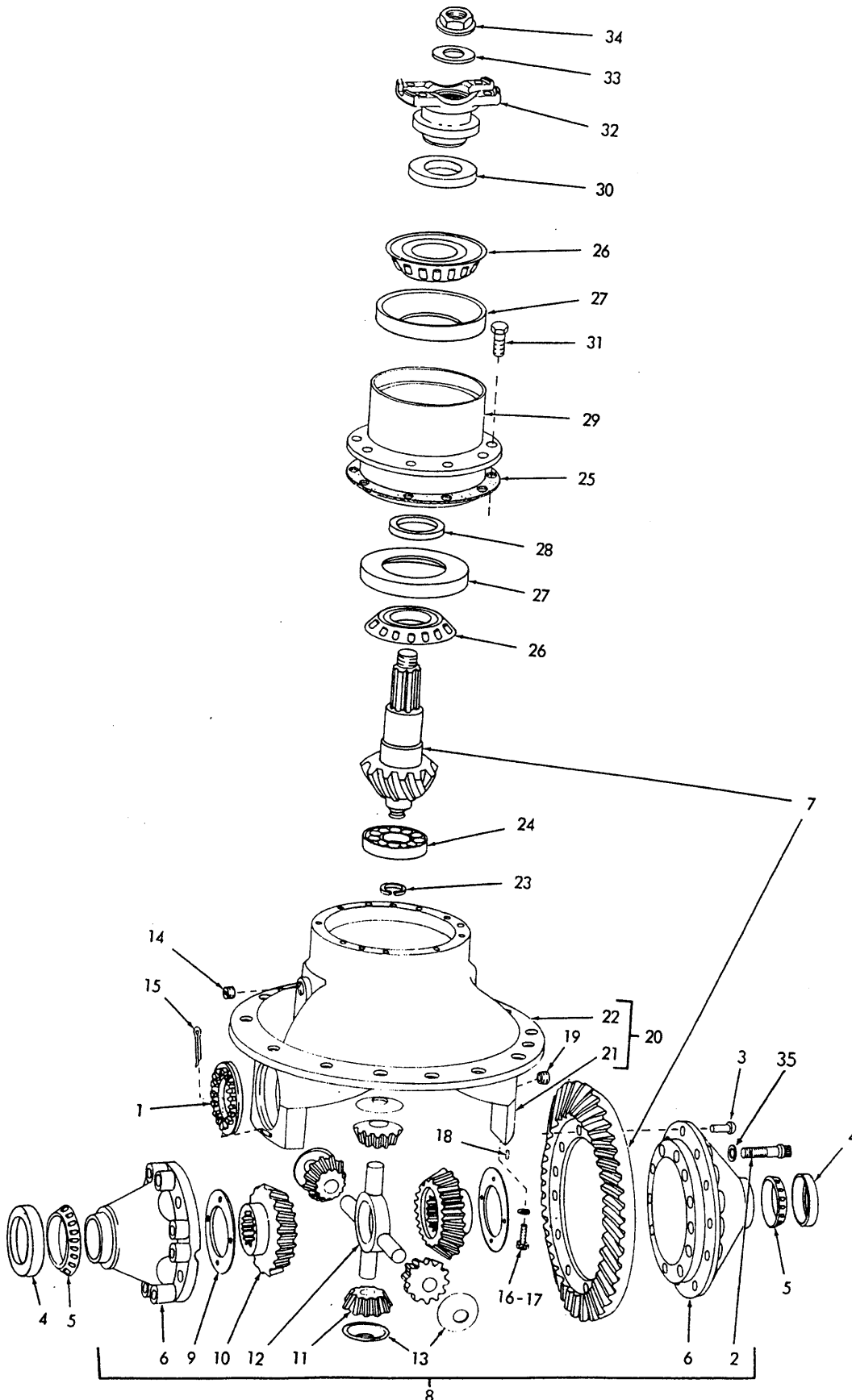
ITEM	PART NO.	QTY.	DESCRIPTION
-	73068388	1	AXLE ASSY. rear (prior to Loader unit No. 01655)
-	73075266	1	AXLE ASSY., rear (Effective with Loader unit No. 01655)
-	73075312	1	AXLE ASSY., rear (Special equipment)(Refer to pages 85, 86 and 90)
1	73067312	1	HOUSING ASSY. (Includes items 2 and 4)
2	70904224	1	PLUG, 3/4"NPT
3	73007145	1	BREATHER
4	73022116	1	PLUG, magnetic, 3/4"NPT
5	70930984	1	SEALANT (3 oz. tube - use as required)
6	73062403	10	WASHER
	71143613	12	WASHER
7	70924080	2	CAPSCREW, 7/16"NC x 2-1/2"
	70927583	2	CAPSCREW, 7/16"NC x 1-3/4"
	70920583	2	CAPSCREW, 1/2"NC x 1-1/2"
8	70931905	-	SEALANT (50cc bottle - use as required)

Refer to pages 82, 86 and 90

Also order item 8



MEMO



T-38227

DIFFERENTIAL ASSEMBLY

## DIFFERENTIAL ASSEMBLY

USAGE: REAR AXLE. See page 80 for complete axle assembly.

ITEM	PART NO.	QTY.	DESCRIPTION
-	73067311	1	DIFFERENTIAL ASSY. (Includes items 1 thru 34)
1	73028709	2	RING, adjusting
2	70933329	8	CAPSCREW, 1/2" NC x 3" (12-point)
3	73033374	12	RIVET (Refer to item 37)
4	70929396	2	CUP
5	73028749	2	CONE
6	73076303	1	CASE ASSY. (Includes 1 each plain and flanged half and item 2)
7	73066702	1	PINION AND GEAR ASSY. (Serviced as a matched set only) (Includes item 34)
8	73076302	1	DIFFERENTIAL AND CASE ASSY. (Includes items 2, 6 and 9 thru 13)
9	73028746	2	† WASHER, thrust
10	73028735	2	† GEAR
11	73028732	4	† GEAR, pinion
12	73076297	1	† SPIDER
13	73007255	4	† WASHER, thrust
14	70904224	1	PLUG, square socket, 3/4" long
15	73037174	2	PIN, cotter
16	73038206	4	WASHER
17	70928043	4	CAPSCREW, 5/8" NC x 3-1/2"
18	73022314	2	PIN, dowel
19	70904224	1	PLUG, sq. socket, 3/4" long
20	71014865	1	CARRIER AND CAP ASSY. (Includes items 16, 17, 18 21 and 22)
21	-----	2	CAP ASSY. (Order item 20)
22	-----	1	CARRIER (Order item 20)
23	70927740	1	RING
24	73034793	1	BEARING
25	{ 73048803	-	SHIM (.003" thick)
	{ 73048804	-	SHIM (.005" thick)
	{ 73048805	-	SHIM (.010" thick)
26	{ 70931940	1	CONE, inner
	{ 70604389	1	CONE, outer
27	{ 70931637	1	CUP, inner
	{ 70202573	1	CUP, outer
28	{ 73066692	-	SHIM (.153" thick)
	{ 73066693	-	SHIM (.154" thick)
	{ 73066694	-	SHIM (.155" thick)
	{ 73066695	-	SHIM (.156" thick)
	{ 73066696	-	SHIM (.157" thick)
	{ 73066697	-	SHIM (.158" thick)
	{ 73066698	-	SHIM (.164" thick)
	{ 73066699	-	SHIM (.170" thick)
	{ 73028722	-	SHIM (.176" thick)
	{ 73066701	-	SHIM (.182" thick)

Use as required

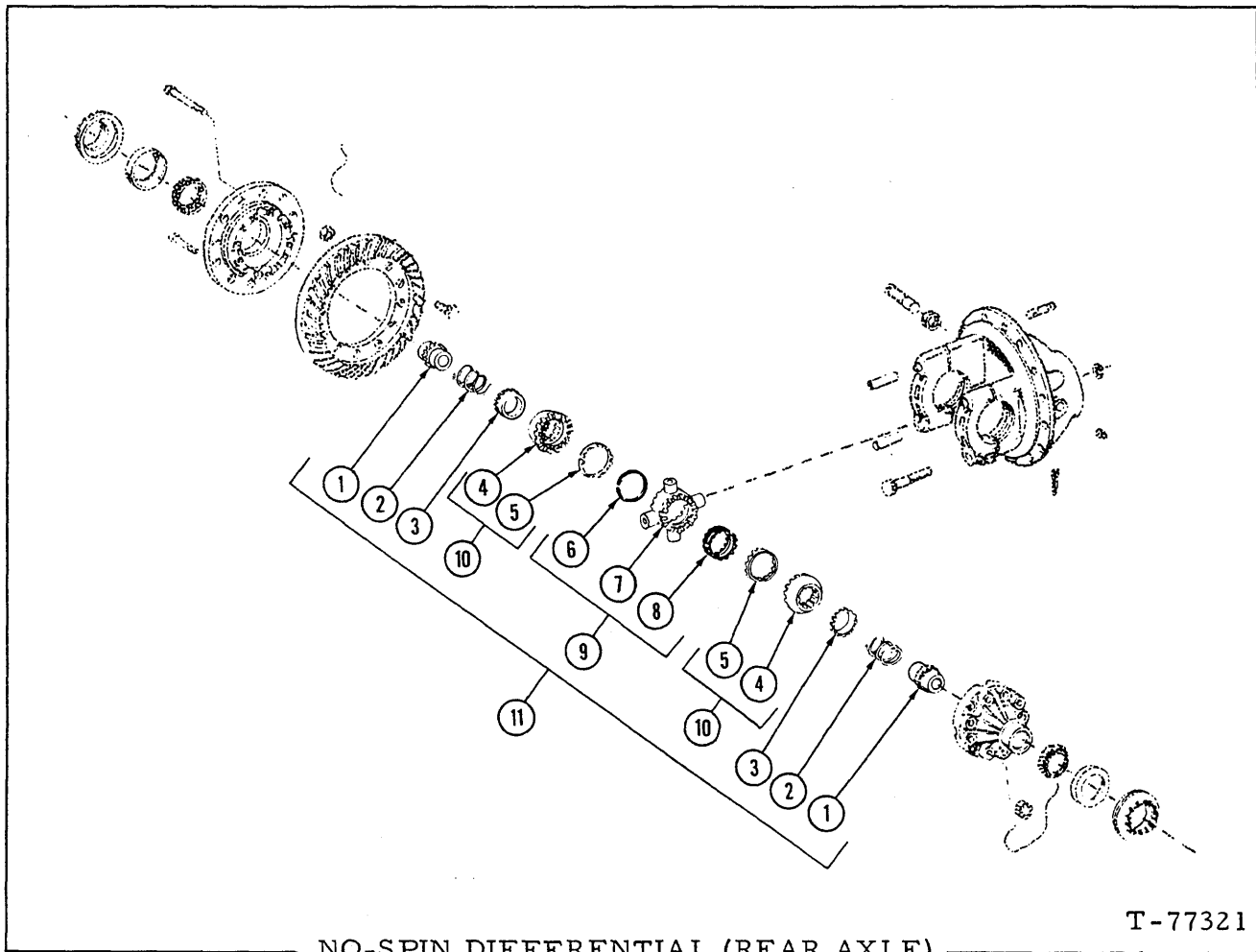
(Continued)

(Revised October 1980)

## DIFFERENTIAL ASSEMBLY (Continued)

ITEM	PART NO.	QTY.	DESCRIPTION
29	73066690	1	CAGE ASSY. (Includes item 27)
30	73066687	1	SEAL ASSY.
31	70921569	8	CAPSCREW, 7/16"NC x 1-1/4"
32	73066688	1	YOKE ASSY. (Includes slinger)(Serviced only as an Assy.)
33	73024633	1	WASHER
34	73059730	1	NUT
35	71143613	8	WASHER
36	73069534	1	KIT (Includes items 9 thru 13)
37	73076339	1	KIT, bolt (Includes items indented below)(Can be used in place of rivets on pinion and gear Assy.)
	70931301	12	CAPSCREW
	70930996	12	NUT
	71143613	12	WASHER

+Also serviced with item 36

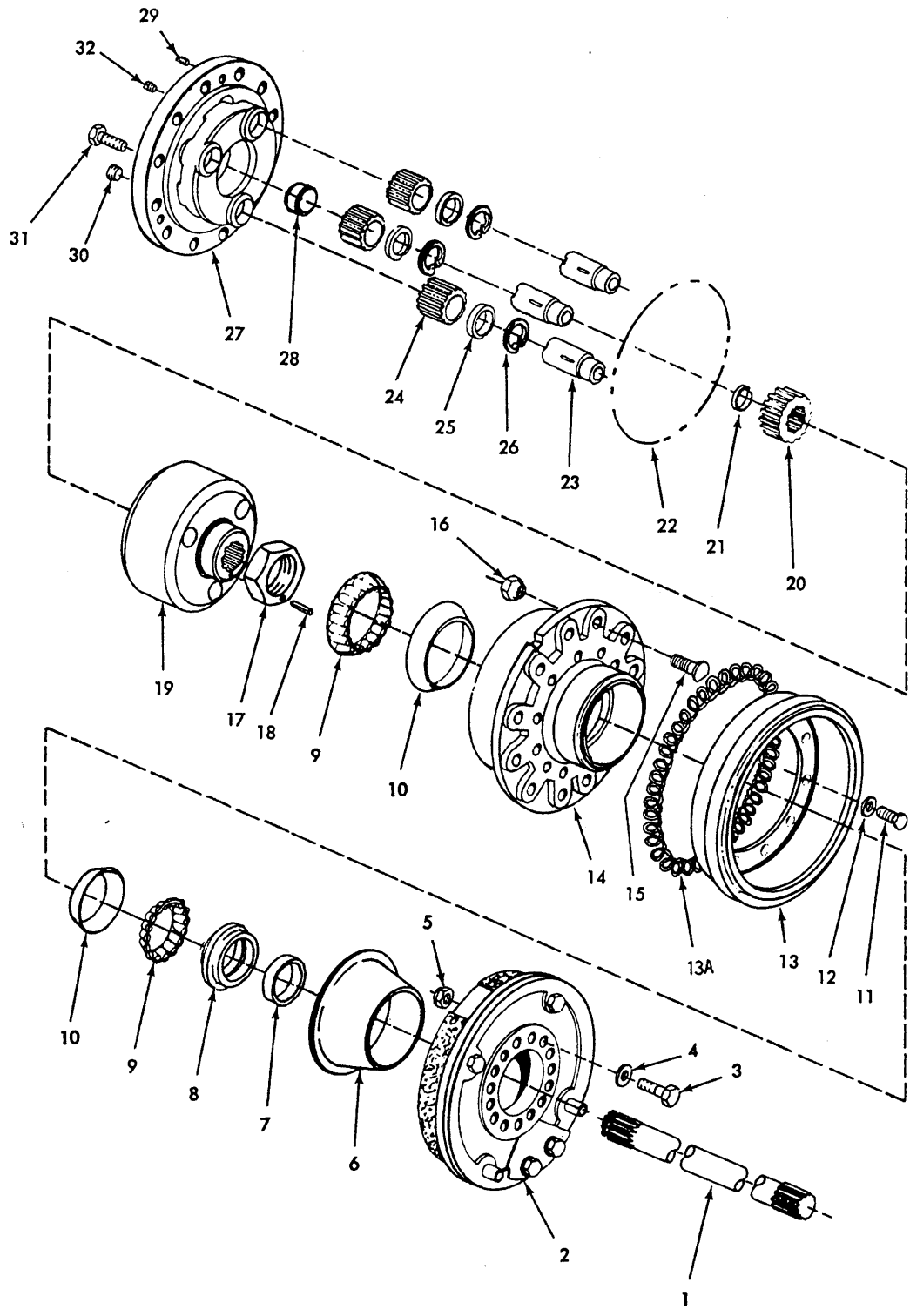


USAGE: Special equipment. (See page 80 for Axles)

ITEM PART NO. QTY. DESCRIPTION

NOTE: The following parts replace items 9 thru 13 on page 83 all other Differential Carrier parts are identical to those listed on pages 83 and 84)

1	73062265	2	GEAR
2	73062266	2	SPRING
3	73062267	2	RETAINER
4	-----	2	CLUTCH (Order item 10)
5	-----	2	RING (Order item 10)
6	-----	1	SNAP RING (Order item 9)
7	-----	1	SPIDER (Order item 9)
8	-----	1	CAM (Order item 9)
9	73062273	1	SPIDER ASSY. (Includes items 6 thru 8)
10	73062632	1	CLUTCH ASSY. (Includes items 4 and 5)
11	73062264	1	NO-SPIN ASSY. (Includes items 1 thru 10)



T-78805

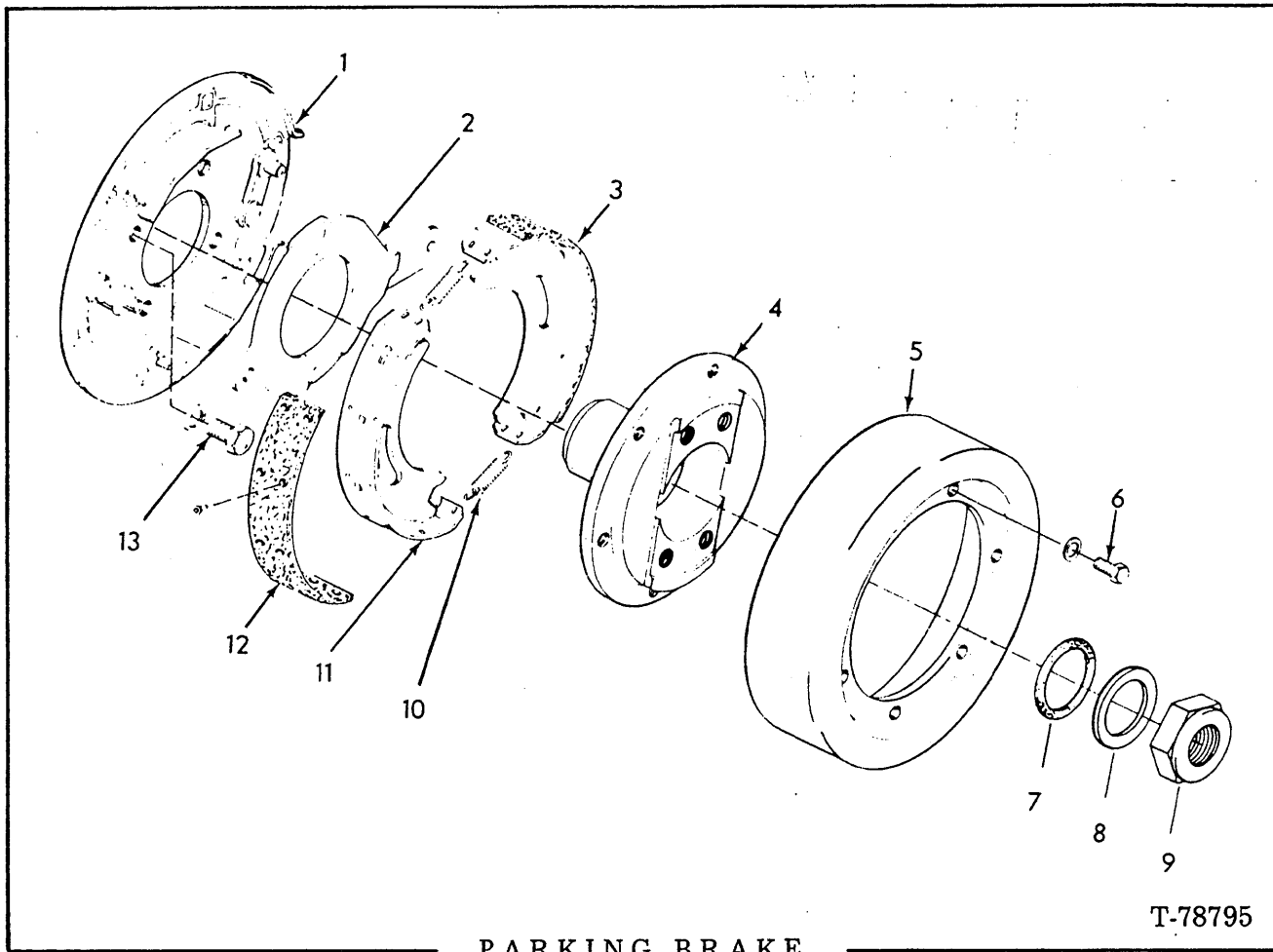
SHAFT AND HUB (Rear Axle)

SHAFT AND HUB (Rear Axle)

USAGE: Rear Axle

NOTE: Quantity shown is for one complete Axle Assy.

ITEM	PART NO.	QTY.	DESCRIPTION
1	71008591	1	SHAFT, left
	71008592	1	SHAFT, right
2	-----	2	BRAKE ASSY. (See page 90)
3	70933303	20	CAPSCREW, 9/16"NF x 1-3/4"
4	70734655	20	WASHER
5	70930864	20	NUT, 9/16"NF
6	70735240	2	SLINGER
7	71006821	2	SLEEVE
8	70735242	2	SEAL ASSY.
9	70931935	4	CONE
10	70928829	4	CUP
11	70922614	20	CAPSCREW, 5/8"NC x 1-5/8"
12	73038206	20	WASHER
13	73075442	2	DRUM (Initial replacement prior to loader unit No. 01655 also order item 13A)
13A	73075441	2	SPRING (Late units)
14	71005839	2	HUB ASSY. (Includes item 10)
15	73022121	16	STUD
16	73007152	16	NUT
17	70735247	2	NUT ASSY. (Includes item 18)
18	73050698	2	PIN
19	70735246	2	GEAR
20	70735248	2	GEAR, sun
21	73034907	2	RING, snap
22	70930984	-	SEALANT (3 oz. tube - use as required)
23	73058400	6	SHAFT
24	73028668	6	PINION
25	73028654	6	WASHER, thrust
26	73028656	6	RING, snap
27	73066684	2	SPIDER ASSY. (Includes items 23, 28 and 29)
28	73028657	2	BUTTON, thrust
29	70921432	6	SETSCREW, hex-skt., 3/8"NC x 5/8"
30	70904224	2	PLUG, fill, skt. hd., 3/4"NPT
31	73031761	32	CAPSCREW
32	70901653	2	PLUG, drain, sq.hd., 3/8"NPT



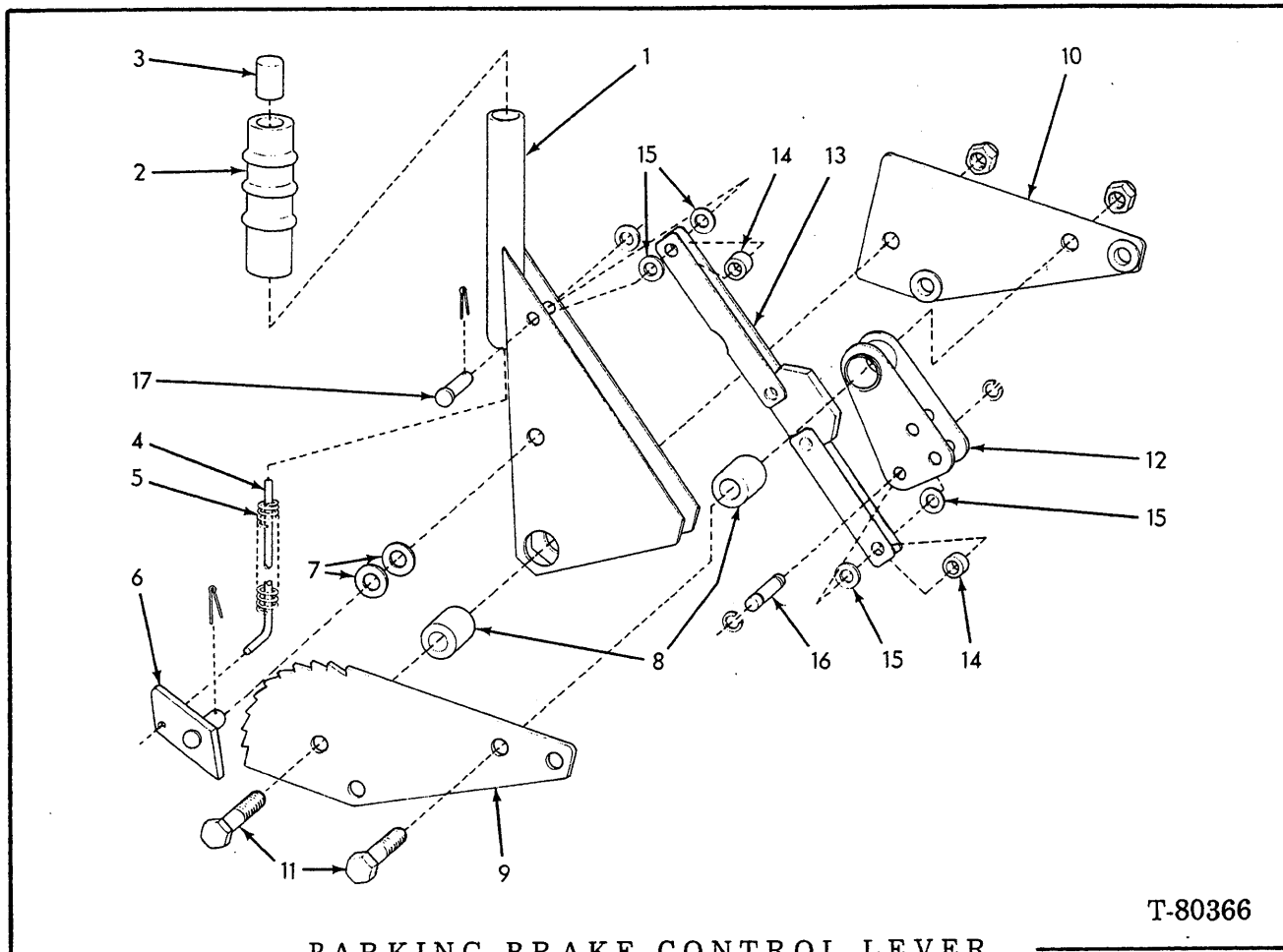
PARKING BRAKE

ITEM	PART NO.	QTY.	DESCRIPTION
-	73066781	1	BRAKE ASSY. (Includes items 1, 2, 3 and 10)
1	71004857	1	PLATE ASSY.
2	73066782	1	LEVER
3	71004859	2	SHOE AND LINING
4	71004860	1	FLANGE
5	71004861	1	DRUM
6	70916381	6	CAPSCREW, 3/8" NF x 3/4"
	70910287	6	LOCKWASHER, 3/8"
7	70923650	1	<input type="checkbox"/> O-RING
8	71005114	1	WASHER
9	70932662	1	NUT
10	71125810	2	SPRING
11	-----	-	SHOE (Order item 3)
12	71004864	1	LINING AND RIVET KIT (Includes 2 lining and RIVETS indented below)
	70922796	20	RIVET
13	70932826	4	CAPSCREW
	70917922	4	LOCKWASHER, 9/16"

Also see page 8a.



MEMO

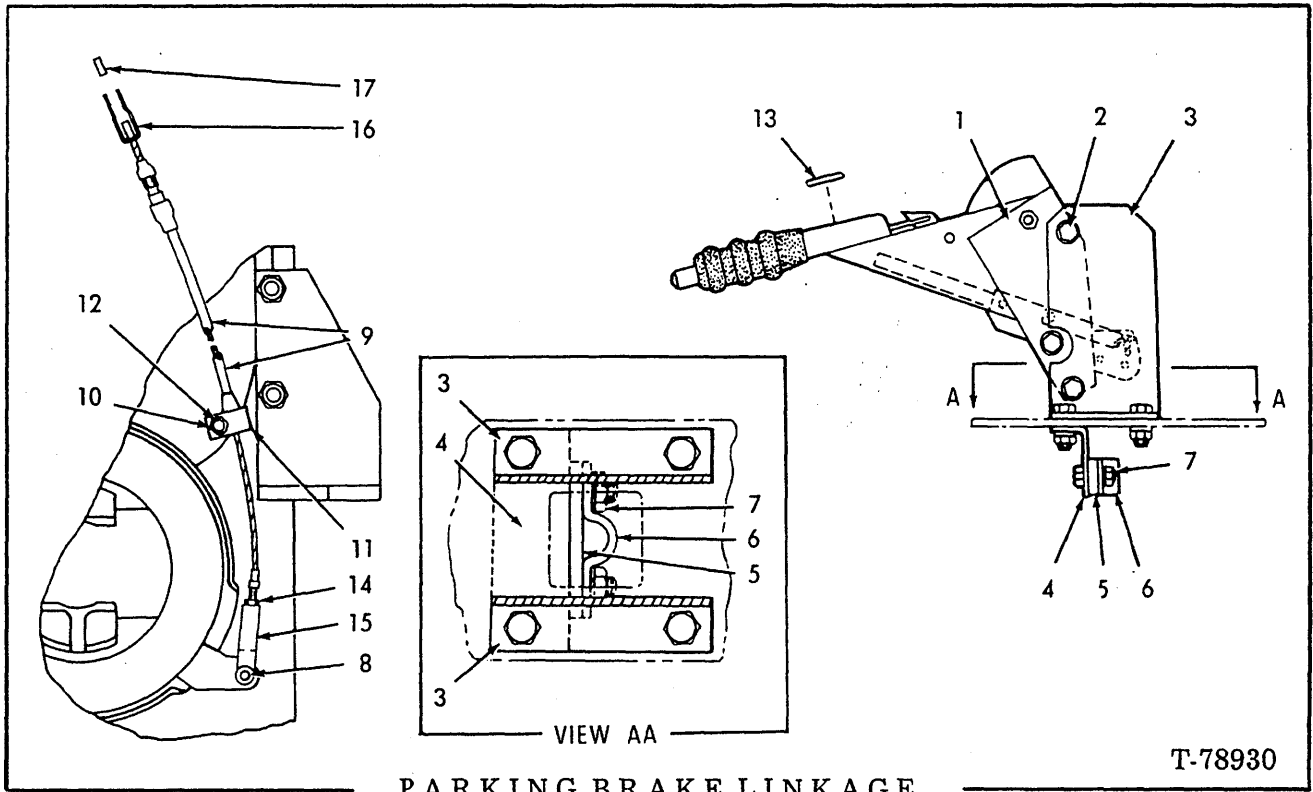


PARKING BRAKE CONTROL LEVER

T-80366

ITEM	PART NO	QTY.	DESCRIPTION
-	73067083	1	LEVER ASSY. (Includes items 1 thru 17)
1	-----	1	HANDLE (Order LEVER ASSY.)
2	73068586	1	GRIP
3	73068594	1	BUTTON
4	73068595	1	LEVER
5	73068596	1	SPRING
6	73068593	1	PAWL
7	73068588	2	SPACER
8	73068597	2	BEARING
9	-----	1	PLATE (Order LEVER ASSY.)
10	-----	1	PLATE (Order LEVER ASSY.)
11	73068589	2	CAPSCREW
	73068591	2	NUT
12	-----	1	HANDLE, segment (Order LEVER ASSY.)
13	-----	1	LINK (Order LEVER ASSY.)
14	73068599	2	SPACER
15	73068587	4	WASHER
16	73068592	1	PIN (Includes 2 RING indented below)
	73068582	2	RING, retaining
17	73068598	1	PIN
	73068587	1	WASHER
	73068590	1	PIN, cotter

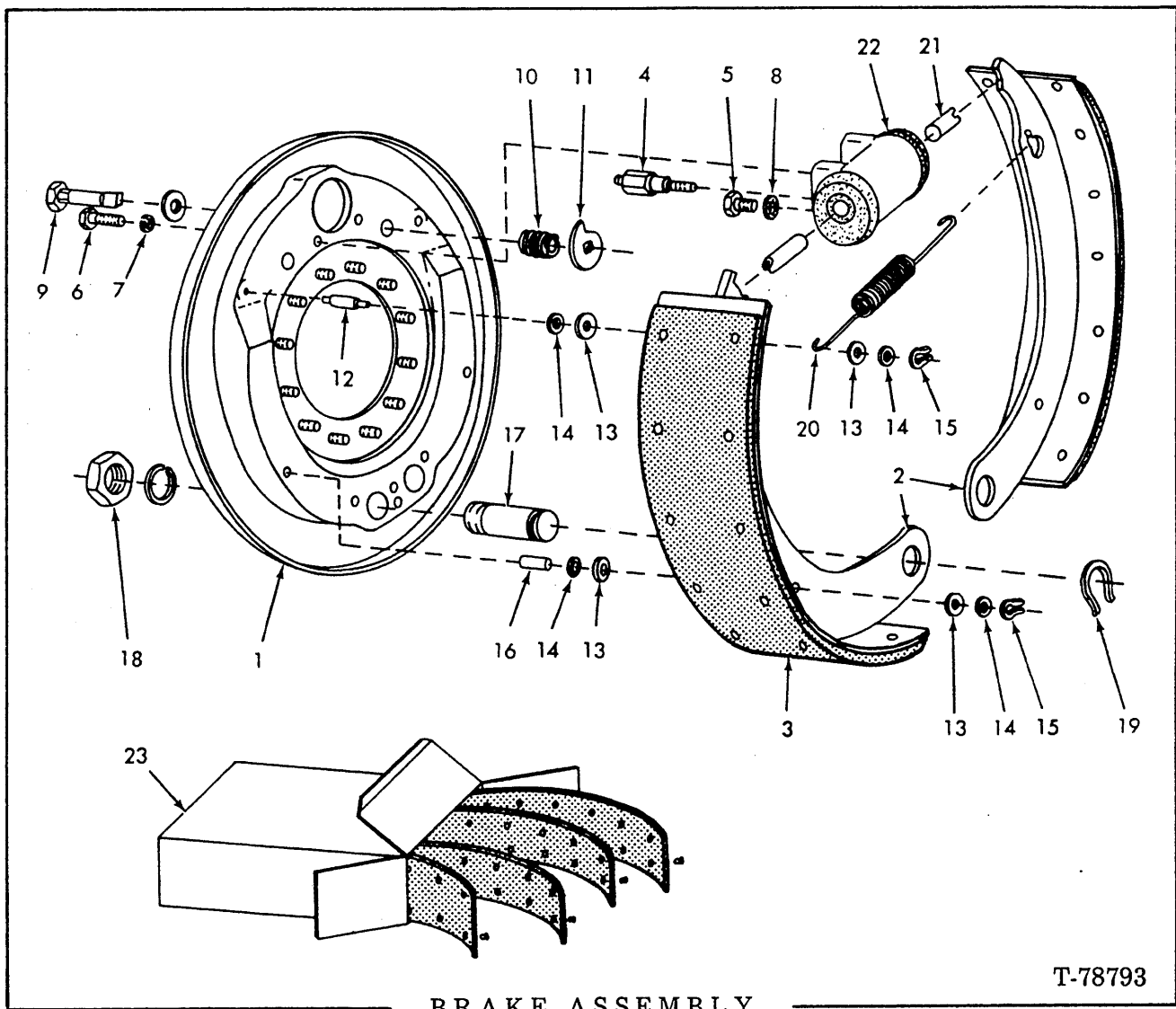
(Revised January 1980)



PARKING BRAKE LINKAGE

T-78930

ITEM	PART NO.	QTY.	DESCRIPTION
1	-----	1	LEVER ASSY. (See page 88b)
	70927982	1	PIN, 3/8" x 1-1/2"
	70918448	1	PIN, cotter, 3/32" x 1"
2	70916387	4	CAPSCREW, 3/8" NF x 2-1/2"
	70924332	2	LOCKNUT, 3/8" NF
3	73067049	1	BRACKET, left
	73067050	1	BRACKET, right
	70914392	3	CAPSCREW, 5/16" NC x 1"
	70904205	4	LOCKWASHER, 5/16"
	70910323	4	NUT, 5/16" NC
4	73067048	1	BRACKET
5	70083851	1	LINK
6	71004339	1	CLAMP
7	70914392	2	CAPSCREW, 5/16" NC x 1"
	70904205	2	LOCKWASHER, 5/16"
	70910323	2	NUT, 5/16" NC
8	70917646	1	PIN, clevis, 3/8" dia.
	70918448	1	PIN, cotter, 3/32" x 1"
	70911115	2	WASHER, plain, 3/8"
9	73068201	1	CABLE ASSY. (includes item 14 thru 17)
10	71004452	1	CYLINDER
11	71004341	1	LUG
12	70916257	1	CAPSCREW, 7/16" NC x 2-1/2"
	70914678	1	LOCKWASHER, 7/16"
13	73067120	1	DECAL, parking brake
14	70910233	2	NUT, 5/16" NF
15	73068872	1	CLEVIS
16	73068871	1	CLEVIS
17	73068874	1	BUTTON



BRAKE ASSEMBLY

T-78793

USAGE: See page 78 or 86. Quantities are for one complete BRAKE ASSY.  
 \* FRONT AXLE  
 \*\* REAR AXLE

ITEM	PART NO.	QTY.		DESCRIPTION
		*	**	
1	73067195	-	1	PLATE ASSY. (Includes items 9 thru 12 and 16)
	73066718	1	-	PLATE ASSY. (Includes items 9 thru 12 and 16)
2	73068386	2	2	SHOE & LINING ASSY. (Includes item 3)
3	-----	2	2	LINING (Order item 23)
	70922165	28	28	RIVET, 3/16" x 7/16" long
4	73022124	1	1	BLEEDER
5	71005641	1	1	CONNECTOR
6	70922262	2	2	CAPSCREW, 3/8" NC x 7/8"
7	70910287	2	2	LOCKWASHER, 3/8"
8	73013943	1	1	GASKET
9	73024782	2	2	BOLT ASSY. (Includes bolt and washer)

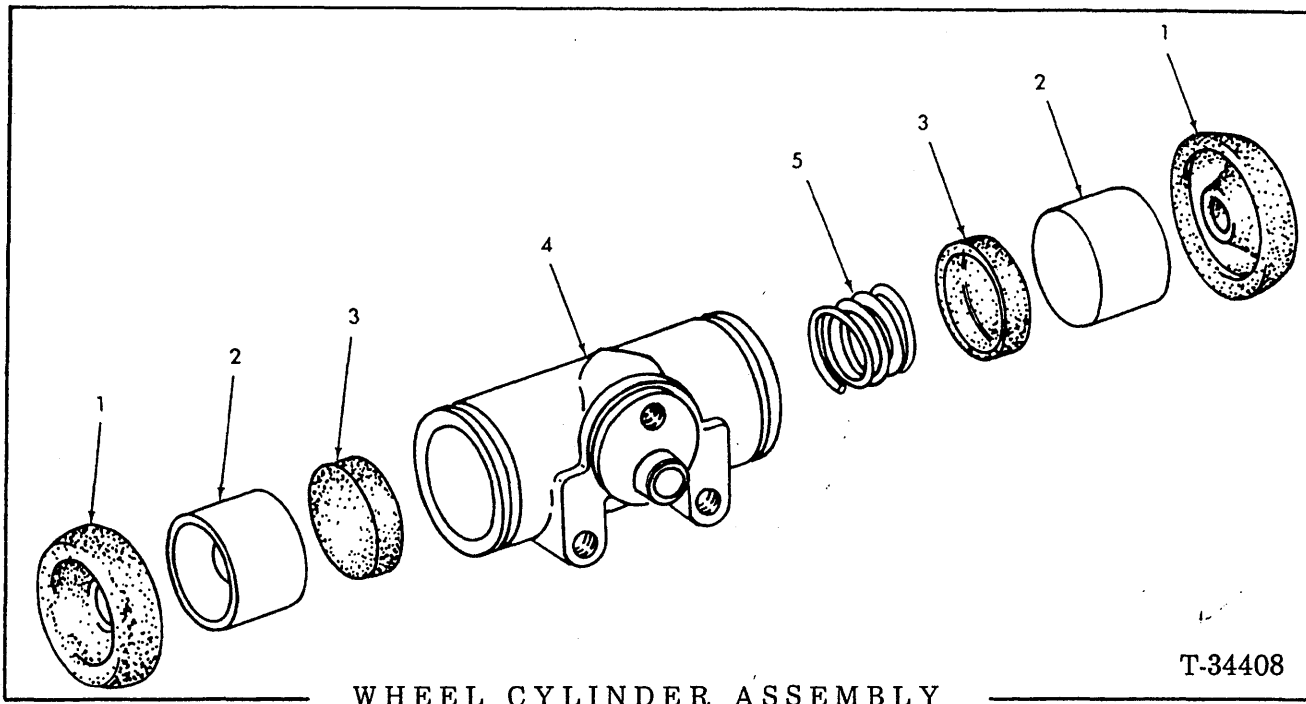
(Continued)

(Revised January 1980)

B R A K E   A S S E M B L Y (Continued)

ITEM	PART NO.	QTY.		DESCRIPTION
		*	**	
10	73024750	2	2	SPRING
11	73022262	2	2	CAM
12	73028099	2	2	PIN
13	73007135	8	8	WASHER
14	73024767	8	8	WASHER
15	73007133	4	4	WASHER-C
16	73028684	2	2	PIN
17	73024754	2	2	PIN
18	73025235	2	2	NUT
	70910200	2	2	LOCKWASHER, 3/4"
19	73024764	2	2	WASHER-C
20	73024765	1	1	SPRING
21	73075566	2	2	ROD
22	-----	1	1	CYLINDER ASSY. (See page 92)
23	73068575	-	-	KIT, lining (Includes 4 LININGS and 60 RIVETS for one complete axle assembly)

ALWAYS GIVE MODEL AND SERIAL NUMBER WHEN ORDERING PARTS

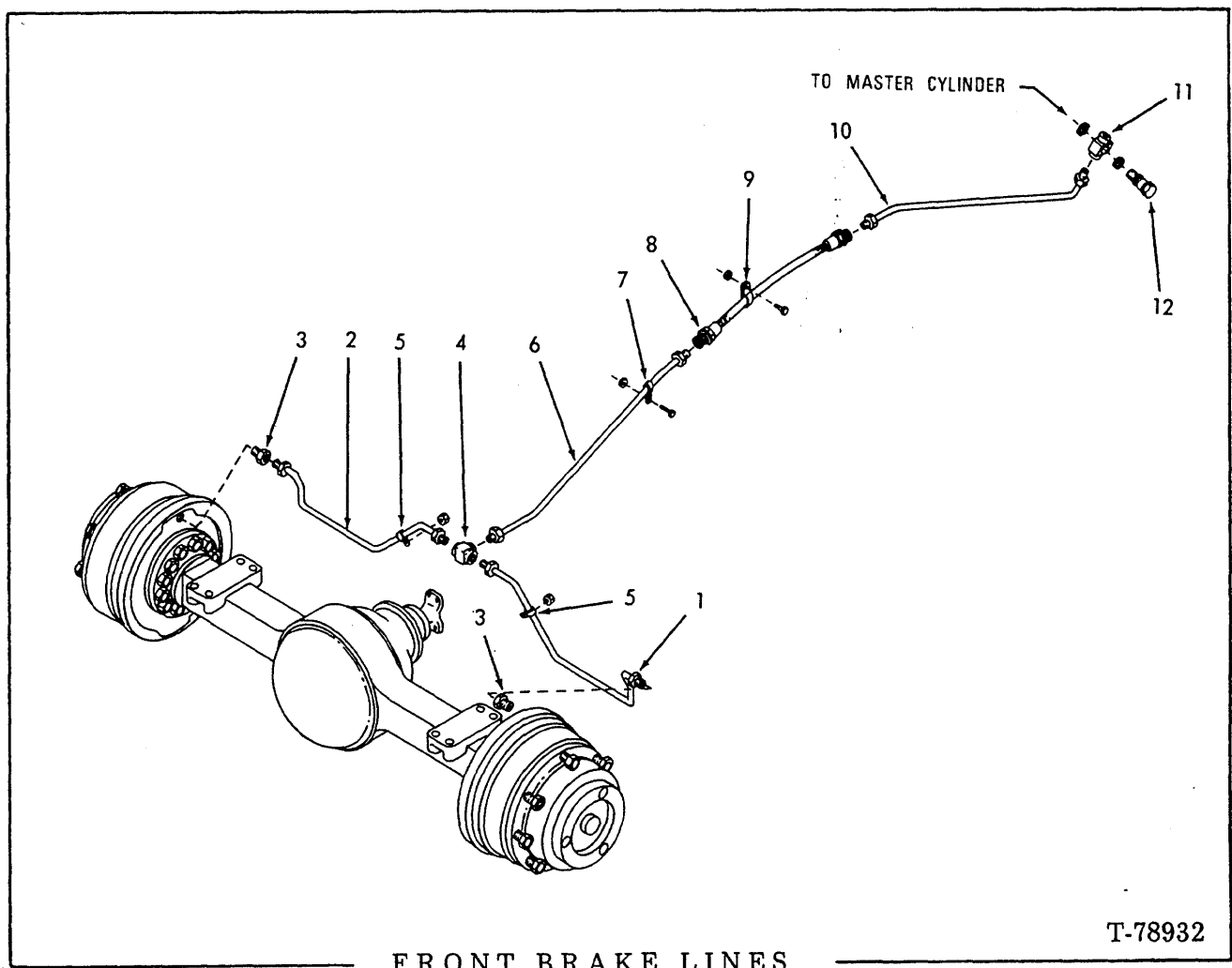


WHEEL CYLINDER ASSEMBLY

T-34408

NOTE: See page 90.  
Quantity shown is for one complete CYLINDER ASSY.

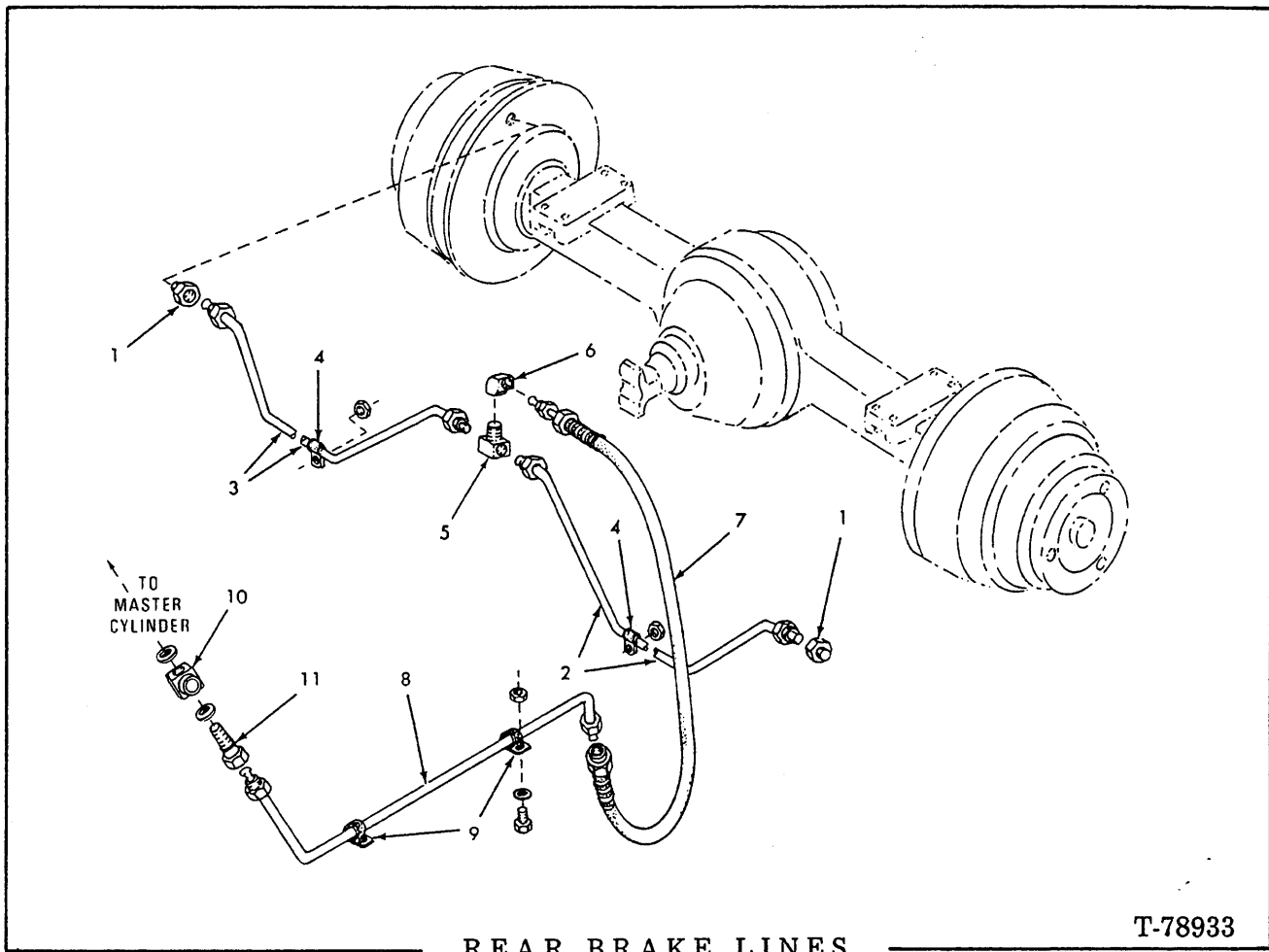
ITEM	PART NO.	QTY.	DESCRIPTION
-	73007104	4	CYLINDER ASSY. (Each assy. includes items 1 thru 5)
1	73007105	2	BOOT
2	73007106	2	PISTON
3	70059234	2	CUP
4	-----	1	HOUSING
5	73007108	1	SPRING
6	73007110	1	KIT, repair (Includes items 1 and 3)



FRONT BRAKE LINES

T-78932

ITEM	PART NO.	QTY.	DESCRIPTION
1	71007447	1	TUBE ASSY., left
2	71007448	1	TUBE ASSY., right
	70913536	4	NUT, 1/4" tube, 7/16" str. thd.
3	71005641	2	FITTING, adaptor
4	70922248	1	TEE, union, 1/4" tube
5	70926866	1	CLAMP
6	71004401	1	TUBE ASSY.
7	70926866	1	CLAMP
	70912069	1	CAPSCREW, 3/8" NC x 2-1/2"
	70919439	1	LOCKNUT, 3/8" NC
8	71004400	1	HOSE ASSY. (Serviced only as a unit)
9	70925617	1	CLAMP
	70921973	1	CAPSCREW, 3/8" NC x 2-3/4"
	70919439	1	LOCKNUT, 3/8" NC
10	71005248	1	TUBE ASSY.
11	73024148	1	TEE
12	73021288	1	FITTING, bolt
	73006797	1	WASHER, 1/2" I.D.
	73006799	1	WASHER, 19/32" I.D.

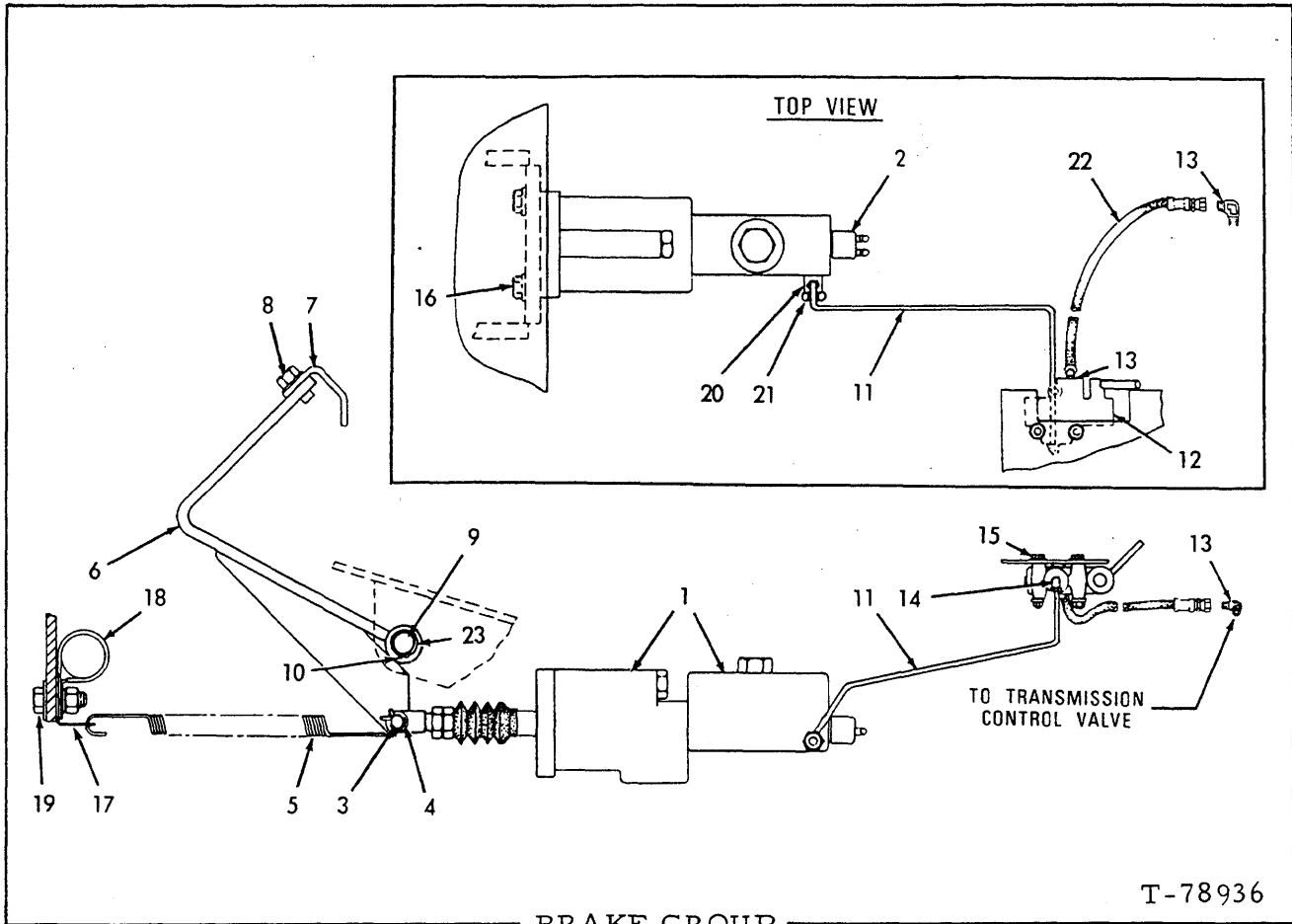


REAR BRAKE LINES

T-78933

ITEM	PART NO.	QTY.	DESCRIPTION
1	71005641	2	FITTING, adaptor
2	71007448	1	TUBE ASSY., left
3	71007447	1	TUBE ASSY., right
4	70926866	2	CLAMP
	70910876	2	NUT, jam, 7/16" NF
5	70915841	1	TEE, male, 1/4" tube, 7/16" str. thd.
6	70915842	1	ELBOW, female, 1/4" tube, 7/16" str. thd.
7	71004403	1	HOSE ASSY. (Serviced only as a unit)
8	71004396	1	TUBE ASSY.
9	70926866	2	CLAMP
	70916220	2	CAPSCREW, 3/8" NC x 2"
	70911115	2	WASHER, plain, 3/8"
	70910324	2	NUT, 3/8" NC
10	73024148	1	TEE
11	73021228	1	FITTING, bolt
	73006797	1	WASHER, 1/2"
	73006799	1	WASHER, 19/32"





ITEM	PART NO.	QTY.	DESCRIPTION
1	71010228	1	CYLINDER ASSY., power master (See pages 98 and 100)
2	73021322	1	SWITCH, stop light
3	73067121	1	PIN
4	70900806	1	PIN, cotter, 1/8" x 1"
5	71004601	1	SPRING
6	71004181	1	PEDAL, weld assy.
7	71004185	1	PEDAL
8	70916310	3	CAPSCREW, 1/2"NC x 1"
	70912441	3	LOCKWASHER, 1/2"
9	71004178	1	PIN
10	70927732	2	RING
11	73067091	1	TUBE ASSY.
12	73012490	1	VALVE ASSY., clutch cut-off (See page 97)
13	70919204	2	ELBOW, 3/16" tube, 3/8" str. thd. (1 less used on unit #01364 and up)
	70913525	1	ELBOW, inverted flare, 3/16" tube, 3/8" str. thd. (Unit #01364 and up)
14	70913704	1	ELBOW, 1/4" tube, 7/16" str. thd.

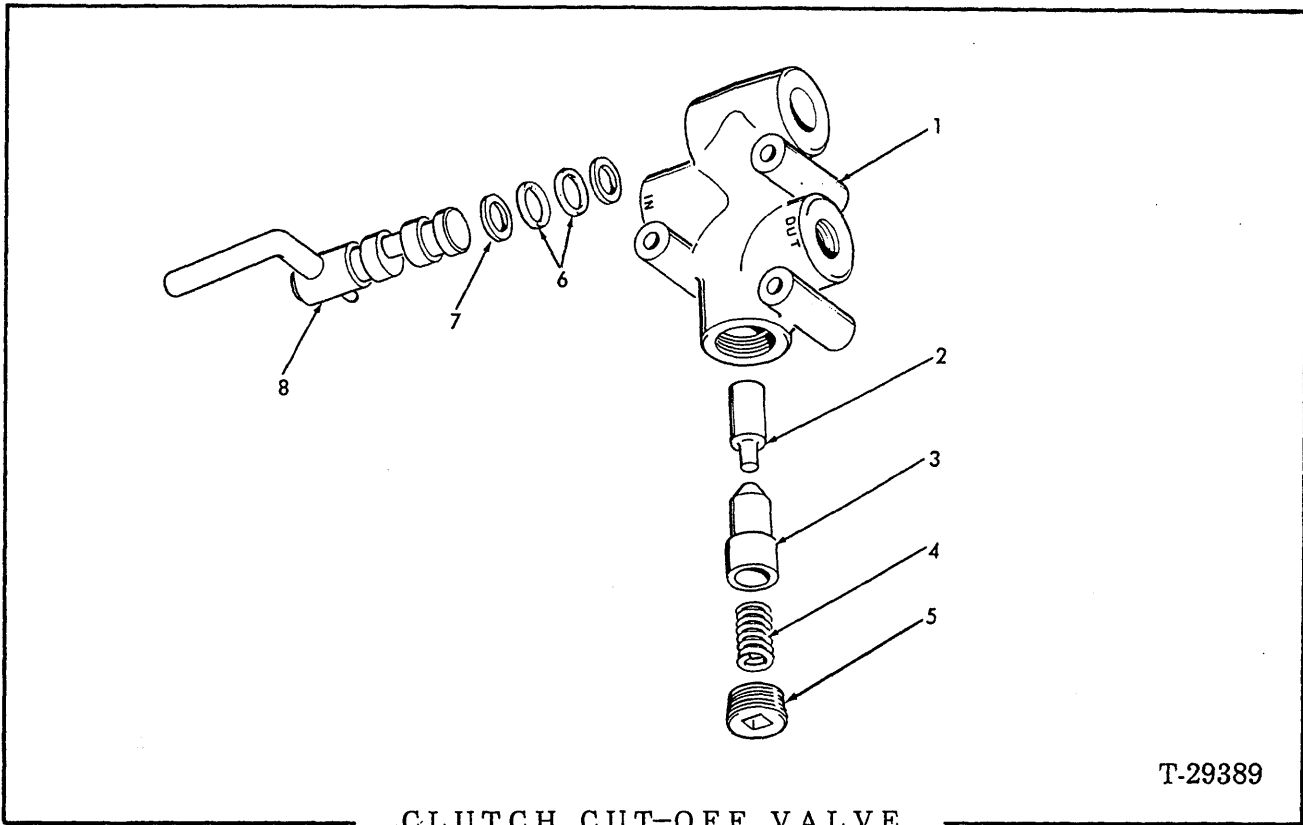
(Continued)

(Revised July 1980)

BRAKE GROUP (Continued)

ITEM	PART NO.	QTY.	DESCRIPTION
15	70917448	2	SCREW, machine, 10-24 x 2"
	70917365	2	LOCKWASHER, No. 10
	70910243	2	WASHER, No. 10
	70916621	2	NUT, 10-24
16	70916197	4	CAPSCREW, 7/16" NC x 1-1/4"
	70914678	4	LOCKWASHER, 7/16"
17	71005678	1	BRACKET
18	70925621	1	CLAMP
19	70916271	1	CAPSCREW, 3/8" NC x 1"
	70911115	1	WASHER, 3/8"
	70910287	1	LOCKWASHER, 3/8"
	70910324	1	NUT, 3/8" NC
20	73024148	1	TEE
21	73021288	1	FITTING, bolt (See pages 93 and 94 for front and rear brake line tubes)
	73006797	1	WASHER, 1/2"
	73006799	1	WASHER, 19/32"
22	71004593	1	HOSE ASSY. (Serviced only as a unit)(Units prior to no. 01364)
	73070900	1	HOSE ASSY. (Serviced only as a unit)(Units no. 01364 and up)
23	73048988	2	BUSHING (Fits on PIN, item 9)

(Revised July 1980)

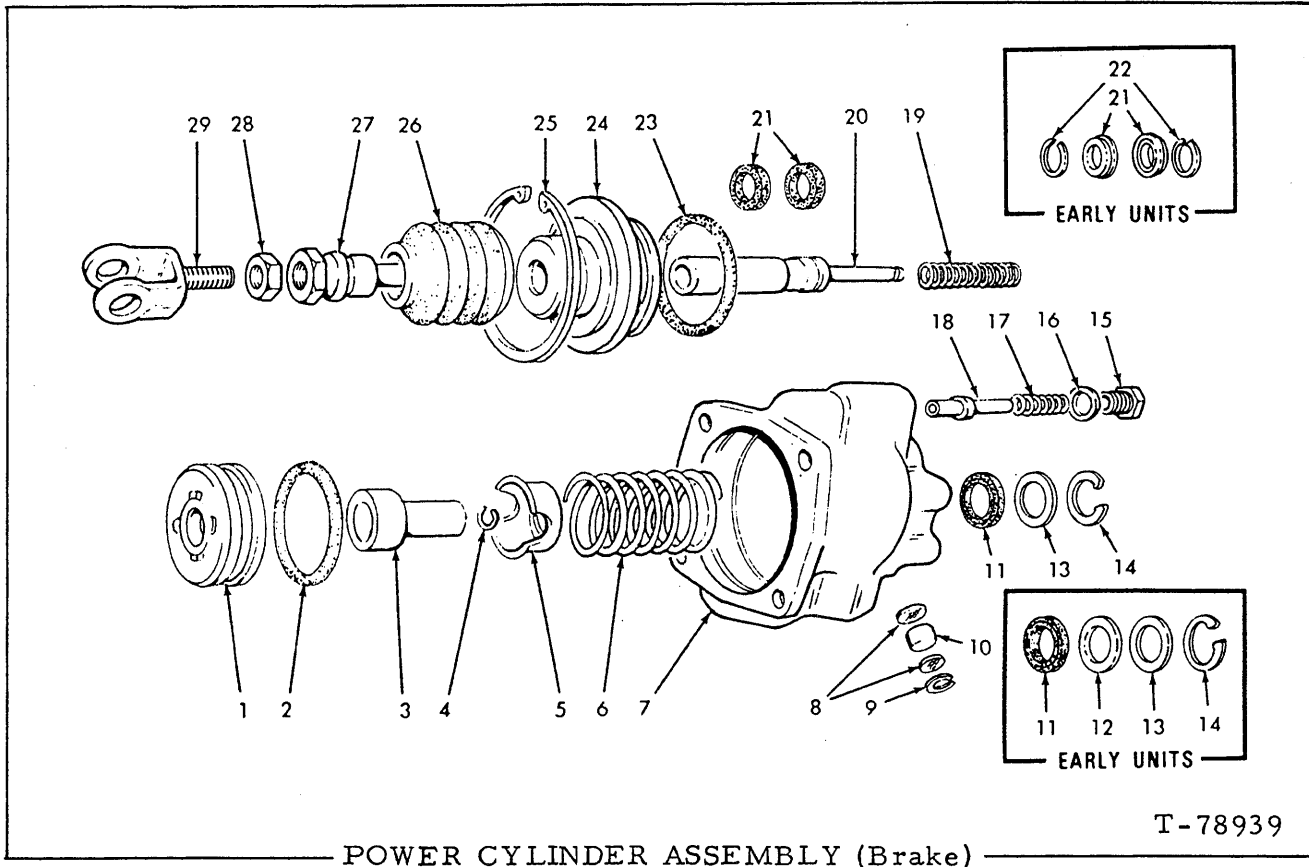


T-29389

CLUTCH CUT-OFF VALVE

USAGE: See page 95.

ITEM	PART NO.	QTY.	DESCRIPTION
-	73012490	1	VALVE ASSY. (Includes items 1 thru 8)
1	-----	1	HOUSING (Order VALVE ASSY.)
2	73014044	1	FOLLOWER
3	73014043	1	PLUNGER
4	73014042	1	SPRING
5	70907856	1	PLUG, pipe, 3/8" NPT
6	70923663	2	O-RING
7	73014045	2	RING
8	73014046	1	CAM ASSY. (Includes lever)(Serviced only as a unit)



POWER CYLINDER ASSEMBLY (Brake)

USAGE: See page 95

ITEM	PART NO.	QTY.	DESCRIPTION
-	71007217	1	BOOSTER ASSY. (Includes items 1 thru 5, 7 thru 16 and 18 thru 27)
1	70638399	1	PISTON, booster
2	-----	1	△O-RING, booster piston
3	70638401	1	SHAFT, actuating
4	-----	1	△RING, snap, actuating shaft
5	70638402	1	RETAINER, booster piston spring
6	71004947	1	SPRING, booster piston
7	-----	1	BODY (Not serviced separately)
8	-----	2	SCREEN, vent
9	-----	1	△RING, snap
10	-----	1	△FILLER, vent
11	-----	1	△SEAL, oil, actuating shaft
12	-----	1	□WASHER, back-up, actuating shaft oil seal
13	-----	1	△SPACER, shaft oil seal
14	-----	1	△RING, snap, shaft seal retaining
15	73075764	1	RETAINER, relief valve
16	-----	1	△WASHER, relief valve retainer
17	70630675	1	SPRING, relief valve
18	70630674	1	VALVE, relief
19	70638976	1	SPRING, spool return
20	70630662	1	SPOOL, operating
21	-----	2	△SEAL, oil, operating spool

} Not serviced separately

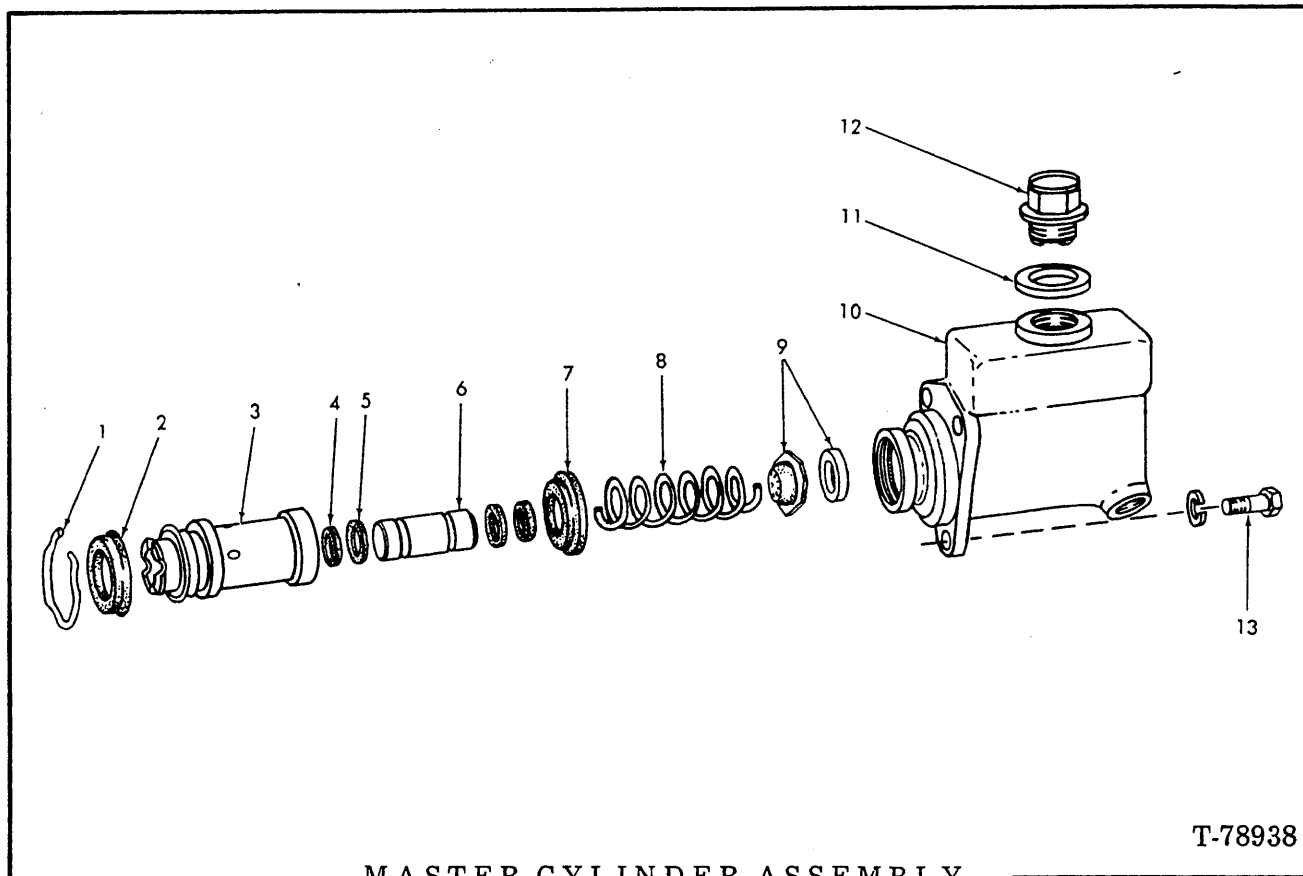
(Continued)

POWER CYLINDER ASSEMBLY (Brake)(Continued)

ITEM	PART NO.	QTY.	DESCRIPTION
22	-----	2	□WASHER, back-up, spool seal
23	-----	1	Δ□O-RING, end cover
24	70630665	1	COVER, end
25	70630666	1	RING, snap, end cover retaining
26	70630661	1	Δ□BOOT, push rod
27	70630660	1	ROD, push
28	70913177	1	NUT, jam, 1/2"NF
29	71004941	1	YOKE
30	73114255	1	REPAIR KIT (Consists of items 2, 5 thru 7, 10, 16 thru 20, 23, 26 and 27)(Early units)
31	73126102	1	REPAIR KIT (Includes items 2, 5, 7, 10, 16, 19, 20, 23, 26 and 27)(Late units)

□Indicates components of items 30

ΔIndicates components of items 31



MASTER CYLINDER ASSEMBLY

T-78938

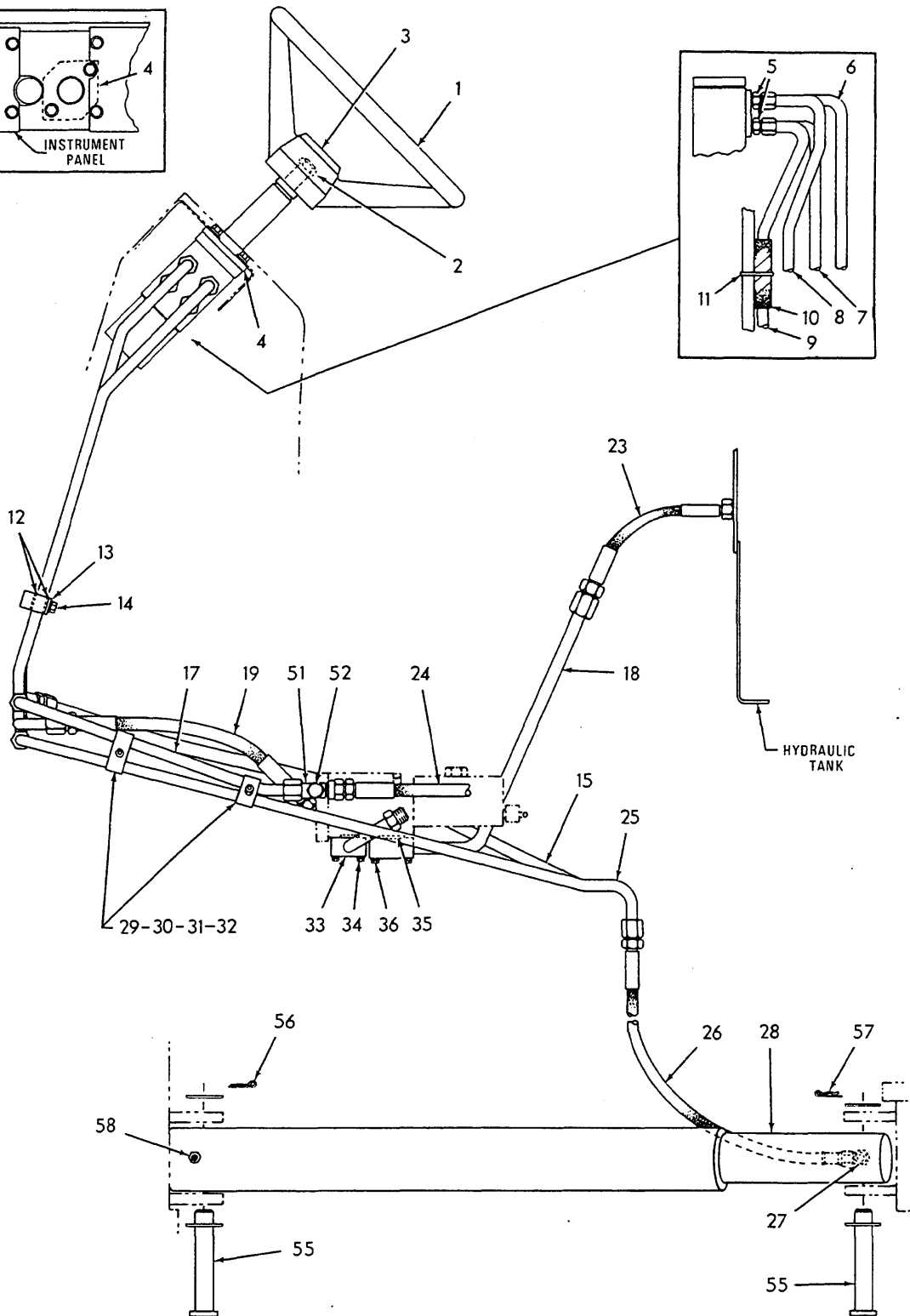
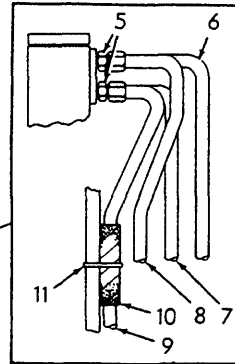
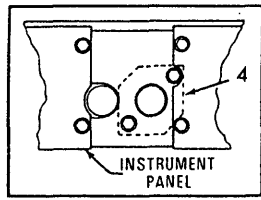
USAGE: See page 95.

ITEM	PART NO.	QTY.	DESCRIPTION
-	70624203	1	CYLINDER ASSY. (Includes items 1 thru 12)
1	70638405	1	PLATE
2	-----	1	† CUP
3	-----	1	† PISTON ASSY.
4	70638440	2	† PACKING
5	-----	2	† WASHER
6	-----	1	† PISTON
7	-----	1	† CUP
8	70638410	1	SPRING
9	70076489	1	† CHECK ASSY., valve and seat (Serviced only as a unit)
10	-----	1	CASTING (Order CYLINDER ASSY.)
11	70076486	1	† GASKET
12	73022440	1	CAP ASSY.
13	70921076	3	CAPSCREW, 3/8" NC x 1-1/4"
	70910287	3	LOCKWASHER, 3/8"
14	70643020	1	KIT, repair

† included with item 14

(Revised October 1980)

MEMO



STEERING HYDRAULICS

T-78972



## STEERING HYDRAULICS

NOTE: Also see page 105A for additional hydraulics used on units equipped with special Emergency Steering.

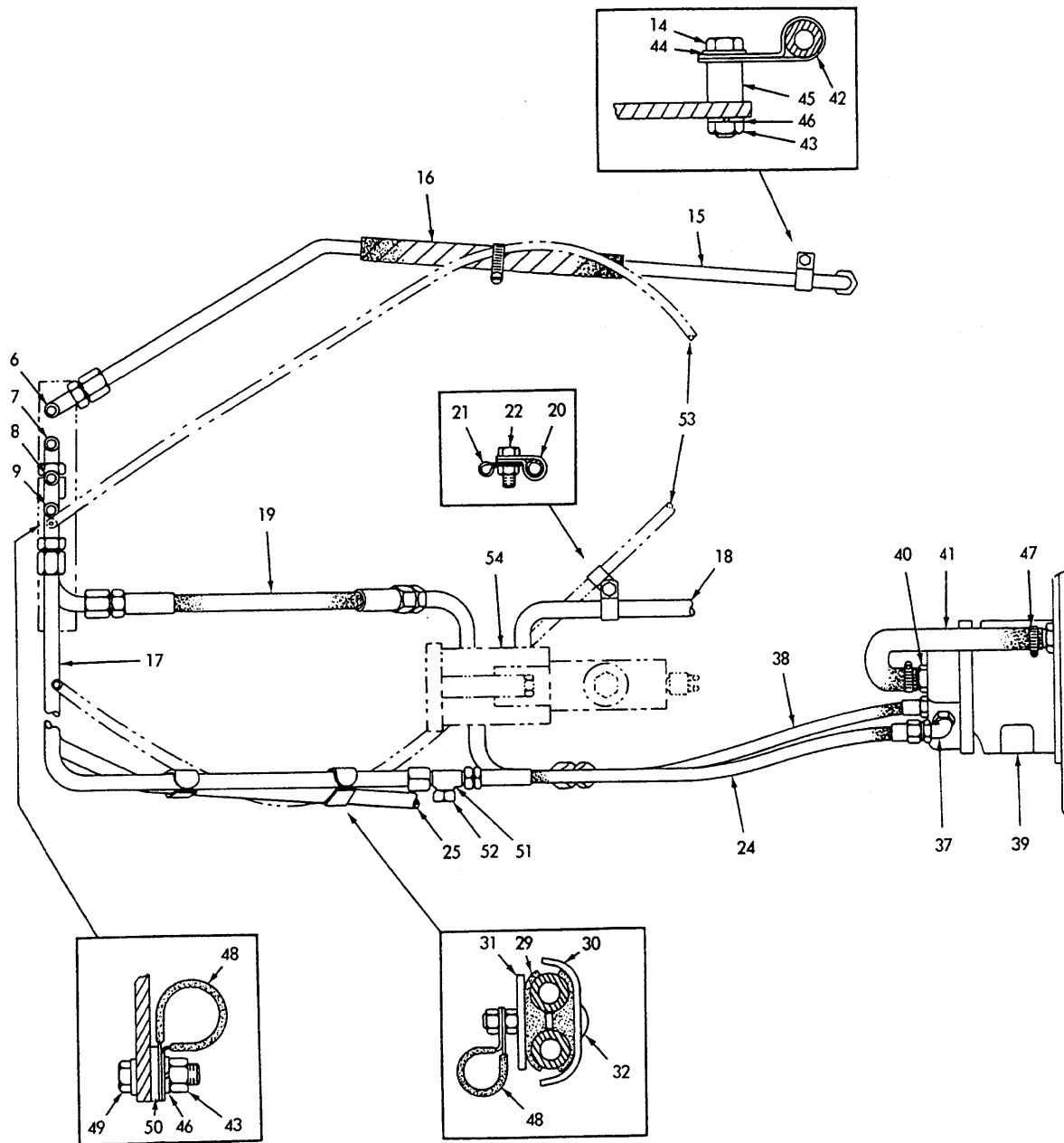
ITEM	PART NO.	QTY.	DESCRIPTION
1	70256852	1	WHEEL
2	70252471	1	NUT
3	73067108	1	CAP ASSY.
4	71008992	2	PLATE, spacer
	70916273	2	CAPSCREW, 3/8" NC x 1-3/4"
	70910287	2	LOCKWASHER, 3/8"
5	70923080	4	CONNECTOR, 5/8" tube x 3/4" x 7/8" str. thd. (Includes O-RING indented below)
	70921205	1	O-RING
6	71004320	1	TUBE ASSY
7	71004319	1	TUBE ASSY
8	71004318	1	TUBE ASSY
9	71004317	1	TUBE ASSY
10	71005176	1	HOSE
11	70925094	1	TIE
12	71004577	2	CUSHION
13	71004578	1	CLAMP
14	70921973	2	CAPSCREW, 3/8" NC x 1-3/4"
	70910287	2	LOCKWASHER, 3/8"
15	71004322	1	TUBE ASSY.
16	71004690	1	HOSE
	70925094	5	TIE.
17	71004321	1	TUBE ASSY.
18	71005238	1	TUBE ASSY., master cylinder to reservoir (See item 35 for O-RING)
19	71005230	1	HOSE ASSY. (Serviced only as a unit)
20	70926049	1	CLAMP
21	70925613	1	CLAMP
22	70916271	1	CAPSCREW, 3/8" NC x 1"
	70919439	1	NUT, 3/8" NC
23	70733250	1	HOSE ASSY. (Serviced only as a unit)
24	73069209	1	HOSE ASSY., to item 39 (Serviced only as a unit)
25	71004323	1	TUBE ASSY.
26	71004310	2	HOSE ASSY. (Serviced only as a unit)
27	70921327	2	ELBOW, 5/8" tube x 7/8" str. thd. (Includes O-RING indented below)
	70921205	2	O-RING
28	-----	2	CYLINDER ASSY., steering (See page 112)
29	70236750	4	CUSHION
30	70243207	2	CLAMP
31	70234087	2	BRACKET
32	70923312	2	BOLT, 1/4" NC x 1-3/4"
	70910880	2	NUT, 1/4" NC
	70916964	2	LOCKWASHER, 1/4"
33	71004392	1	MANIFOLD ASSY.
	70923574	1	O-RING

} use with early units

(Continued on page 105)

(Revised July 1980)

ALWAYS GIVE MODEL AND SERIAL NUMBER WHEN ORDERING PARTS

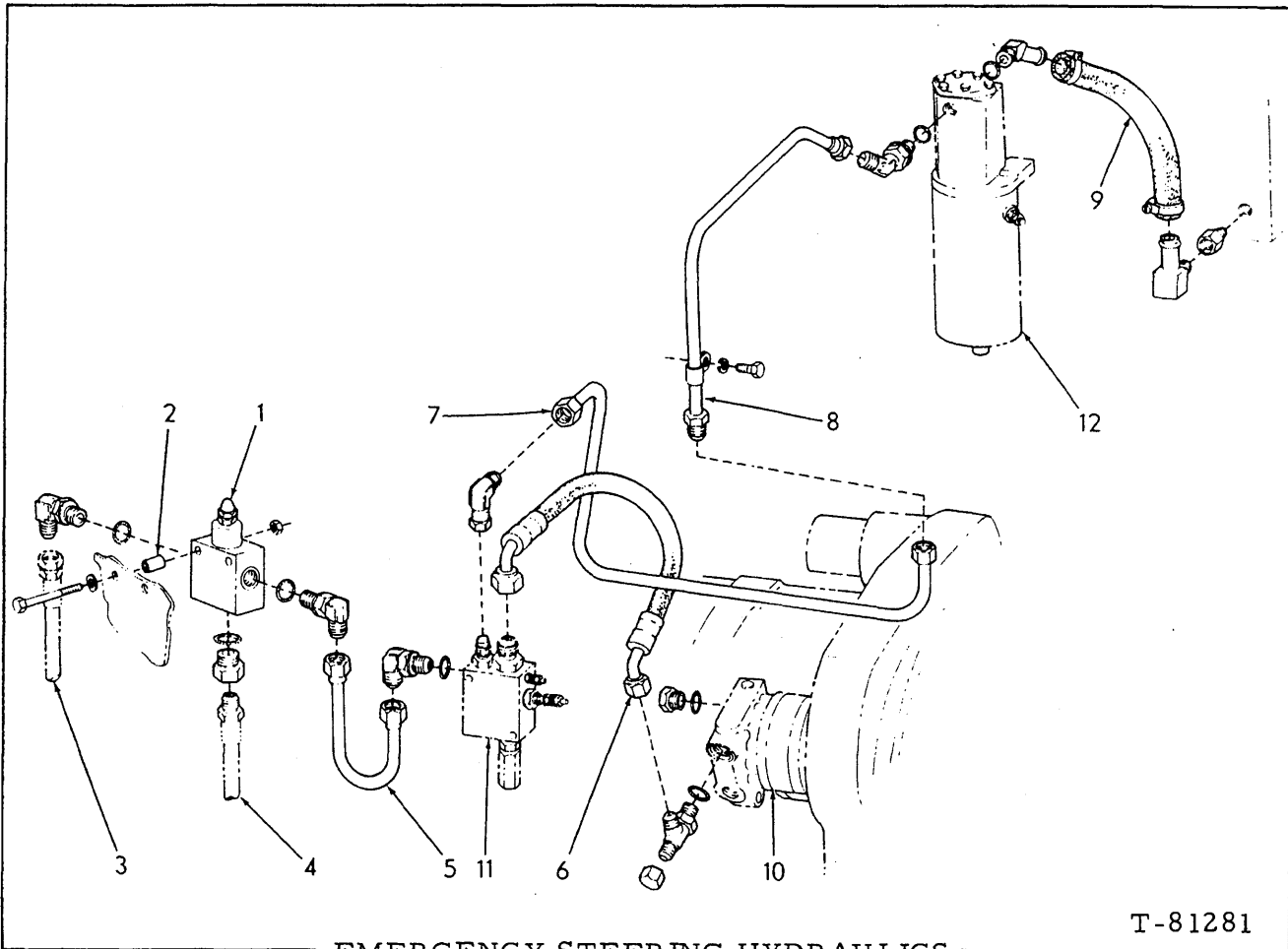


T-78973

STEERING HYDRAULICS

STEERING HYDRAULICS (Continued)

ITEM	PART NO.	QTY.	DESCRIPTION
34	70919785	4	CAPSCREW, 5/16" NC x 1-3/4"
	70904205	4	LOCKWASHER, 5/16"
35	70923575	1	O-RING
36	70916273	4	CAPSCREW, 3/8" NC x 1-3/4"
	70910287	4	LOCKWASHER, 3/8"
37	70921402	1	ELBOW, 1/2" tube x 3/4" str. thd. (Includes O-RING indented below)
	70921349	1	O-RING
38	71005231	1	HOSE ASSY. (Serviced only as a unit)
39	-----	1	PUMP & FLOW DIVIDER (See page 106)
	74026549	1	GASKET
	70916276	2	CAPSCREW, 3/8" NC x 4-1/2"
	70910287	2	LOCKWASHER, 3/8"
	70911115	2	WASHER, plain, 3/8"
40	70926870	1	NIPPLE, 1" tube, 1-5/16" str. thd.
	70921214	1	O-RING
41	71004705	1	HOSE, suction
	70924132	2	CLAMP
42	73018302	1	CLAMP
43	70910324	2	NUT, 3/8" NC
44	70911115	1	WASHER, 3/8"
45	71005349	1	SPACER
46	70910287	2	LOCKWASHER, 3/8"
47	{ 70924132	1	CLAMP, 2" to 1-1/16" (reservoir)
	70922660	1	CLAMP, 1-1/2" to 13/16" (pump)
48	70925621	2	CLAMP
49	70916271	1	CAPSCREW, 3/8" NC x 1"
	70911115	1	WASHER, plain, 3/8"
50	70677006	1	WASHER, spacer
51	70925468	1	TEE, swivel, 5/8" tube, 7/8" str. thd.
52	70923002	1	CAP, 5/8" tube
53	-----	2	CABLE (See page 68)
54	-----	1	CYLINDER ASSY. (See page 95)
55	71004312	4	PIN
	70916981	12	WASHER, plain, 1-1/32" (use as required)
56	70918461	2	PIN, cotter, 1/4" x 1-1/2"
57	70225300	2	PIN
58	70922887	2	FITTING, lube, drive



T-81281

EMERGENCY STEERING HYDRAULICS

USAGE: Special Equipment

ITEM	PART NO.	QTY.	DESCRIPTION
1	73053741	1	VALVE, relief
	70925282	2	CAPSCREW, 5/16"NC x 3-1/4"
	70917642	2	WASHER
	70916871	2	NUT
2	73070977	2	SPACER
3	-----	1	HOSE (See page 104)
	70924786	1	ELBOW (Includes O-RING)
	70921205	1	O-RING
4	-----	1	HOSE (See page 104)
	70929270	1	REDUCER (Includes O-RING)
	70921206	1	O-RING
5	73075652	1	TUBE (Includes nuts)
	70921327	2	ELBOW (Includes O-RING)
	70921205	2	O-RING
6	73072488	1	HOSE
	70922792	1	TEE (Includes O-RING)
	70921349	1	O-RING
	70923737	1	CAP
7	73075651	1	TUBE (Includes nuts)
	70927438	1	ELBOW

(Continued)

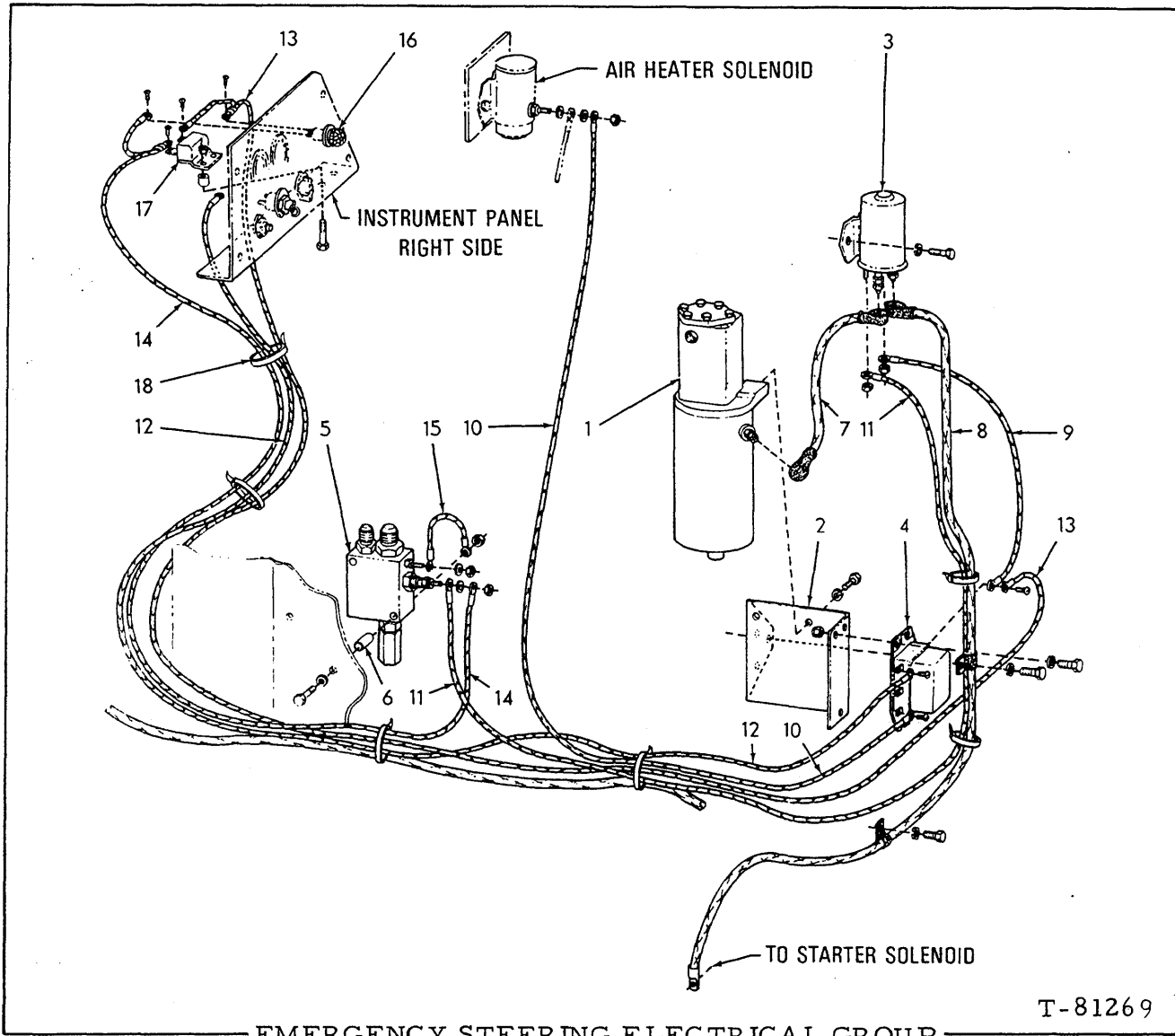
(Added July 1980)

EMERGENCY STEERING HYDRAULICS (Continued)

ITEM	PART NO.	QTY.	DESCRIPTION
8	73069090	1	TUBE (Includes nuts)
	70933915	1	ELBOW (Includes O-RING)
	70921205	1	O-RING
	70925606	1	CLAMP
	70922300	1	CAPSCREW, 3/8"NC x 3/4"
	70910237	1	LOCKWASHER, 3/8"
9	73069081	1	HOSE
	70927578	1	ELBOW, 45° (Includes O-RING)
	70921205	1	O-RING
	70925063	1	NIPPLE, hose, 90°
	70933327	1	ADAPTER, automotive, 3/4"NPT male/female
	70922660	2	CLAMP
10	-----	1	PUMP (See page 105)
	70920107	1	PLUG (Includes O-RING)
	70921205	1	O-RING
11	-----	1	FLOW SWITCH
12	-----	1	MOTOR DRIVEN PUMP

} See page 105C

(Added July 1980)



EMERGENCY STEERING ELECTRICAL GROUP

T-81269

USAGE: Special Equipment

ITEM	PART NO.	QTY.	DESCRIPTION
1	73067849	1	MOTOR DRIVEN PUMP (Serviced only as a unit)
	70922300	2	CAPSCREW, 3/8"NC x 3/4"
	70904206	2	LOCKWASHER
2	73069139	1	PLATE
	70922763	3	CAPSCREW, 3/8"NC x 1"
	70904206	3	LOCKWASHER
3	73066810	1	SOLENOID, 12 volt
	70927484	2	CAPSCREW, 3/8"NC x 1/2"
	70904206	2	LOCKWASHER
4	71005917	1	RELAY
	70927541	3	CAPSCREW, 1/4"NC x 3/4"
	70677004	3	WASHER
	70920397	3	NUT

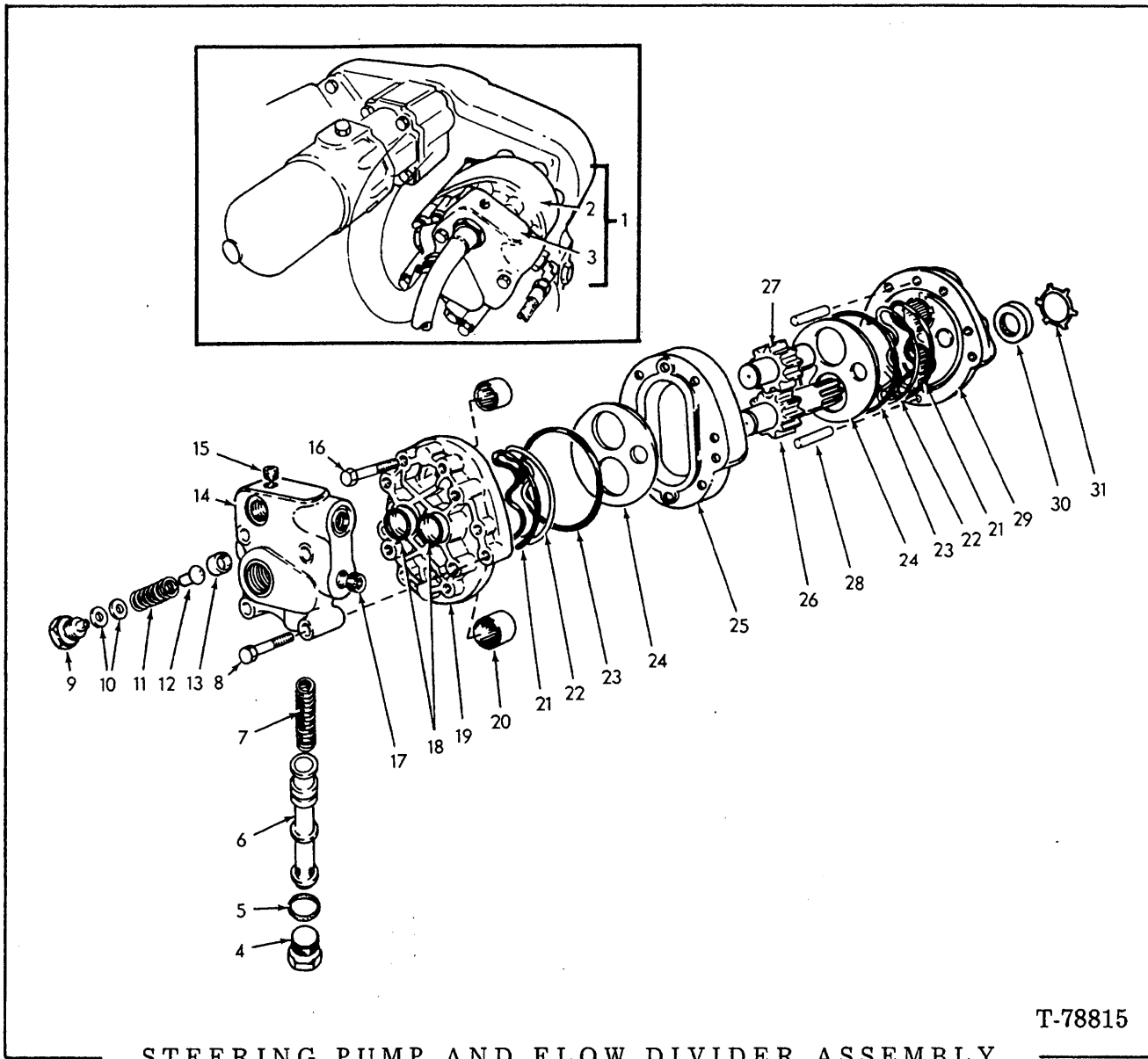
(Continued)

(Added July 1980)

## EMERGENCY STEERING ELECTRICAL GROUP (Continued)

ITEM	PART NO.	QTY.	DESCRIPTION
5	73075009	1	FLOW SWITCH
	70934152	2	CAPSCREW, 1/4"NC x 3-1/4"
	70677004	2	WASHER
	70920397	2	NUT
6	73070977	2	SPACER
7	73067859	1	CABLE
8	73067860	1	CABLE
	70925613	2	CLAMP
	70922300	1	CAPSCREW, 3/8"NC x 3/4"
	70904206	1	LOCKWASHER
9	73069084	1	WIRE
10	73069083	1	WIRE
11	73075318	1	WIRE
12	73075317	1	WIRE
13	73069140	1	WIRE
14	73075654	1	WIRE
15	70697529	1	WIRE
16	73034558	1	LIGHT, warning
17	73057951	1	BUZZER
	70927401	2	CAPSCREW, 1/4"NC x 1"
	73075653	2	SPACER
	70920397	2	NUT
18	70925094	26	TIE

(Added July 1980)



T-78815

STEERING PUMP AND FLOW DIVIDER ASSEMBLY

USAGE: See page 102 and 104.

ITEM	PART NO.	QTY.	DESCRIPTION
1	-----	1	PUMP AND FLOW DIVIDER ASSY. (Order items 2, 3, 8 and 18)
2	73066887	1	PUMP ASSY. (Includes items 16, 19, 20 thru 31)
3	71005363	1	FLOW DIVIDER ASSY. (Includes item 4 thru 7, 9 thru 17)
4	70805633	1	PLUG
5	70921349	1	O-RING
6	71005143	1	PISTON
7	71005142	1	SPRING
8	70921978	4	CAPSCREW, 5/16" NC x 2"
9	70241135	1	PLUG

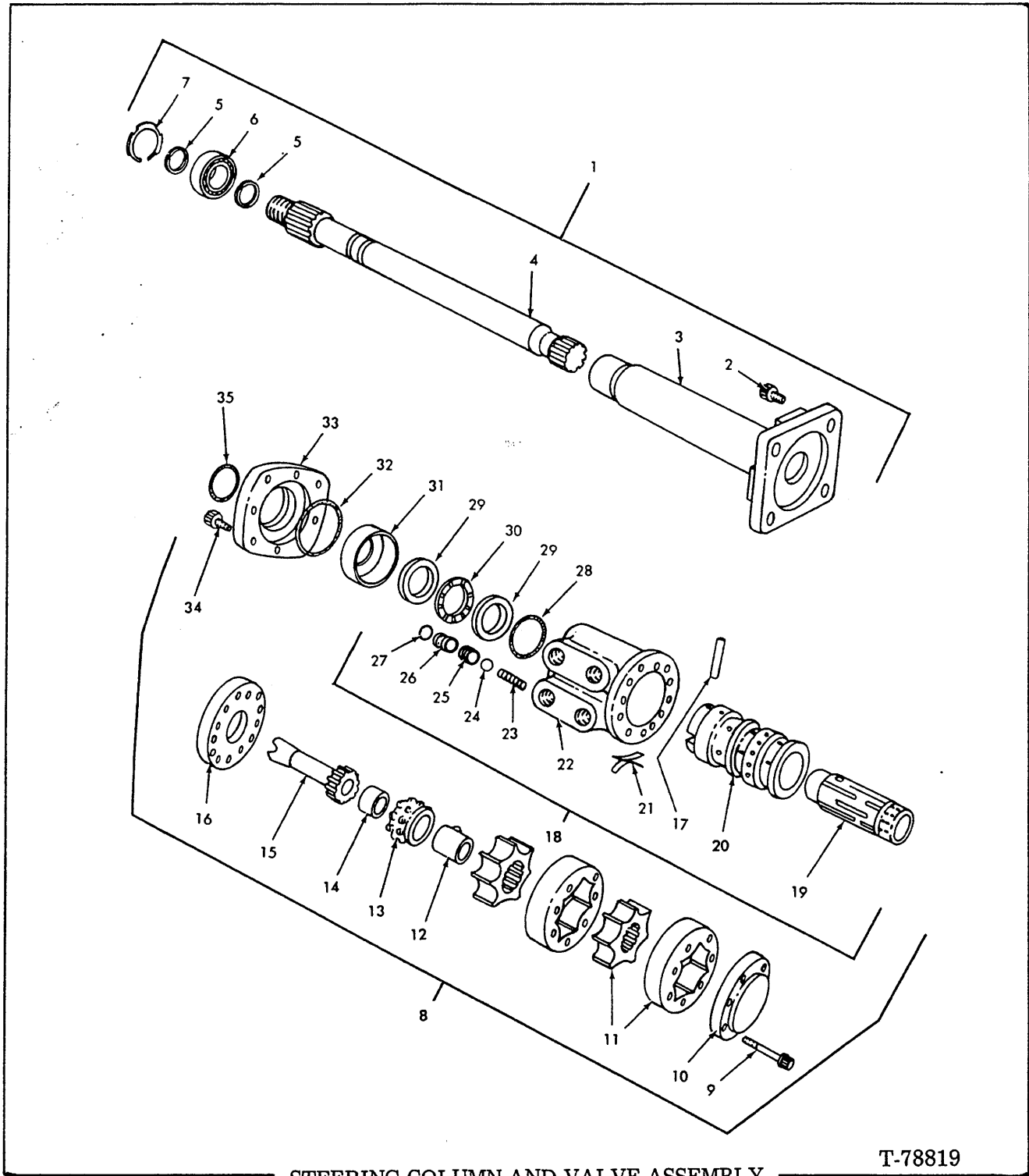
(Continued)

(Revised January 1980)



STEERING PUMP AND FLOW DIVIDER ASSEMBLY (Continued)

ITEM	PART NO.	QTY.	DESCRIPTION
10	70241132	-	SHIM } Use as required
	70241133	-	
	70241134	-	
11	70241131	1	SPRING
12	71005364	1	VALVE
13	-----	1	SEAT (Order item 3)
14	-----	1	BODY (Order item 3)
15	70907856	1	PLUG, 3/8" pipe
16	70923903	6	CAPSCREW, 3/8" NC x 3"
17	70910231	1	PLUG, 1/8" pipe
18	70924776	2	O-RING
19	73066890	1	COVER ASSY. (Includes Qty. 2 item 20)
20	70234692	4	BEARING
21	70255945	2	SEAL } Also see item 32
22	70255944	2	
23	70255946	2	
24	71009428	2	PLATE
25	70243621	1	PLATE
26	70243601	1	SHAFT ASSY. (Includes drive shaft and gear)
27	70247258	1	SHAFT ASSY. (Includes idler shaft and gear)
28	70243622	2	PIN, dowel
29	73066888	1	BODY ASSY. (Includes items 20, 30, and 31)
30	73066894	1	SEAL
31	70930733	1	RING
32	73067481	1	KIT, seal (Includes items 21, 22 and 23)



STEERING COLUMN AND VALVE ASSEMBLY

T-78819

USAGE: See page 102. Loaders prior to serial No. 55S01203. See page 109A for second type.

ITEM	PART NO.	QTY.	DESCRIPTION
-	71004313	1	VALVE AND COLUMN ASSY.(Includes items 1 thru 35)
1	-----	1	COLUMN ASSY. (used prior to unit no. 01179)
	73070559	1	COLUMN ASSY. (serviced only as an assy.)(effective with unit no. 01179)
2	70923335	2	SCREW, 3/8" NC x 3/4", twelve point

(Continued)

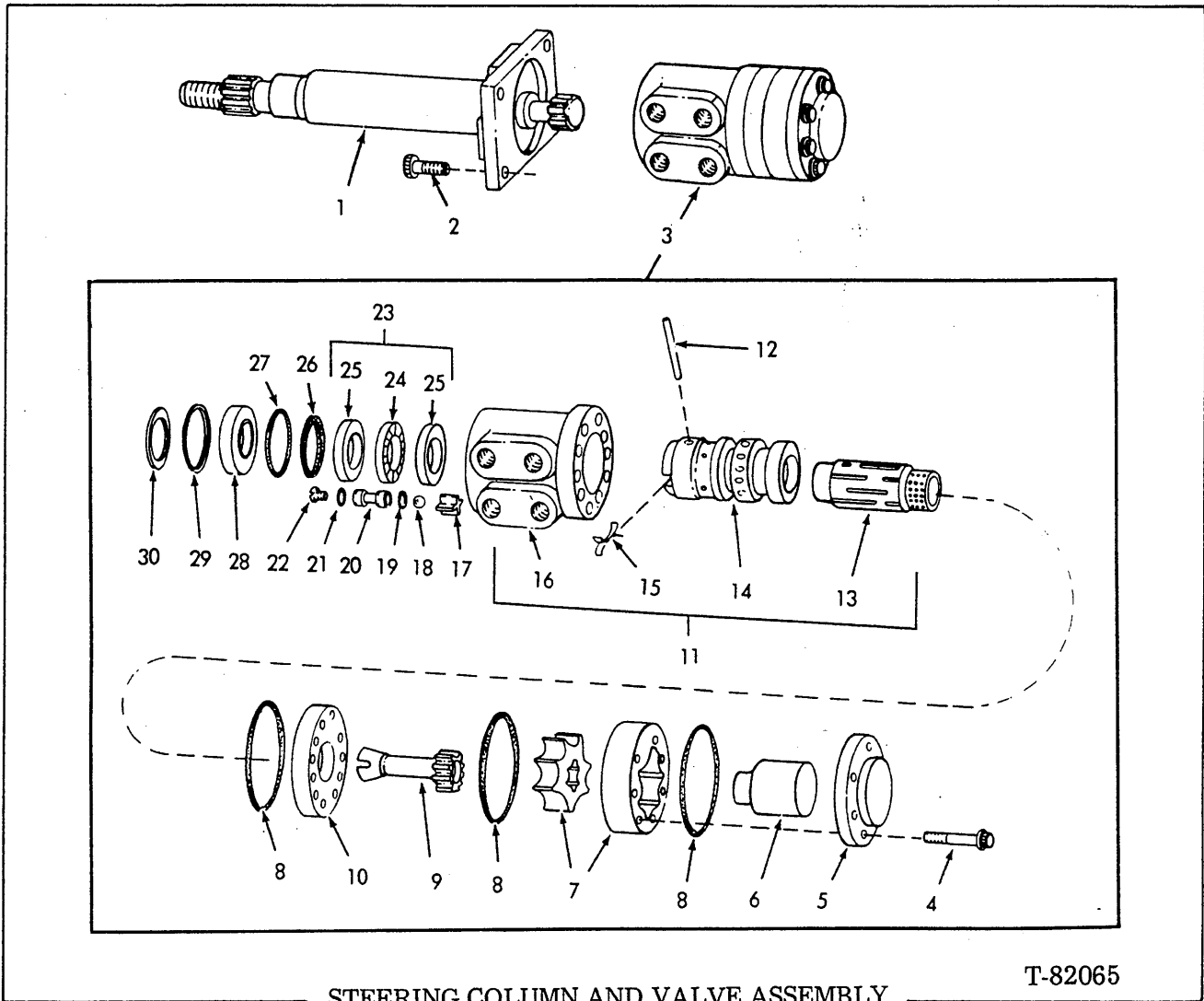
(Revised June 1979)

STEERING COLUMN AND VALVE ASSEMBLY (Continued)

ITEM	PART NO.	QTY.	DESCRIPTION
3	73038385	1	TUBE AND FLANGE
4	73038388	1	SHAFT ASSY.
5	71134841	2	RING, snap
6	74994913	1	BEARING
7	74995371	1	RING
8	71004387	1	VALVE ASSY., control (Includes items 9 thru 35)
9	73067360	1	SCREW KIT (Includes 12 screws)
10	71009962	1	CAP
11	73066937	2	GEROTOR SET
12	73066938	1	SPACER
13	71004663	1	SHAFT
14	73066939	1	SPACER
15	71132770	1	SHAFT
16	71132771	1	PLATE
17	70239176	1	PIN
18	73066940	1	CONTROL PARTS ASSY. (Includes items 18 thru 27)
19	-----	1	SPOOL (Order item 18)
20	-----	1	SLEEVE (Order item 18)
21	73070953	1	SPRING KIT
22	-----	1	HOUSING (Order item 18)
23	70239188	1	SPRING
24	70921874	1	BALL
25	70239189	1	SEAT
26	70239195	1	PLUG
27	70923559	1	SEAL
28	70923571	1	SEAL
29	-----	2	RACE
30	-----	1	BEARING
31	-----	1	LOCATOR
32	70239191	1	SEAL, square ring
33	70239181	1	PLATE
34	70923334	4	CAPSCREW, 5/16" NC x 5/8", twelve point
35	70053926	1	SEAL
36	70239229	1	KIT, seal (Includes items 27, 28, 32 and 35)
37	73067361	1	KIT, bearing (Includes items 29, 30 and 31)

} used prior to unit no. 01179

} Not serviced separately. (Refer to item 37)



STEERING COLUMN AND VALVE ASSEMBLY

T-82065

USAGE: See page 102. Loaders S/N 55S01203 and up.

ITEM	PART NO.	QTY.	DESCRIPTION
-	73070561	1	VALVE AND COLUMN ASSY.(Includes items 1 thru 30)
1	73070559	1	COLUMN ASSY. (serviced only as an assy.)
2	70923335	2	SCREW, 3/8"NC x 3/4", twelve point
3	73070560	1	VALVE ASSY., control (Includes items 4 thru 30)
4	73067360	1	SCREW KIT (Includes 12 screws)
5	73070945	1	CAP
6	73070943	1	SPACER
7	73070950	7	GEROTOR SET
8	70927591	3	O-RING
9	71132770	1	SHAFT
10	73070947	1	PLATE
11	73070955	1	CONTROL PARTS ASSY. (Includes items 12 thru 16)
12	70239176	1	PIN
13	-----	1	SPOOL (Order item 11)
14	-----	1	SLEEVE (Order item 11)
15	73070953	1	SPRING KIT

(Continued)

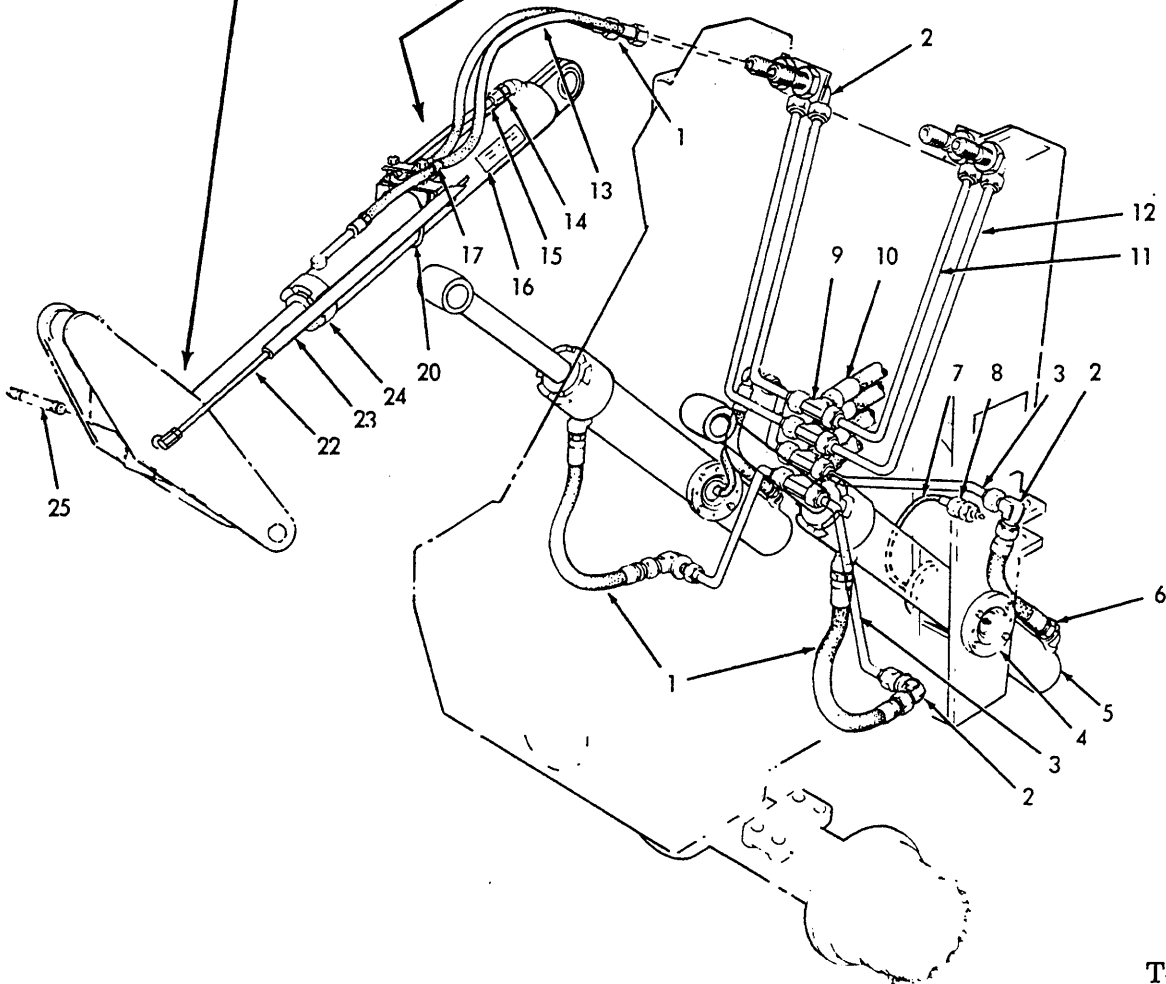
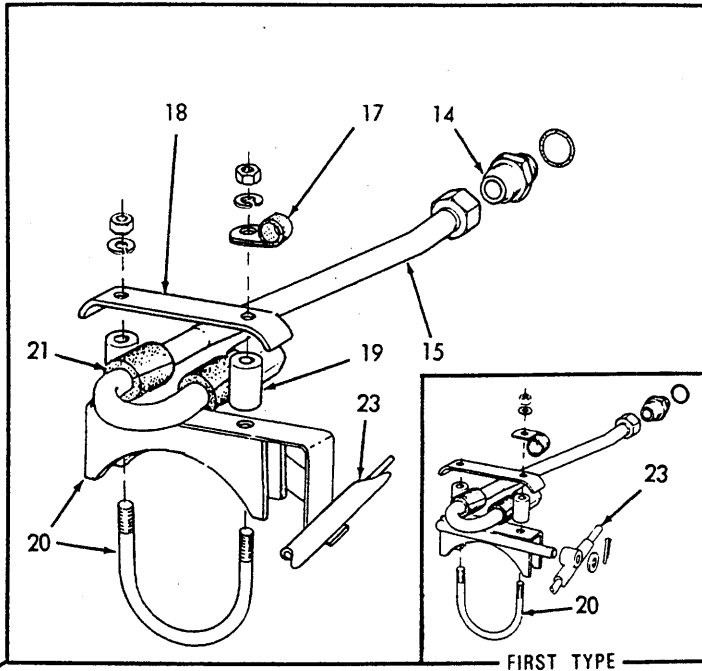
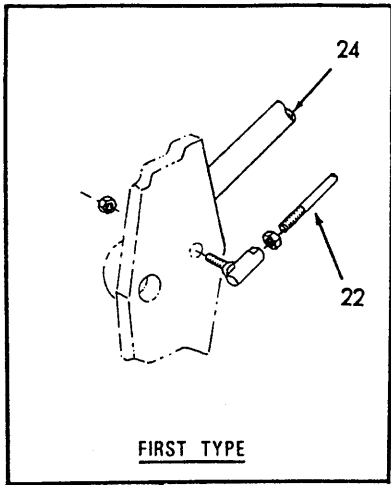
(Added June 1979)

STEERING COLUMN AND VALVE ASSEMBLY (Continued)

ITEM	PART NO.	QTY.	DESCRIPTION
16	-----	1	HOUSING (Order item 11)
17	73070946	1	RETAINER
18	70194893	1	BALL
19	70923559	1	O-RING
20	73070948	1	SEAT
21	70669665	1	O-RING
22	73070944	1	SETSCREW
23	73070954	1	BEARING KIT (Includes items 24 and 25)
24	-----	1	BEARING } Not serviced separately(Refer to item 23)
25	-----	2	
26	70239191	1	SEAL, square ring
27	70923578	1	O-RING
28	73070942	1	BUSHING
29	73070949	1	SNAP RING
30	70053926	1	SEAL
31	73070959	1	KIT, seal (Includes items 8, 19, 21, 26, 27, 30)

Components of item 31

(Added June 1979)



T-78975

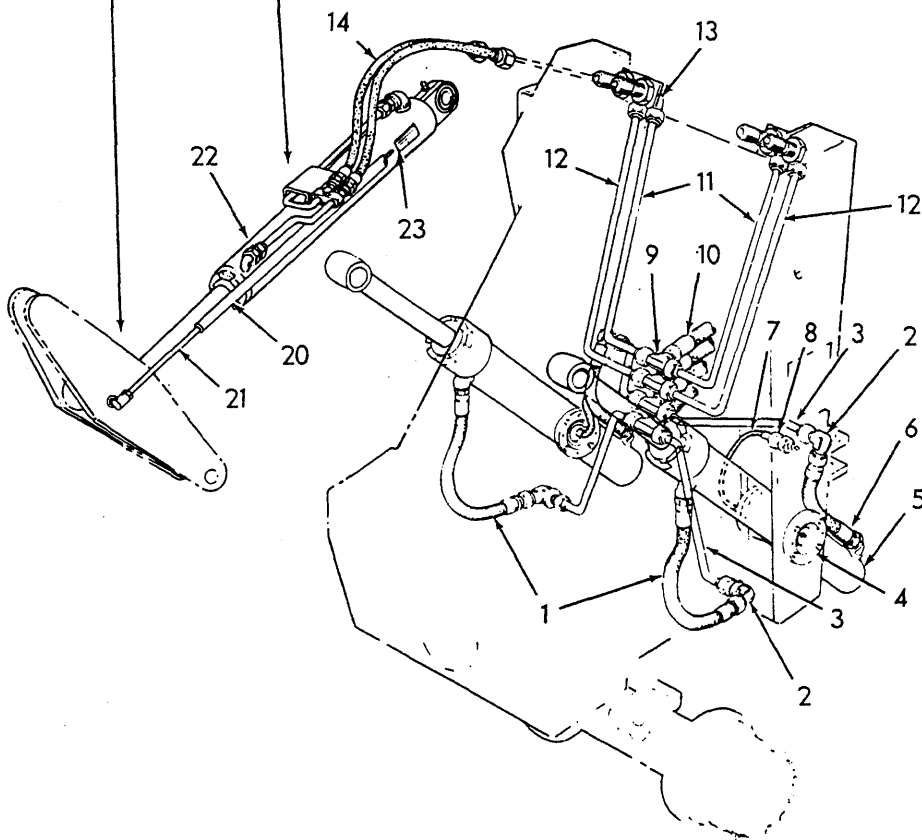
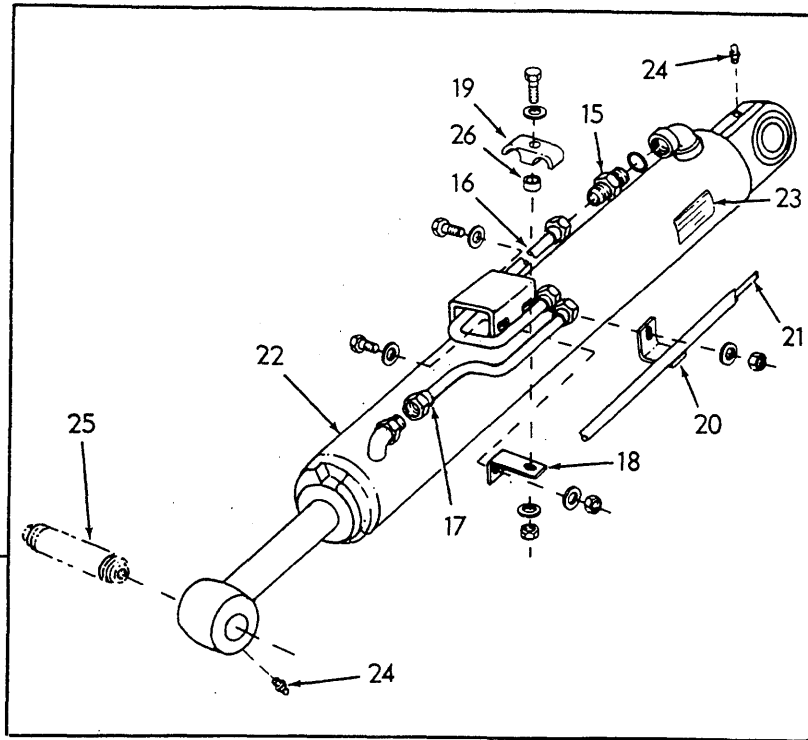
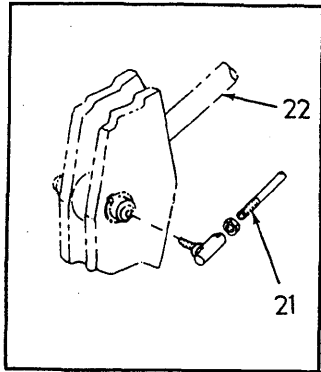
HYDRAULIC PIPING AND CYLINDERS

## HYDRAULIC PIPING AND CYLINDERS

USAGE: Loaders prior to S/N 55S01492

ITEM	PART NO.	QTY.	DESCRIPTION
1	71004296	4	HOSE ASSY. (Includes O-RING indented below)(Serviced only as a unit)
	70921205	4	O-RING
2	70925031	8	ELBOW, bulkhead, 3/4" tube
	70922186	8	LOCKNUT, 3/4" tube, 1-1/16" str. thd.
3	71004490	4	TUBE ASSY.
4	71004351	4	PIVOT
	70928215	16	CAPSCREW, 1/2" NC x 1-1/2"
	70922887	2	FITTING, lube, 1/8" drive thd.
5	-----	2	CYLINDER ASSY. (See page 113)
6	71004297	2	HOSE ASSY. (Serviced only as a unit)(Includes O-RING indented below)
	70921205	2	O-RING
7	73066806	2	HOSE ASSY. (Serviced only as a unit)
8	73066808	2	FITTING
	70932504	2	LOCKNUT, 1/8" pipe
	70912808	2	FITTING, lube, 1/4" pipe
9	70919520	4	TEE, 3/4" tube, 1-1/16" str. thd.
10	-----	4	HOSE ASSY. (See page 120)
11	71004492	2	TUBE ASSY.
12	71004491	2	TUBE ASSY.
13	71004489	2	HOSE ASSY. (Serviced only as a unit)(Includes O-RING indented below)
	70921205	2	O-RING
14	70922981	2	CONNECTOR, 3/4" tube, 7/8" str. thd. (Includes O-RING indented below)
	70921206	2	O-RING
15	71004493	2	TUBE ASSY. (Includes O-RING indented below)
	70921205	2	O-RING
16	73107890	2	DECAL, scissors point
17	70926867	2	CLAMP
	70910335	4	WASHER, plain, 5/16"
18	71004494	2	CLAMP
19	71004498	4	SPACER
20	71004682	1	CLAMP ASSY., right (first type)
	71004603	2	CLAMP ASSY., left and right (second type)
21	70243532	4	CUSHION
22	71004633	1	ROD
	70925042	1	JOINT, ball, 1/2" NF
	70913177	1	NUT, jam, 1/2" NF (first type used qty. 2)
23	71004635	1	TUBE, weld assy.
	70918268	1	WASHER, 5/8" } first type
	70918452	1	PIN, cotter, 1/8" x 1" }
	73069411	1	TUBE, weld assy. (second type)
24	-----	2	CYLINDER ASSY. (see page 115 and 115A)
25	-----	1	PIN (see page 126)

(Revised July 1980)



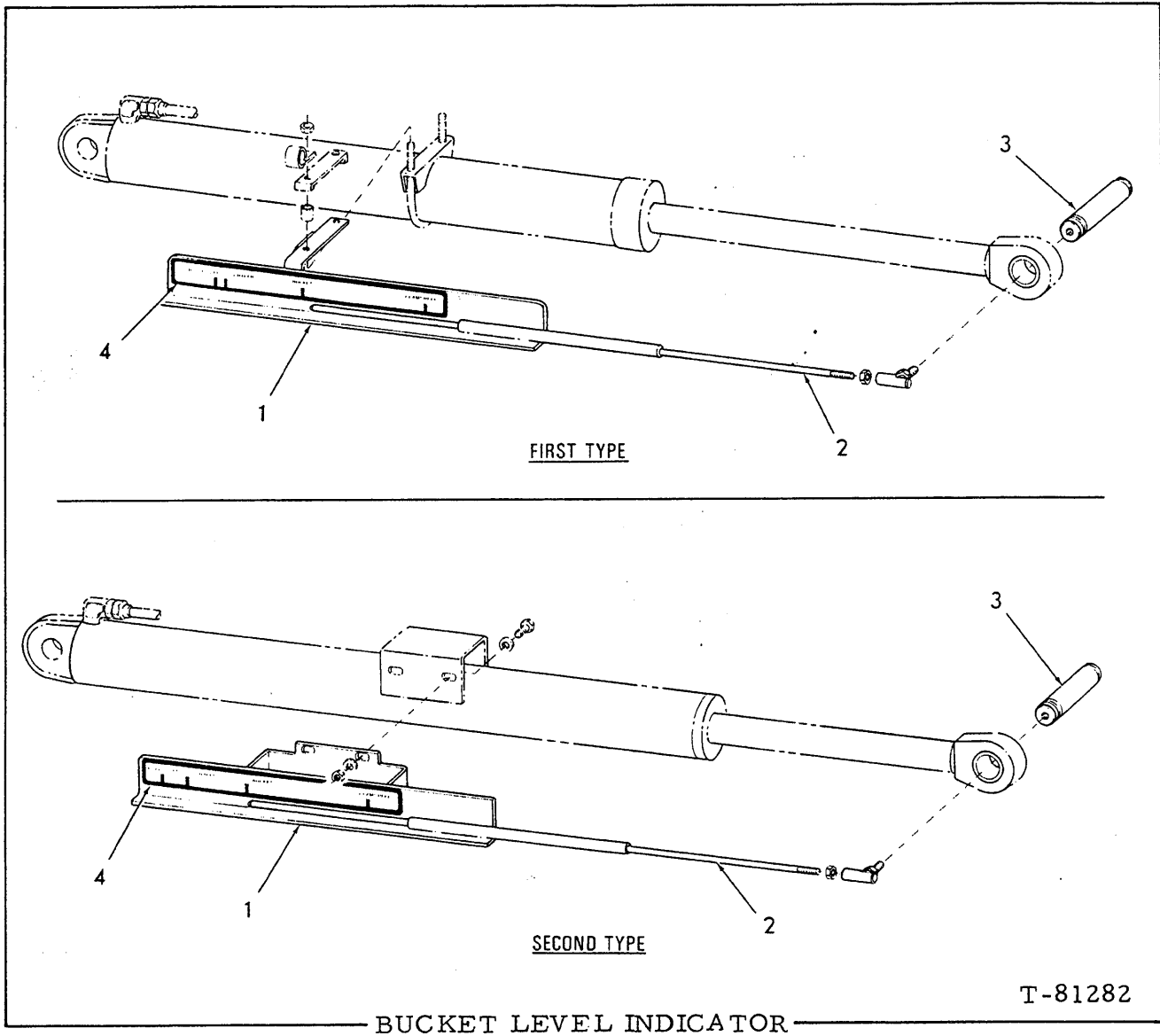


## HYDRAULIC PIPING AND CYLINDERS

USAGE: Loaders S/N 55S-01492 and up; also Loaders prior to S/N 55S-01492 if modified to Late Design

ITEM	PART NO.	QTY.	DESCRIPTION
1	71004296	4	HOSE ASSY. (Includes O-Ring indented below) (Serviced as a unit)
	70921205	4	O-RING
2	70925031	4	ELBOW, bulkhead, 3/4" tube
	70922186	4	LOCKNUT, 3/4" tube, 1-1/16" str.thd.
3	71004490	4	TUBE ASSY.
4	71004351	4	PIVOT
	70928215	16	CAPSCREW, self-tapping, 1/2"NC x 1-1/2"
	70922887	2	FITTING, lube, 1/8" drive thd.
5	-----	2	CYLINDER ASSY. (See page 113)
6	71004297	2	HOSE ASSY. (Includes O-Ring indented below) (Serviced as a unit)
	70921205	2	O-RING
7	73066806	2	HOSE ASSY. (Serviced as a unit)
8	73066808	2	FITTING
	70933010	2	NUT, 1/8" pipe
	70912808	2	FITTING, lube, 1/4" pipe
9	70919520	4	TEE, union, 3/4" tube
10	-----	4	HOSE ASSY. (See page 120)
11	73069647	2	TUBE ASSY.
12	73069646	2	TUBE ASSY.
13	70926929	4	ELBOW, bulkhead, 45°, 3/4" tube
	70922186	4	LOCKNUT, 3/4" tube, 1-1/16" str. thd.
14	73069641	4	HOSE ASSY. (Serviced only as a unit)
15	70921217	2	CONNECTOR, 3/4" tube (Includes O-Ring indented below)
	70921206	2	O-RING
16	73071417	1	TUBE ASSY., left hand
	73071418	1	TUBE ASSY., right hand
17	73071415	1	TUBE ASSY., left hand
	73071416	1	TUBE ASSY., right hand
18	73071421	2	BRACKET
	70921656	2	CAPSCREW, 3/8"NC x 1-1/2"
	70677006	4	WASHER
	70933623	2	NUT, 3/8"NC
19	70698389	2	CLAMP
	70920996	2	CAPSCREW, 3/8"NC x 2-1/2"
	70677006	4	WASHER
	70919439	2	NUT, 3/8"NC
20	73069640	1	TUBE
	70921656	1	CAPSCREW, 3/8"NC x 1-1/2"
	70677006	2	WASHER
	70933623	1	NUT, 3/8"NC
21	71004633	1	ROD
	70925042	1	JOINT, ball, 1/2"NF
	70913177	1	NUT, jam, 1/2"NF
22	-----	2	CYLINDER ASSY. (See page 115A)
23	73107890	2	DECAL, scissors point
24	70914465	4	FITTING, lube, 1/8" pipe
25	-----	1	PIN (See page 126)
26	73069903	2	SPACER

(Added July 1980)



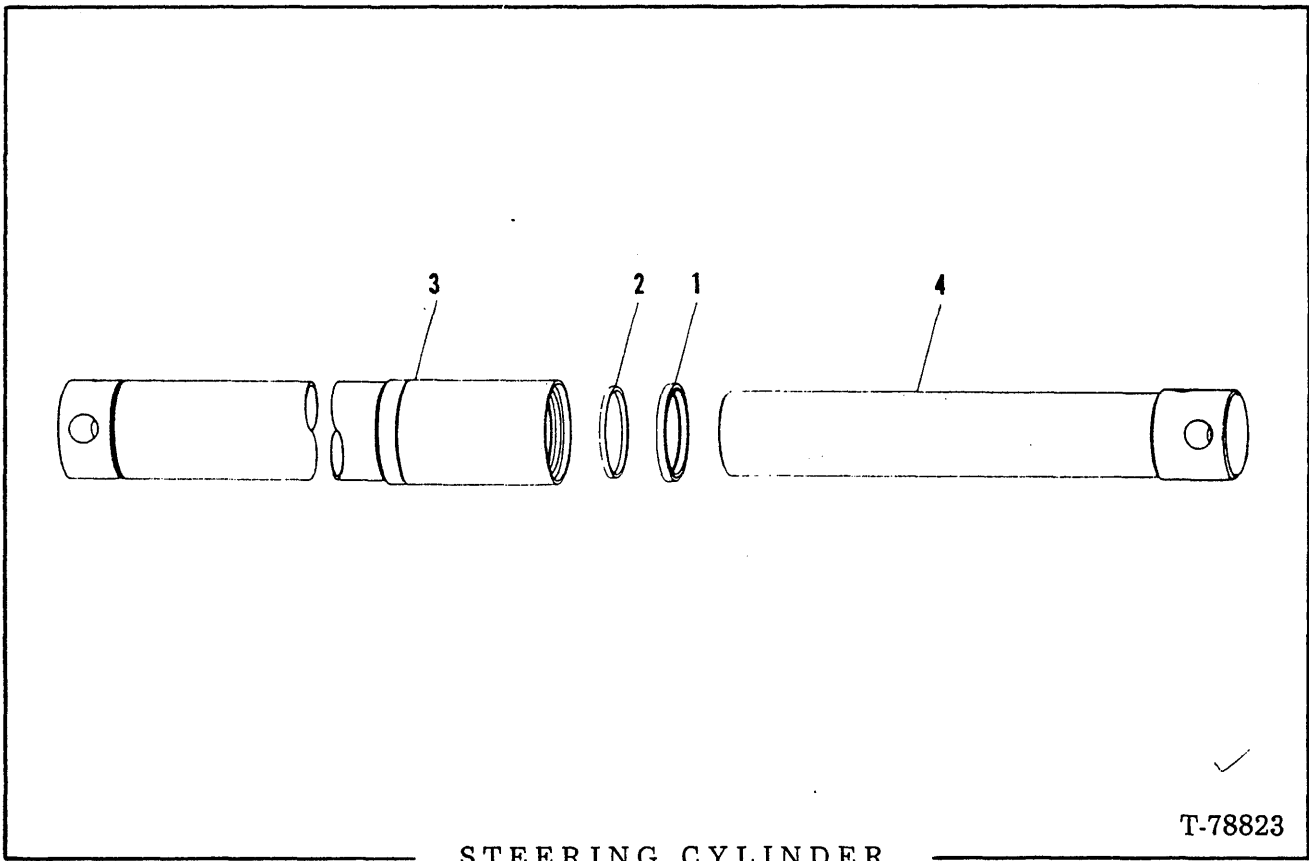
USAGE: Special Equipment for units equipped with Multi-Purpose Bucket.

\*Loaders prior to S/N 55S01492

\*\*Loaders S/N 55S01492 and up; also earlier units if modified with improved linkage.

ITEM	PART NO.	QTY.	DESCRIPTION
		* **	
1	73069396	1 -	INDICATOR
	73069633	- 1	INDICATOR
2	71004633	1 1	ROD
	70925042	1 1	JOINT, ball
	70913177	1 1	NUT, jam, 1/2"NF
3	73069397	1 -	PIN (8.08" long)
	73072434	- 1	PIN (8.58" long)
4	73069631	1 -	DECAL
	73069632	- 1	DECAL

(Added July 1980)

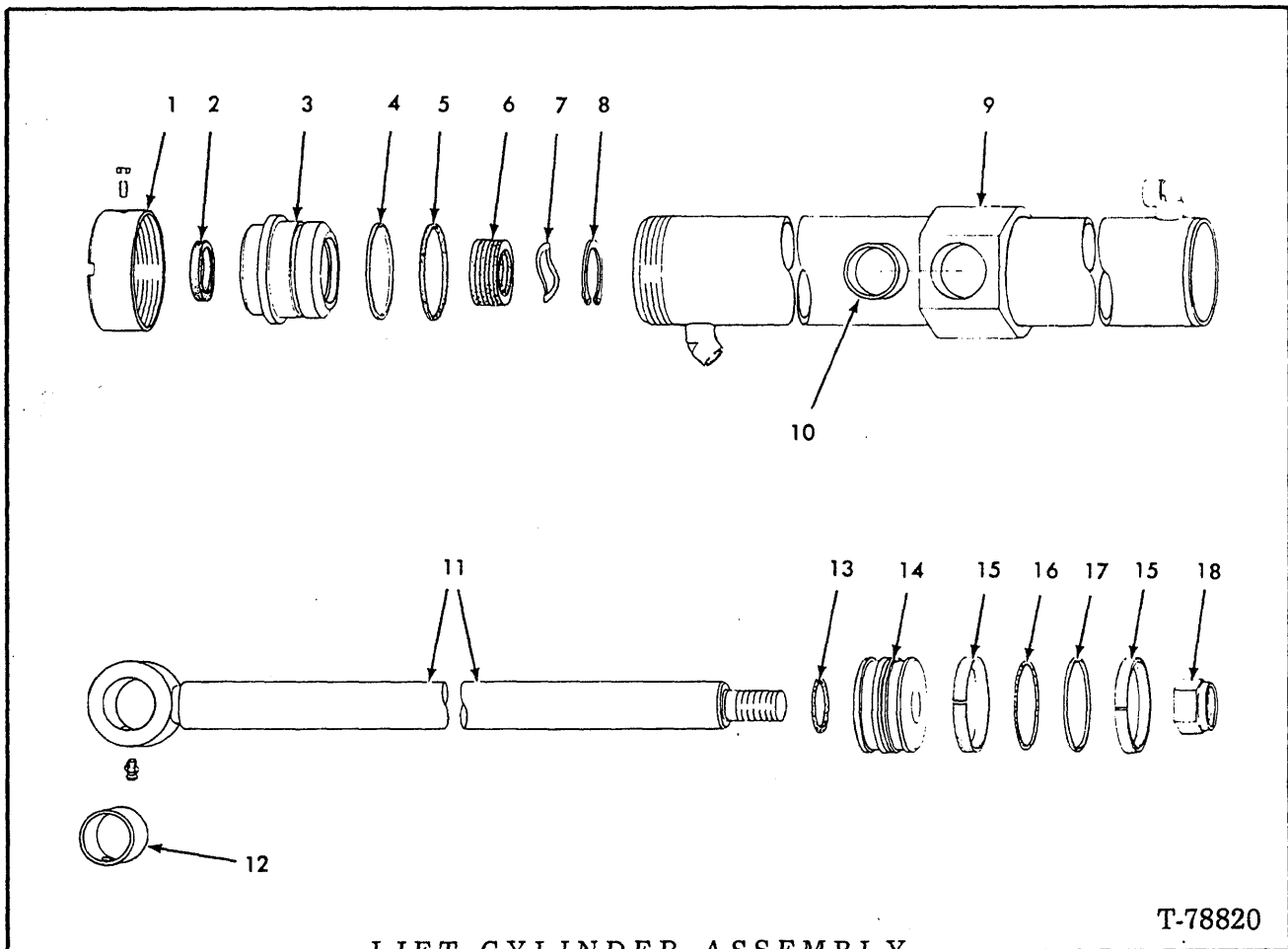


STEERING CYLINDER

USAGE: See page 102 and 104.

NOTE: Quantity shown is for one cylinder assy.

ITEM	PART NO.	QTY.	DESCRIPTION
-	71004720	2	STEERING CYLINDER ASSY. ( Includes items 1 thru 4)
1	-----	1	WIPER (Order item 5)
2	-----	1	SEAL (Order item 5)
3	71001510	1	TUBE ASSY.
4	71001511	1	ROD ASSY.
5	71001513	1	REPAIR KIT (Includes items 1 and 2)



LIFT CYLINDER ASSEMBLY

T-78820

USAGE: See page 110 and 111A

NOTE: Quantity indicated is for one cylinder assy.

ITEM	PART NO.	QTY.	DESCRIPTION
-	71004335	2	CYLINDER ASSY. (Includes items 1 thru 18)
1	72019978	1	FLANGE
	70911711	1	SETSCREW, 1/4" NC x 3/4"
	70911325	1	NUT, jam, 1/4" NC
2	73053637	1	† WIPER
3	72019977	1	HEAD
4	70926629	1	† RING
5	70927242	1	† O-RING
6	72018413	1	PACKING
7	72018412	1	SPRING
8	72018411	1	RING
9	71001003	1	TUBE ASSY. (Includes item 10)
10	71004099	2	BUSHING
11	71015635	1	ROD ASSY. (Includes item 12)
	70914465	1	FITTING, 1/8" NPTF

(Continued)

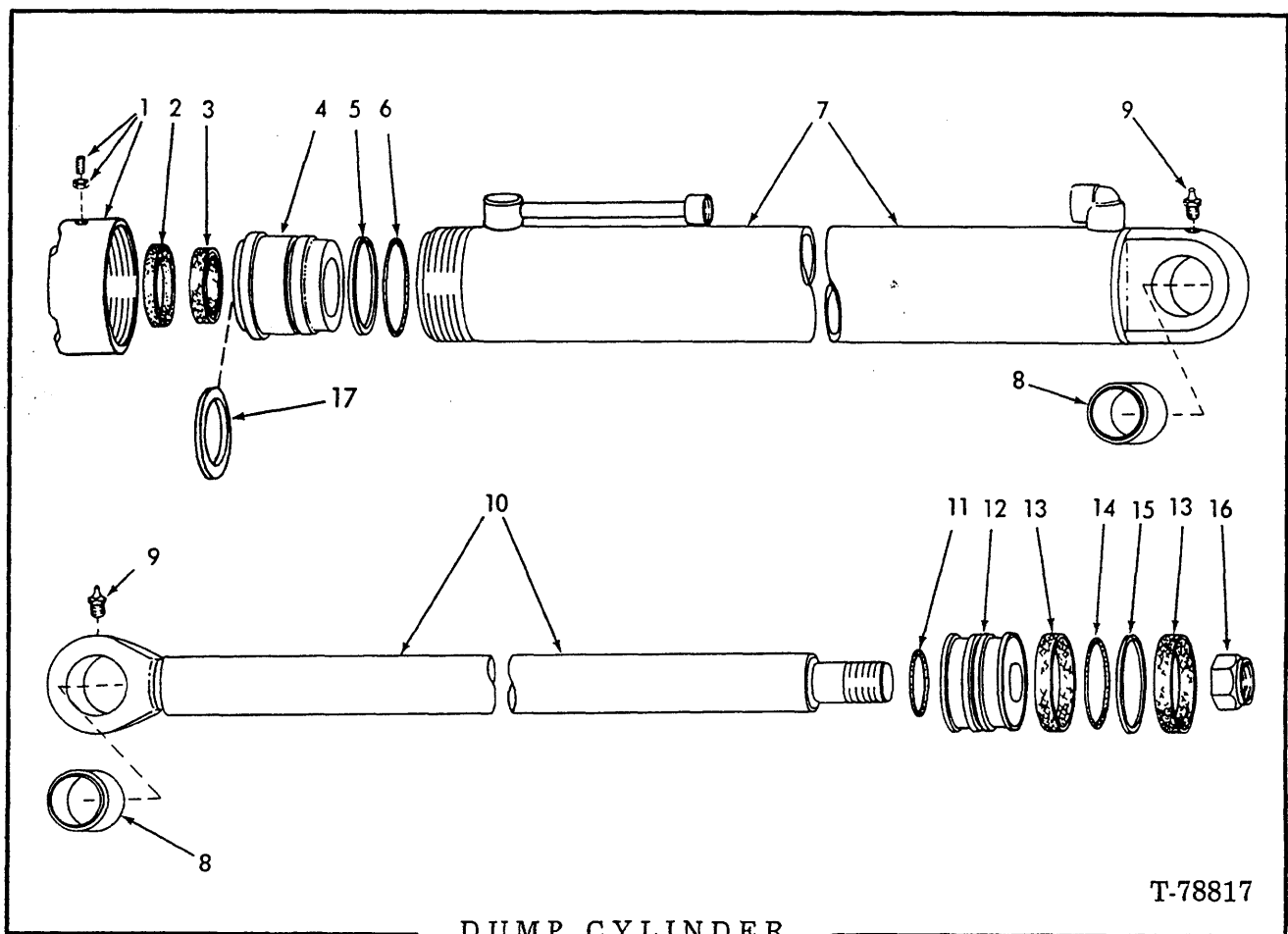
(Revised July 1980)

LIFT CYLINDER ASSEMBLY (Continued)

ITEM	PART NO.	QTY.	DESCRIPTION
12	71004100	1	BUSHING
13	70925257	1	†O-RING
14	71000999	1	PISTON
15	72018092	2	†RING, wear
16	70924187	1	†O-RING
17	72018095	1	†SEAL
18	70933136	1	NUT, 1-1/4" NF
19	71000622	-	SEAL REPAIR KIT (Includes items 2, 4, 5, 6, 13, 15, 16 and 17)
20	73069113	1	PACKING SET (Includes items 6 and 7)

†Components of item 19

(Revised January 1980)



DUMP CYLINDER

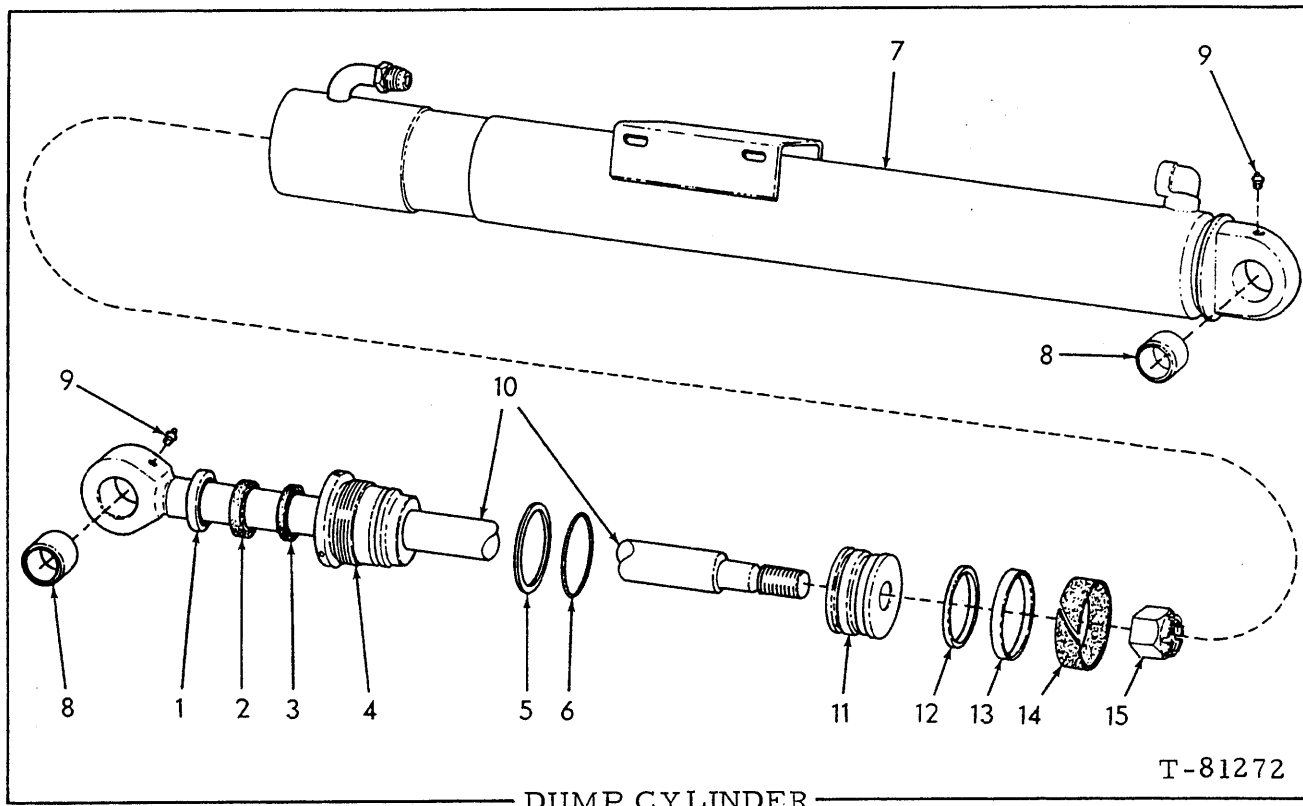
T-78817

USAGE: See page 110. Loaders prior to S/N 55S01492.

NOTE: Quantity shown is for one cylinder.

ITEM	PART NO.	QTY.	DESCRIPTION
-	73068630	2	CYLINDER ASSY. (Includes items 1 thru 16)
1	73069143	1	RING
	70912235	1	SETScrew, 1/4" NC x 1/2"
	70911325	1	NUT, jam, 1/4" NC
2	73068751	1	WIPER
3	71001083	1	SEAL
4	73068625	1	HEAD
5	73063364	1	RING, back-up
6	70924686	1	O-RING
7	71007560	1	CYLINDER TUBE ASSY. (Includes one of item 8)
8	72018402	2	BUSHING
9	70914465	2	FITTING, 1/8" NPTF
10	71015637	1	ROD ASSY. (Includes one of item 8)
11	70923577	1	O-RING
12	71004733	1	PISTON
13	72017480	2	RING, wear
14	70924770	1	O-RING
15	72017234	1	SEAL
16	73073287	1	LOCKNUT, 1-1/4" NF
17	73068624	1	RING, buffer
18	73068628	-	KIT, cylinder repair (Includes items 2, 3, 5, 6, 11, 13, 14, 15 and 17)

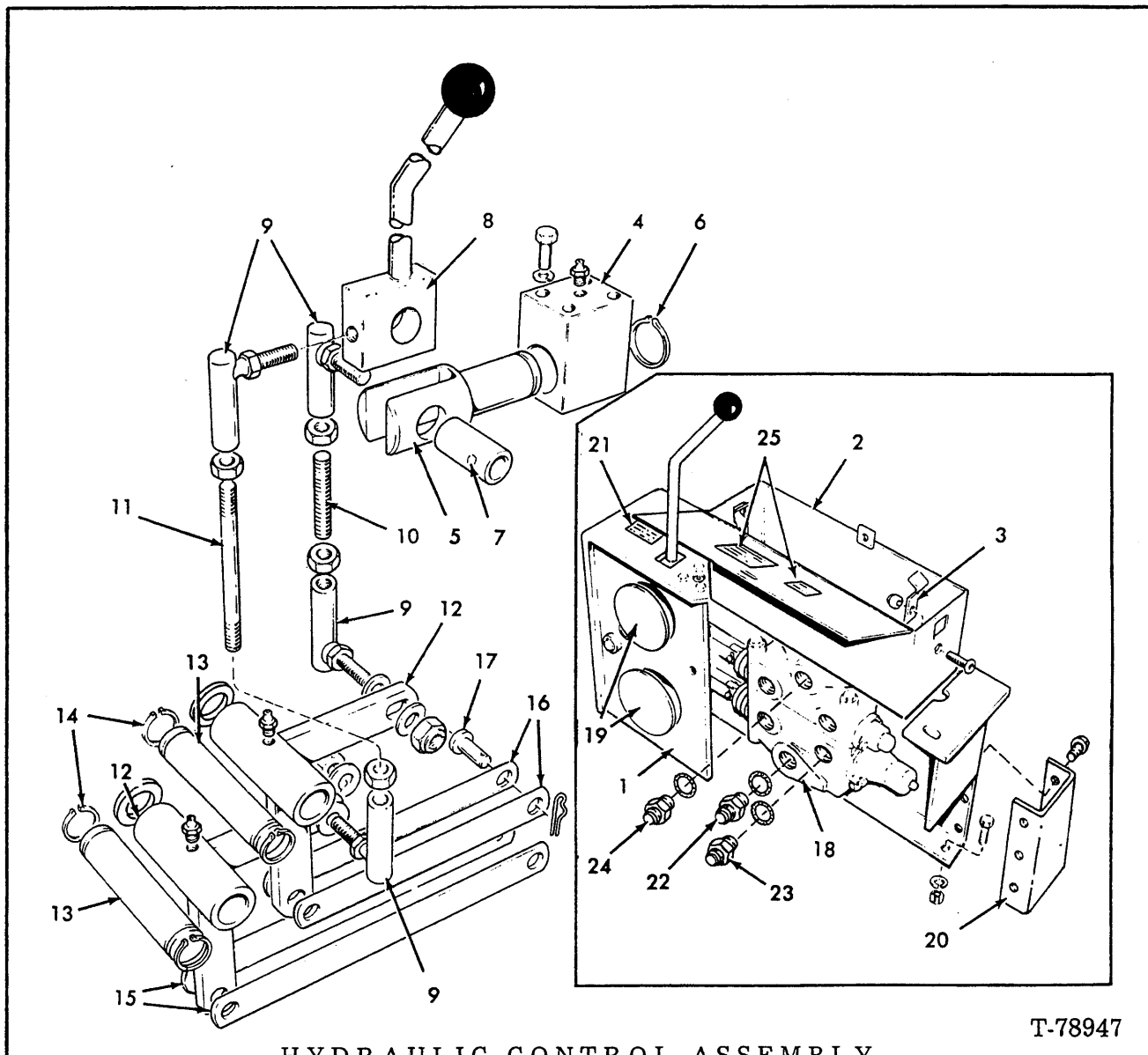
(Revised July 1980)



USAGE: See page 111A. Loader S/N 55S01492 and up.  
 NOTE: Quantity shown is for one cylinder.

ITEM	PART NO.	QTY.	DESCRIPTION
-	73069384	2	CYLINDER ASSY. (Includes items 1 thru 15, excluding item 9)
1	73055106	1	WIPER
2	73069365	1	SEAL
3	73068624	1	RING, buffer
4	73069374	1	HEAD
5	73063365	1	RING, back up
6	70924840	1	O-RING
7	73069382	1	CYLINDER TUBE ASSY. (Includes one of item 8)
8	72018402	2	BUSHING
9	70914465	2	FITTING, 1/8"NPT
10	73069372	1	ROD ASSY. (Includes item 8)
11	73058320	1	PISTON
12	70926816	1	RING, inner
13	73054150	1	RING, outer
14	73058322	1	RING, wear
15	73073451	1	NUT, lock, 1-1/8"NF
16	73069378	-	KIT, cylinder repair (Includes items 1, 2, 3, 5, 6, 12, 13 and 14)

(Added July 1980)



HYDRAULIC CONTROL ASSEMBLY

T-78947

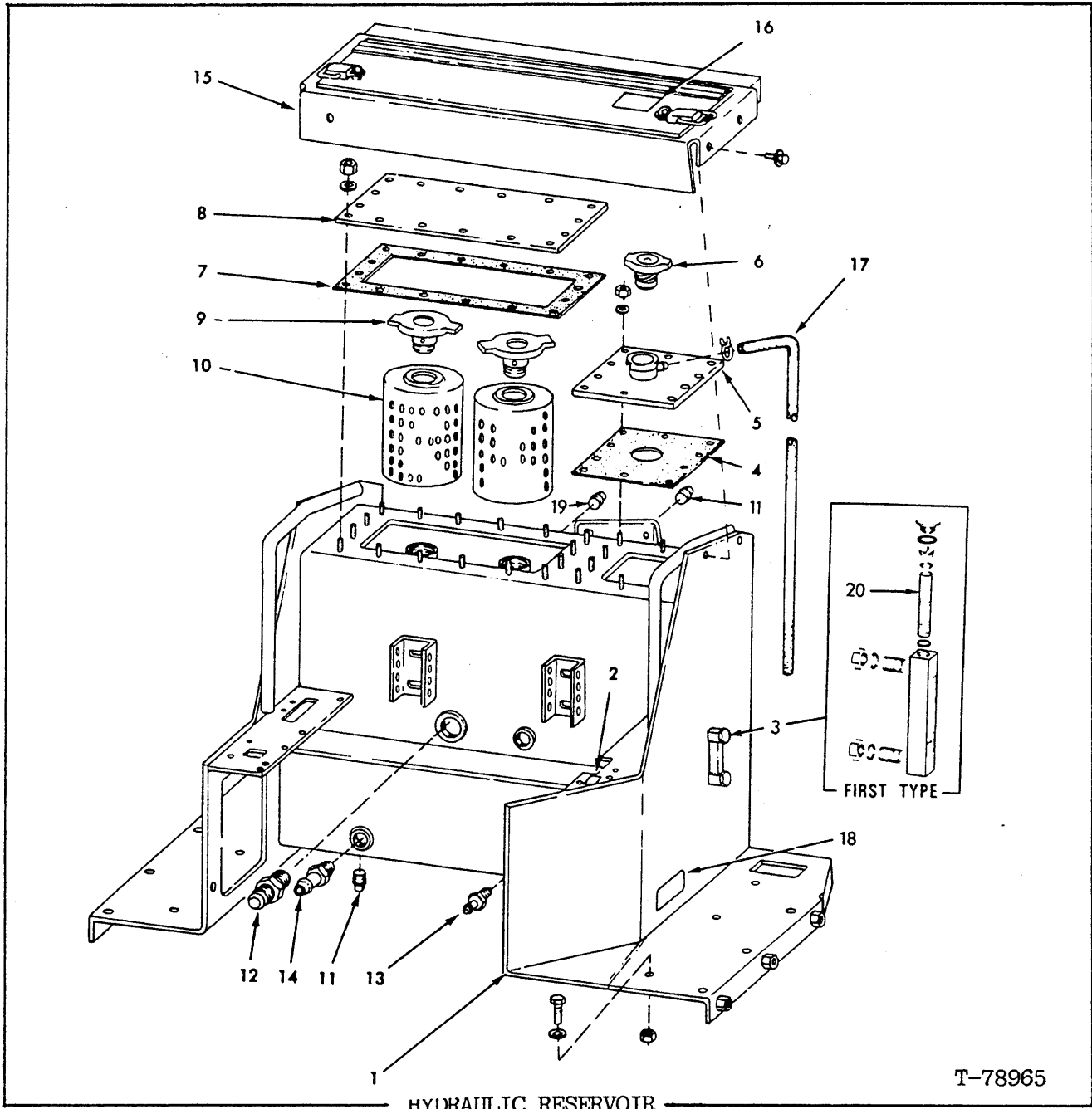
ITEM	PART NO.	QTY.	DESCRIPTION
1	71004354	1	CONSOLE ASSY.
	70915987	4	CAPSCREW, 1/2" NC x 1-1/2"
	70917379	4	WASHER, plain, 1/2"
	70915972	4	LOCKNUT, 1/2" NC
2	71004377	1	TOOLBOX ASSY.
	70920570	1	PIN
3	71004383	2	SPRING
	70921615	1	CAPSCREW, 1/4" NC x 3/4"
	70910532	1	WASHER, plain, 1/4"
	70917730	1	LOCKNUT, 1/4" NC
4	71004363	1	BLOCK
	70915408	4	CAPSCREW, 3/8" NC x 3/4"
	70910287	4	LOCKWASHER, 3/8"
	70922887	1	FITTING, lube, 1/8" st.

(Continued)



HYDRAULIC CONTROL ASSEMBLY (Continued)

ITEM	PART NO.	QTY.	DESCRIPTION
5	71004376	1	YOKE
6	70927325	1	RING, snap
7	71004364	1	PIN
8	73067167	1	LEVER ASSY.
	73001171	1	KNOB, lever
9	70925042	4	JOINT, ball
	70914487	2	LOCKNUT, 1/2" NF
	70924359	4	WASHER, plain, 1/2"
10	71004365	1	STUD, short
	70913177	2	NUT, 1/2" NF
11	71004366	1	STUD, long
	70913177	2	NUT, 1/2" NF
12	71004371	2	BELLCRANK ASSY.
	70915874	2	WASHER, plain, 25/32" (Use as required)
	70923014	2	FITTING, lube, 45°, 1/8" NPT
13	71004372	2	PIN
14	70927732	4	RING, snap
15	71004373	2	LINK
16	71004374	2	LINK
17	70917645	4	PIN, clevis
	70923086	4	PIN, retainer
18	-----	1	VALVE ASSY., hydraulic control (See page 122)
	70916310	3	CAPSCREW, 1/2" NC x 1"
	70912441	3	LOCKWASHER, 1/2"
19	70253537	2	COVER
20	71004375	1	COVER
	70927187	3	CAPSCREW, 3/8" NC x 1"
21	73067622	1	DECAL, single lever control
22	70921228	1	CONNECTOR, 1" tube, 1-5/16" str. thd. (Includes O-RING indented below)
	70921214	1	O-RING
23	70923174	4	CONNECTOR, 1" tube, 1-1/16" x 1-5/8" str. thd. (Includes O-RING indented below)
	70921214	4	O-RING
24	70922988	1	CONNECTOR, 1-1/4" tube, 1-5/16" x 1-5/8" str. thd. (Includes O-RING indented below)
	70921235	1	O-RING
25	73070500	1	DECAL, engine instruction (applied in 2 pieces)

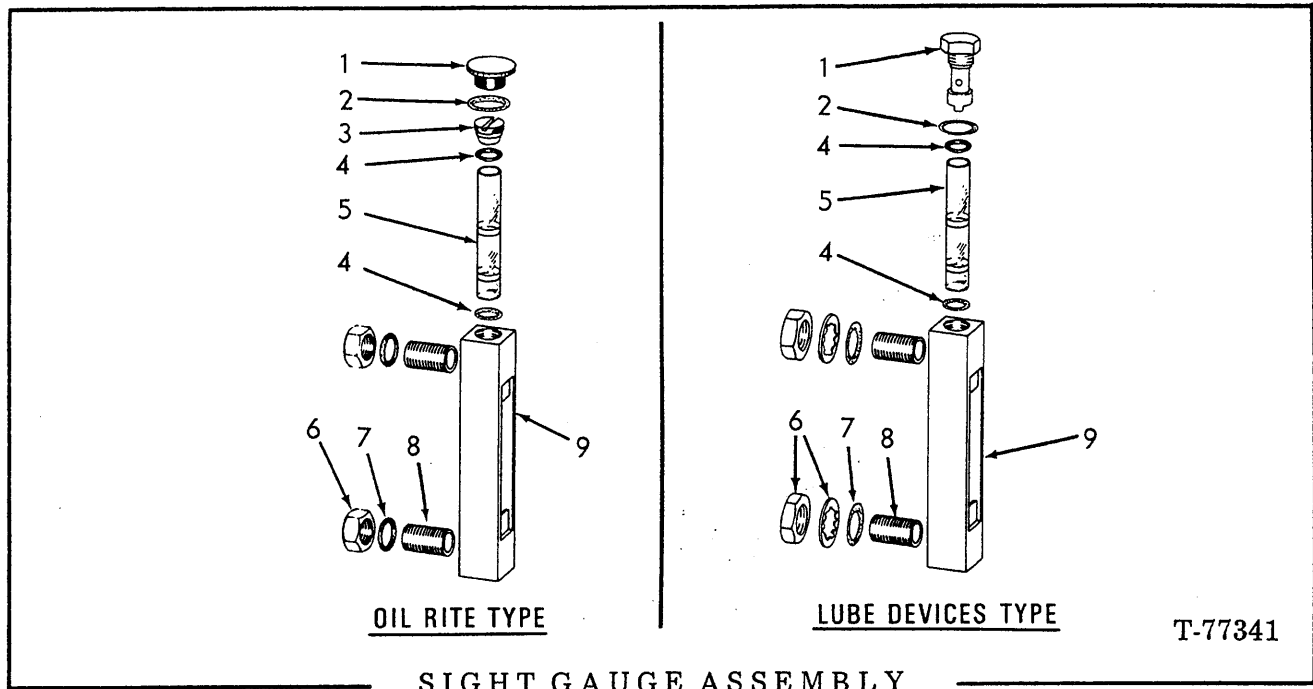


ITEM	PART NO.	QTY.	DESCRIPTION
1	73067051	1	RESERVOIR(Loader S/N 55S01001-up; also 76L01801-up, excluding 76L01895-01901
	73140948	1	RESERVOIR(Loader S/N 76L01895-01901)
	70915987	5	CAPSCREW, 1/2"NC x 1-1/2"
	70916315	1	CAPSCREW, 1/2"NC x 2-1/4"
	70917379	6	WASHER, plain
	70915972	6	LOCKNUT, 1/2"NC

(Continued)

HYDRAULIC RESERVOIR (Continued)

ITEM	PART NO.	QTY.	DESCRIPTION
2	73067606	1	STICKER, clutch cut-off
3	-----	1	GAUGE ASSY. (First type - see page 119a for parts)
	70919262	2	NUT, 1/2" NF
	70923565	2	O-RING
	70678984	1	GAUGE ASSY. (Second type. Serviced only as a unit)
	70915956	2	NUT, 1/2" NF
	70906961	2	LOCKWASHER, 1/2"
4	71004189	1	GASKET
5	71014986	1	COVER
	70910324	10	NUT, 3/8" NC
	70911115	10	WASHER, plain, 3/8"
6	71004191	1	CAP
7	71010482	1	GASKET
8	71004195	1	COVER
	70910324	16	NUT, 3/8" NC
	70911115	16	WASHER, plain, 3/8"
9	71004194	2	VALVE ASSY., relief
10	71004193	2	ELEMENT, filter
11	70905261	2	PLUG, 1/2" NPT
12	70920683	1	CONNECTOR, male
13	70925056	1	NIPPLE, hose connect
14	70926868	1	NIPPLE, hose connect
15	73066981	1	COVER, weld assy.
	70927187	4	CAPSCREW, taptite, 3/8" NC x 1"
16	73107884	1	DECAL, fluid pressure
17	71015057	1	HOSE
	73122431	1	CLAMP
18	73108820	1	DECAL, brake fluid level
19	70905262	1	PLUG, 3/4" NPT
20	73054571	1	GAUGE, glass
	70924003	1	O-RING
	70926835	2	O-RING



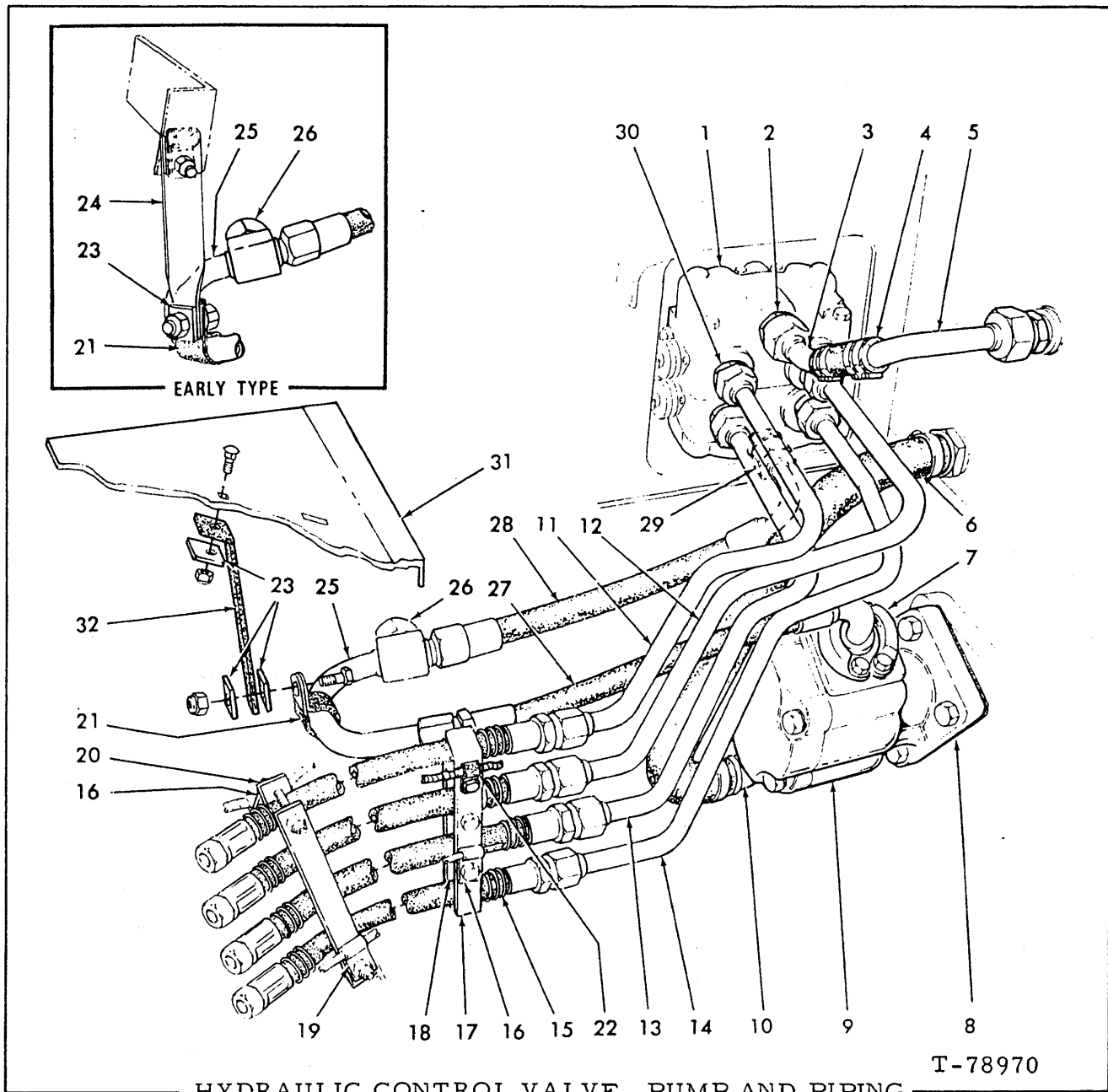
T-77341

USAGE: See page 118

ITEM	PART NO.	PART NO.	QTY.	DESCRIPTION
	<u>Oil Rite</u>	<u>Lube Devices</u>		
-	-----	-----	1	† GAUGE ASSY. (First type)
1	-----	-----	1	† CAP
2	70924003	70923560	2	O-RING (Quantity 1 used with Oil Rite Type)
3	-----	-----	1	† CAP
4	70926835	73061913	2	O-RING
5	73054571	73061912	1	GAUGE
6	70919262	70919262	2	NUT, 1/2" NF
	-----	70909589	2	LOCKWASHER, 1/2"
7	70923565	70923645	2	O-RING
8	-----	-----	2	† STUD
9	-----	-----	1	† BODY

† Order second type gauge page 119

(Added July 1980)



HYDRAULIC CONTROL VALVE, PUMP AND PIPING

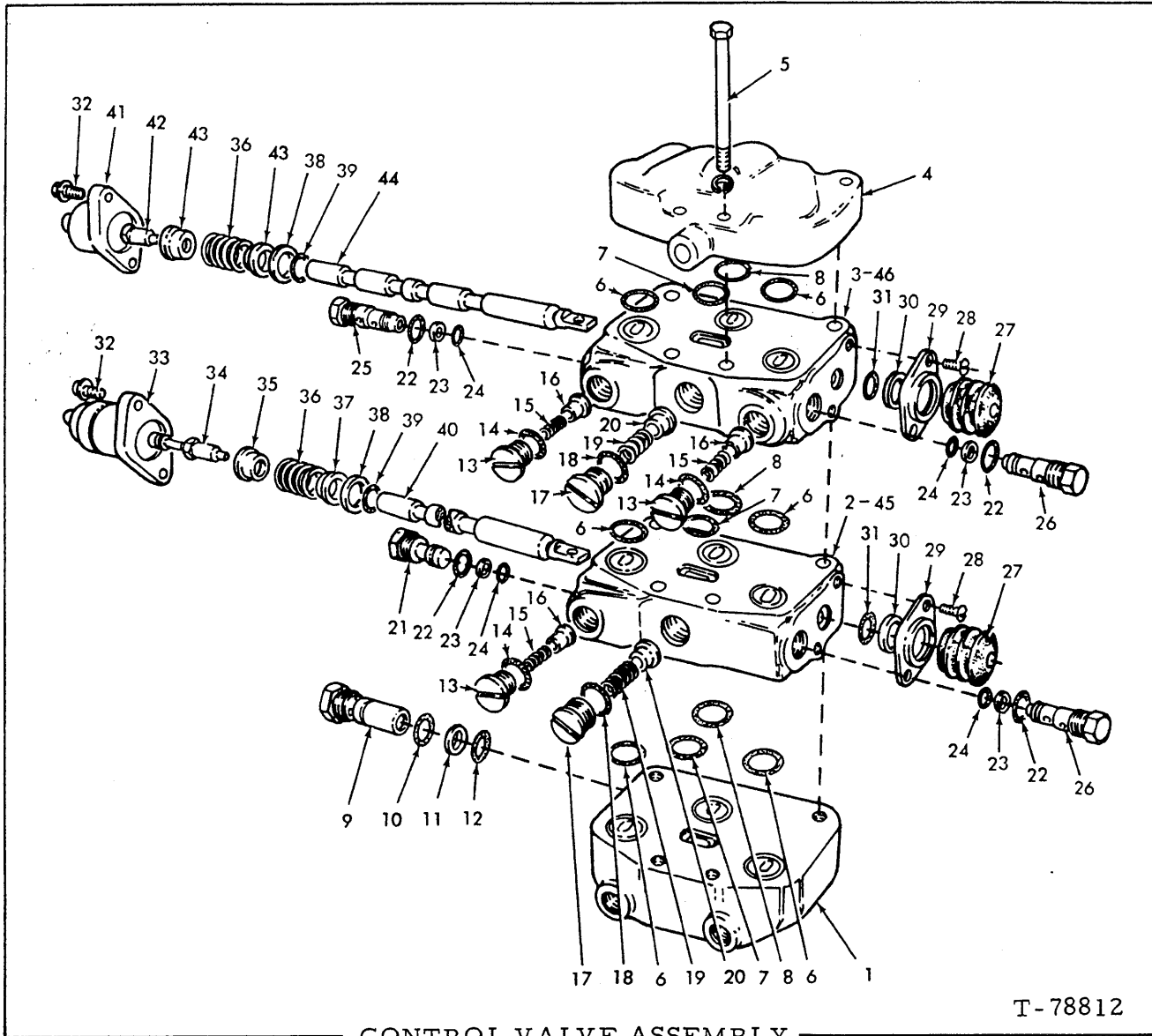
T-78970

ITEM	PART NO.	QTY.	DESCRIPTION
1	71104269	1	VALVE ASSY., control (See page 122)
2	70922988	1	CONNECTOR, 1-1/4" tube x 1-5/16" x 1-5/8" str.thd. (Includes O-Ring indented below)
	70921235	1	O-RING
3	73067472	1	TUBE ASSY.
4	73045016	1	HOSE
	70924132	4	CLAMP
5	73067103	1	TUBE ASSY.
6	71004703	1	HOSE
	70924132	2	CLAMP

(Continued)

HYDRAULIC CONTROL VALVE, PUMP AND PIPING (Continued)

ITEM	PART NO.	QTY.	DESCRIPTION
7	70921116	2	FLANGE, split, 1"(top port)
	70924200	1	O-RING
	70916272	4	CAPSCREW, 3/8"NC x 1-1/4"
	70910287	4	LOCKWASHER, 3/8"
	70921117	2	FLANGE, split, 1-1/4" (bottom port)
	70923664	1	O-RING
	70916191	4	CAPSCREW, 7/16"NC x 1-1/2"
	70914678	4	LOCKWASHER, 7/16"
8	73058299	1	GASKET
9	71004221	1	PUMP ASSY., hydraulic (See page 124 for components)
	70918683	4	CAPSCREW, 1/2"NC x 1-1/8"
10	70926872	1	HOSE
11	71004274	1	TUBE ASSY., dump cylinder rod
12	71004275	1	TUBE ASSY., dump cylinder base
13	71004276	1	TUBE ASSY., lift cylinder base
14	71004277	1	TUBE ASSY., lift cylinder rod
15	71004295	4	HOSE ASSY.
16	70925617	2	CLAMP, brake hose
17	71004639	1	BRACKET
18	72004640	1	BRACKET
	70921973	3	CAPSCREW, 3/8"NC x 2-3/4"
	70919439	3	LOCKNUT, 3/8"NC
	70917421	1	NUT, jam, 3/8"NC
19	70928654	1	CLAMP
	70911115	1	WASHER
20	71004306	2	BRACKET
	70912069	2	CAPSCREW, 3/8"NC x 2-1/2"
	70919439	2	LOCKNUT, lock, 3/8"NC
21	70926867	1	CLAMP (Used with early or late type hanger)
22	70925617	1	CLAMP
23	71005208	3	CLAMP, re-inforce
	70915987	2	CAPSCREW, 1/2"NC x 1-1/2" (1 less with late type hanger)
24	71005207	1	HANGER (early type)
25	71004273	1	TUBE ASSY.
26	70921244	1	CAP, 3/4" (pressure test port)
27	71004223	1	HOSE ASSY., pressure (Serviced only as a unit)
28	71005247	1	HOSE ASSY. (Serviced only as a unit)
29	70921228	1	CONNECTOR, 1" tube x 1-5/16" str. thd. (Includes O-Ring indented below)
	70921214	1	O-RING
30	70923174	4	CONNECTOR, 1" tube x 1-1/16" x 1-3/16" (Includes O-Ring indented below)
	70921235	4	O-RING
31	-----	-	FLOOR PLATE
32	73074879	1	HANGER (late type)
	70931365	1	BOLT, carriage, 1/2"NC x 1-1/2"



USAGE: See page 120

NOTE: See page 179 for three spool valve assy.

ITEM	PART NO.	QTY.	DESCRIPTION
-	71004269	1	VALVE ASSY. (Includes items 1 thru 46)(Loaders prior to S/N 55S01492)
-	73074348	1	VALVE ASSY. (Includes items 1 thru 46)(Loaders S/N 55S01492 and up; also for prior units if modified to Late Design)
1	71000760	1	PLATE, port
2	-----	1	BODY (Order item 45)
3	-----	1	BODY (Order item 46)
4	71000811	1	PLATE, end
5	71000204	4	BOLT
	70910287	4	LOCKWASHER, 3/8"
6	70923989	6	O-RING
7	73066846	3	O-RING
8	70924137	3	O-RING

(Continued)

(Revised July 1980)

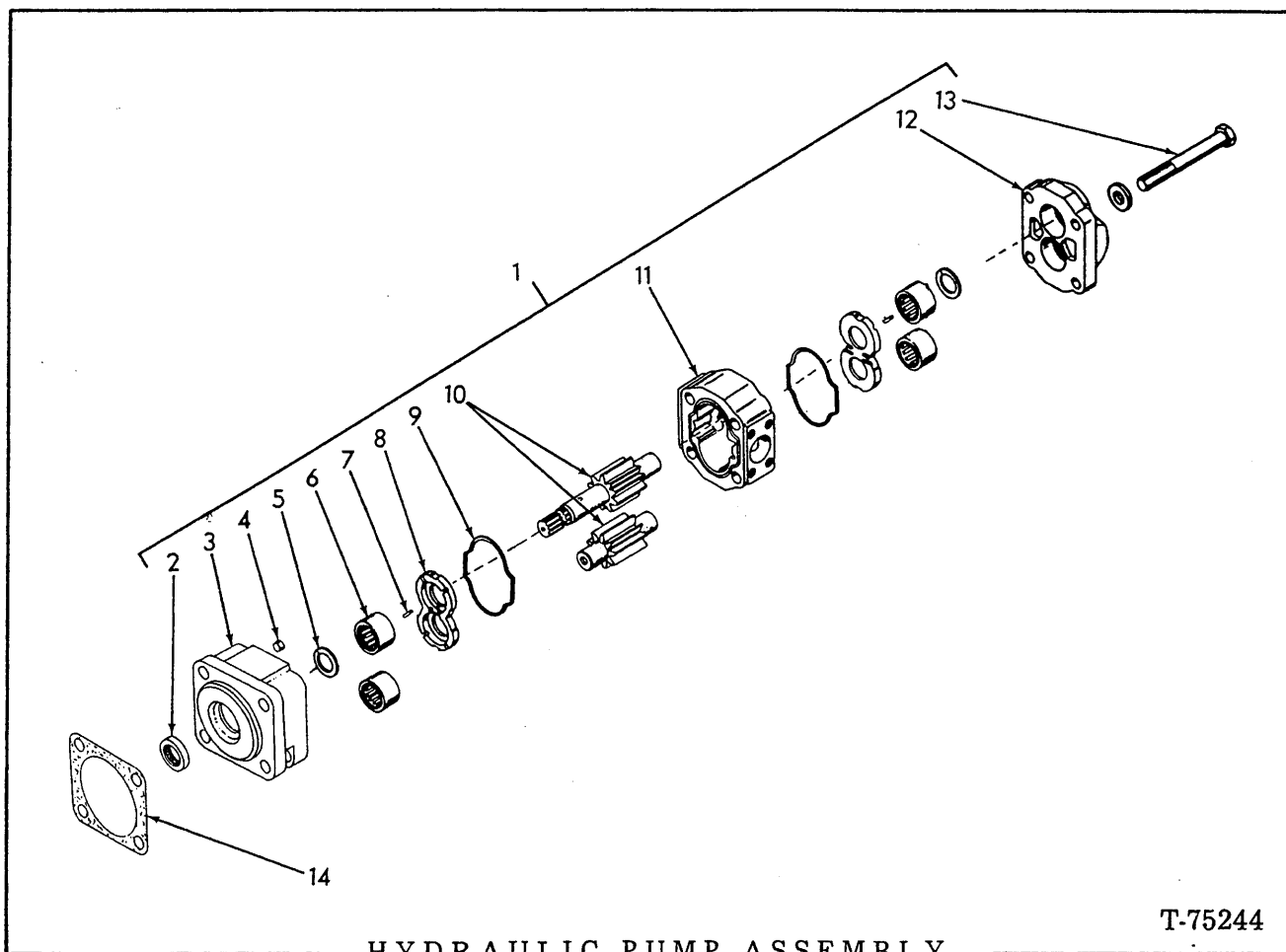
CONTROL VALVE ASSEMBLY (Continued)

ITEM	PART NO.	QTY.	DESCRIPTION
9	72017738	1	VALVE ASSY., relief (2250 p.s.i.)(Includes item 10) (For VALVE ASSY. 71004269)
	73075364	1	VALVE ASSY., relief (2125 p.s.i.)(Includes item 10) (For VALVE ASSY. 73074348 and 73074349)
10	70923566	1	O-RING
11	70926612	1	RING
12	70923988	1	O-RING
13	74996409	3	PLUG ASSY. (Includes item 14)
14	70924937	3	O-RING
15	74996404	3	SPRING
16	71000818	3	PLUNGER
17	71013268	2	PLUG ASSY. (Includes item 18)
18	70924774	2	O-RING
19	71000764	2	SPRING
20	71000765	2	PLUNGER
21	71000759	1	PLUG ASSY. (Includes item 22, 23 and 24)
22	70923849	4	O-RING
23	73066847	4	WASHER
24	70923376	4	O-RING
25	71001612	1	VALVE ASSY. } Includes items 22, 23 and 24
26	71001613	2	VALVE ASSY. }
27	71001584	2	SEAL
28	70932586	4	SCREW
29	71001583	2	RETAINER
30	71001585	2	WASHER
31	71000751	2	O-RING
32	71000767	4	*CAPSCREW
33	71000763	1	*CAP ASSY.
34	71001565	1	*SCREW
35	71000257	1	*WASHER
36	71000249	2	SPRING
37	71000259	1	*WASHER
38	71000762	2	RETAINER
39	70927904	2	O-RING
40	-----	1	SPOOL, float (Order item 45)
41	71000817	1	CAP ASSY.
42	70349937	1	SCREW
43	71000761	2	WASHER
44	-----	1	SPOOL (Order item 46)
45	71001896	1	VALVE ASSY., section (Includes 1 each item 2, 13 thru 20, 27 thru 31, 34, 37 thru 40 and 2 item 32)
46	71001734	1	VALVE ASSY., section (Includes 1 each item 3, 14, 17 thru 20, 27, 29, 30, 31, 36, 38, 39, 41, 42, 44 and 2 each items 13, 15, 16, 28, 32 and 43)
47	71001627	1	REPAIR KIT (For item 45)(Includes item 10, 2 each items 31 and 39 and 3 each items 14, 22 and 24)
48	71000819	1	REPAIR KIT (For item 46)(Includes 1 each item 18, 31 and 39 and 2 each item 14, 22, 23 and 24)
49	72018012	1	REPAIR KIT (Includes items 10, 11 and 12)
50	71001603	1	REPAIR KIT (Includes items 6, 7 and 8)
51	71001611	1	REPAIR KIT (Includes items 47 thru 50)
52	73070334	1	REPAIR KIT (Includes items 47 thru 49 and 73070304 and 73070305 from page 180B)

\*See page 124A for automatic bucket leveler parts.

(Revised July 1980)



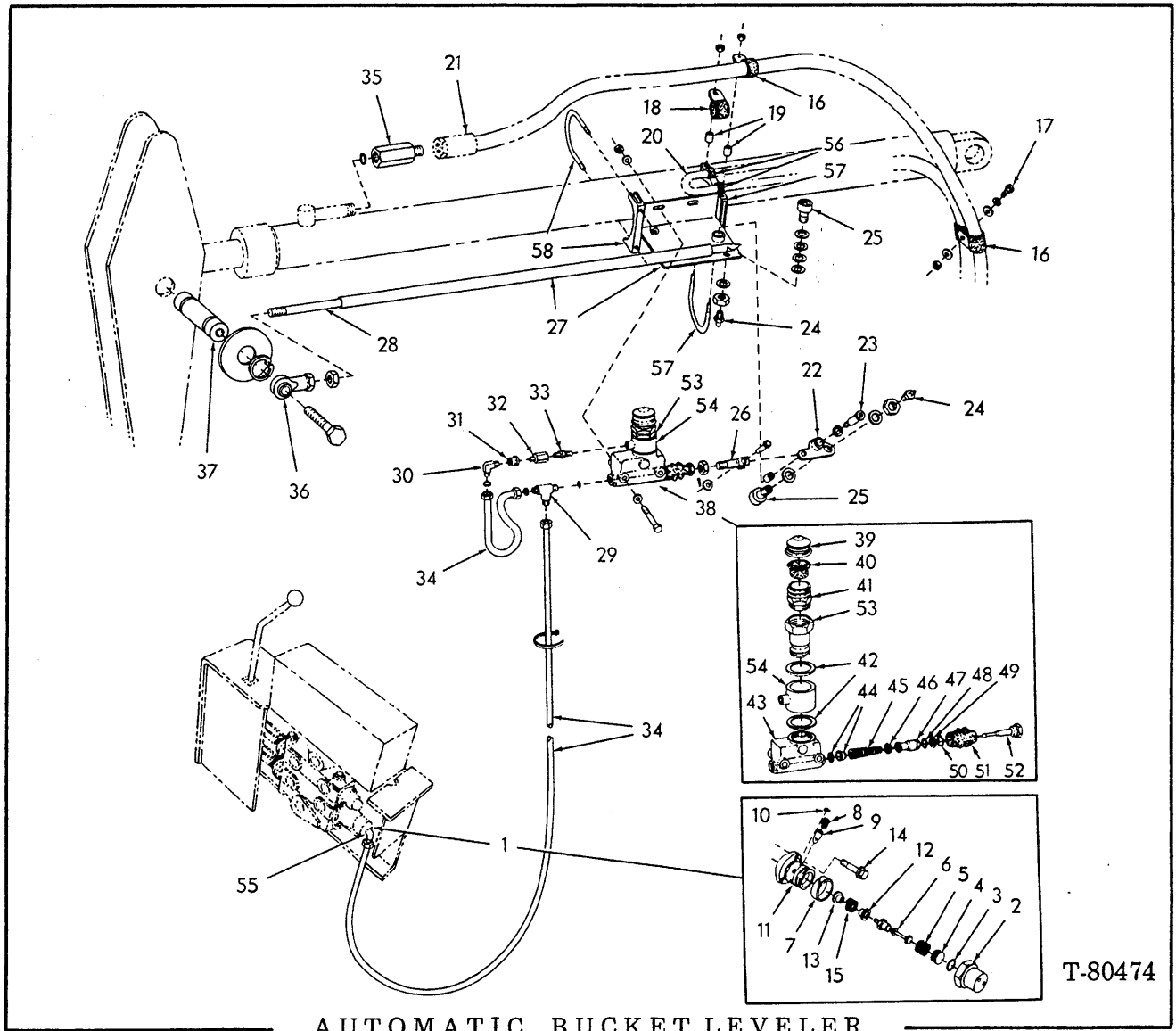


HYDRAULIC PUMP ASSEMBLY

T-75244

USAGE: See page 121.

ITEM	PART NO.	QTY	DESCRIPTION
1	71004221	1	PUMP ASSY. (Includes items 2 thru 13)
2	73045975	1	SEAL
3	71004594	1	COVER
4	-----	1	PLUG (not serviced)
5	73056793	1	KIT (Includes 2 seals)
6	73045977	4	BEARING
7	73044040	12	SEAL, pocket
8	73064956	2	PLATE, thrust
9	70926813	2	SEAL
10	71004955	1	GEAR SET (Consists of 2 matched gears)
11	73045972	1	HOUSING
12	73066895	1	COVER
13	70915919	4	CAPSCREW, 5/8" NC x 4-3/4"
	70659494	4	WASHER
14	73058299	1	GASKET



**AUTOMATIC BUCKET LEVELER**

USAGE: Special Equipment. Loaders prior to S/N 55S01492. See page 124D if units have been modified to Late Design.

ITEM	PART NO.	QTY.	DESCRIPTION
1	73069112	1	DETENT ASSY. (includes 2 thru 15 and instruction sheet)
2	-----	1	CAP (order item 1)
	70910231	1	PLUG, hex. skt., 1/8" pipe
3	70923947	1	O-RING (1.049" I. D.)
4	-----	1	PISTON (order item 1)
5	71015709	1	SPRING
6	71015714	1	SCREW
7	71015706	1	SLEEVE
8	71015705	4	SPRING
9	70349919	4	PAWL
10	-----	1	PLUG
11	-----	1	CAP
12	71015713	1	WASHER (.510" dia. hole)
13	71000814	1	WASHER (.385" dia. hole)

} order item 1

(Continued)

AUTOMATIC BUCKET LEVELER (Continued)

ITEM	PART NO.	QTY.	DESCRIPTION
14	71000767	2	CAPSCREW
15	71000249	1	SPRING
16	70927201	5	CLAMP
17	70915408	2	CAPSCREW, 3/8" NC x 3/4"
	70910287	2	LOCKWASHER, 3/8"
	70911115	4	WASHER, plain, 3/8"
	70915891	2	NUT, 3/8" NC
18	70926049	1	CLAMP
19	71004498	2	SPACER
20	-----	1	TUBE ASSY. } see page 110
21	-----	1	HOSE ASSY. }
22	71015591	1	LEVER ASSY. (includes BUSHING indented below)
	70928434	1	BUSHING
	70917646	1	PIN, clevis
	70910244	1	WASHER, plain, 1/2"
	70918448	1	PIN, cotter, 3/32" x 1"
23	73059213	1	BOLT
24	70917200	2	FITTING, lube, 3/16"
	70912298	2	WASHER, plain, 7/16"
	70911042	2	NUT, 7/16" NF
25	70684010	2	CAM, follower
	70912298	4	WASHER, plain, 7/16"
26	71015592	1	YOKE
	70912772	1	NUT, 3/8" NC
27	73069829	1	BRACKET, weld assy. (includes item 57 and 58)
28	73068912	1	ROD (First type - 42" long)
29	73069833	1	ROD (Second type - 39" long)
	70933271	1	TEE, male, 1/4" tube (includes NUT & SLEEVE indented below)
	70930350	2	SLEEVE, 1/4" tube
	70930351	2	NUT, 1/4" tube
30	70928923	1	ELBOW, male, 1/4" tube (includes NUT & SLEEVE indented below)
	70930350	1	SLEEVE, 1/4" tube
	70930351	1	NUT, 1/4" tube
31	70933272	1	COUPLING, pipe, 1/4" x 3/8"
32	73068306	1	VALVE, relief (serviced only as a unit)
33	70920556	1	NIPPLE, pipe, 1/4" x 3/8"
34	73067681	-	TUBE, nylon (50' length - use as required)
	70925094	10	TIE
35	73069846	2	CONNECTOR
	70921205	2	O-RING (.755" I. D.)
36	73018142	1	BEARING
	70921535	1	CAPSCREW, 5/8" NC x 1-3/4"
	70918808	1	WASHER, 5/8"
	70906907	1	NUT, jam, 5/8" NF
37	73068911	1	PIN
	70913743	2	WASHER, 1-17/32"
	70928179	2	RING, snap

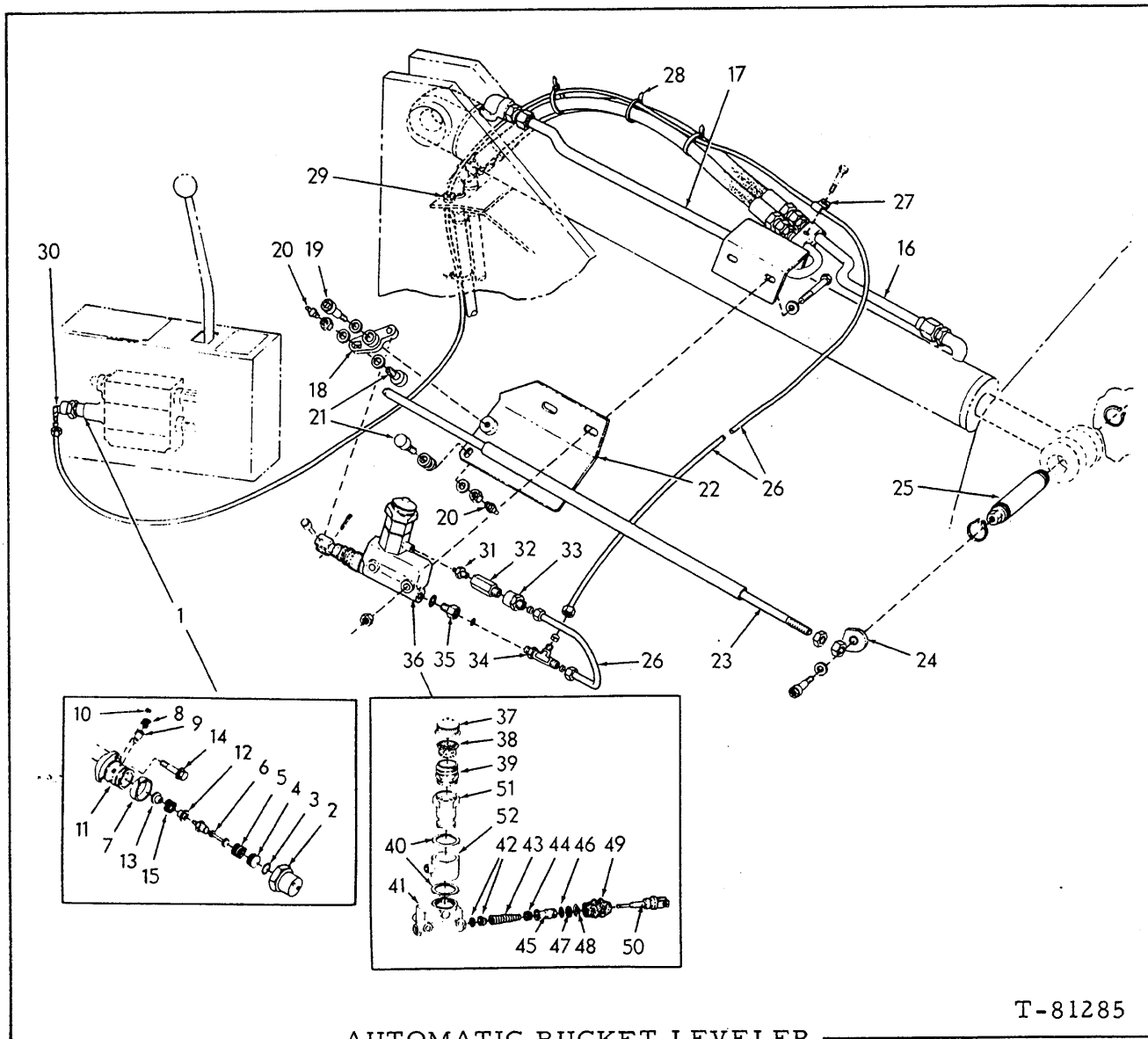
(Continued)

AUTOMATIC BUCKET LEVELER (Continued)

ITEM	PART NO.	QTY.	DESCRIPTION
38	73076582	1	CYLINDER ASSY. (includes items 39 thru 52)
	70919227	2	CAPSCREW, 3/8" NC x 3-1/4"
	70911115	2	WASHER, 3/8"
	70915891	2	NUT, 3/8" NC
39	73058984	1	CAP
40	73058983	1	DIAPHRAGM
41	73058982	1	ADAPTER
42	73134590	2	GASKET (qty. 1 supplied with item 38)
43	-----	1	HOUSING (order item 38)
44	-----	1	† VALVE ASSY.
45	73058974	1	SPRING
46	73058975	1	† CUP
47	-----	1	† PISTON
48	70929194	1	† O-RING
49	-----	1	† PLATE
50	73058978	1	† LOCKWIRE
51	73076584	1	† BOOT
52	73059079	1	ROD
53	73068305	1	SLEEVE
54	73068303	1	SPACER, weld assy.
55	70933270	1	ELBOW, 1/4" tube (includes NUT & SLEEVE)
56	70243532	2	CUSHION
57	71004603	1	CLAMP ASSY. (requires welding)
58	-----	1	CLAMP ASSY. (not serviced)
59	73076583	1	KIT, cylinder repair

† included with item 59

(Revised January 1984)



T-81285

AUTOMATIC BUCKET LEVELER

USAGE: Special equipment. Loaders S/N 55S-01492 and up; also Loaders prior to S/N 55S-01492 if modified to Late Design

ITEM	PART NO.	QTY.	DESCRIPTION
1	73069112	1	DETENT ASSY. (Includes 2 thru 15 and instruction sheet)
2	-----	1	CAP (Order item 1)
	70910231	1	PLUG, hex. skt., 1/8" pipe
3	70923958	1	O-RING (1.049" I.D.)
4	-----	1	PISTON (Order item 1)
5	71015709	1	SPRING
6	71015714	1	SCREW
7	71015706	1	SLEEVE
8	71015705	4	SPRING
9	70349919	4	PAWL
10	-----	1	PLUG } Order item 1
11	-----	1	CAP }
12	71015713	1	WASHER (.510" dia. hole)

(Continued)

(Revised January 1984)

AUTOMATIC BUCKET LEVELER (Continued)

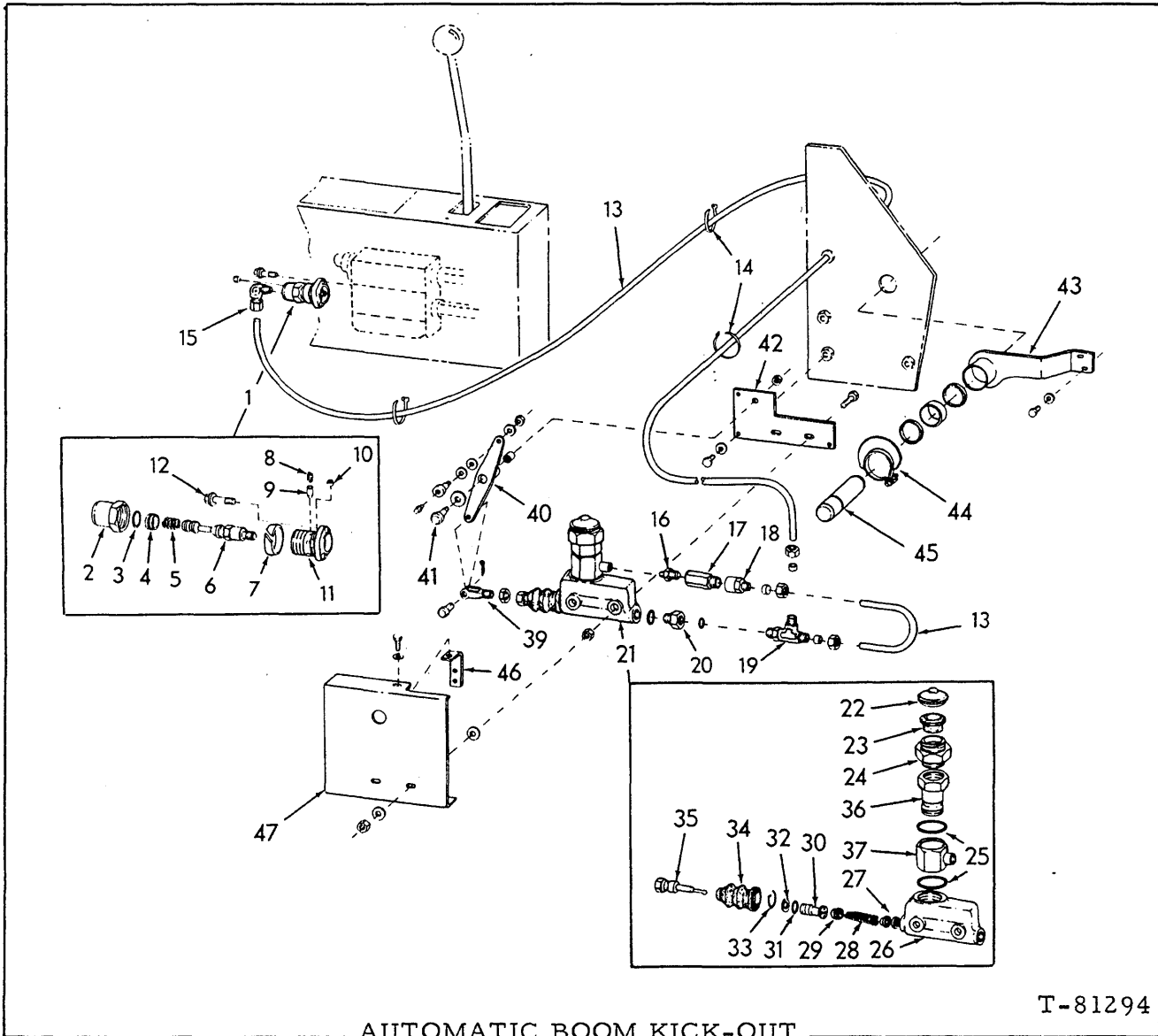
ITEM	PART NO.	QTY.	DESCRIPTION
13	71000814	1	WASHER (.385" dia. hole)
14	71000767	2	CAPSCREW
15	71000249	1	SPRING
16	-----	1	TUBE ASSY. (See page 111A)
17	-----	1	TUBE ASSY. (See page 111A)
18	73057548	1	BELL CRANK
	70928434	1	BEARING
	70916584	1	PIN, clevis
	70900806	1	PIN, cotter
19	73059213	1	BOLT
	70910244	1	WASHER, plain, SAE std., 1/2"
20	70917200	2	FITTING, lube, 3/16"
	70912298	1	WASHER
	70911042	2	NUT, 7/16"NF
21	70684010	2	CAM, follower
	70912298	6	WASHER
22	73071425	1	BRACKET, Weld Assy.
23	73071444	1	ROD
24	73071453	1	BRACKET ASSY.
	70928872	1	BOLT, shoulder
	70677008	1	WASHER
	70933034	1	NUT, jam, 5/8"NF
25	73072156	1	PIN
	70928179	2	RING, snap
26	73069953	-	TUBE, Nylon (50' length, use as required)
27	70926917	1	CLAMP
28	70925094	12	TIE
29	70923510	1	GROMMET
30	70934690	1	ELBOW
31	70920556	1	NIPPLE
32	73068306	1	VALVE, relief (Serviced only as a unit)
33	70934691	1	CONNECTOR, female
34	70934692	1	TEE, male
	70934721	1	O-RING
35	70934689	1	REDUCER
36	73076581	1	CYLINDER ASSY. (Includes items 37 thru 50)
	70924843	2	CAPSCREW, 3/8"NF x 3-1/2"
	70677006	2	WASHER
	70933623	2	NUT, 3/8"NF
37	73058984	1	CAP
38	73058983	1	DIAPHRAGM
39	73058982	1	ADAPTER
40	73134590	2	GASKET (Qty. 1 supplied with item 36)
41	-----	1	HOUSING (Order item 36)
42	-----	1	<input type="checkbox"/> VALVE ASSY.
43	73058974	1	SPRING
44	73058975	1	<input type="checkbox"/> CUP
45	-----	1	<input type="checkbox"/> PISTON
46	70929194	1	<input type="checkbox"/> O-RING
47	-----	1	<input type="checkbox"/> PLATE
48	73058978	1	<input type="checkbox"/> LOCKWIRE
49	73076584	1	<input type="checkbox"/> BOOT

(Continued)

AUTOMATIC BUCKET LEVELER (Continued)

ITEM	PART NO.	QTY.	DESCRIPTION
50	73058980	1	ROD
51	73068305	1	SLEEVE
52	73068303	1	SPACER
53	73076583	1	KIT, cylinder repair
			<input type="checkbox"/> Components of item 53

(Revised October 1980)



AUTOMATIC BOOM KICK-OUT

USAGE: Special equipment

ITEM	PART NO.	QTY.	DESCRIPTION
1	73070173	1	DETENT ASSY. (Includes 2 thru 12 and instruction sheet)
2	-----	1	CAP (Order item 1)
3	70910231	1	PLUG, hex. skt., 1/8" pipe
4	70923958	1	O-RING (1.049" I.D.)
5	-----	1	PISTON (Order item 1)
6	71015709	1	SPRING
7	73074065	1	SCREW
8	71015706	1	SLEEVE
9	71015705	4	SPRING
10	70349919	4	PAWL
11	-----	1	PLUG } Order item 1
12	-----	1	CAP } Order item 1
	71000767	2	CAPSCREW

(Continued)



AUTOMATIC BOOM KICK-OUT (Continued)

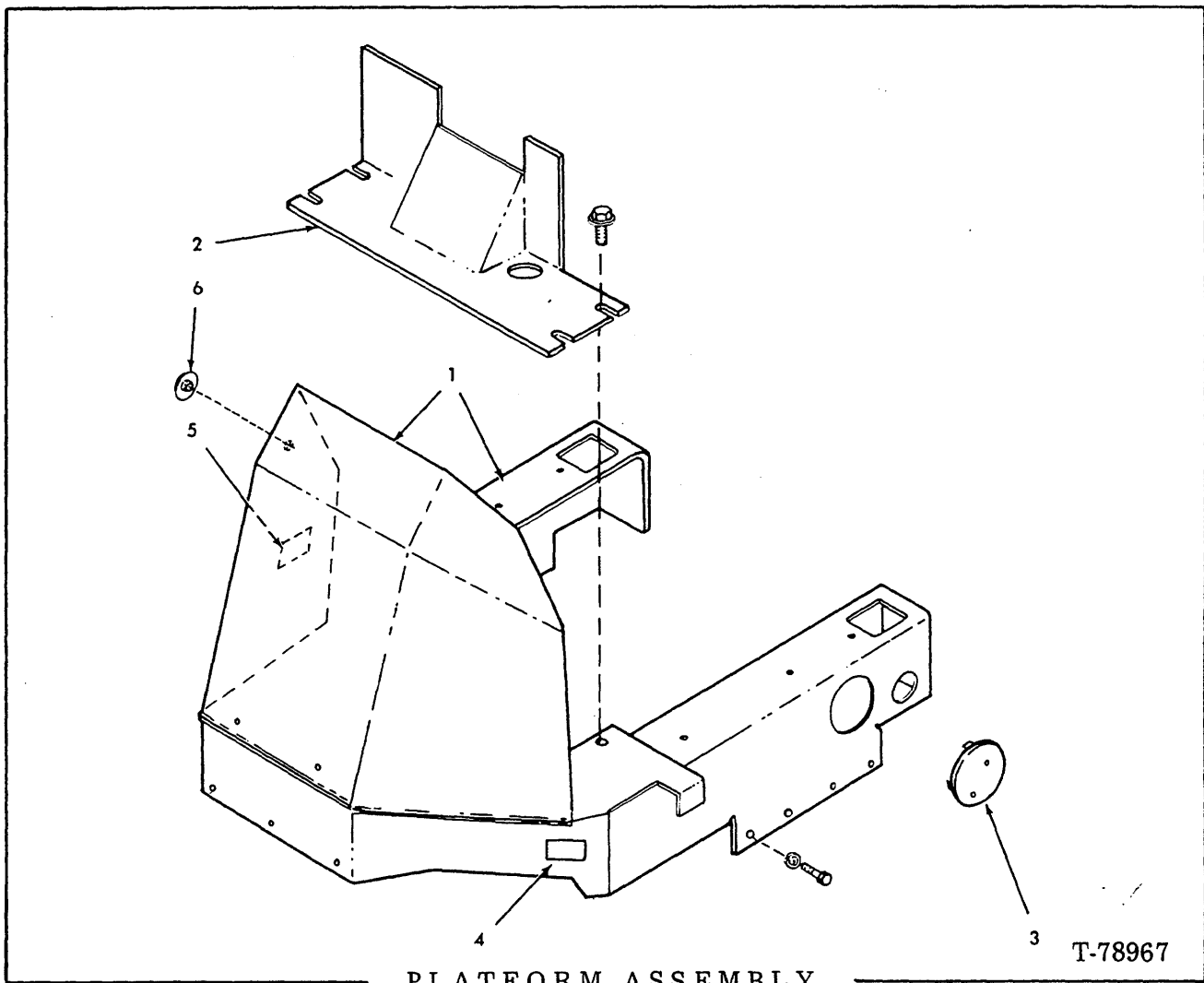
ITEM	PART NO.	QTY.	DESCRIPTION
13	73069953	-	TUBE, Nylon (50' length, use as required)
14	70925094	10	TIE
15	70934690	1	ELBOW
16	70920556	1	NIPPLE
17	73068306	1	VALVE, relief (Serviced only as a unit)
18	70934691	1	CONNECTOR, female
19	70934692	1	TEE, male
	70934721	1	O-RING
20	70934689	1	REDUCER (Includes O-Ring)
	70921883	1	O-RING
21	73076582	1	CYLINDER ASSY. (Includes items 22 thru 35)
	70924843	2	CAPSCREW, 3/8"NF x 3-1/2"
	70915891	2	NUT, 3/8"NF
22	73058984	1	CAP
23	73058983	1	DIAPHRAGM
24	73058982	1	ADAPTER
25	73058981	2	GASKET (Qty. 1 supplied with item 21)
26	-----	1	HOUSING (Order item 21)
27	-----	1	□ VALVE ASSY.
28	73058974	1	SPRING
29	73058975	1	□ CUP
30	-----	1	□ PISTON
31	70929194	1	□ O-RING
32	-----	1	□ PLATE
33	73058978	1	□ LOCKWIRE
34	73076584	1	□ BOOT
35	73059079	1	ROD
36	73068305	1	SLEEVE
37	73068303	1	SPACER
38	73076583	1	KIT, cylinder repair
39	71015592	1	YOKE
	70912772	1	NUT, jam, 3/8"NC
	70078810	1	PIN, clevis
	70918448	1	PIN, cotter
40	73070160	1	LEVER ASSY.
	70933433	1	BEARING
	70684010	1	CAM, follower
	70911042	1	NUT, 7/16"NF
	70912298	3	WASHER
	70917200	1	FITTING, lube, 3/16"
41	70929173	1	BOLT, shoulder
	70911100	1	WASHER
	70910510	1	NUT, jam, 1/2"NC
42	73070174	1	PLATE
	70921076	3	CAPSCREW, 3/8"NC x 1-1/4"
	70677006	3	WASHER
43	73070164	1	BAR ASSY.
	73070175	1	BUSHING
	73069573	2	SEAL
	70927173	2	CAPSCREW, 3/8"NC x 1-1/8"
	70677006	2	WASHER

(Continued)

AUTOMATIC BOOM KICK-OUT (Continued)

ITEM	PART NO.	QTY.	DESCRIPTION
44	73070168	1	CLAMP ASSY. (Boom kick-out adjustment)(Includes Capscrew)
45	73070171	1	PIN, lift arm
	70911100	1	WASHER
46	73070172	1	PLATE
47	73070159	1	COVER
	70911115	4	WASHER
	70933623	2	NUT, 3/8"NC
	70677006	1	WASHER
	70921076	1	CAPSCREW, 3/8"NC x 1-1/4"

□Components of item 38

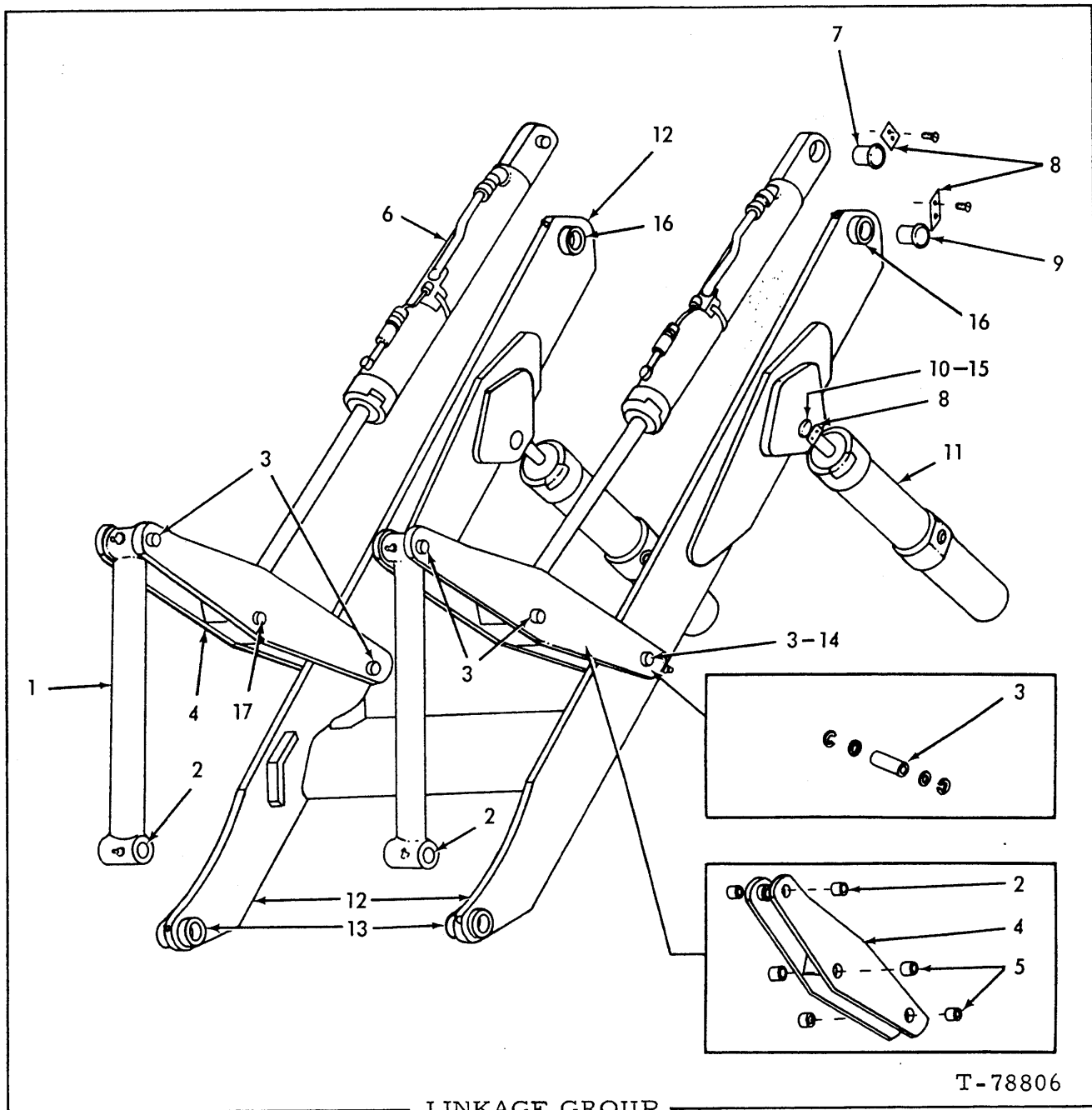


PLATFORM ASSEMBLY

T-78967

ITEM	PART NO.	QTY.	DESCRIPTION
1	73067032	1	PLATFORM, weld assy.
	70920583	8	CAPSCREW, 1/2" NC x 1-1/2"
	70677008	8	WASHER, 1/2"
2	73067128	1	PLATE, weld assy.
	70927187	4	CAPSCREW, 3/8" NC x 1"
3	70253537	2	COVER ASSY. (Serviced only as a unit)
4	73107897	1	DECAL, warning
	73058036	1	DECAL, circuit breaker
	73067712	1	DECAL, patent
5	73107895	1	DECAL, warning
	73107895	1	DECAL, warning
6	73068389	6	PLUG

} Located on inside of R.H. side of cowl.



LINKAGE GROUP

T-78806

\*Loaders prior to S/N 55S01492

\*\*Loaders S/N 55S01492 and up; also prior units if modified to Late Design.

ITEM	PART NO.	QTY.	DESCRIPTION
		* **	
1	71005499	2 -	LINK ASSY., dump (each includes qty. 2 of item 2)
	73069887	- 2	LINK ASSY., dump (each includes qty. 2 of item 2)
	70922887	4 4	FITTING, lube, straight

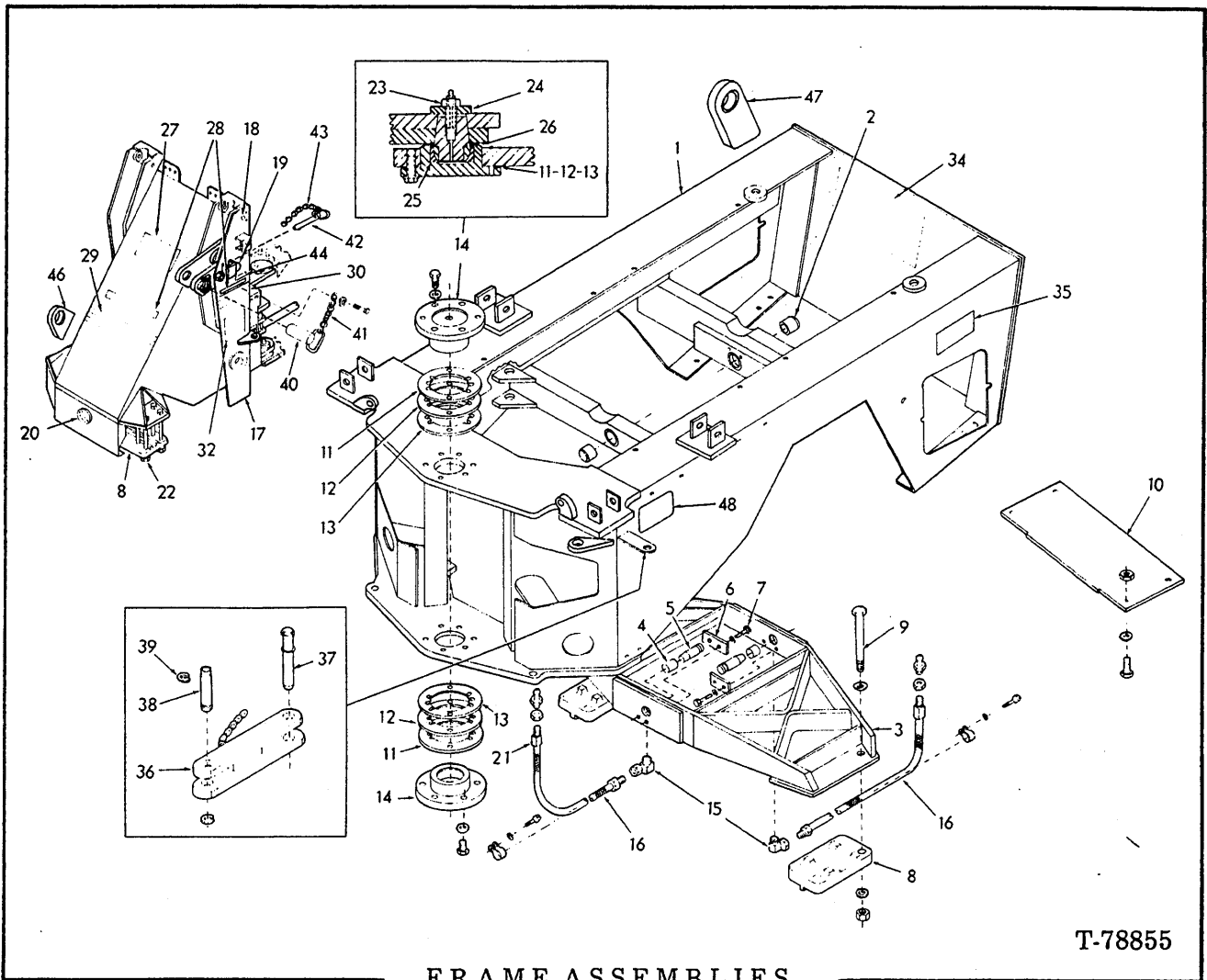
(Continued)

(Revised July 1980)

LINKAGE GROUP (Continued)

ITEM	PART NO.	QTY.		DESCRIPTION
		*	**	
2	72018402	16	4	BUSHING
3	71008140	5	-	PIN
	73072402	-	5	PIN
	70913743	10	10	WASHER, use as required
	70928179	10	10	SNAP RING
4	71014822	2	-	LINK ASSY., cross (each includes qty. 4 of item 2 and qty. 2 of item 5)
	73069881	-	2	LINK ASSY., cross (each includes qty. 4 of item 5 and qty. 8 of item 14)
5	71004110	8	4	BUSHING
6	-----	2	2	CYLINDER ASSY. (see pages 115, 115A)
7	71004349	2	2	PIN
8	71004118	6	6	PLATE
	70927187	12	12	SCREW, self tapping, 3/8"NC x 1"
9	71004350	2	2	PIN
10	71004119	2	2	PIN
11	-----	2	2	CYLINDER ASSY. (see page 113)
12	71007516	1	-	LIFT ARM ASSY. (includes item 13, 14, 15 and 2 of item 2)
	73070046	-	1	LIFT ARM ASSY. (includes item 13, 14, 15 and 16)
	70922887	4	4	FITTING, lube, straight 1/8" drive thread
	70923014	2	-	FITTING, lube, elbow 1/8" pipe
	70922212	-	2	FITTING, lube, 90°, 1/8" drive thread
	70910231	-	2	PLUG, 1/8" pipe
13	71004100	2	-	BUSHING
	73055748	-	2	BUSHING
14	72018402	4	-	BUSHING
	73072390	-	12	BUSHING
15	71004099	4	4	BUSHING
16	71004101	2	2	BUSHING
17	71008140	1	-	PIN (first type 7-19/64" long)
	73069397	1	-	PIN (second type, 8-5/64" long)
	73072434	-	1	PIN (third type, 8-37/64" long)
	70913743	2	2	WASHER (use as required)
	70928179	2	2	RING, snap

(Revised July 1980)



T-78855

FRAME ASSEMBLIES

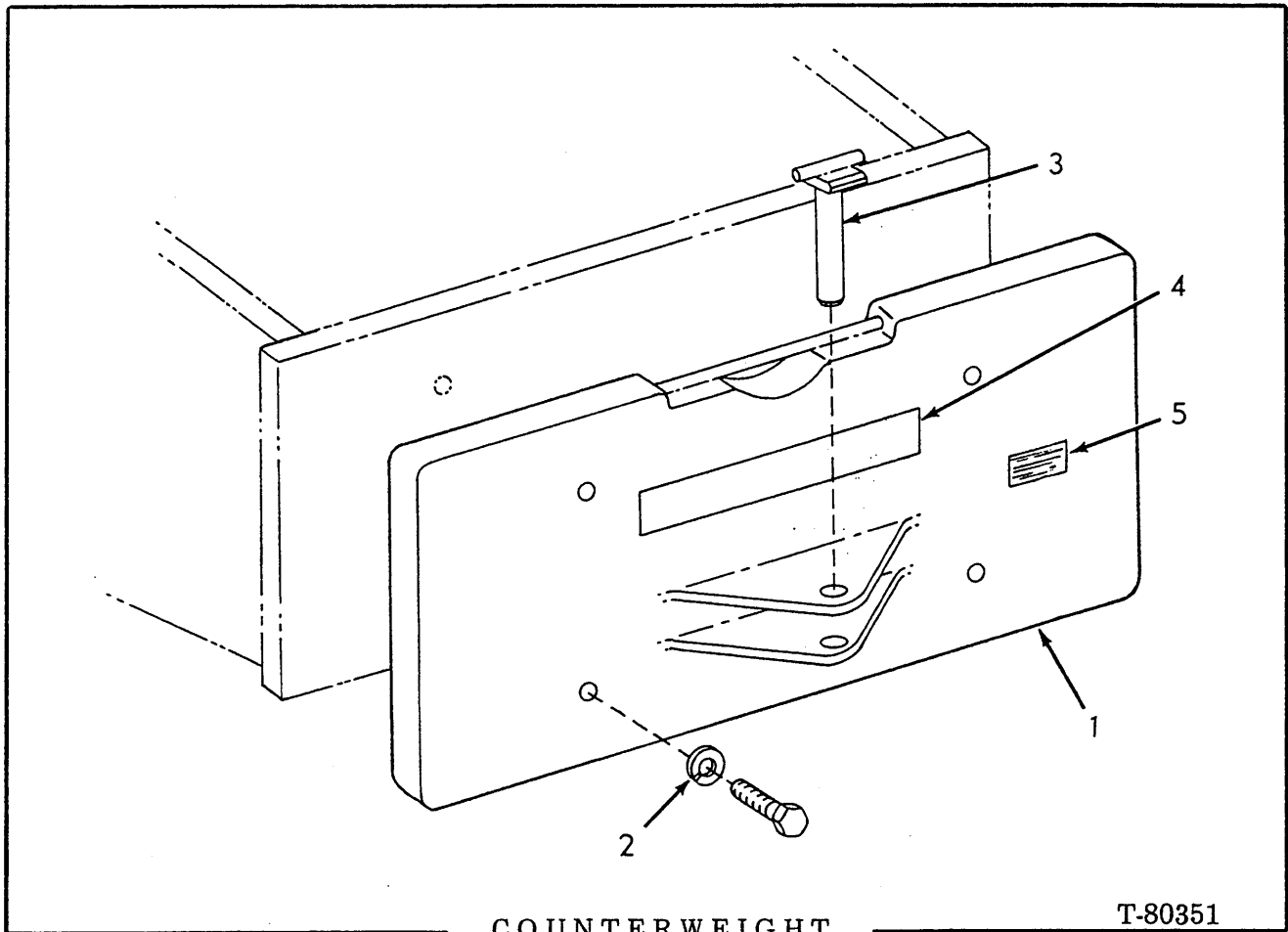
ITEM	PART NO.	QTY.	DESCRIPTION
1	73066675	1	MAIN FRAME, rear (Includes item 2)
2	71004080	2	BUSHING
3	71007549	1	PIVOT ASSY. (Includes item 4)
4	71001115	2	BUSHING
5	73066868	2	PIN
6	71004118	2	PLATE
7	70922763	4	CAPSCREW, 3/8" NC x 1"
	70910287	4	LOCKWASHER, 3/8"
8	71014485	4	SEAT
9	70927016	8	CAPSCREW, 3/4" NF x 8-1/2"
	70928914	8	WASHER
	70915763	8	NUT, high, 3/4" NF
10	73067130	1	PLATE
	70915987	4	CAPSCREW, 1/2" NC x 1-1/2"
	70912441	4	LOCKWASHER, 1/2"
	70910325	4	NUT
11	71004347	-	SHIM
12	71004348	-	SHIM
13	71004689	-	SHIM
			} Use as required

FRAME ASSEMBLIES(Continued)

ITEM	PART NO.	QTY.	DESCRIPTION
14	71005524	2	HOUSING, bearing
	70915987	12	CAPSCREW, 1/2"NC x 1-1/2"
	70912441	12	LOCKWASHER, 1/2"
15	70923690	2	ELBOW
16	73066807	2	HOSE ASSY.(Serviced only as a unit)
	70925617	2	CLAMP
	70915408	2	CAPSCREW, 3/8"NC x 3/4"
	70910287	2	LOCKWASHER, 3/8"
	70911115	2	WASHER, plain, 3/8"
17	73066765	1	*MAIN FRAME, front(Includes items 18,19)
	73139920	1	MAIN FRAME, front(Incl. items 18,19)(Loader S/N 01920-up)
18	72018393	4	BUSHING
19	71004080	4	BUSHING
20	70253537	1	COVER ASSY.
21	73066808	2	FITTING
	70933010	2	NUT, 3/8"
	70912808	2	FITTING, lube
22	70929141	8	CAPSCREW, 3/4"NF x 1-1/2"
	70677012	16	WASHER
	70915763	8	NUT, high, 3/4"NF
23	73068666	2	SCREW, special(Not tapped, order 70922212 fitting)
	70915276	2	FITTING, lube, 1/8"NPTF(Used with original SCREW only)
	70922212	2	FITTING, lube, 1/8"(taper drive thread)
24	73068665	2	WASHER
25	71008052	2	BEARING ASSY.(Includes items indented below)
	71004345	2	PIN
	70929713	2	SEAL(Also order item 26)
	71004343	2	BEARING
26	71008053	2	WASHER(Also order SEAL 70929713)
27	70694423	1	DECAL, "F-A" Trade-mark
28	70734342	2	DECAL, "345-B"
29	-----	-	DECAL, strip, 30"(Refer to item 31)
30	-----	-	DECAL, strip, 24"(Refer to item 31)
31	70930465	1	DECAL STRIP(50 yd. length - use as required)
32	73067115	1	DECAL, lube chart
33	73066557	2	DECAL, articulation
34	70694436	1	DECAL, FIAT-ALLIS(rear frame)
35	73107884	2	DECAL, flammable vapors
36	73066775	1	BAR ASSY., lock (Includes chain)
37	73066772	1	PIN, detent
38	73066771	1	PIN, pivot
39	70932577	2	RING, lock
40	73067673	1	*PIN, weld assy.(lift arm safety lock)(Includes item 41)
41	73063422	1	*CHAIN
	70920582	1	CAPSCREW, 1/2"NC x 1-1/4"
	70920428	1	WASHER
42	70932979	1	*PIN, detent
43	73066809	1	*CHAIN
44	73112962	1	*DECAL, safety support
45	-----	-	LIFTING KIT, Special Equipment(Includes items 46-48)
46	73056814	2	LUG(requires welding)
47	71005508	2	EYE, lifting(requires welding)
48	73067275	1	DECAL

\*Loaders prior to S/N 01920

(Revised January 1986)



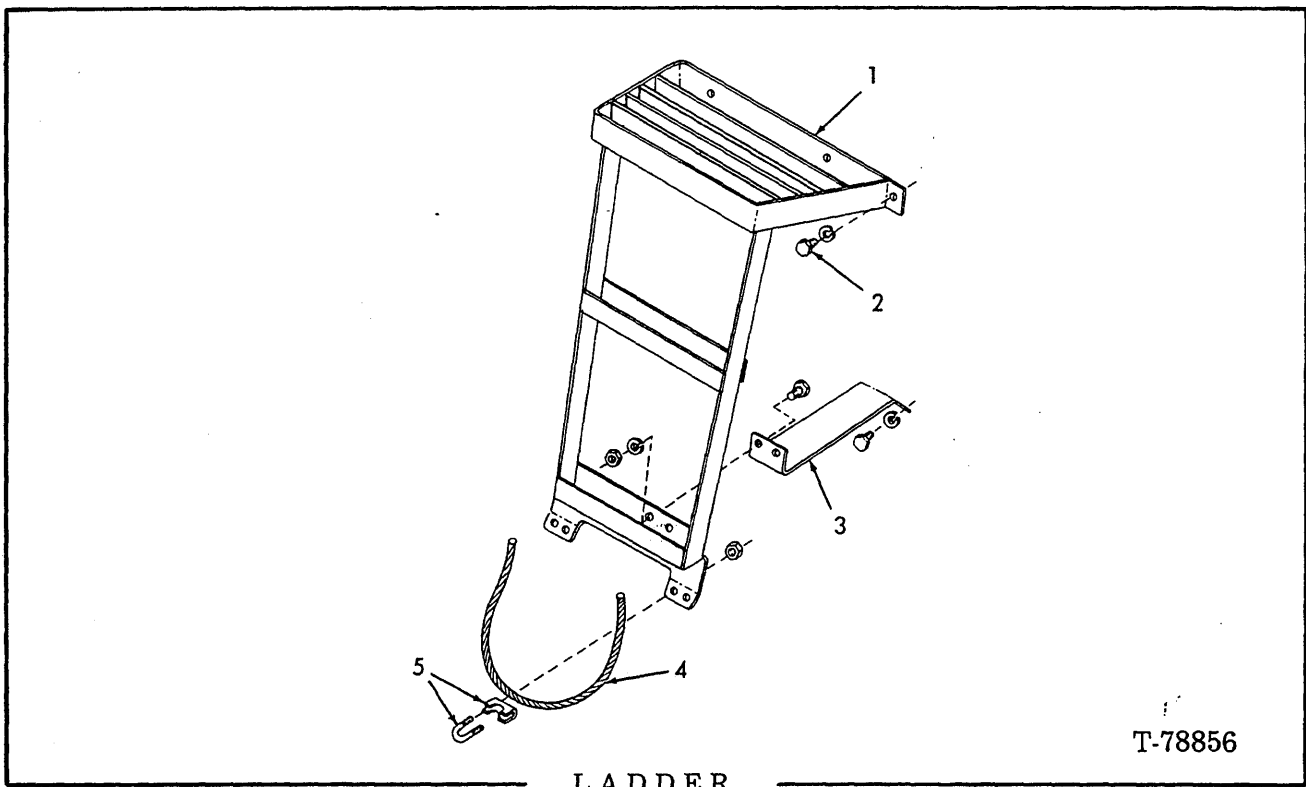
COUNTERWEIGHT

T-80351

USAGE: Special Equipment

ITEM	PART NO.	QTY.	DESCRIPTION
1	73068061	1	COUNTERWEIGHT ASSY.
2	73044048	4	WASHER
	70929540	4	CAPSCREW, 7/8" NF x 6-1/4"
	70933177	4	NUT, 7/8" NF
3	70633730	1	PIN ASSY.
4	70694436	1	DECAL
5	73107885	1	DECAL



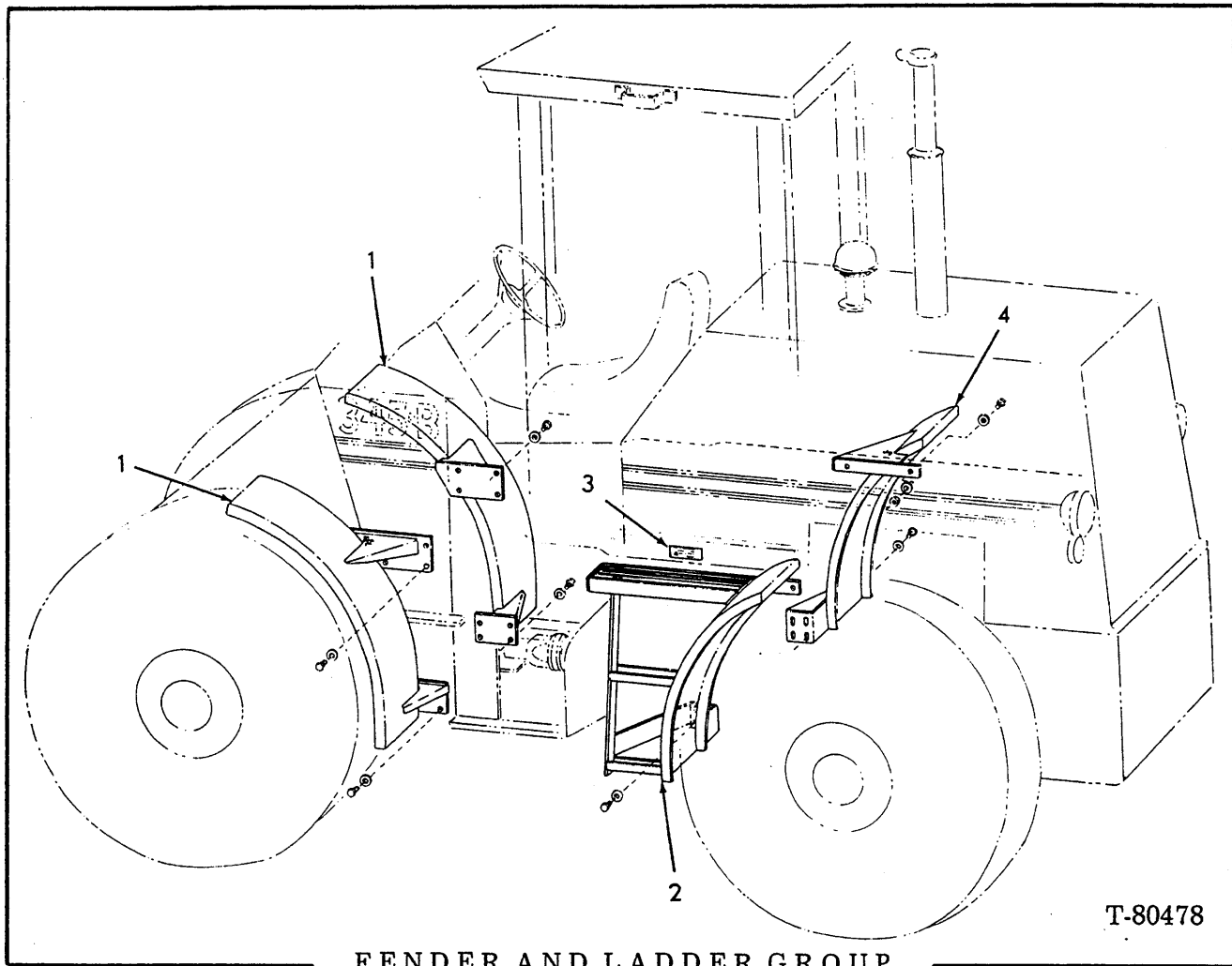


LADDER

T-78856

NOTE: See page 131a for special equipment ladder.

ITEM	PART NO.	QTY.	DESCRIPTION
1	73068255	1	LADDER
2	70916311	3	CAPSCREW, 1/2" NC x 1-1/4"
	70912441	3	LOCKWASHER, 1/2"
3	73067378	1	PLATE
	70921076	4	CAPSCREW, 3/8" NC x 1-1/4"
	70910287	4	LOCKWASHER, 3/8"
	70910324	2	NUT, 3/8" NC
4	70192930	1	WIRE ROPE
5	70188662	2	CLAMP



T-80478

FENDER AND LADDER GROUP

USAGE: Special Equipment  
 NOTE: See page 131 for standard ladder

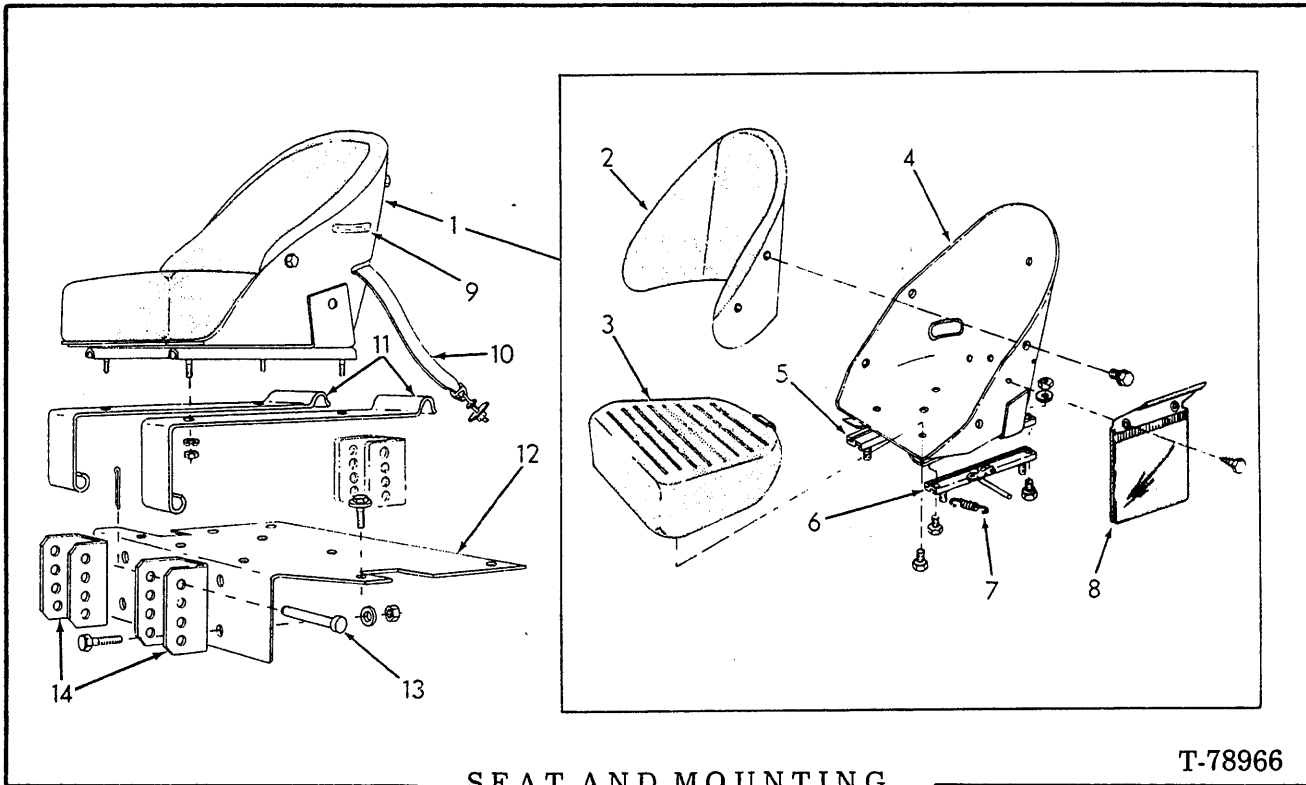
ITEM	PART NO.	QTY.	DESCRIPTION
1	73069028	1	FENDER, weld assy., left
	73069029	1	FENDER, weld assy., right
	70922763	16	CAPSCREW, 3/8" NC x 1"
	70923683	16	* CAPSCREW, tapping, 3/8" NC x 3/4"
	70677006	16	WASHER
2	73068973	1	FENDER AND LADDER, weld assy.
	70920583	3	CAPSCREW, 1/2" NC x 1-1/2"
	70922763	2	CAPSCREW, 3/8" NC x 1"
	70677006	2	WASHER
3	73066552	1	DECAL, stay off ladder
4	73069035	1	FENDER, weld assy., rear
	70920583	2	CAPSCREW, 1/2" NC x 1-1/2"
	70677008	4	WASHER
	70911028	2	NUT, 1/2" NC
	70922763	2	CAPSCREW, 3/8" NC x 1"
	70677006	2	WASHER

} bottom mounting

} bottom mounting

\* Use as required on machines not having weldnuts.

MEMO

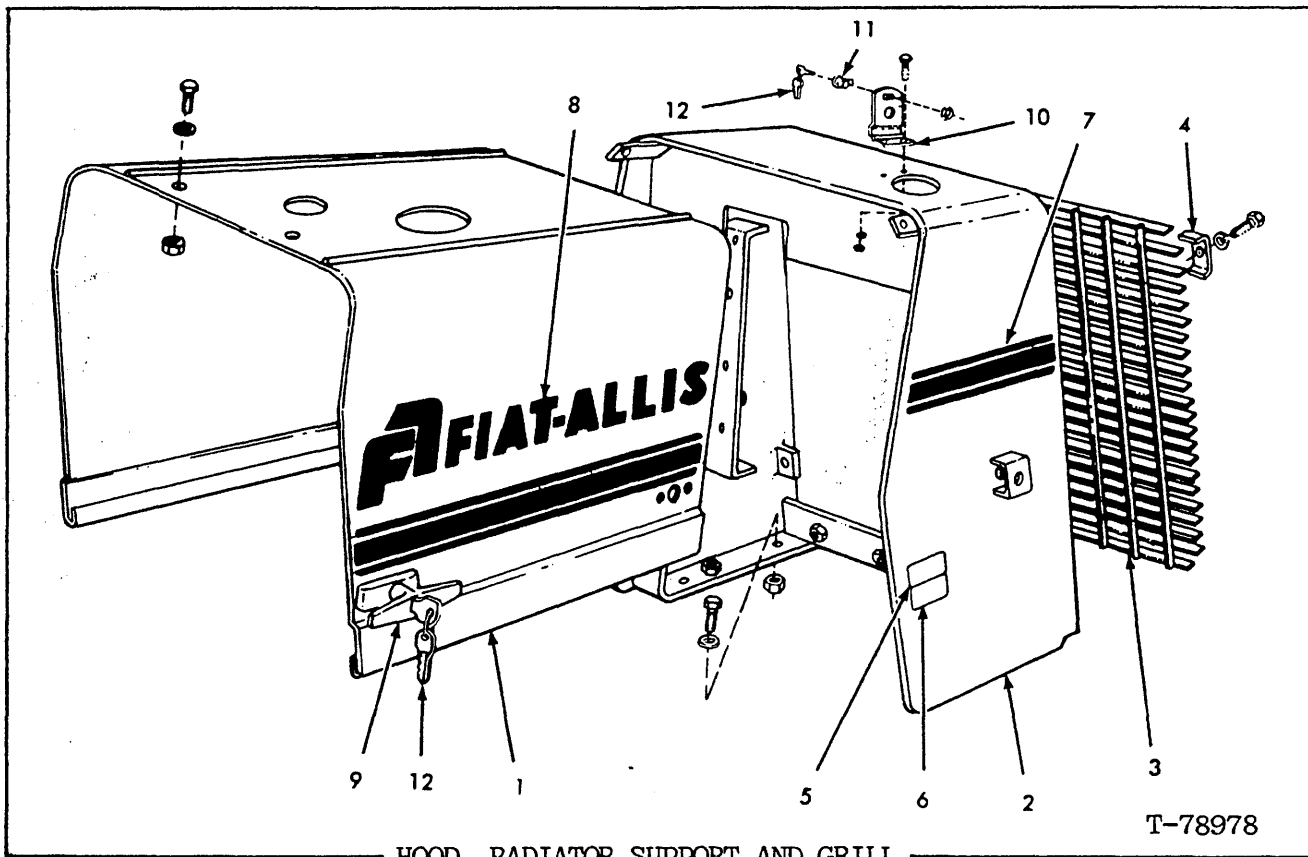


ITEM	PART NO.	QTY.	DESCRIPTION
1	73068246	1	SEAT ASSY. (includes items 2 thru 8)
2	73048869	1	BACKREST ASSY.
	70922856	5	CAPSCREW, 3/8" NC x 5/8" } first type
	70916956	5	WASHER, plain, 13/32" }
	70921311	5	CAPSCREW, 5/16" NC x 5/8" (includes washer)
3	73048868	1	CUSHION
	70922586	2	CAPSCREW, 3/8" NC x 5/8" } first type
	70916956	2	WASHER, plain, 13/32" }
	70921311	2	CAPSCREW, 5/16" NC x 5/8" (includes washer)
4	-----	1	SHELL ASSY. (order item 1)
5	73060174	1	ADJUSTER ASSY.
	70921311	2	CAPSCREW, 5/16" NC x 5/8"
	70904205	3	LOCKWASHER, 5/16"
	70910233	3	NUT, 5/16"
	70921566	2	CAPSCREW, 5/16" NC x 1" (use for replacement of stud)
6	73060175	1	ADJUSTER ASSY.
	70921311	2	CAPSCREW, 5/16" NC x 5/8"
	70904205	2	LOCKWASHER, 5/16"
	70910233	3	NUT, 5/16"
	70921566	2	CAPSCREW, 5/16" NC x 1" (use for replacement of stud)
7	73061060	1	SPRING
8	{ 73108441	1	POUCH } first type
	{ 70916081	2	SCREW, rd. hd., 1/4" NC x 1/2" }
	{ 73068320	1	POUCH (second type)
	{ 70912307	2	SCREW, no. 8 x 1/2"
	{ 70923212	2	WASHER, no. 10

## SEAT AND MOUNTING

ITEM	PART NO.	QTY.	DESCRIPTION
9	73109131	1	DECAL, operator manual
10	70680080	1	SEAL BELT ( Includes 2 each eyebolt, washer, lockwasher and nut)
11	73067148	2	SPRING
12	73067140	1	PLATE
	70927187	5	CAPSCREW, tapping 3/8" NC x 1"
13	70932656	4	PIN
	70918454	4	PIN, cotter, 1/8" x 1-1/2"
14	73067045	2	BRACKET
	70916271	4	CAPSCREW, 3/8" NC x 1"
	70910287	4	LOCKWASHER, 3/8"
	70917421	4	NUT, 3/8" NC
15	73108440	1	CHAIN ASSY. (secures O.M. to item 8)(not illustrated)

NOTE: Use of seat belts with roll over protection structure (ROPS) is recommended. Fasten seat belts securely.



HOOD, RADIATOR SUPPORT AND GRILL

ITEM	PART NO.	QTY.	DESCRIPTION
1	73066741	1	**HOOD(Includes support rods and clips)
	73141143	1	*HOOD(Includes support rods and clips)
	70916268	2	CAPSCREW, 3/8"NC x 5/8"
	70918266	2	WASHER, 3/8"
	70910324	2	NUT, 3/8"NC
2	73066742	1	*SUPPORT, weld assy.
	73141141	1	**SUPPORT, weld assy.
	70913828	4	CAPSCREW, 5/8"NC x 1-1/2"
	70911100	4	WASHER, 5/8"
	70914501	4	LOCKNUT, 5/8"NC
3	73066739	1	GRILL
4	73042646	4	CLIP
	70916273	4	CAPSCREW, 3/8"NC x 1-3/4"
	70910287	4	LOCKWASHER, 3/8"
5	73107881	2	DECAL, blades and belts
6	73109134	2	DECAL, battery disconnect
7	-----	-	STRIP, 146" (Refer to item 13)
8	70694430	2	DECAL, F-A
9	70687010	4	HANDLE ASSY.(Serviced only as a unit)(Includes mounting hardware, pawl and qty. 2 item 12)
10	73069191	1	COVER ASSY.
	70926771	2	CAPSCREW, 1/4"NC x 1"
	70677006	2	WASHER
	70900365	2	NUT, heavy, 1/4"NC
11	73069854	1	LOCK ASSY.(Includes qty. 2 item 12)

Special  
Equipment

(Continued)


(Revised January 1986)

HOOD, RADIATOR SUPPORT AND GRILL(Continued)

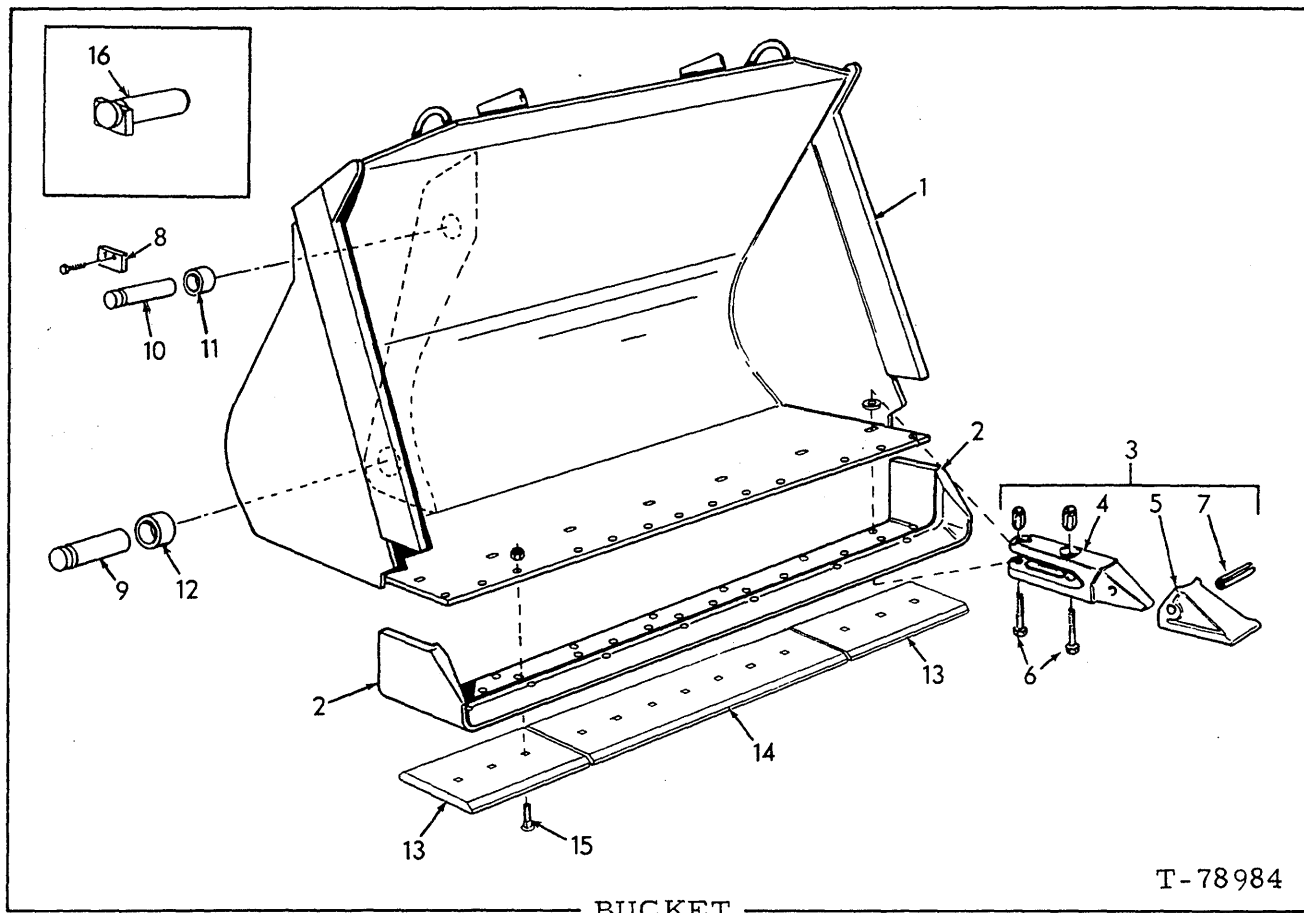
ITEM	PART NO.	QTY.	DESCRIPTION
12	70931742	4	KEY
13	73062870	-	STRIP(300" length-use as required)

\*Loader S/N 55S01001-up; also 76L01801-up excluding  
76L01895-01901.

\*\*Loader S/N 76L01895-01901.







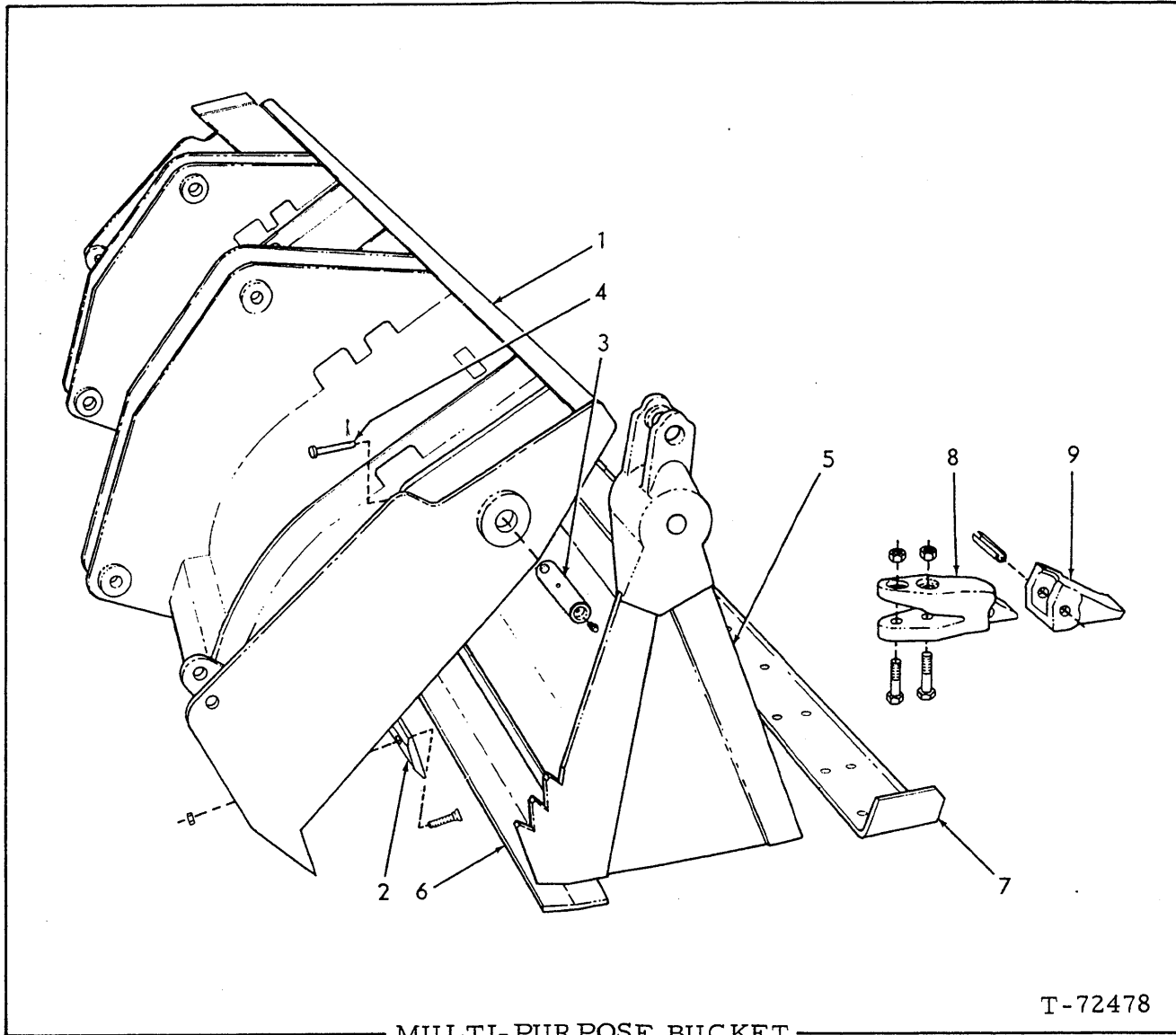
BUCKET

T-78984

NOTE: Complete buckets are a machinery item-see your Fiat-Allis dealer.  
Item 3 used only with item 2.

ITEM	PART NO.	QTY.	DESCRIPTION
1	-----	1	BUCKET ASSY., 1-1/2 cu. yd.
	-----	1	BUCKET ASSY., 1-3/4 cu. yd.
2	73063830	1	CUTTING EDGE (first type-holes for item 3 only)
	73070013	1	CUTTING EDGE (second type-holes for items 3, 13 and 14)
3	73027870	7	TOOTH ASSY. (Includes items 4 thru 7)
4	73027869	7	SHANK
5	73020853	7	POINT (General Purpose)
	73062624	7	POINT (High Impact Application)
	73070461	7	POINT (Extreme Abrasion Application)
6	70921572	14	CAPSCREW, 1/2"NF x 3-1/4"
	70928844	7	WASHER, 9/16" (use with rear capscrow only)
	70038234	14	NUT, 1/2"NF
7	70921200	7	PIN
8	71004118	4	PLATE
	70927187	8	CAPSCREW, 3/8"NC x 1"
9	71004119	2	PIN, lower
10	71004729	2	PIN, upper
11	71004734	4	BUSHING, upper
12	71004099	4	BUSHING, lower
13	73070014	2	CUTTING EDGE
14	73070015	1	CUTTING EDGE
15	70931934	13	BOLT, plow, 3/4"NC x 3"
	70930912	13	NUT, 3/4"NC
16	73135731	2	PIN, upper (Second type)

(Revised January 1984)



MULTI-PURPOSE BUCKET

T-72478

USAGE: Special Equipment

ITEM	PART NO.	QTY.	DESCRIPTION
1	73069436	1	MOLDBOARD ASSY. (Includes item 2)
2	73069435	1	EDGE
	70924797	15	BOLT, plow, 3/4"NC x 2"
	70910923	15	NUT, 3/4"NC
3	70654249	2	PIN ASSY., clam pivot (Includes FITTING indented below)
	70914465	2	FITTING, lubricating, straight, 1/8"NPT
4	70654250	2	PIN
	70900806	2	PIN, cotter, 1/8" x 1"
5	73069452	1	CLAM ASSY. (Includes items 6 and 7)
6	73069430	1	*EDGE
7	73069431	1	*EDGE

(Continued)

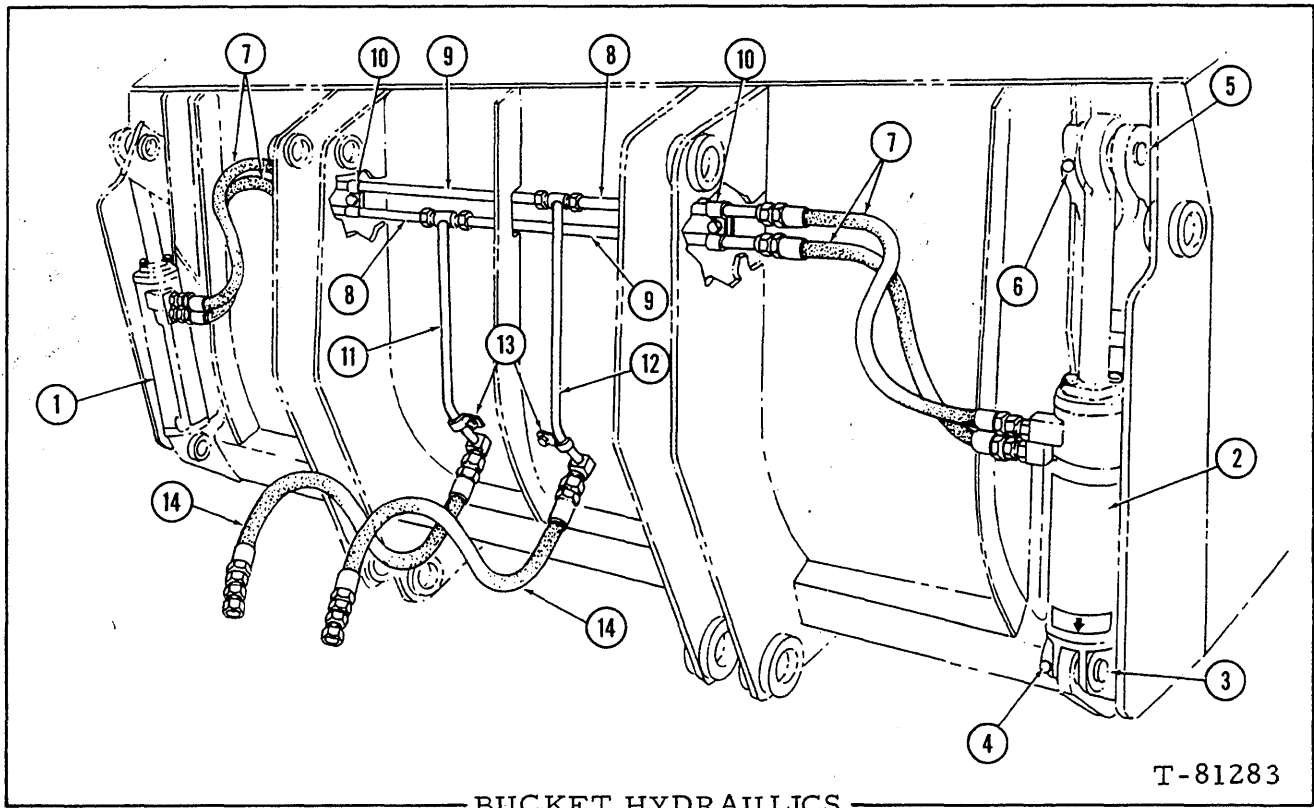
(Added July 1980)

MULTI-PURPOSE BUCKET (Continued)

ITEM	PART NO.	QTY.	DESCRIPTION
8	73069437	8	SHANK
	70916316	8	CAPSCREW, 1/2"NC x 2-1/2"
	70916317	8	CAPSCREW, 1/2"NC x 2-3/4"
	70910325	16	NUT, 1/2"NC
9	73069438	8	TIP
	70918416	8	PIN, spring, 3/16" x 2-1/2"

\*Requires welding to install

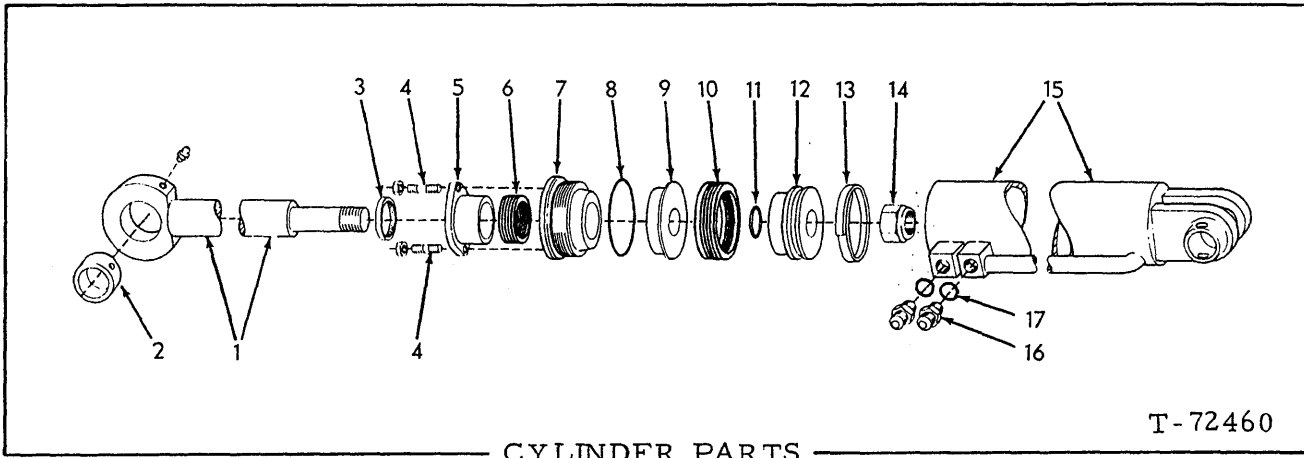
(Added July 1980)



USAGE: Special Equipment. For units with multi-purpose bucket.

ITEM	PART NO.	QTY.	DESCRIPTION
1	-----	1	CYLINDER ASSY., clam operating, left side
2	-----	1	CYLINDER ASSY., clam operating, right side
3	70654115	2	PIN
4	70652419	2	PIN
	70900806	2	PIN, cotter, 1/8" x 1"
5	70654252	2	PIN
6	70654250	2	PIN
	70900806	2	PIN, cotter, 1/8" x 1"
7	70654271	4	HOSE
8	70654124	2	TUBE (short)
9	70654126	2	TUBE (long)
10	70654125	2	CLAMP
	70900367	2	NUT, 3/8"NC
	70910287	2	LOCKWASHER, 3/8"
11	73069428	1	TUBE, vertical, left side
12	73069427	1	TUBE, vertical, right side
13	73065939	2	CLAMP
	70921076	2	CAPSCREW, 3/8"NC x 1-1/4"
	70910287	2	LOCKWASHER, 3/8"
	70900817	2	WASHER, plain
14	73069434	2	HOSE (See HOSE PARTS)
	70919198	2	NUT, flare type, 1" tube, 1-5/16" str. thd.
	70925854	2	REDUCER, flare type, 1" tube, 3/4" str. thd.

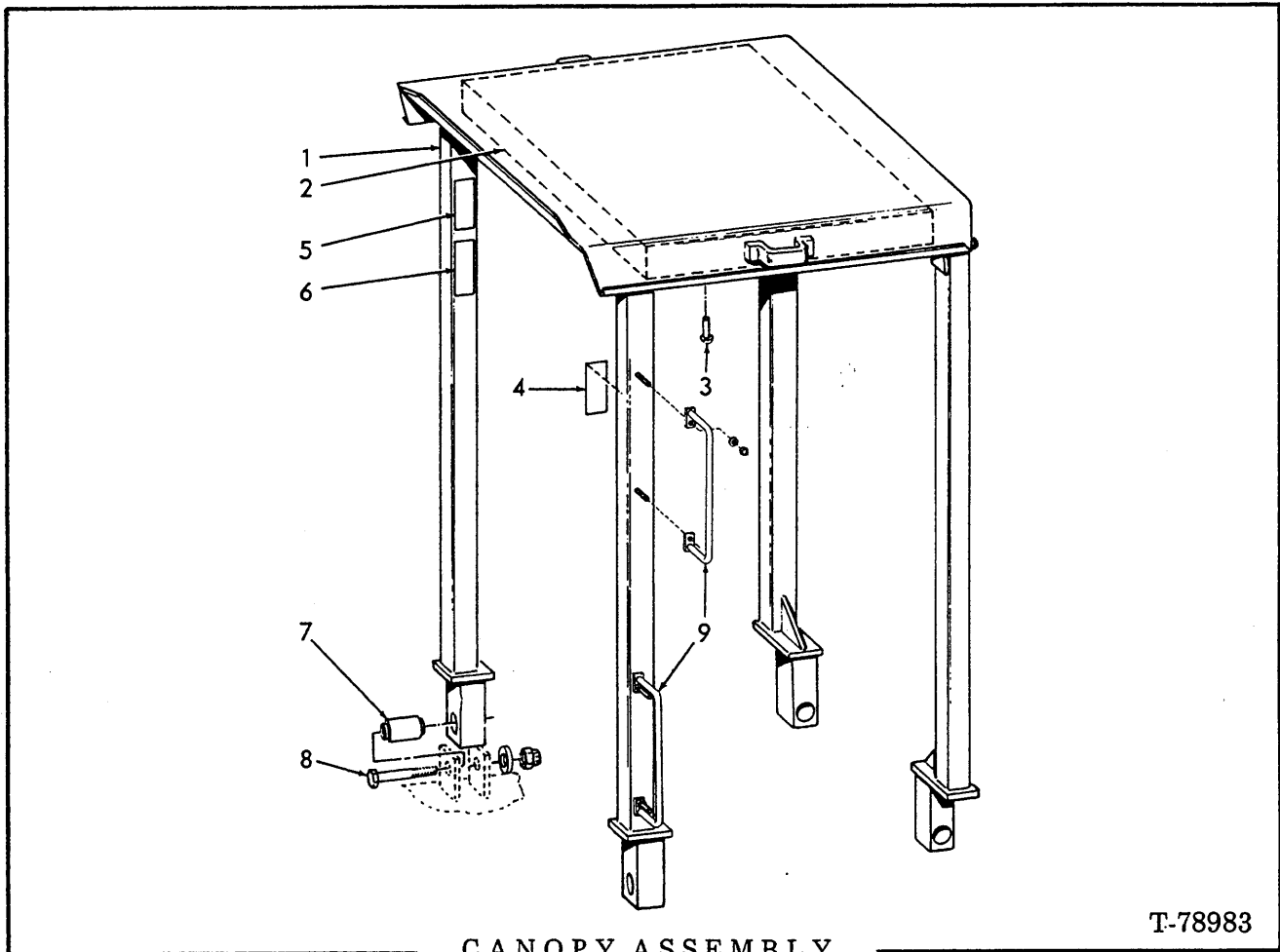
(Added July 1980)



USAGE: Special Equipment. Multi-purpose bucket. See page 135C

ITEM	PART NO.	QTY.	DESCRIPTION
-	70654135	1	CYLINDER ASSY., clam, left (Includes items 1 thru 15)
	70654136	1	CYLINDER ASSY., clam, right (Includes items 1 thru 15)
1	70654146	2	ROD ASSY., piston (Includes item 2)
	70914465	2	FITTING, lubricating, straight, 1/8"NPT
2	70654170	2	BUSHING
3	70654145	2	SEAL
4	70654155	4	STUD
	70913528	4	NUT, self-locking, 3/8"NF
5	70654137	2	FLANGE
6	70654142	2	PACKING SET
7	70654138	2	HEAD
8	70923818	2	O-RING
9	70654139	2	PISTON
10	70654141	2	PACKING SET
11	70923649	2	O-RING
12	70654140	2	PISTON
13	70654134	2	RING
14	70917776	2	NUT, piston rod, 1-1/4"NF
15	70654143	1	TUBE
	70654144	1	TUBE
16	70923080	4	CONNECTOR, hydraulic line (Includes item 17)
17	70921349	4	O-RING


(Added July 1980)



CANOPY ASSEMBLY  
(ROPS)

T-78983

ITEM	PART NO.	QTY.	DESCRIPTION
-	73067147	1	CANOPY ASSY. (Includes items 1 thru 7)
1	-----	1	CANOPY, weld assy. (Order CANOPY ASSY.)
2	73067146	1	HEADLINER
3	73063489	4	FASTENER, 1/4" NC x 5/8" (1-3/4" long)
4	73067118	1	DECAL, operation
5	73066554	1	DECAL, start up, shut down
6	73066556	1	DECAL, bucket
7	70685147	4	BUSHING
8	70927151	4	CAPSCREW, 1" NC x 7"
	70912845	4	LOCKNUT, 1" NC
	70678072	4	WASHER
9	73070582	2	HANDRAIL, weld assy.
	70913544	4	WASHER, plain, 3/8"
	70910324	4	NUT, 3/8" NC



TIRE AND WHEEL

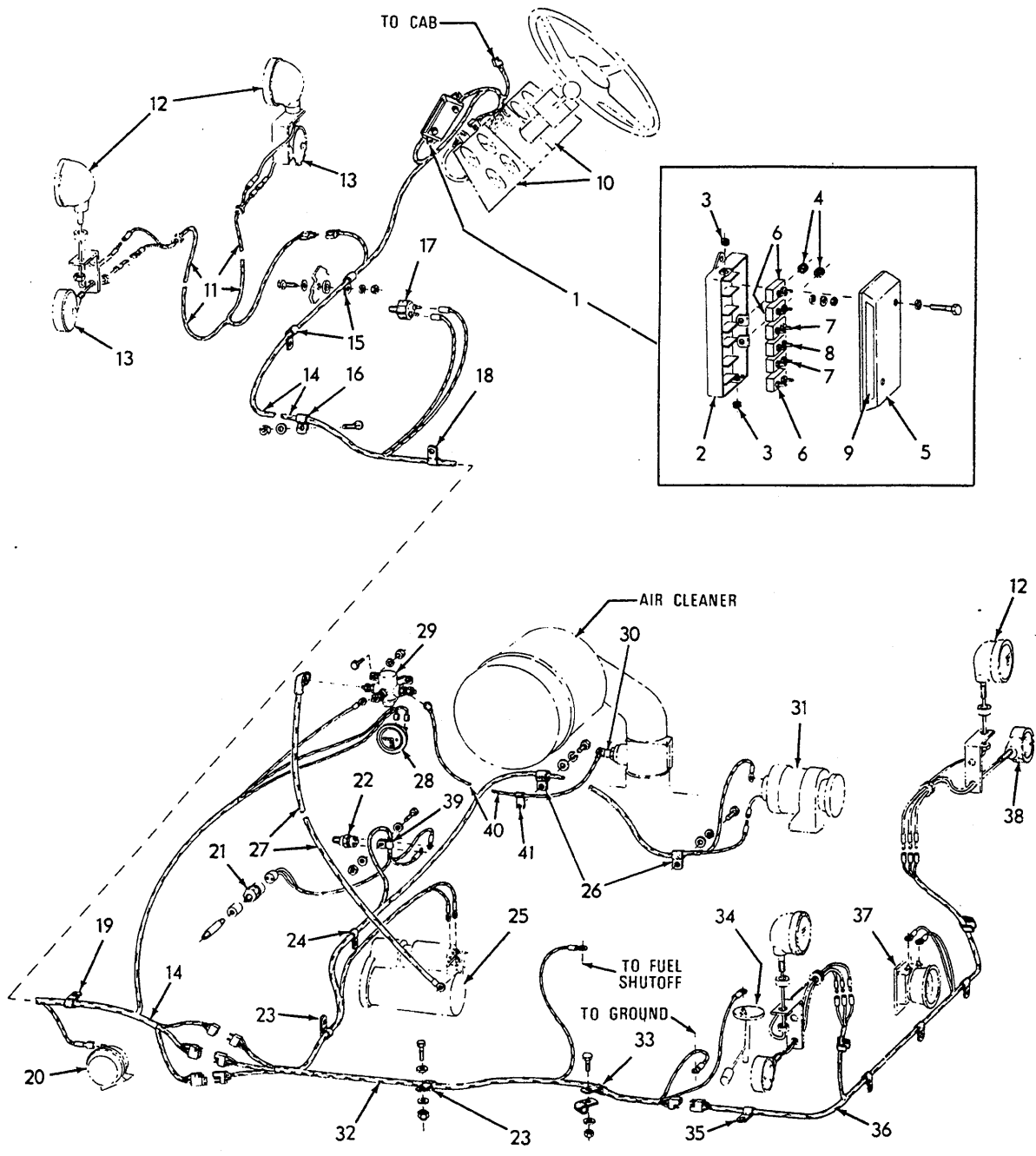
T-39680

USAGE: \* 14.00 x 24 tire standard  
 \*\* 15.5 x 25 tire } special equipment  
 \*\*\* 17.5 x 25 tire }

NOTE: Quantity indicated is for one wheel.

ITEM	PART NO.	QUANTITY			DESCRIPTION
		*	**	***	
1	{ 73027334	1	-	-	VALVE ASSY.
	{ 73052021	-	1	1	VALVE ASSY.
2	{ 71008336	1	-	-	WHEEL
	{ 71008328	-	1	-	WHEEL
	{ 71008333	-	-	1	WHEEL
3	{ 73027275	1	-	-	RING
	{ 73038763	-	1	-	RING
	{ 73038767	-	-	1	RING
4	{ 73024120	1	-	-	O-RING
	{ 73038765	-	1	1	O-RING
	{ 73027276	1	-	-	RING
5	{ 73038764	-	1	-	RING
	{ 73038768	-	-	1	RING
6	73069471	-	1	1	CAP, valve
7	-----	1	-	-	TIRE, tubeless, 10 ply
	-----	-	1	-	TIRE, tubeless, 12 ply
	-----	-	-	1	TIRE, tubeless, 12 ply
	-----	-	1	-	TIRE, tubeless, 8 ply

} Obtain from local dealer



ELECTRICAL SYSTEM

T-78982



## ELECTRICAL SYSTEM

ITEM	PART NO.	QTY.	DESCRIPTION	
1	73057976	1	BOX ASSY., junction, 12 volt (Includes items 2 thru 9)	
	70923341	2	CAPSCREW, 1/4" NC x 3/4"	
	70904204	2	LOCKWASHER, 1/4"	
	70910880	2	NUT, 1/4" NC	
2	-----	1	BODY (Order item 1)	
3	73058528	2	GROMMET, open	
4	73058527	2	GROMMET, closed	
5	73058651	1	COVER	
	70929117	2	SCREW, No. 10	
	70917365	2	LOCKWASHER, No. 10	
6	73134274	3	BREAKER, 8 amp.	
	70916880	6	NUT, No. 10	
	70922711	6	LOCKWASHER, No. 10	
	70924237	6	WASHER, No. 10	
7	73058530	2	BREAKER, 25 amp.	
	70916880	4	NUT, No. 10	
	70922711	4	LOCKWASHER, No. 10	
	70924237	4	WASHER, No. 10	
8	73134272	1	BREAKER, 15 amp.	
	70916880	2	NUT, No. 10	
	70922711	2	LOCKWASHER, No. 10	
	70924237	2	WASHER, No. 10	
9	73058036	1	DECAL	
10	-----	2	PANEL, instrument (See page 148 and 150)	
11	71007459	1	HARNESS, tool module	
12	-----	4	LIGHT ASSY. (See page 141)	
13	-----	2	LIGHT ASSY. (See page 141)	
14	73067158	1	HARNESS, platform, instrument panel	
15	70925621	2	CLAMP	
	70916272	2	CAPSCREW, 3/8" NC x 1-1/4"	
	70911115	2	WASHER, 3/8"	
	70910287	2	LOCKWASHER, 3/8"	
	70677006	1	WASHER, spacer	
	70910324	2	NUT, 3/8" NC	
	16	70925621	1	CLAMP
	70923312	1	BOLT, 1/4" NC x 1-1/4"	
70910880	1	NUT, 1/4" NC		
70916964	1	WASHER, 1/4"		
17	73021322	1	SWITCH, tail light	
18	70925620	1	CLAMP, wire harness	
	73018302	1	CLAMP, steering cylinder tube	
	70916273	1	CAPSCREW, 3/8" NC x 1-1/2"	
	70911115	1	WASHER, 3/8"	
	71005349	1	SPACER	
	70910287	1	LOCKWASHER, 3/8"	
70910324	1	NUT, 3/8" NC		

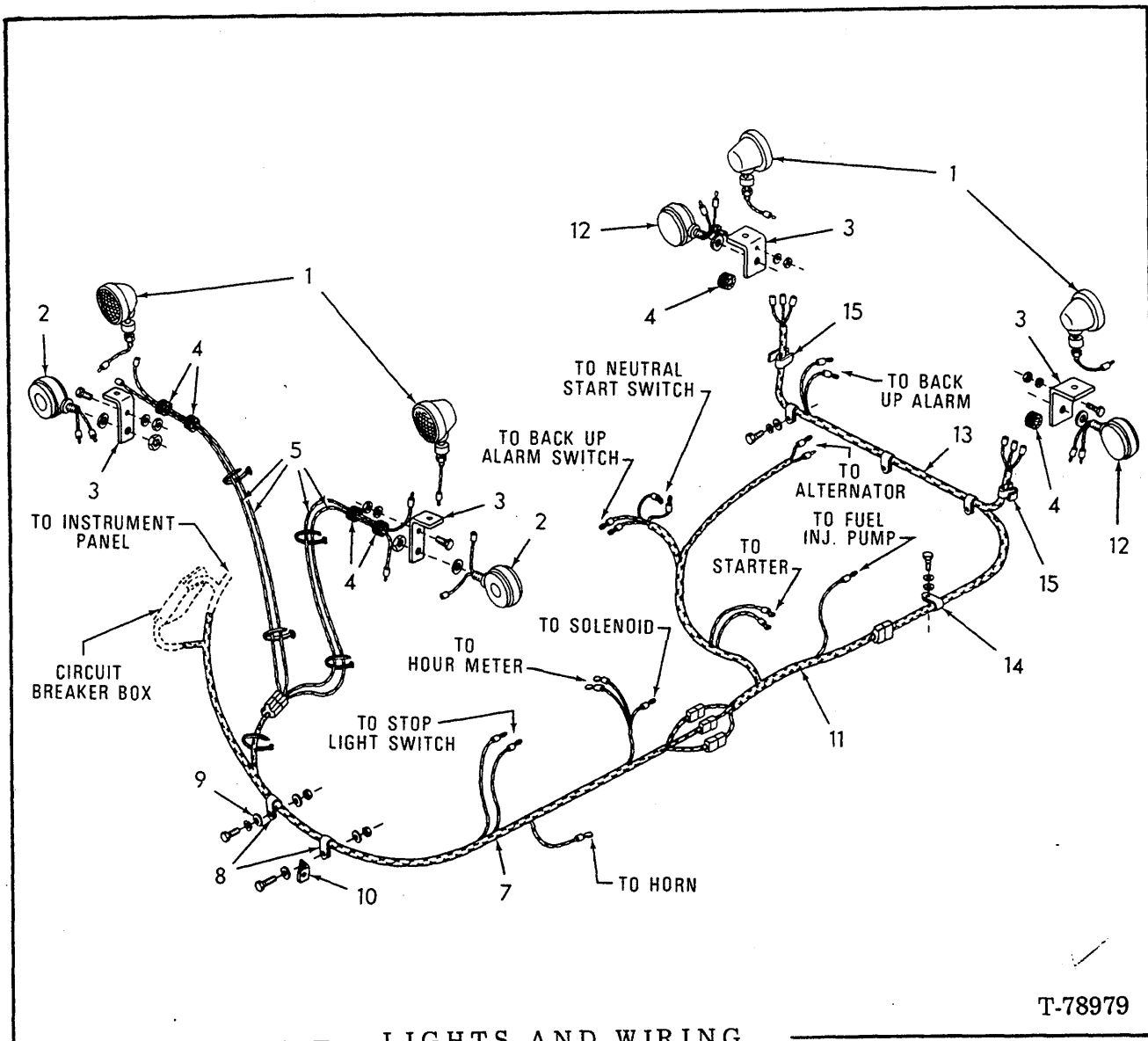
(Continued)

(Revised January 1984)

ELECTRICAL SYSTEM(Continued)

ITEM	PART NO.	qry.	DESCRiPtiON
19	70928656	2	CLAMP, harness
	71004396	2	CLAMP, brake tube
	70916220	2	CAPSCREW, 3/8"NC x 2"
	70911115	4	WASHER, 3/8"
	70910324	2	NUT, 3/8"NC
	70915891	1	LOCKNUT, 3/8"NC
20	-----	1	HORN(See page 155)
21	73066429	1	SWITCH, back-up alarm
	70923339	1	NIPPLE, pipe, 1/8" x 2-1/4"
	70901763	1	COUPLING, 1/8" pipe
22	71004882	1	SWITCH, neutral
23	70928656	2	CLAMP(Use existing hardware at starter)
	70916272	1	CAPSCREW, 3/8"NC x 1-1/4"
	70911115	2	WASHER, 3/8"
	70915891	1	LOCKNUT, 3/8"NC
24	70927104	1	CLAMP
	70916309	1	CAPSCREW, 1/2"NC x 3/4"
	70912441	1	LOCKWASHER, 1/2"
25	-----	1	STARTER (See :plge 156)
26	70927217	1	CLAMP (front)
	70932587	1	CLAMP (rear)
	70916253	1	CAPSCREW, 7/16"NC x 3/4" ) front
	70912298	1	LOCKWASHER, 7/16" ) front
	70916278	1	CAPSCREW, 5/16"NC x 1/2" ) rear
	70910335	1	WASHER, 5/16" ) rear
27	73069272	1	WIRE ASSY.
28	70691930	1	METER, hour
29	70237134	1	SWITCH, air heater
	70915343	2	CAPSCREW, 1/4"NC x 5/8"
	70911114	2	WASHER, 1/4"
	70914105	2	IDCKWASHER, 1/4"
	70910880	2	NUT, 1/4"NC
30	-----	1	ELEMENT, air heater (See page 28)
31	-----	1	ALTERNATOR (See page 152)
32	73067131	1	HARNES, power nxxlule (loader S/N 55S01001-up;also 76101801-up excluding 76101895-01901)
	73142051	1	HARNES, power nxxlule (loader S/N 76101895-01901)
33	70925617	2	CLAMP, harness and ground cable
	70922763	1	CAPSCREW, 3/8"NC x 1"
	70911115	1	WASHER, 3/8"
	70915891	1	LOCKNUT, 3/8"NC
34	-----	1	FLOAT (See page 37)
35	-----	4	CLAMP (See :plge 141)
36	73067149	1	ILLRNES, radiator
37	-----	1	ALARM(See page 154)
38	-----	2	LIGIIT ASSY.(See page 141)
39	70925617	1	C fi>(Use with existing control valve hardware)
40	73045696	1	WIRE ASSY.
41	70659422	1	CLAMP(See item 26 for fasteners)

(Revised January 1986)



LIGHTS AND WIRING

T-78979

ITEM	PART NO.	QTY.	DESCRIPTION
1	71006399	4	LIGHT ASSY. (See page 159)
2	71006649	2	LIGHT ASSY. (See page 158)
	70248111	2	WASHER, rubber
3	73058587	4	BRACKET
	70920582	4	CAPSCREW, 1/2"NC x 1-1/4"
	70904208	4	LOCKWASHER, 1/2"
	70933037	4	NUT, 1/2" NC
4	70926779	6	GROMMET
5	71007459	1	HARNES, front lights
	70925094	5	TIE
7	-----	1	HARNES, instrument panel and platform (See page 138)

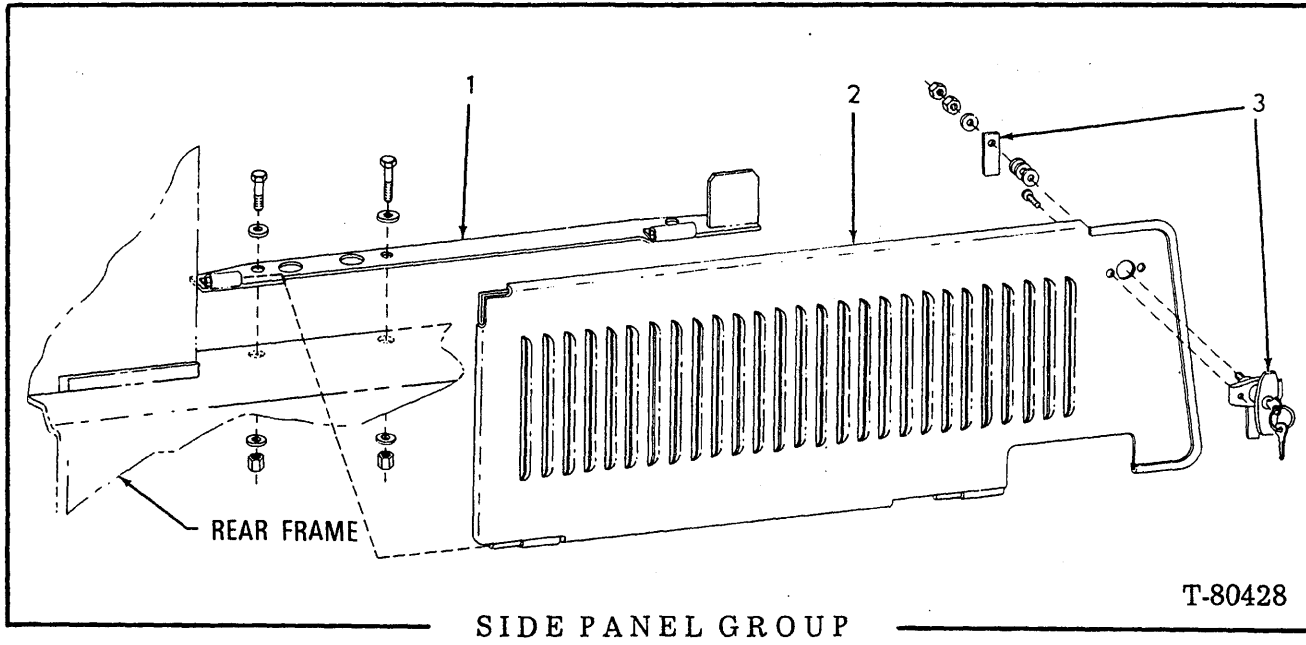
(Continued)

(Revised July 1980)

3.11

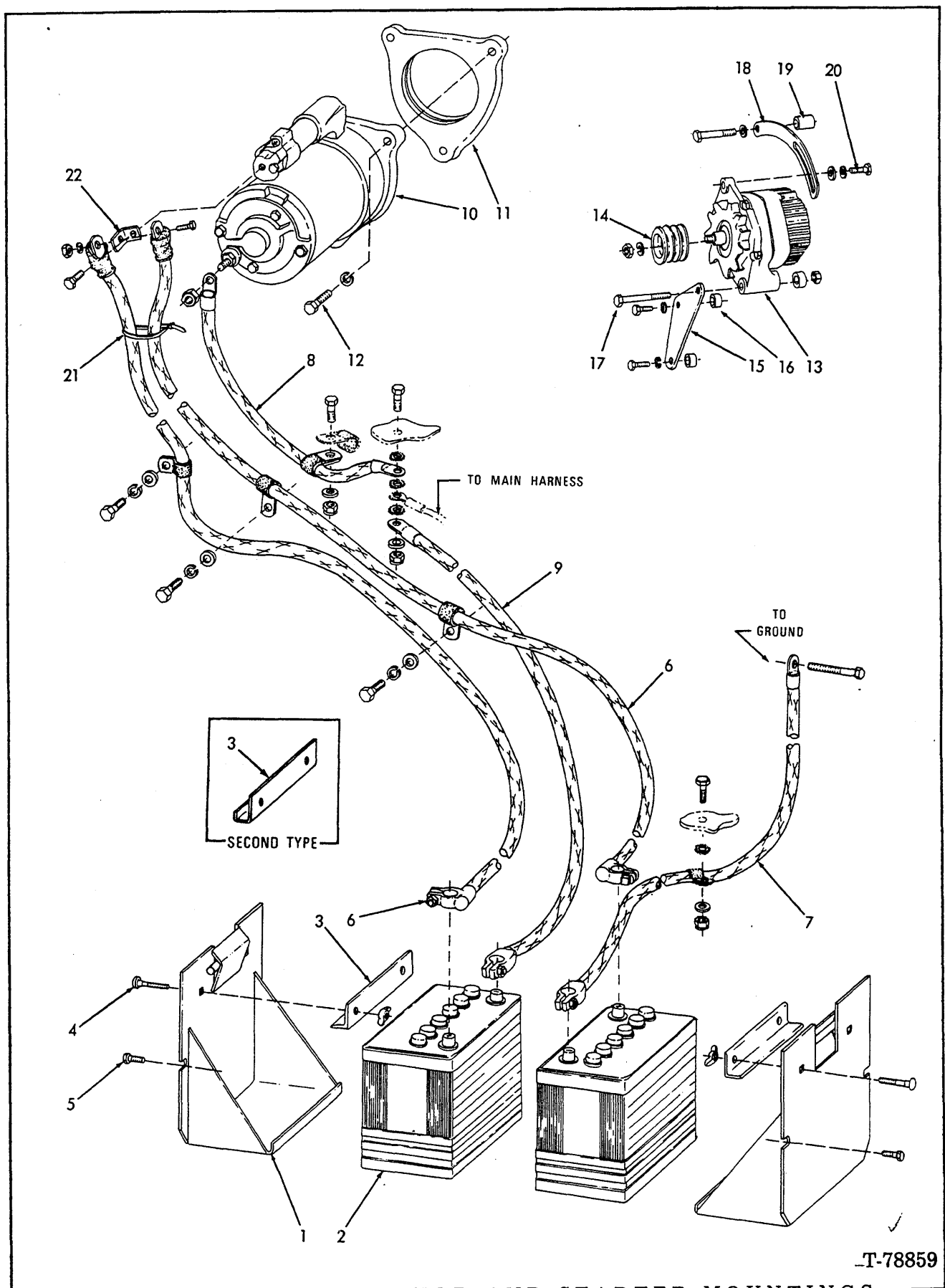
LIGHTS AND WIRING (Continued)

ITEM	PART NO.	QTY	DESCRIPTION
8	70925621	2	CLAMP
	70916271	2	CAPSCREW, 3/8" NC x 1"
	70911115	2	WASHER, plain, 3/8"
	70910287	2	LOCKWASHER, 3/8"
	70910324	2	NUT, 3/8" NC
9	70677006	1	WASHER, spacer
10	-----	1	BRACKET (See page 95)
11	-----	1	HARNESS, power module (See page 138)
12	73044502	2	LIGHT ASSY. (See page 160)
13	73067149	1	HARNESS
14	{ 70927154	1	CLAMP
	70925617	3	CLAMP
	70915408	4	CAPSCREW, 3/8" NC x 3/4"
	70910287	4	LOCKWASHER, 3/8"
	70911115	4	WASHER, plain, 3/8"
15	70932940	2	CLIP



USAGE: Special Equipment

ITEM	PART NO.	QTY.	DESCRIPTION
1	{ 73068120	1	PLATE, weld assy., left
	{ 73068121	1	PLATE, weld assy., right
	70921565	3	CAPSCREW, 3/8" NC x 1-1/2"
	70922287	3	CAPSCREW, 3/8" NC x 1-3/4"
	70677006	12	WASHER
	70918308	6	LOCKNUT, 3/8" NC
2	{ 73068069	1	SIDE PANEL, left
	{ 73068070	1	SIDE PANEL, right
3	70687010	2	HANDLE ASSY. (Serviced only as a unit)(Includes mounting hardware, pawl and 2 KEY indented below)
	70931742	2	KEY
	70929156	6	WASHER, plain, 13/32"



BATTERIES, ALTERNATOR AND STARTER MOUNTINGS

T-78859

BATTERIES, ALTERNATOR AND STARTER MOUNTINGS

ITEM	PART NO.	QTY.	DESCRIPTION
1	71004161	2	SUPPORT
2	70695469	2	BATTERY, 12 volt, dry(each requires 6-3/4 qts. electrolyte - see item 23)
3	71004717	2	ANGLE(Loaders prior to S/N 02002)
	73077852	1	PLATE(Loader S/N 02002-up)
4	70920265	4	BOLT, 5/16"NC x 2-1/4"(Loaders prior to S/N 02002)
	70921930	1	BOLT, 5/16"NC x 2-1/2"(Loaders S/N 02002-up)
	70918468	4	NUT, 5/16"NC
5	70927187	4	CAPSCREW, 3/8"NC x 1"
6	73067132	2	CABLE(Each includes battery and starter connectors)
	70925408	3	CAPSCREW, 3/8"NC
	70932619	1	CLAMP
	70925617	2	CLAMP
	70910287	3	LOCKWASHER, 3/8"
	70911115	3	WASHER, 3/8"
7	71007704	1	CABLE
	70919015	1	CAPSCREW, 3/8"NC x 3-1/2"
	70922763	1	CAPSCREW, 3/8"NC x 1"
	70912301	1	LOCKWASHER, 3/8"
	70911115	1	WASHER, 3/8"
	70915891	1	NUT, 3/8"NC
8	73067129	1	CABLE
	70925617	1	CLAMP
	70922763	1	CAPSCREW, 3/8"NC x 1"
	70911115	1	WASHER, 3/8"
	70915891	1	NUT, 3/8"NC
9	71007707	1	CABLE
	70916272	1	CAPSCREW, 3/8"NC x 1"
	70911115	1	WASHER, 3/8"
	70912301	3	LOCKWASHER, 3/8"
	70915891	1	NUT, 3/8"NC
10	-----	1	STARTER (See page 156)
11	74021190	1	SPACER
12	70916274	3	CAPSCREW, 3/8"NC x 2-1/4"
	70910287	3	LOCKWASHER, 3/8"
13	-----	1	ALTERNATOR(See page 152)
14	71007868	1	PULLEY
15	74022768	1	*BRACKET
	74009265	1	**BRACKET
	70916273	2	*CAPSCREW, 3/8"NC x 1-3/4"
	70914392	2	**CAPSCREW, 5/16"NC x 1"
	70910287	2	*LOCKWASHER, 3/8"
	70904205	2	**LOCKWASHER, 5/16"
16	74024076	3	SPACER(Two less used on units equipped 649T Engine)
17	70919015	1	*CAPSCREW, 3/8"NC x 3-1/2"
	70922849	1	**CAPSCREW, 3/8"NC x 4"
	70919439	1	NUT, lock, 3/8"
18	74024641	1	*LEVER
	74007688	1	**LEVER
	70927218	1	*CAPSCREW, 3/8"NC x 2-3/4"
	70916269	1	**CAPSCREW, 3/8"NC X 7/8"
	70910287	1	LOCKWASHER, 3/8"

(Continued)

(Revised January 1986)

BATTERIES, ALTERNATOR AND STARTER MOUNTINGS(Continued)

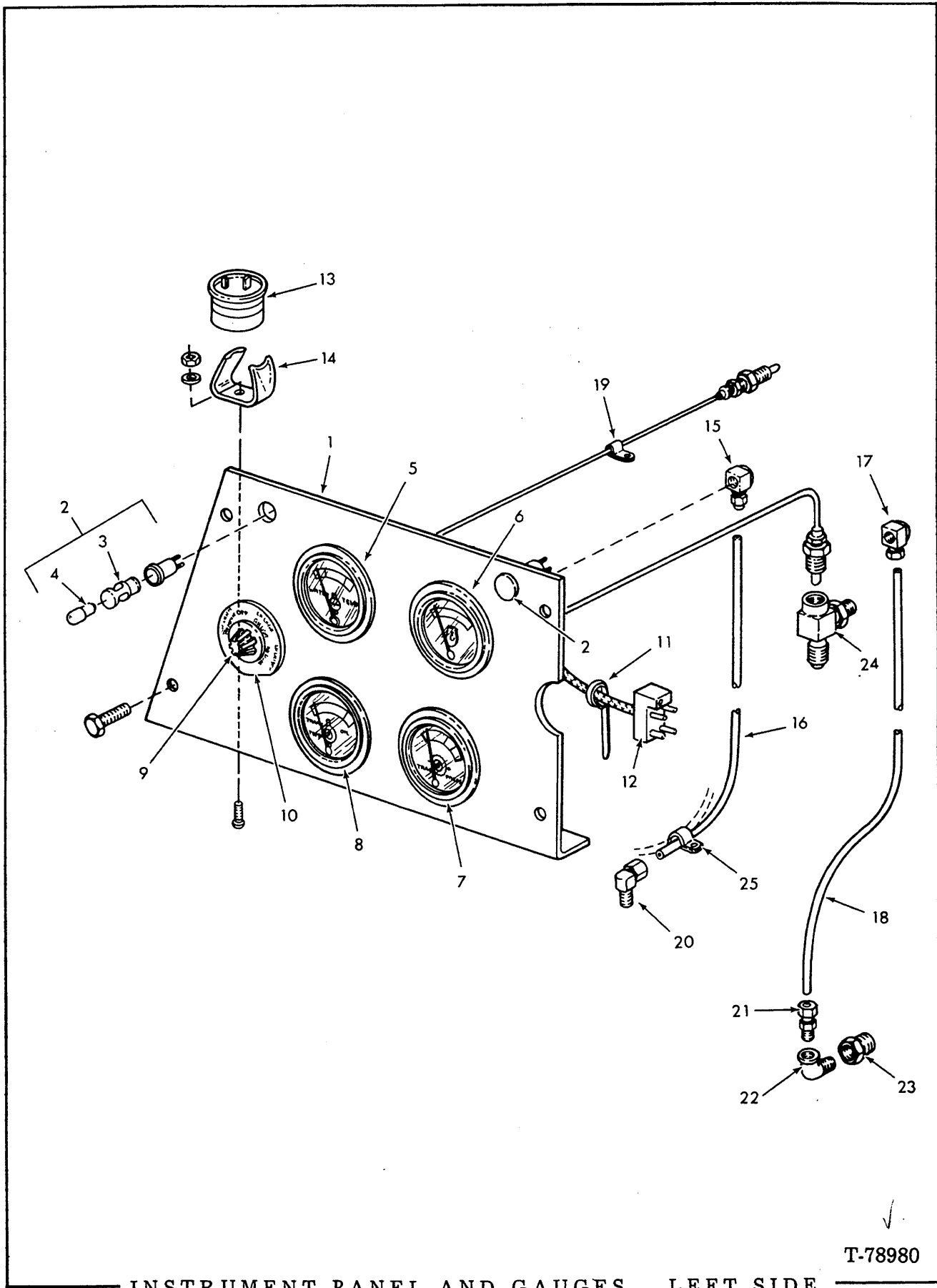
ITEM	PART NO.	QTY.	DESCRIPTION
19	74006677	1	SPACER
20	70914670	1	CAPSCREW, 5/16"NC x 1-1/8"
	70677006	1	WASHER(Special)
	70917356	1	LOCKWASHER, 5/16"
21	70925094	2	TIE
22	71012374	1	BAR, bus
	70922763	1	CAPSCREW, 3/8"NC x 1"
	70910287	1	LOCKWASHER, 3/8"
	70910324	1	NUT, 3/8"NC
23	70243526	-	ELECTROLYTE, 6.1 quarts("Z" pack)
	70243527	-	ELECTROLYTE, 5 gallons ("F" pack)
24	70243528	1	HOSE, dispenser(For use with "F" pack)

\*2800 MKI Engine. Loader S/N 55S01001-up; also  
76L01801-up excluding 76L01895-01901.

\*\*649T Engine. Loader S/N 76L01895-01901.



MEMO



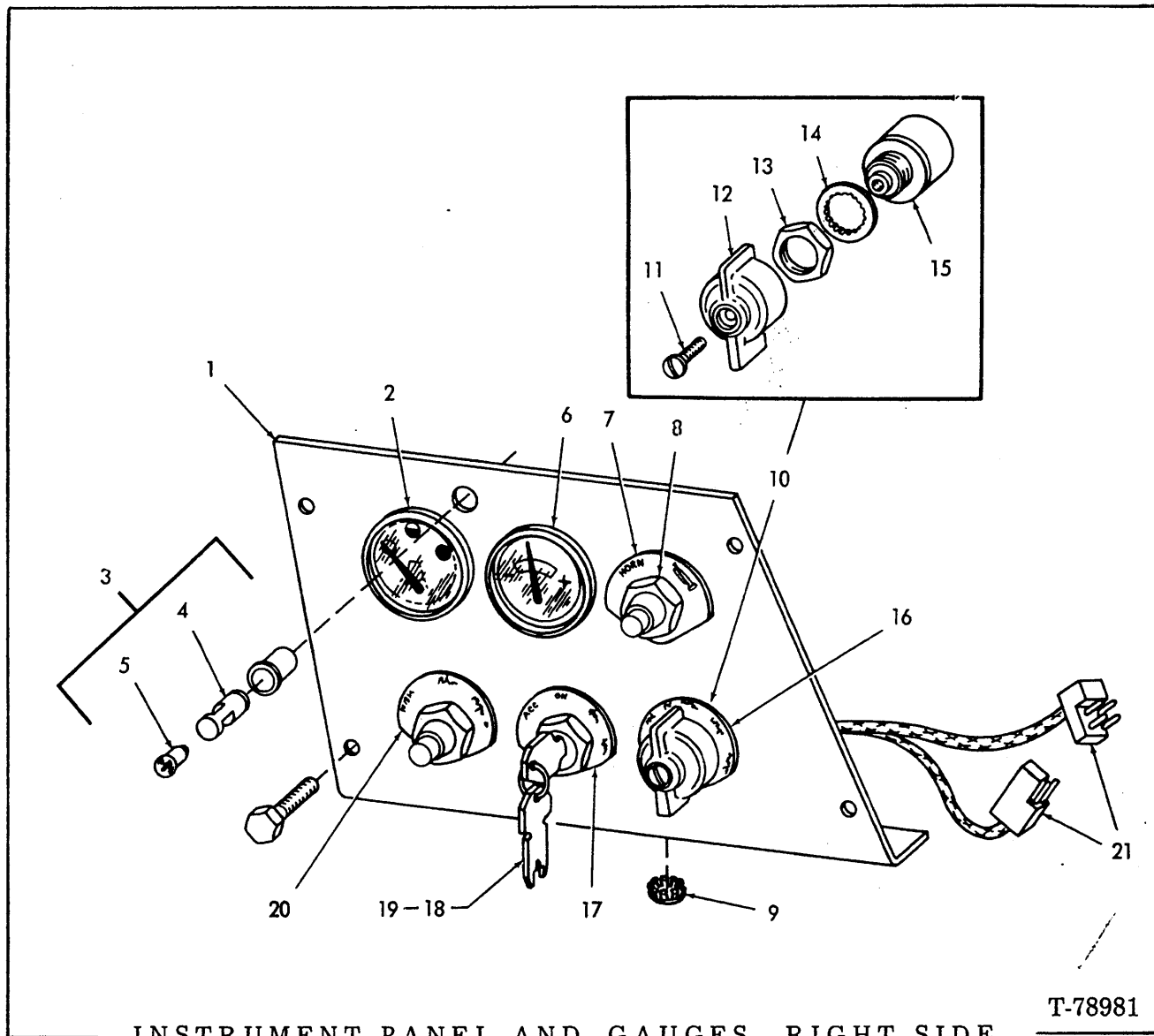
T-78980

INSTRUMENT PANEL AND GAUGES - LEFT SIDE

INSTRUMENT PANEL AND GAUGES - LEFT SIDE

ITEM	PART NO.	QTY.	DESCRIPTION
1	73067151	1	PANEL
	70927187	4	CAPSCREW, 3/8" NC x 1"
2	73023024	2	LIGHT ASSY. (Includes items 3 and 4)
3	73037183	2	SHIELD
4	73046487	2	BULB
5	73064082	1	GAUGE ASSY., water temp. (Includes tube and sender)
6	70691745	1	GAUGE, engine oil pressure
7	73067156	1	GAUGE, transmission main pressure
8	73070829	1	GAUGE ASSY., converter oil temp. (Includes tube and sender)
9	71006605	1	SWITCH
	70918748	1	WASHER, 23/32" x 1-1/4" I.D.
10	73068398	1	PLATE, instruction
11	73058052	1	CLIP
12	73067157	1	HARNES
13	70248109	1	FLASHER
14	70245562	1	BRACKET
	70930487	1	SCREW, 10-24, x 1/4"
	70922711	1	LOCKWASHER, No. 10
	70916621	1	NUT, 10-24
15	70925093	1	ELBOW, 3/16" tube, 3/8" str. thd.
16	-----	1	TUBE, 158" long (Refer to item 26)
17	70928800	1	ELBOW, 1/4" tube, 1/8" NPTF
18	73048711	1	TUBE, 110" long
19	70926907	1	CLAMP (Use existing hardware)
20	70928923	1	ELBOW, male, 1/4" tube, 1/8" NPTF
21	70925161	1	CONNECTOR, 3/16" tube, 1/8" pipe thd.
22	70904230	1	ELBOW, street, 45°, 1/8" pipe
23	70901825	1	BUSHING, pipe, 1/4" x 1/8"
24	73040720	1	TEE (Includes O-RING indented below)
	70923876	1	O-RING
25	70926866	1	CLAMP (at rear of engine)
	70916309	1	CAPSCREW, 1/2" NC x 3/4"
26	73067681	-	TUBE (50' length - use as required)

ALWAYS GIVE MODEL AND SERIAL NUMBER WHEN ORDERING PARTS



INSTRUMENT PANEL AND GAUGES - RIGHT SIDE

T-78981

ITEM	PART NO.	QTY.	DESCRIPTION
1	73067150	1	PANEL
	70927187	4	CAPSCREW, 3/8" NC x 1"
2	74818261	1	GAUGE ASSY., fuel (Includes bracket, washers and nuts) (See page 37 for sending unit)
3	73023024	1	LIGHT ASSY. (Includes items 4 and 5)
4	73037183	1	SHIELD
5	73046487	1	BULB
6	73064081	1	GAUGE ASSY. (Includes bracket, washers and nuts)
7	73067154	1	PLATE, horn
8	73073459	2	SWITCH
9	70921113	1	PLUG
10	73057959	1	SWITCH ASSY. (Includes items 11 thru 15)
11	70928595	1	SCREW, 8-32 x 5/8" (Includes lockwasher)
12	73058917	1	KNOB

(Continued)

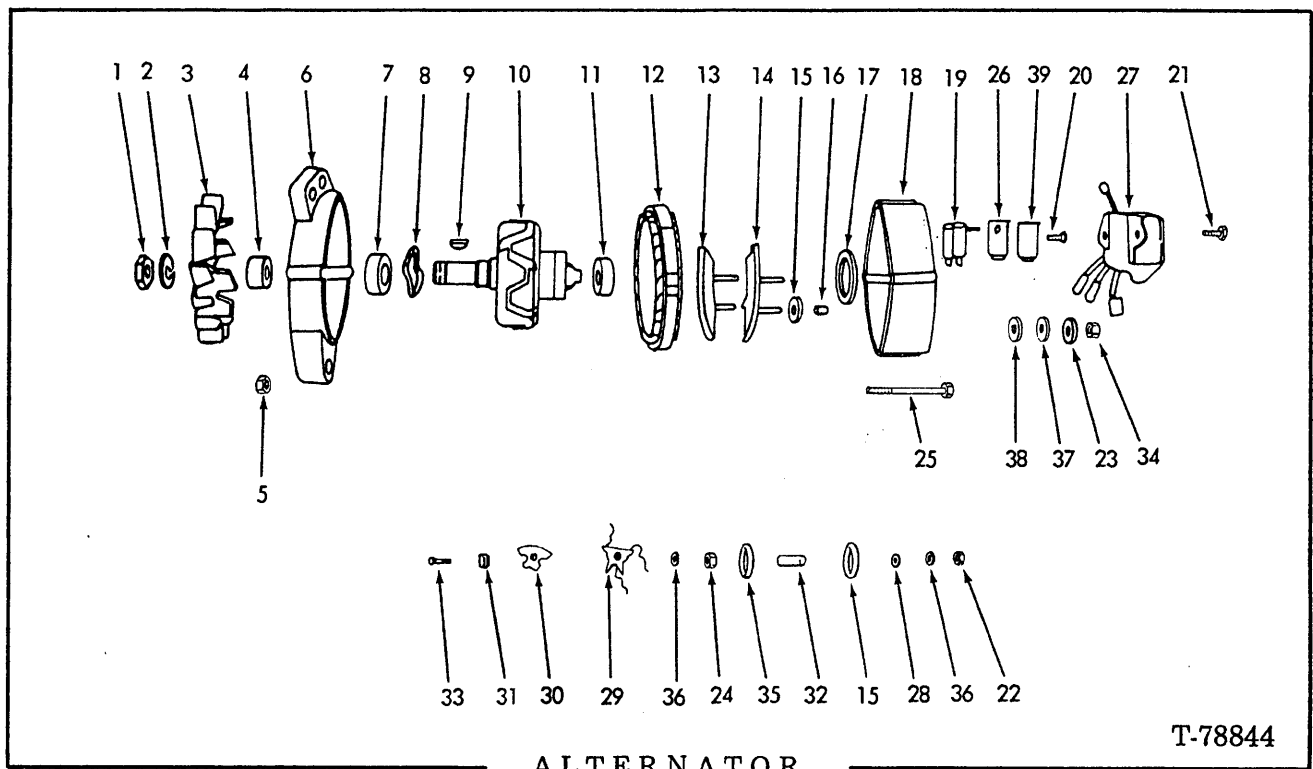
(Revised October 1980)

INSTRUMENT PANEL AND GAUGES - RIGHT SIDE (Continued)

ITEM	PART NO.	QTY	DESCRIPTION
13	73058919	1	NUT
14	70922088	1	WASHER
15	-----	1	SWITCH (Order item 10)
	70917393	5	SCREW, 8-32 x 3/8"
	70917395	5	LOCKWASHER, No. 8
16	73057505	1	PLATE, instruction
17	73067153	1	PLATE, instruction
18	70689096	1	SWITCH, key (Includes item 19)
19	73062381	2	KEY
20	73067155	1	PLATE, instruction
21	-----	1	HARNESS (See page 138)
22	70918748	2	WASHER (1 under item 10 and item 17), 23/32" x 1-1/4" O.D.

ALWAYS GIVE MODEL AND SERIAL NUMBER WHEN ORDERING PARTS

(Revised November 1979)



ALTERNATOR

T-78844

USAGE: See page 138.

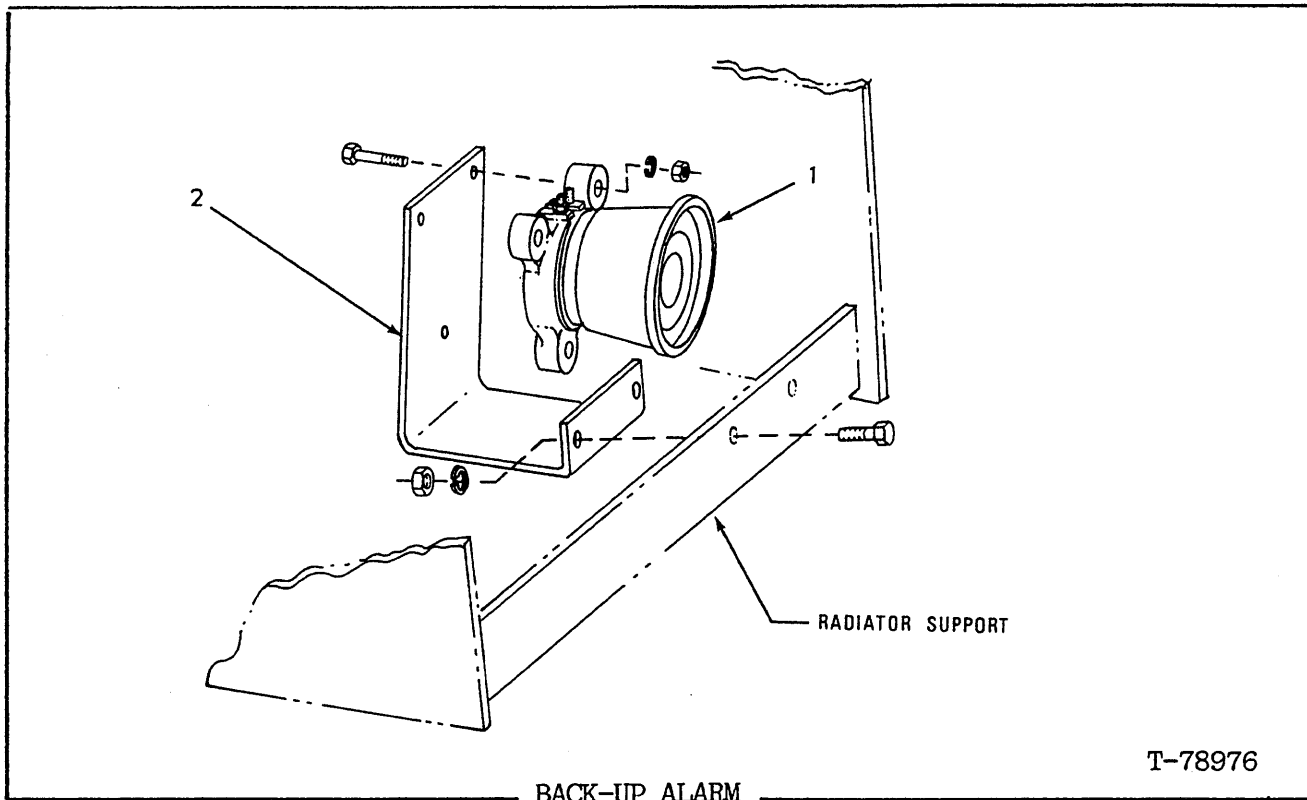
ITEM	PART NO.	QTY.	DESCRIPTION
-	71007875	1	ALTERNATOR (Motorola No. 8AR2021K)(Includes items 1 thru 39)
1	71005177	1	NUT
2	71005178	1	LOCKWASHER, 5/8"
3	71005179	1	FAN
4	71005180	1	SPACER
5	71005181	4	NUT, No. 10
6	71005182	1	HOUSING
7	71005183	1	BEARING
8	71005184	1	RETAINER
9	70918945	1	KEY
10	71005185	1	ROTOR ASSY.
11	71005186	1	BEARING
12	71005187	1	STATOR ASSY.
13	73067059	1	DIODE ASSY., rectifying, negative
14	73067060	1	DIODE ASSY., rectifying, positive
15	71005190	3	WASHER, insulating
16	71008457	1	INSULATOR, sleeve, 1/4" long
17	70923811	1	O-RING
18	71008449	1	HOUSING
19	71005194	1	BRUSH ASSY. AND COVER
20	71005195	2	SCREW, No. 8 x 1/2"
21	71005196	3	SCREW, No. 10 x 1/2"
22	71005197	3	LOCKNUT, No. 10 x 3/8"

(Continued)

ALTERNATOR (Continued)

ITEM	PART NO.	QTY.	DESCRIPTION
23	70916964	1	WASHER
24	71005201	3	NUT, No. 10 x 3/8"
25	74999516	4	BOLT, machine No. 10 x 2-55/64"
26	71008454	1	SHIELD, brush assy.
27	73067061	1	REGULATOR, voltage
28	71005359	1	WASHER, flat
29	73067062	1	FIELD DIODE
30	71008455	8	INSULATOR, field diode
31	71008456	1	INSULATOR, square
32	71008458	1	INSULATOR, sleeve No. 10
33	71008461	2	BOLT, carriage
34	70916622	1	NUT, 1/4"
35	71005198	1	WASHER, insulating No. 10 x 1/2"
36	70917365	3	WASHER, split
37	71008640	1	WASHER, flat
38	71008641	2	WASHER, insulator
39	-----	1	COVER, brush holder (Order item 19)

ALWAYS GIVE MODEL AND SERIAL NUMBER WHEN ORDERING PARTS

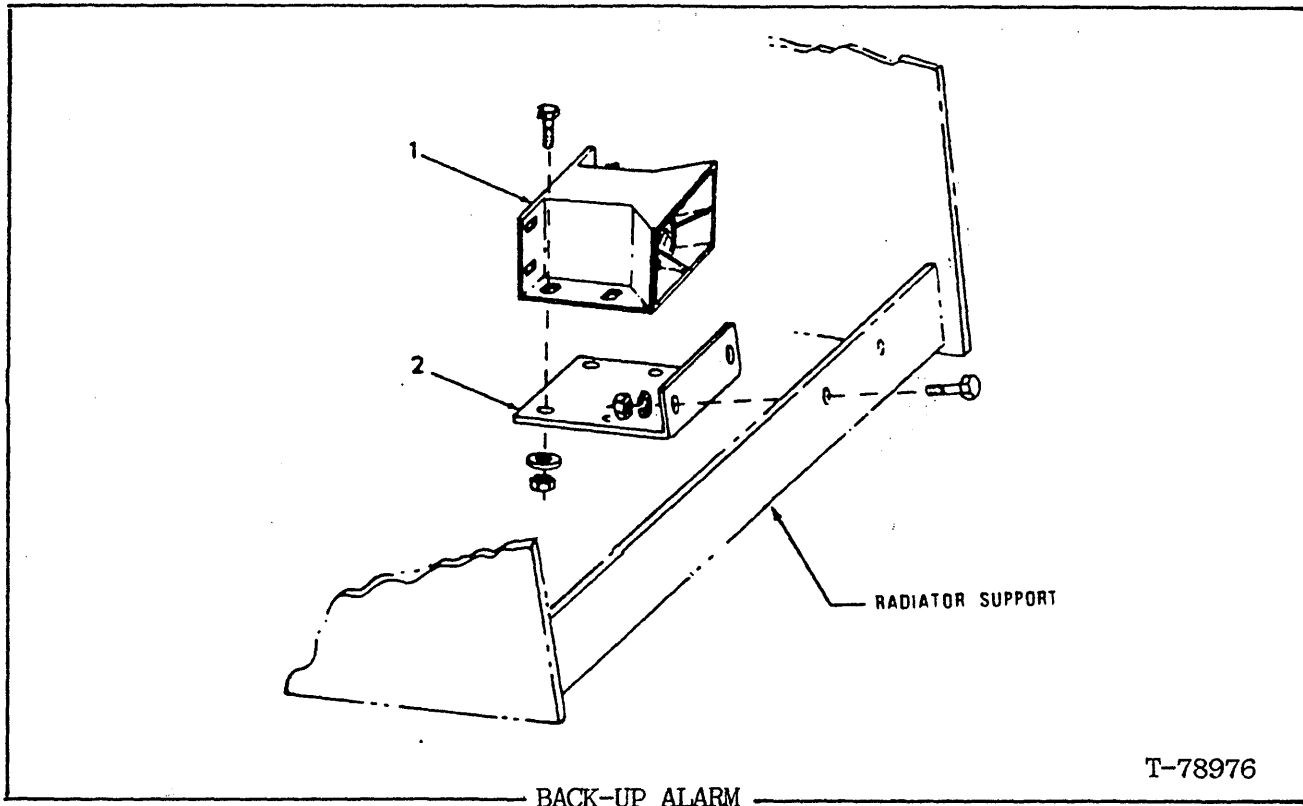


USAGE: See page 138. Loaders S/N 55S01001-up; also 76L01801-76L01968 excluding 76L01895-01901.

ITEM	PART NO.	QTY.	DESCRIPTION
1	70699053	1	ALARM
	70916286	3	CAPSCREW, 1/4"NC x 1-1/2"
	70904204	3	LOCKWASHER, 1/4"
	70910880	3	NUT, 1/4"NC
2	73067197	1	BRACKET
	70922763	2	CAPSCREW, 3/8"NC x 1"
	70910287	2	LOCKWASHER, 3/8"
	70910324	2	NUT, 3/8"NC

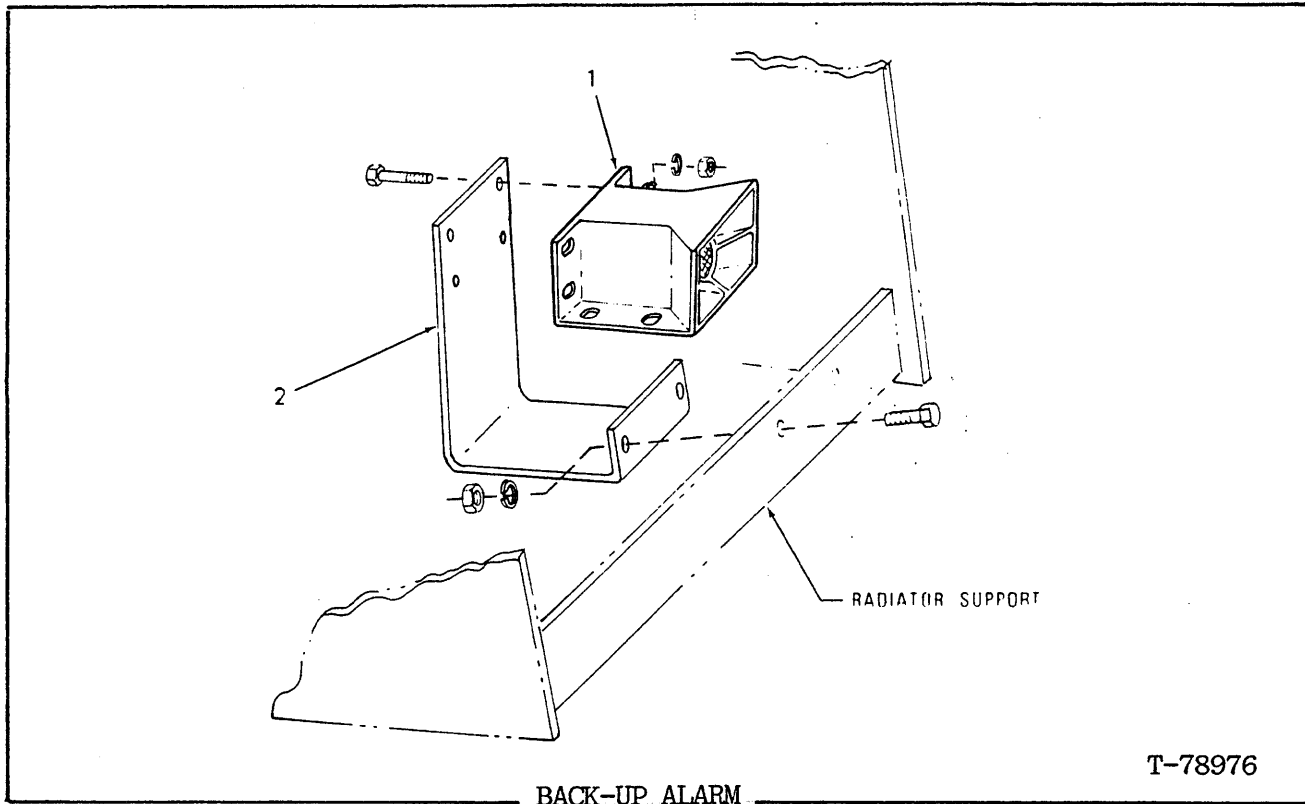
(Revised January 1986)





USAGE: Loader S/N 76L01895-76L01901

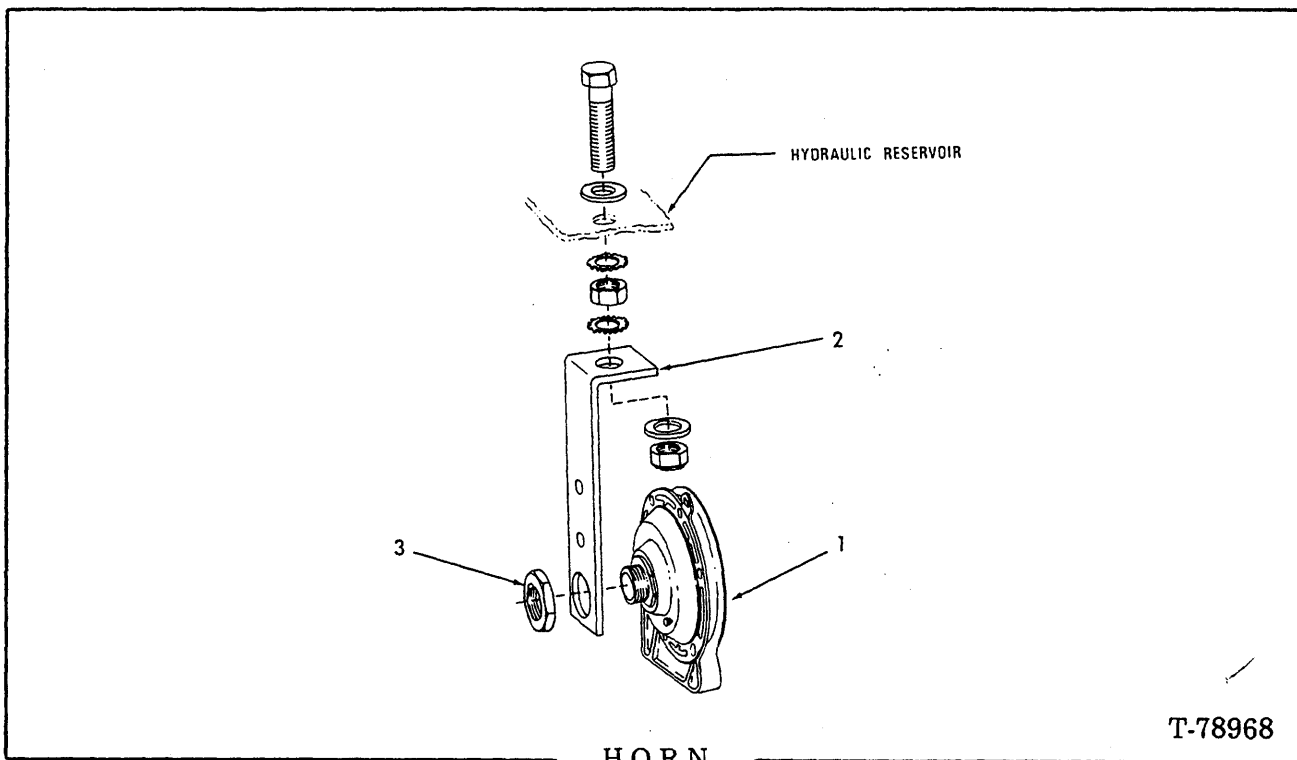
ITEM	PART NO.	QTY.	DESCRIPTION
1	73131968	1	ALARM
	70928138	4	CAPSCREW, 1/4"NC x 5/8"
	70928190	4	WASHER
	70916622	4	NUT, 1/4"NC
2	73143624	1	BRACKET
	70922763	2	CAPSCREW, 3/8"NC x 1"
	70910287	2	LOCKWASHER, 3/8"
	70910324	2	NUT, 3/8"NC



T-78976

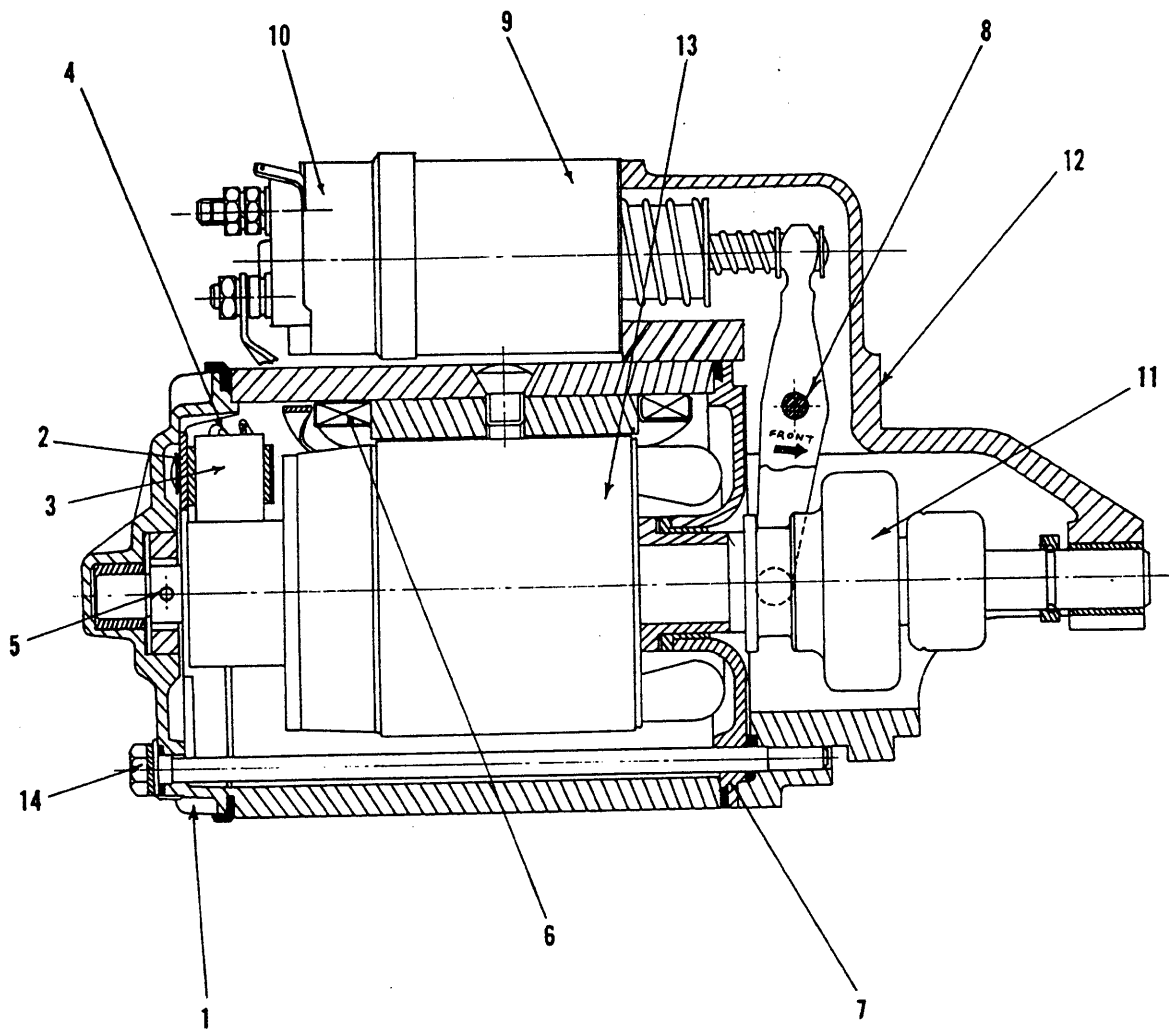
USAGE: Loader S/N 76L01969-up

ITEM	PART NO.	QTY.	DESCRIPTION
1	73131968	1	ALARM
	70921566	4	CAPSCREW, 1/4"NC x 5/8"
	70929292	4	WASHER
	70917372	4	NUT, 1/4"NC
2	73139317	1	BRACKET
	70922763	2	CAPSCREW, 3/8"NC x 1"
	70910287	2	LOCKWASHER, 3/8"
	70910324	2	NUT, 3/8"NC



USAGE: See page 138.

ITEM	PART NO.	QTY.	DESCRIPTION
1	73044471	1	HORN
2	73044843	1	BRACKET
	70916314	1	CAPSCREW, 1/2" NC x 2"
	70917379	2	WASHER, plain, 1/2"
	70910325	1	NUT, 1/2" NC
	70910210	2	LOCKWASHER, 1/2"
	70915972	1	LOCKNUT, 1/2" NC
3	73042966	1	NUT



STARTING MOTOR

T-78846

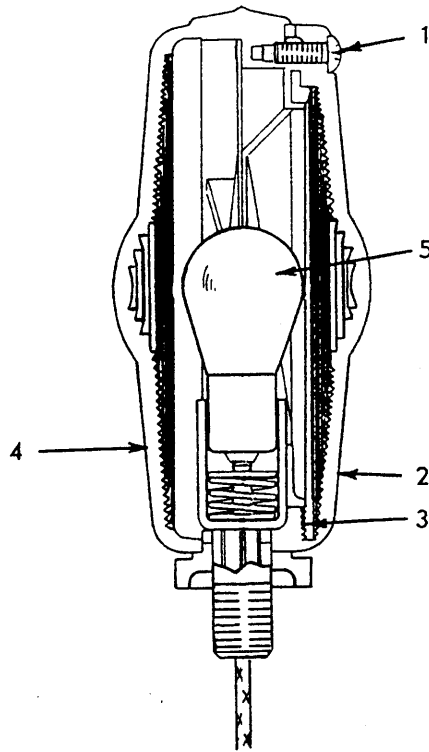
## STARTING MOTOR

USAGE: See page 138.

ITEM	PART NO.	QTY.	DESCRIPTION
-	70256898	1	MOTOR ASSY., starting (Lucas M50)
1	70256939	1	KIT, bracket, comm. end.
2	70256940	1	KIT, mount plate, brush
3	70256951	1	KIT, brush
4	70256953	1	KIT, spring brush
5	70256944	1	KIT, brake
6	70256941	1	KIT, field coil
7	73067106	1	KIT, bracket, intermed.
8	70256946	1	KIT, link, solenoid
9	70256948	1	SOLENOID
10	70257164	1	KIT, cover, solenoid
11	70256947	1	KIT, drive
12	73067107	1	KIT, bracket, drive end
13	70256952	1	KIT, armature
14	70256950	1	KIT, bolt, through
15	70256943	1	KIT, bushing, overhaul
16	70256945	1	KIT, seal, overhaul
17	70256955	1	KIT, misc. parts, overhaul

} Not illustrated

ALWAYS GIVE MODEL AND SERIAL NUMBER WHEN ORDERING PARTS



T-78822

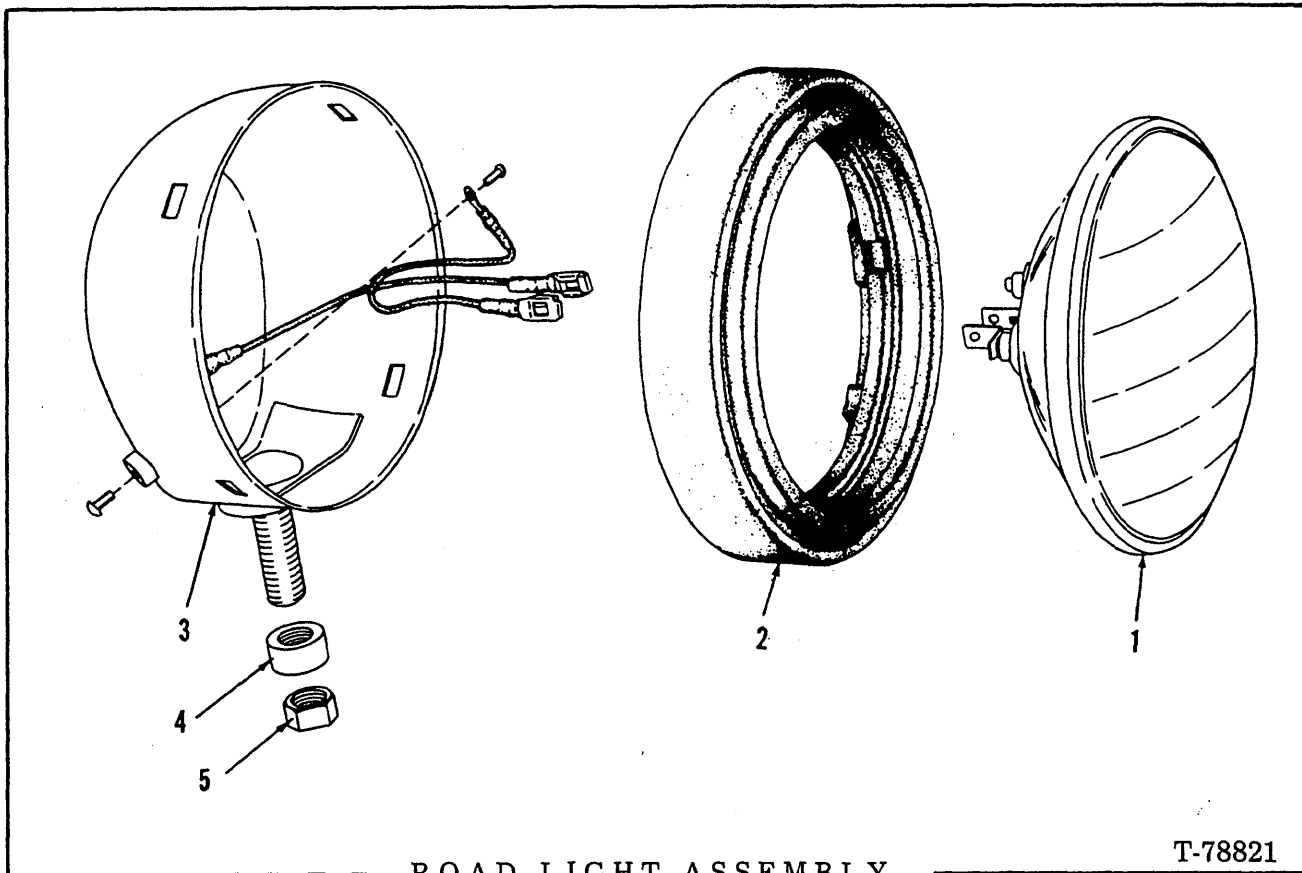
LIGHT ASSEMBLY  
(Warning)

USAGE: See page 141.

NOTE: Quantity shown is for one LIGHT ASSY.

ITEM	PART NO.	QTY.	DESCRIPTION
-	71006649	1	LIGHT ASSY., turn signal (Includes items 1 thru 5)
1	-----	3	SCREW (Order LIGHT ASSY.)
2	70254939	1	LENS, amber
3	-----	1	GASKET (Order LIGHT ASSY.)
4	-----	1	BODY (Order LIGHT ASSY.)
5	73056674	1	BULB (12 v)
6	70913177	1	NUT, 1/2"NF
	70920428	1	LOCKWASHER, ext. tooth, 1/2" } Not illustrated
	70248111	1	WASHER, rubber } Not illustrated

(Revised July 1980)



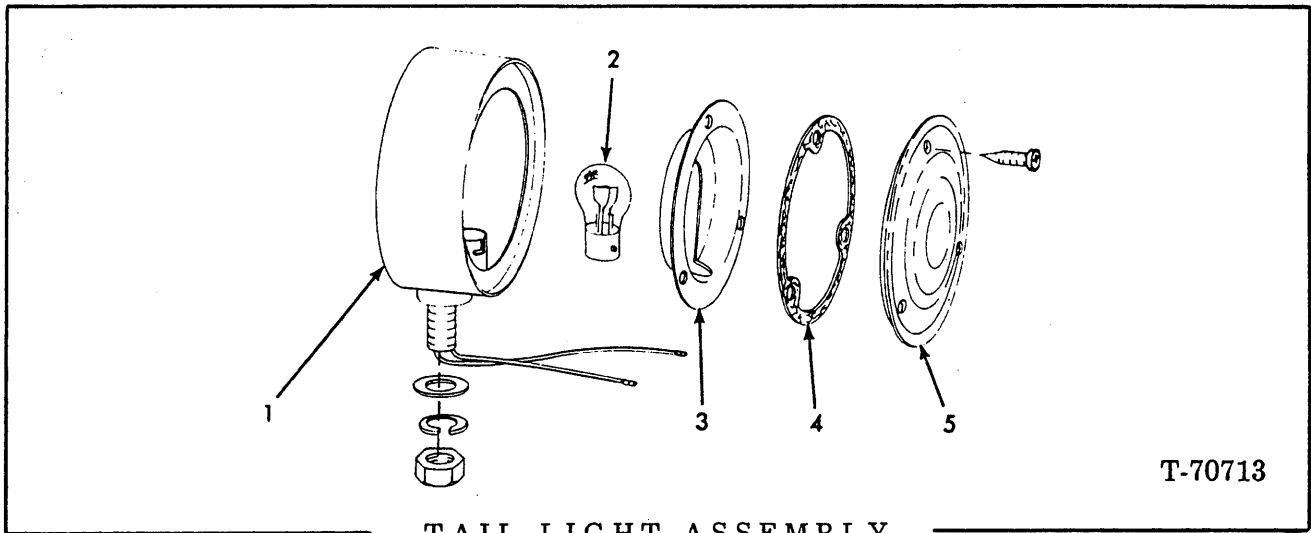
ROAD LIGHT ASSEMBLY

T-78821

USAGE: See page 141.

NOTE: Quantity indicated is for one light assy.

ITEM	PART NO.	QTY.	DESCRIPTION
-	71006399	2	LIGHT ASSEMBLY (Includes items 1 thru 5)
1	73020947	1	SEALED BEAM (12 v.)
2	70621821	1	RETAINER
3	-----	1	SHELL ASSY. (Order LIGHT ASSEMBLY)
4	71006992	1	PIVOT
5	70914487	1	NUT, 1/2" NF

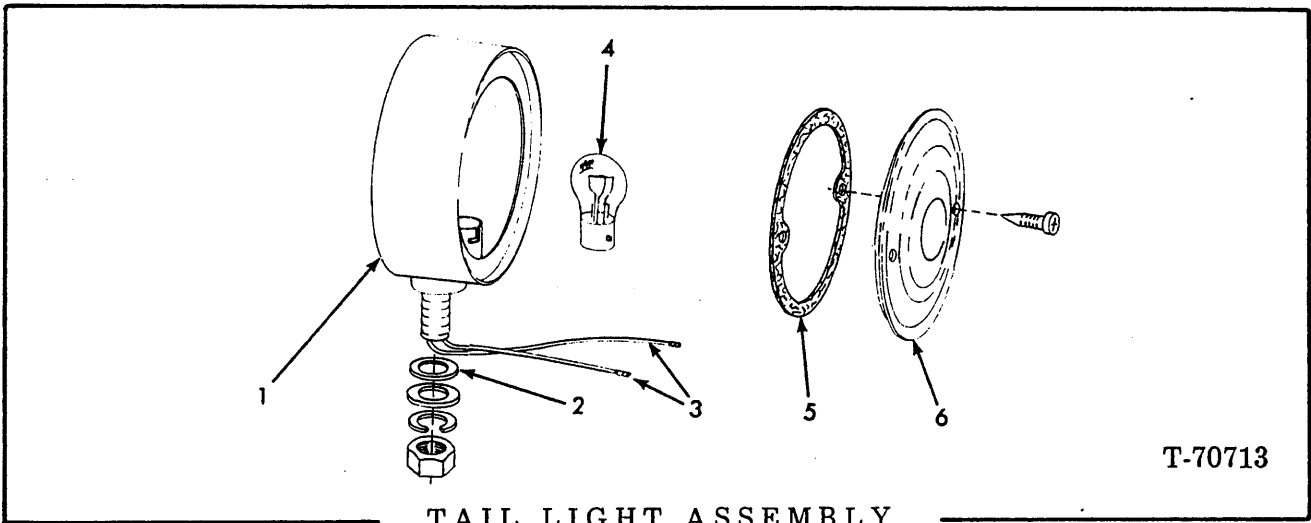


T-70713

**TAIL LIGHT ASSEMBLY**

**USAGE:** First Type — Uses 3 Lens Mounting Screws.

ITEM	PART NO.	QTY.	DESCRIPTION
-	-----	1	LIGHT ASSY. } (Order Second Type LIGHT ASSY.)
1	-----	1	BODY ASSY. }
2	70928348	1	BULB, 12 volt
3	73036242	1	REFLECTOR
4	73036241	1	GASKET
5	73036240	1	LENS



T-70713

**TAIL LIGHT ASSEMBLY**

**USAGE:** Second Type — Uses 2 Lens Mounting Screws

ITEM	PART NO.	QTY.	DESCRIPTION
-	73069237	1	LIGHT ASSY. (Includes items 1 thru 6)
	70906985	1	WASHER, 7/16"
	70914678	1	LOCKWASHER, 7/16"
	70912201	1	NUT, 7/16" NC
1	-----	1	BODY (Order LIGHT ASSY.)
2	73069241	1	PAD
3	73069240	1	WIRE ASSY. (Includes terminals)
4	70928348	1	BULB, 12 volt
5	73069196	1	GASKET
6	73069239	1	LENS



PAINTING AND MARKING

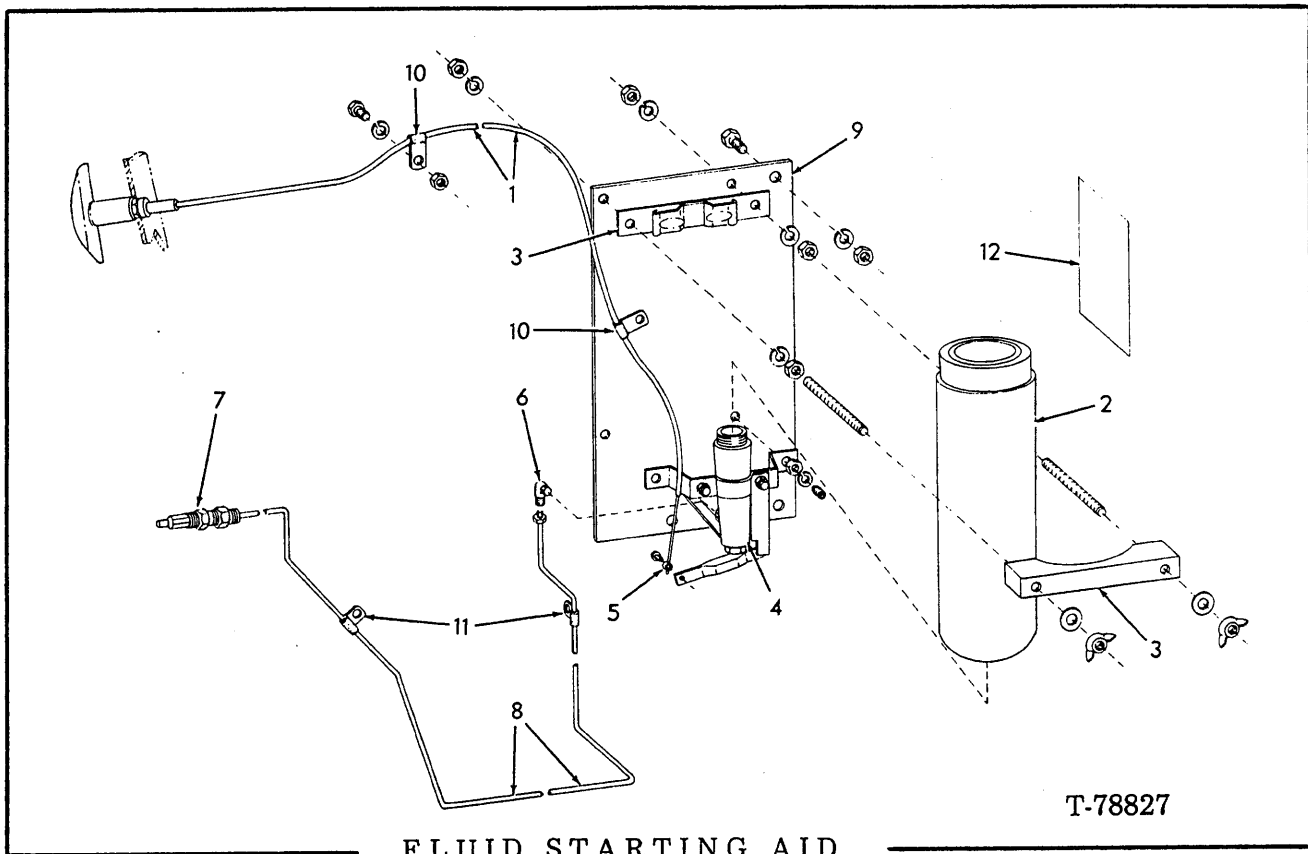
ITEM	PART NO.	QTY.	DESCRIPTION
-	73067610	1	DECAL KIT (Includes items 5 thru 40 except item 6)
1	70698037	-	ENAMEL, F-A yellow orange, 12 oz. aerosol can
2	70698038	-	ENAMEL, F-A yellow orange, gallon can
3	70925433	-	ENAMEL, black, quart can
4	70925436	-	ENAMEL, black 12 oz. aerosol can
5	73062870	-	DECAL, strip, 300" (front frame, hydraulic tank, hood and radiator support)
6	73061463	1	ACTIVATOR, 16 oz can (use to improve adhesion of decals)
7	70694423	1	DECAL, "F-A" trade mark (front frame)(black)
	71309808	3	DECAL, "F-A" trade mark (front frame and hood) (brown)
8	70694430	2	DECAL, "Fiat-Allis" (hood)(black)
9	70694436	1	DECAL, "Fiat-Allis" (rear frame plate)(black)
	79041021	1	SIGN, "Fiat-Allis" (rear frame plate (brown)
10	70734342	3	DECAL, "345-B (front frame)(black)
	73137063	3	SIGN, "345-B" (front frame)(brown)
11	71004686	1	DECAL, 1-2-3 (transmission shift handle)
12	73058036	1	DECAL, circuit breaker (breaker box)
13	73066552	1	DECAL, front fender
14	73066554	1	DECAL, start up - shut down (to canopy)
15	73066556	1	DECAL, bucket (canopy)
16	73066557	2	DECAL, articulation (lower left front frame)
17	73067606	1	DECAL, clutch cut-off (hydraulic tank)
18	73067607	1	DECAL, hydraulic oil level (hydraulic reservoir)
19	73067621	1	DECAL, air restrictor indicator
20	73067622	1	DECAL, single lever (hydraulic console)
21	73067115	1	DECAL, lube chart (L.H. side of front frame)
22	73067118	1	DECAL, operation (canopy)
23	73067119	1	DECAL, transmission instruction (instrument panel)
24	73067120	1	DECAL (parking brake lever)
25	73067712	1	DECAL, patent (R.H. side of cowl)
26	73067801	1	INSTRUCTION SHEET, decal kit
27	73107881	2	DECAL, blades and belts (radiator support)
28	73107882	2	DECAL, flammable vapors (above battery box)
29	73107884	2	DECAL, warning, coolant pressure (radiator support)
30	73107890	2	DECAL, warning, scissors point (dump cylinder)
31	73107894	1	DECAL, warning, element cleaning (air cleaner body)
32	73107895	1	DECAL, warning - do not start (R.H. side of cowl)
33	73107897	1	DECAL, warning, inoperative brakes (L.H. side of platform below cowl)
34	73108722	1	DECAL, warning, starting fluid (air intake stack)
35	73108820	1	DECAL, warning, brake fluid lever (L.H. side of hydraulic tank)
36	73109131	1	DECAL, instruction manual (L.H. hydraulic tank rail or seat)
37	73109134	1	DECAL, battery disconnect (radiator support)
38	73109796	1	APPLICATOR, plastic (for smoothing decals)
39	73109818	1	INSTRUCTION, decal storage and application
40	73112962	1	DECAL, safety support (left side of front frame)
41	73066564	2	DECAL, emergency steering (battery box)
42	73069338	1	DECAL, emergency steering (Instrument panel)

(Continued)

PAINTING AND MARKING (Continued)

ITEM	PART NO.	QTY.	DESCRIPTION
43	70654127	2	DECAL, clean daily - (multi-purpose bucket cylinders)
44	73121300	1	KIT, machine sign, French (See NOTE below)
45	73121301	1	KIT, machine sign, Italian (See NOTE below)
46	73121303	1	KIT, machine sign, Spanish (See NOTE below)

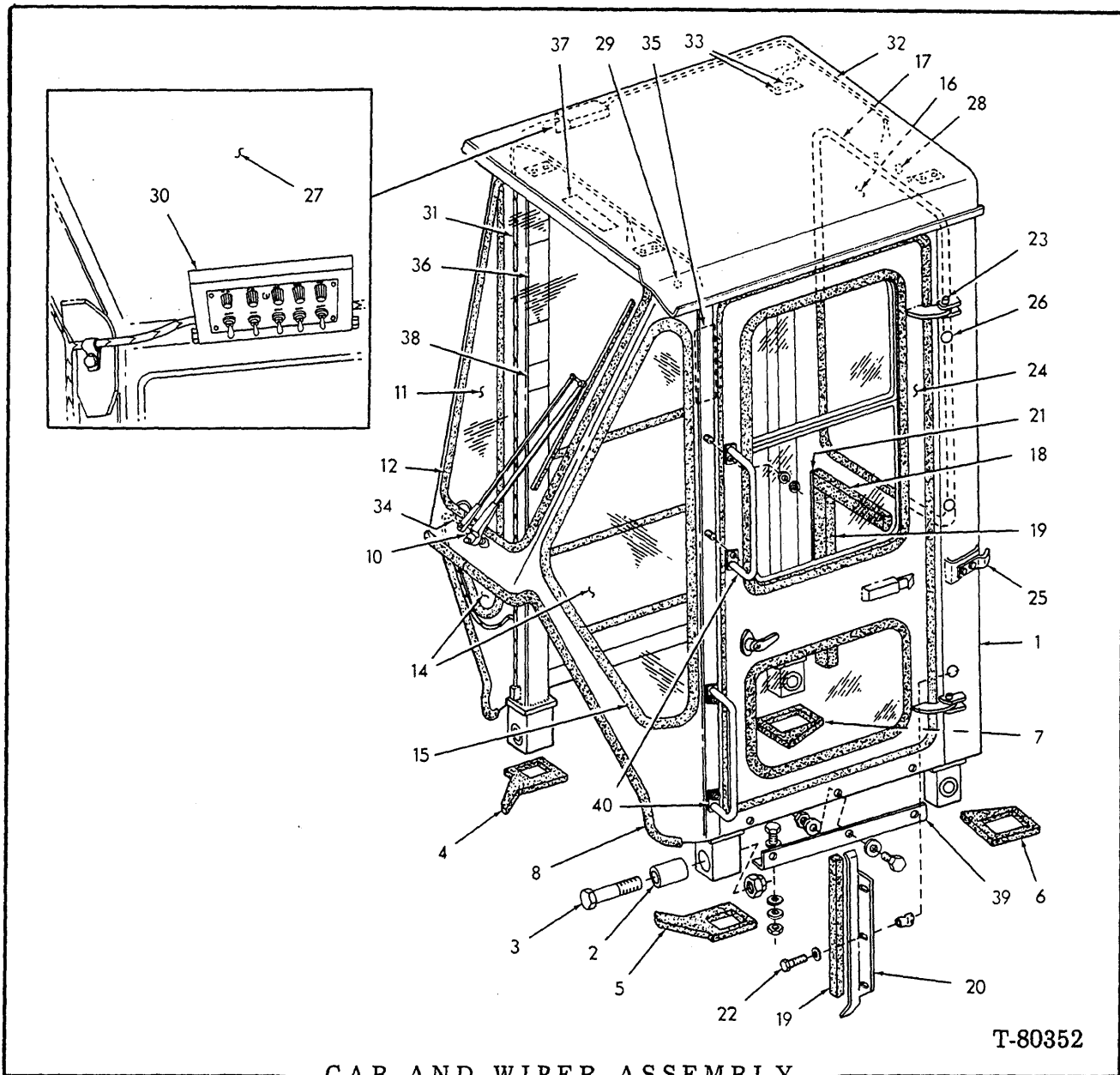
NOTE: Items 44 thru 46 includes all decals required for complete marking of the machine, but does not include trademark and model designation decals.



FLUID STARTING AID

USAGE: Special Equipment

ITEM	PART NO.	QTY.	DESCRIPTION
-	73067444	1	QUICK START ASSY. (Includes items 1 thru 8)
1	73067580	1	CABLE ASSY.
2	74024792	1	CYLINDER
3	73041822	1	CLAMP ASSY.
4	73069433	1	VALVE ASSY.
	70916713	2	SETSCREW, 5/16" NC x 1"
	70904205	2	LOCKWASHER, 5/16"
	70910323	2	NUT, 5/16" NC
5	73066657	1	CABLE STOP ASSY.
6	70910198	1	ELBOW ASSY., 5/16" tube, 1/4" pipe
7	73067534	1	ATOMIZER (used prior to unit No. 1094 including 1096, 1100 and 1103)
	73069432	1	ATOMIZER (Effective with unit No. 1094 except 1096, 1100 and 1103)
8	70695998	1	TUBE
9	73068869	1	PLATE
	70916285	3	CAPSCREW, 1/4" NC x 1"
	70904204	3	LOCKWASHER, 1/4"
	70910880	3	NUT, 1/4" NC
10	70926907	2	CLAMP
	70915408	1	CAPSCREW, 3/8" NC x 3/4"
	70910287	1	LOCKWASHER, 3/8"
	70912772	1	NUT, 3/8" NC
11	70928176	2	CLAMP (see pp. 10 and 45 for hardware)
12	73065888	1	DECAL, starting instruction



CAB AND WIPER ASSEMBLY

USAGE: Special Equipment

ITEM	PART NO.	QTY.	DESCRIPTION
1	-----	1	CAB AND WIPER ASSY.
2	73067192	4	BUSHING
3	70927151	4	CAPSCREW, 1" x 7"
	70678072	4	WASHER
	70912845	4	NUT, 1" NC
4	73067484	1	PAD, right front
5	73067483	1	PAD, left front
6	73067485	1	PAD, left rear
7	73067486	1	PAD, right rear

(Continued)

CAB AND WIPER ASSEMBLY (Continued)

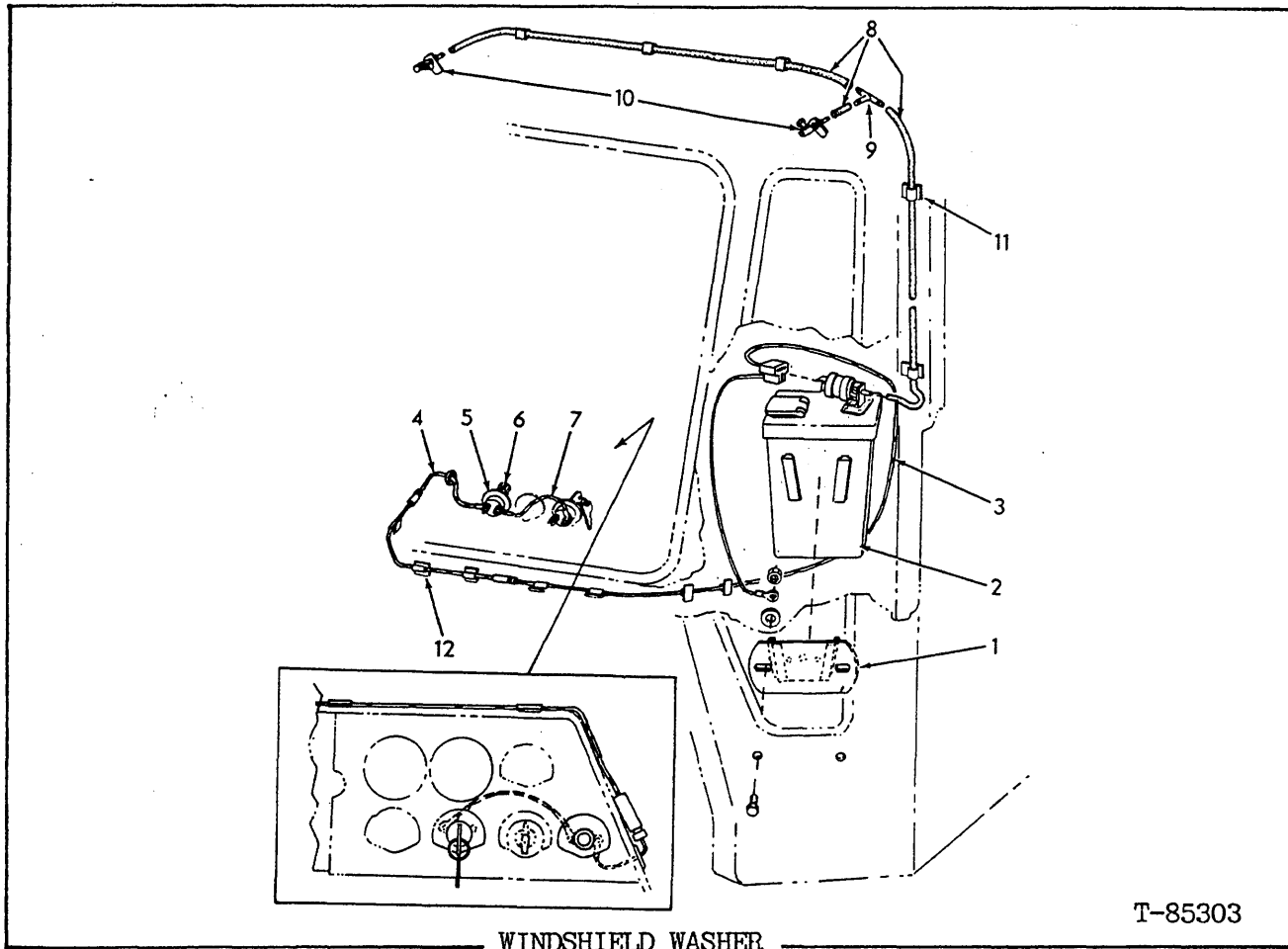
ITEM	PART NO.	QTY.	DESCRIPTION
8	-----	-	SEAL, 120" (See item 9)
9	73067704	-	SEAL, (100' roll)(Use as required)
10	-----	-	WIPER GROUP (See page 168)
11	-----	1	WINDSHIELD GLASS (Part No. 73067362)(See NOTE)
12	-----	1	CHANNEL, locking, 119" (See item 13)
13	73067414	-	CHANNEL, locking, (50' roll)(Use as required)
14	-----	2	WINDOW, glass (Part No. 73067615)(See NOTE)
15	-----	2	CHANNEL, locking, 101" each (See item 13)
16	-----	1	WINDOW, rear glass (Part No. 73067359)(See NOTE)
17	-----	1	CHANNEL, locking, 134" (See item 13)
18	73067895	1	SEAL, 42-1/2"
19	73067802	2	SEAL, 24-1/2" each
20	73067897	1	PLATE, left (Use 1/2 item 22 for fastener)
21	73067898	1	PLATE, right (Use 1/2 item 22 for fastener)
22	70677004	6	WASHER, 1/4"
	70928138	6	CAPSCREW, 1/4"NC x 5/8"
	73054504	6	NUTSERT, 1/4"NC
23	70920995	4	CAPSCREW, 3/8"NC x 2"
	70911115	16	WASHER, 3/8" (Use as required)
	70918308	4	NUT, 3/8"NC
24	-----	2	DOOR ASSY. (See page 166 and 167A)
25	73067358	2	BAR (door stop)(First type)
	73134925	1	BAR (door stop) } Second type
	73134926	1	BAR (door stop) }
	70921076	4	CAPSCREW, 3/8"NC x 1-1/4"
	70677006	4	WASHER, 3/8"
26	73068389	6	PLUG (Not used with Sound Suppression Installation)
27	73067146	1	HEADLINER
	73063489	4	FASTENER
28	70917675	2	PLUG (Not used with Rear Window Wiper)
	70921113	1	PLUG
29	73059832	2	PLUG
30	-----	1	INSTRUMENT PANEL (See page 173)
31	73067583	1	HARNES, wiring front section
	70925617	4	CLIP, 1/2" I. D.
	70928128	4	CAPSCREW, 1/4"NC x 5/8"
	70900816	14	WASHER, 1/4"
	70916964	8	LOCKWASHER, 1/4"
	70928931	3	CLIP, 3/8" I. D.
	70916284	3	CAPSCREW, 1/4"NC x 1/2"
	70925097	2	CLIP, 5/8" I. D.
	70910880	2	NUT, 1/4" NC
	70926779	1	GROMMET
32	73067584	1	HARNES, wiring, rear section
	70925617	2	CLIP, 1/2" I. D.
	70910880	2	NUT, 1/4" NC
	70900816	2	WASHER, 1/4"
	70916964	3	LOCKWASHER, 1/4"
33	73067021	8	NUTSERT (Used to mount optional equipment)
34	74255271	3	TERMINAL (To connect harness to front wiper)
35	73067118	1	DECAL, operation
36	73066554	1	DECAL, start-up, shut-down
37	73066558	1	DECAL, ROPS
38	73066556	1	DECAL, bucket

(Continued)

CAB AND WIPER ASSEMBLY (Continued)

ITEM	PART NO.	QTY.	DESCRIPTION
39	73068359	1	PLATE (left)
	73068360	1	PLATE (right)
	70920584	12	CAPSCREW, 1/2"NC x 1-5/8"
	70677008	24	WASHER, 1/2"
	70928844	6	WASHER, 1/2" (Under platform)
	70911028	12	NUT, 1/2"NC
40	73070582	2	HANDRAIL, weld assy.
	70913544	4	WASHER, plain, 3/8"
	70910324	4	NUT, 3/8"NC

NOTE: GLASS is not serviced. Refer to Glass  
MANUAL for specifications.

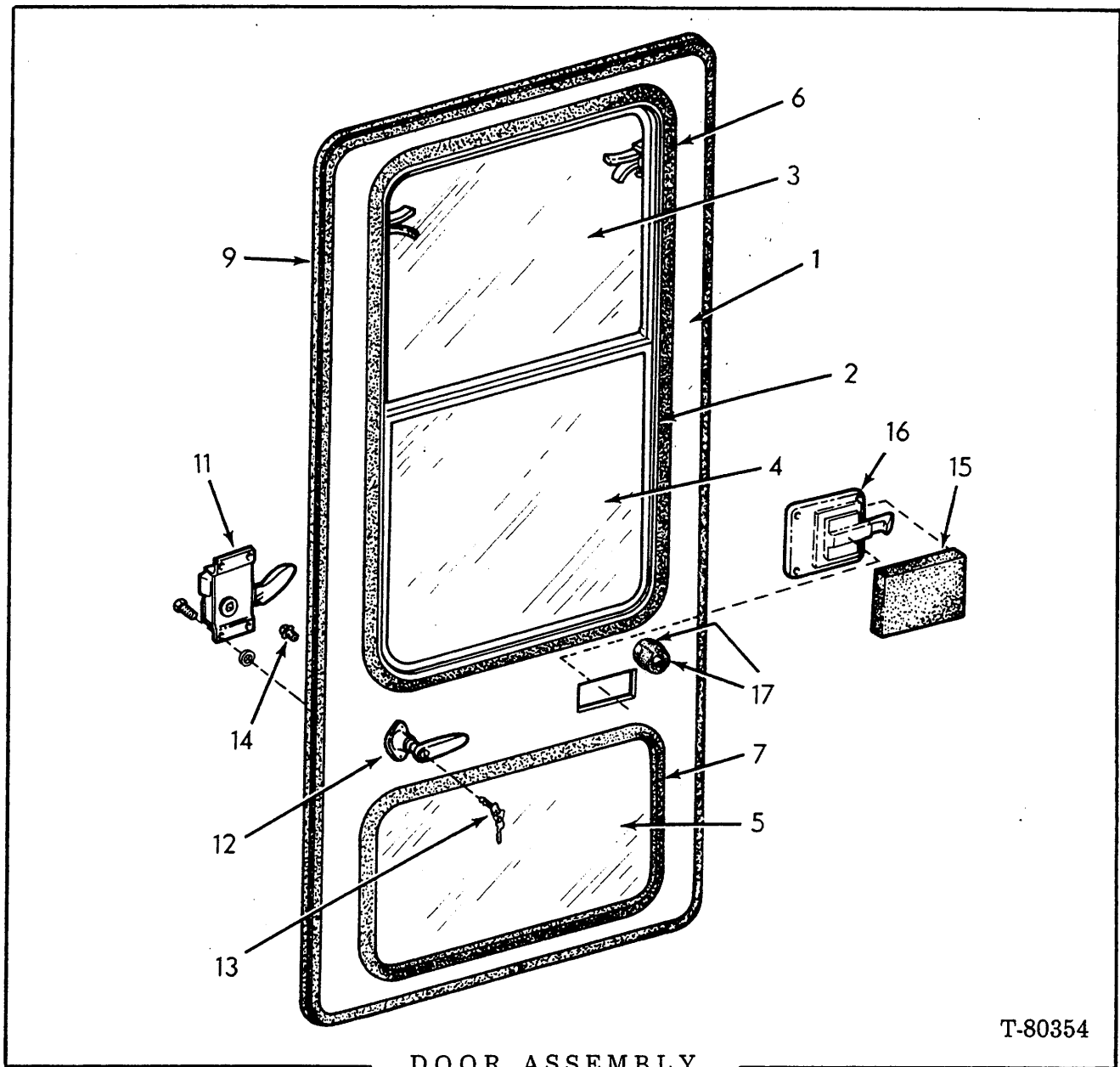


USAGE: Special equipment.

ITEM	PART NO.	QTY.	DESCRIPTION
1	73147609	1	HANGER, mounting
	70927541	2	CAPSCREW, 1/4"NC x 3/4"
	70677004	2	WASHER
	70933621	2	NUT, 1/4"NC
2	73147562	1	WASHER ASSY.
3	73075118	1	WIRE ASSY.
4	73147561	1	WIRE ASSY.(Includes fuse holder and fuse indented below)
	73059920	1	FUSE, 10 amp
5	73147617	1	PLATE, instruction
6	70183714	1	SWITCH, washer
7	73074969	1	WIRE ASSY.
8	73112223	-	HOSE, 3/16" I.D. x 50'(Used as required)
9	73074462	1	TEE
10	73074457	2	JET ASSY.
11	73070823	8	CLIP
12	73059884	8	CLIP

14





T-80354

DOOR ASSEMBLY

USAGE: For Special Equipment ROPS CAB. First type

NOTE: Quantities shown are for 1 DOOR only.

ITEM	PART NO.	QTY.	DESCRIPTION
-	{ 73067381	1	DOOR ASSY. left (Includes items 1 thru 17)
	{ 73067382	1	DOOR ASSY. right (Includes items 1 thru 17)
1	{ 73067379	1	DOOR (Left)
	{ 73067380	1	DOOR (Right)
2	73059604	1	WINDOW ASSY., sliding (See page 167.C)
3	-----	1	GLASS (Part No. 73061376)(See NOTE)
4	-----	1	GLASS (Part No. 73061377)(See NOTE)
5	-----	1	GLASS (Part No. 73059605)(See NOTE)

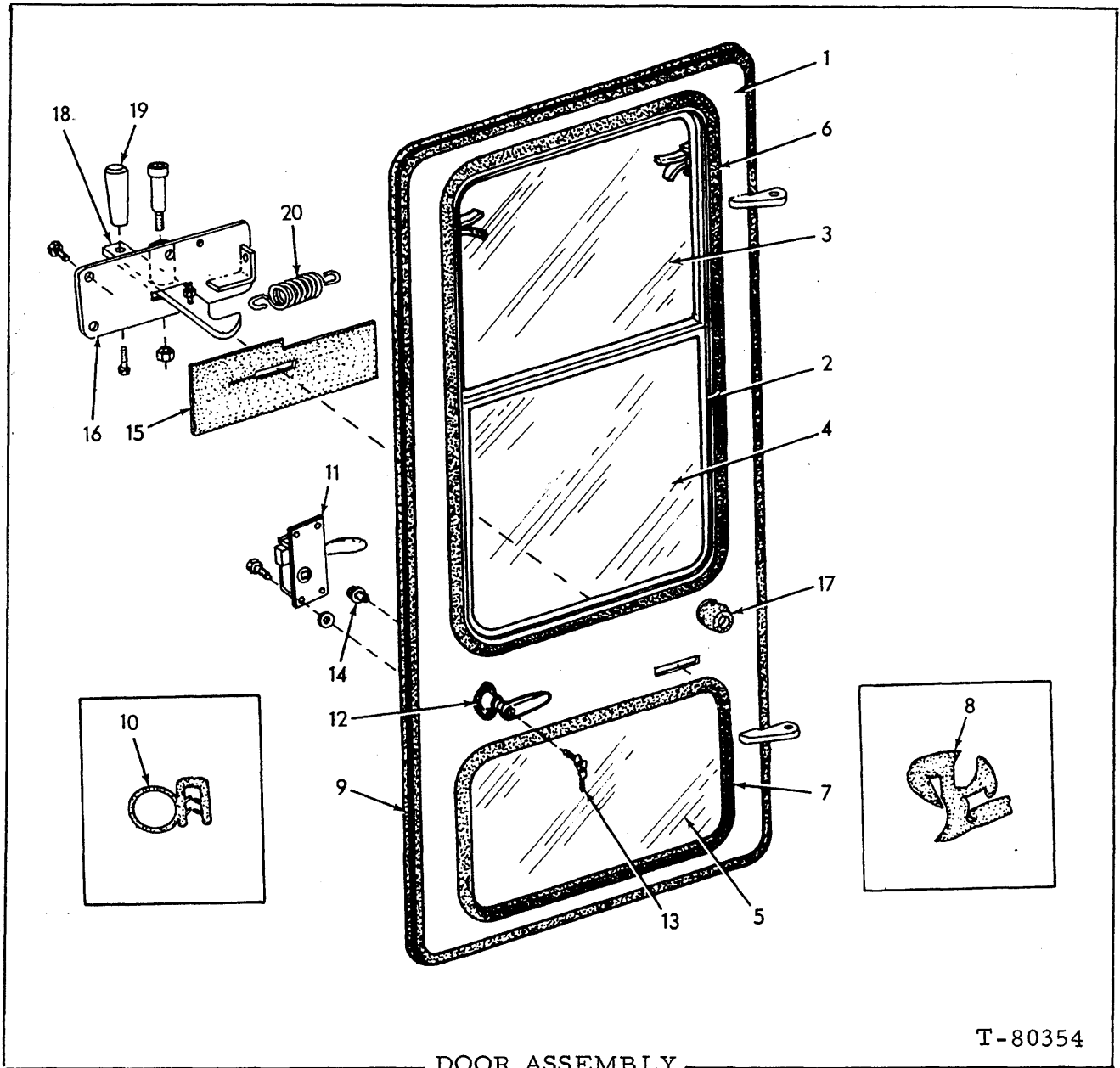
(Continued)

(Revised January 1984)

DOOR ASSEMBLY (Continued)

ITEM	PART NO.	QTY.	DESCRIPTION
6	-----	1	CHANNEL, locking, 104" (See item 8)
7	-----	1	CHANNEL, locking, 61" (See item 8)
8	73067414	-	CHANNEL, locking (50' roll - use as required)
9	-----	1	SEAL, trim, 166" (See item 10)
10	70691395	-	SEAL, trim (100' roll - use as required)
11	73064443	1	LOCK, cab (Left side)
	73064444	1	LOCK, cab (Right side)
	73065099	4	SHIM
	70924201	4	CAPSCREW, 1/4" NC x 3/4"
12	73059673	1	HANDLE, locking (Includes item 13)
13	73061191	1	KEY (PK-509)
14	73067021	1	NUTSERT, No. 10-32 NF
	70922704	2	SCREW, No. 10-32 NF x 3/4" flat hd.
15	73068232	1	SEAL, 1" thick material
16	73072584	1	PADDLE, lock handle
	70927340	4	CAPSCREW, 1/4" NC x 3/4"
17	73066804	2	BUMPER
	70918594	1	CAPSCREW, 1/2" NC x 2-1/4"
	70911114	1	WASHER, 1/4"
	70920397	1	NUT, 1/4" NC

NOTE: Glass is not serviced. Procure locally.  
Refer to Cab Glass Data Catalog for  
pattern.



**DOOR ASSEMBLY**

**USAGE:** For Special Equipment ROPS CAB. Second type.

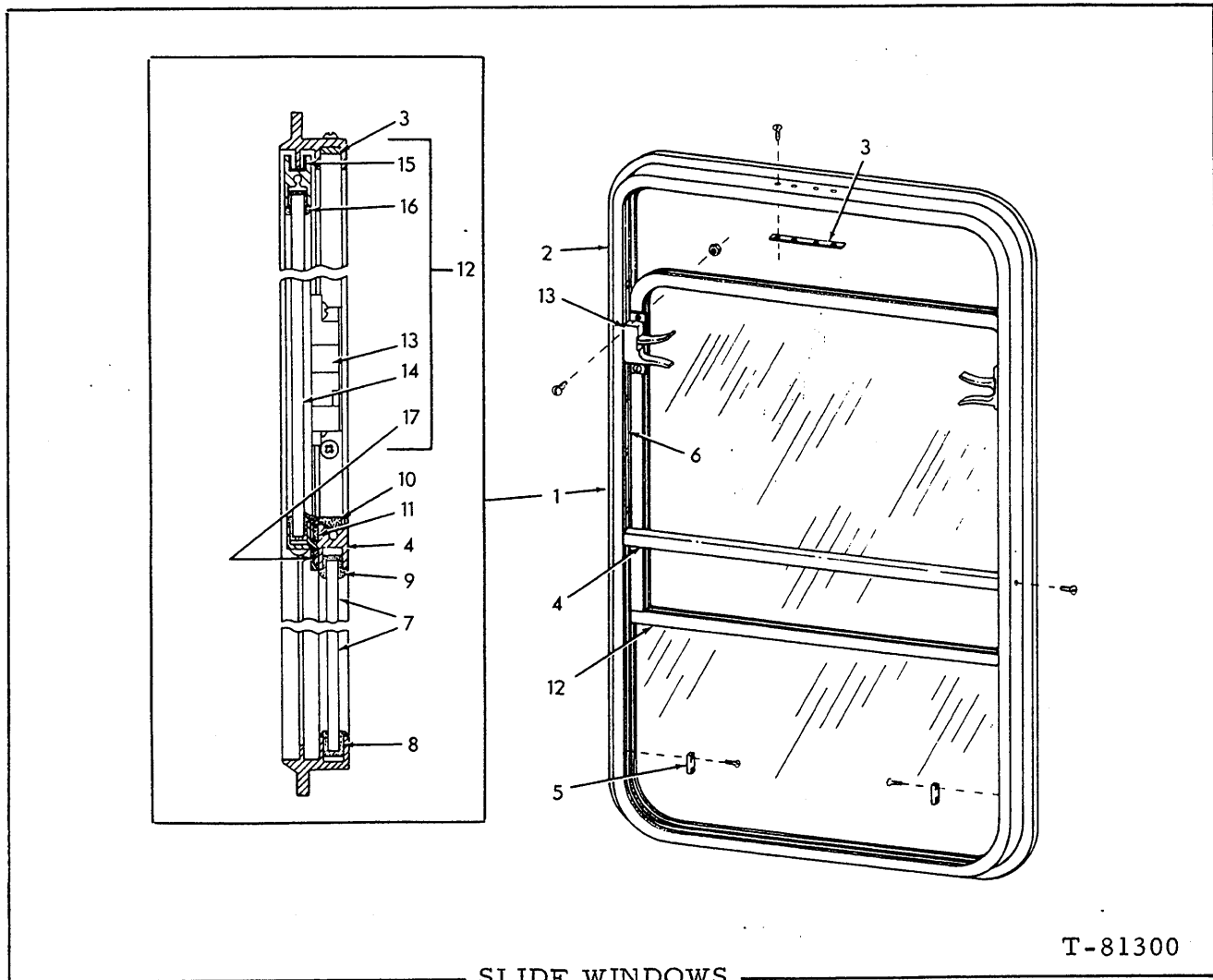
**NOTE:** Quantities shown are for 1 DOOR only.

ITEM	PART NO.	QTY.	DESCRIPTION
1	73136277	1	DOOR ASSY., left (Includes items 2 thru 20)
	73136268	1	DOOR ASSY., right (Includes items 2 thru 20)
2	-----	1	WINDOW ASSY., sliding (See page 167C)
3	-----	1	GLASS (Part No. 73061376)(See NOTE)
4	-----	1	GLASS (Part No. 73061377)(See NOTE)
5	-----	1	GLASS (Part No. 73059605)(See NOTE)
6	-----	1	CHANNEL, locking, 104" (See item 8)
7	-----	1	CHANNEL, locking, 61" (See item 8)
8	73067413	-	CHANNEL, locking (50' roll)(Use as required)
9	-----	1	SEAL, trim (166")
10	73077899	-	SEAL, trim (25' roll)(Use as required)

(Continued)

## DOOR ASSEMBLY (Continued)

ITEM	PART NO.	QTY.	DESCRIPTION
11	73064443	1	LOCK, cab (left)
	73064444	1	LOCK, cab (right)
	73065099	4	SHIM (Use as required)
	70924201	4	CAPSCREW, 1/4"NC x 3/4"
12	73077433	1	HANDLE, locking (Includes item 13)
13	73061191	1	KEY (PK 509)
14	73067021	2	NUTSERT, #10-32NF
	70922704	2	SCREW, #10-32NF x 3/4" flat hd.
15	73136244	1	SEAL, 1/8 thick material
16	73134919	1	PLATE ASSY. left
	73134920	1	PLATE ASSY., right
17	70927340	3	CAPSCREW, 1/4"NC x 3/4"
	73066804	1	BUMPER
	70919380	1	SHIM (Use as required)
	70922913	1	CAPSCREW, 1/4"NC x 2-3/4"
	70911114	1	WASHER
	70920397	1	LOCKNUT, 1/4"NC
18	73134897	1	LATCH
	70931587	1	SHOULDER SCREW
	70933623	1	NUT
	73134891	1	HANDLE
19	70921175	1	CAPSCREW, 1/2"NC x 1"
	70088428	1	SPRING
20	70929046	1	CAPSCREW, 1/4"NF x 1-1/4"
	70910337	3	NUT, 1/4"NF



NOTE: Quantity shown is for (1) one window only.

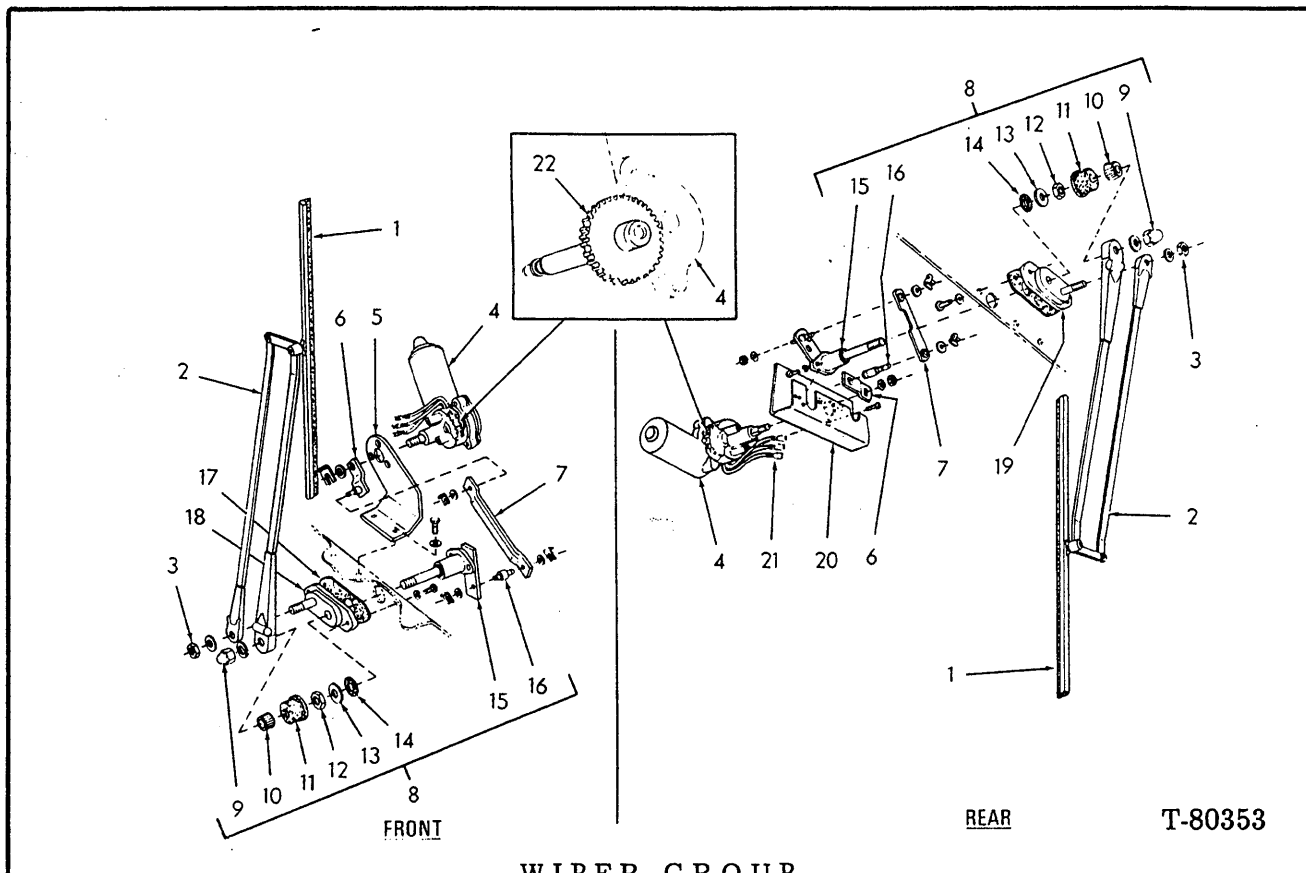
ITEM	PART NO.	QTY.	DESCRIPTION
1	73059604	1	WINDOW ASSY., side (Includes items 2 thru 17)
2	-----	1	FRAME
3	73061451	1	BAR, tie
	73061452	4	SCREW
4	73061450	1	POST, center
	73071855	2	SCREW
5	73061448	2	STOP
	73074560	2	SCREW
6	73061444	2	RACK (4 step)
	73061443	12	SCREW
7	-----	1	GLASS (Part No. 73061377)(See NOTE)
8	-----	-	CHANNEL, vinyl (55")(See item 19)
9	-----	-	CHANNEL, vinyl (21")(See item 20)
10	-----	-	WEATHER SEAL (21")(See item 22)
11	-----	-	WEATHER SEAL (21")(See item 21)
12	-----	1	FRAME SLIDE ASSY. (Not serviced, order components item 13 thru 17)
	73061437	2	SCREW

(Continued)

SLIDE WINDOWS (Continued)

ITEM	PART NO.	QTY.	DESCRIPTION
13	73074549	1	LOCK ASSY., left
	73074550	1	LOCK ASSY., right
	73074562	4	SCREW
	73061431	4	NUT
14	-----	-	GLASS (Part No. 73061376)(See NOTE)
15	-----	-	RUBBER, flocked (50")(See item 23)
16	-----	-	CHANNEL, vinyl (70")(See item 18)
17	-----	-	WEATHER SEAL (21")(See item 21)
18	73074564	-	CHANNEL, vinyl (25 ft.)(Use as required)
19	73074565	-	CHANNEL, vinyl (25 ft.)(Use as required)
20	73074566	-	CHANNEL, vinyl (25 ft.)(Use as required)
21	73074567	-	WEATHER SEAL (25 ft.)(Use as required)
22	73074568	-	WEATHER SEAL (25 ft.)(Use as required)
23	73074569	-	RUBBER, flocked (25 ft.)(Use as required)

NOTE: GLASS is not serviced. Procure locally.  
Refer to CAB GLASS DATA catalog for  
pattern.



WIPER GROUP  
(ROPS CAB)

USAGE: Special Equipment  
 \* Front wiper (Included with ROPS CAB)  
 \*\* Rear wiper - Special Equipment

ITEM	PART NO.	QTY.		DESCRIPTION
		*	**	
1	73059930	1	1	BLADE
2	73067387	1	-	ARM
	73059939	-	1	ARM
3	70691479	1	-	NUT, #10-32
4	73074081	1	1	MOTOR (Includes items 22 and 23)
5	70914120	3	3	SCREW, 1/4" NC x 3/4"
	70914105	3	3	LOCKWASHER, 1/4"
	73067667	1	-	BRACKET
	70677004	2	-	WASHER, 1/4"
6	70927340	2	-	CAPSCREW, 1/4" NC x 3/4"
	73061046	1	1	ARM, crank
7	73067367	1	-	LINK
	73060177	-	1	LINK
	70639073	2	2	WASHER, spring, 1/4"
	70639074	2	2	CLIP, spring, 1/4"

(Continued)

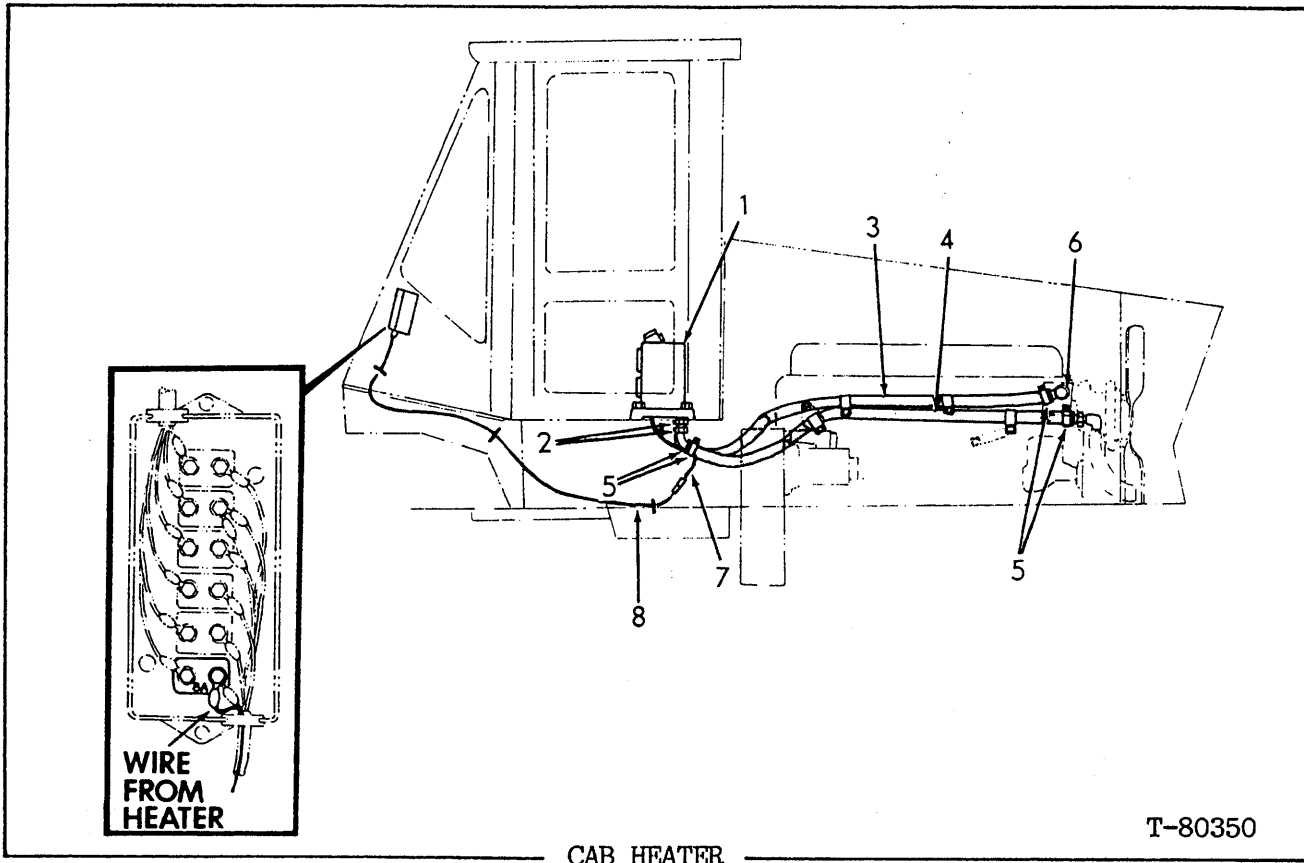
(Revised January 1984)

W I P E R   G R O U P (Continued)  
(ROPS CAB)

ITEM	PART NO.	QTY.		DESCRIPTION
		*	**	
8	73066384	1	1	SHAFT & PIVOT ASSY. (Includes items 9 thru 16)
9	73066426	1	1	CAP NUT
	70916803	1	1	LOCKWASHER, 3/8"
10	73066427	1	1	DRIVER
11	73066424	1	1	CAP, rubber
12	73066428	1	1	NUT
13	70922088	1	1	WASHER, plated, 23/32"
14	73066425	1	1	WASHER, fiber
15	-----	1	1	SHAFT ASSY. (Order item 3)
	70922121	2	2	SCREW, No.10 - 32 x 3/8"
	70909055	2	2	LOCKWASHER, 1/4"
16	73066418	1	1	STUD
	70924958	1	1	LOCKWASHER, 1/4"
	70920437	1	1	NUT, 1/4" NF
17	70691477	1	-	GASKET
18	70691476	1	-	PIVOT ASSY.
	70916622	2	-	NUT, 1/4" NC
	70916964	2	-	LOCKWASHER, 1/4"
	70927340	2	-	CAPSCREW, 1/4" NC x 3/4"
19	73057225	-	1	ADAPTER (Includes gasket and nut)
	70929021	-	2	CAPSCREW, 1/4" NF x 3/4"
	70916964	-	2	LOCKWASHER, 1/4"
20	73060178	-	1	BRACKET
21	74255271	-	3	TERMINAL
22	73076862	1	1	GEAR ASSY. (Includes shaft)
23	73074235	1	1	WIRE (Not illustrated)

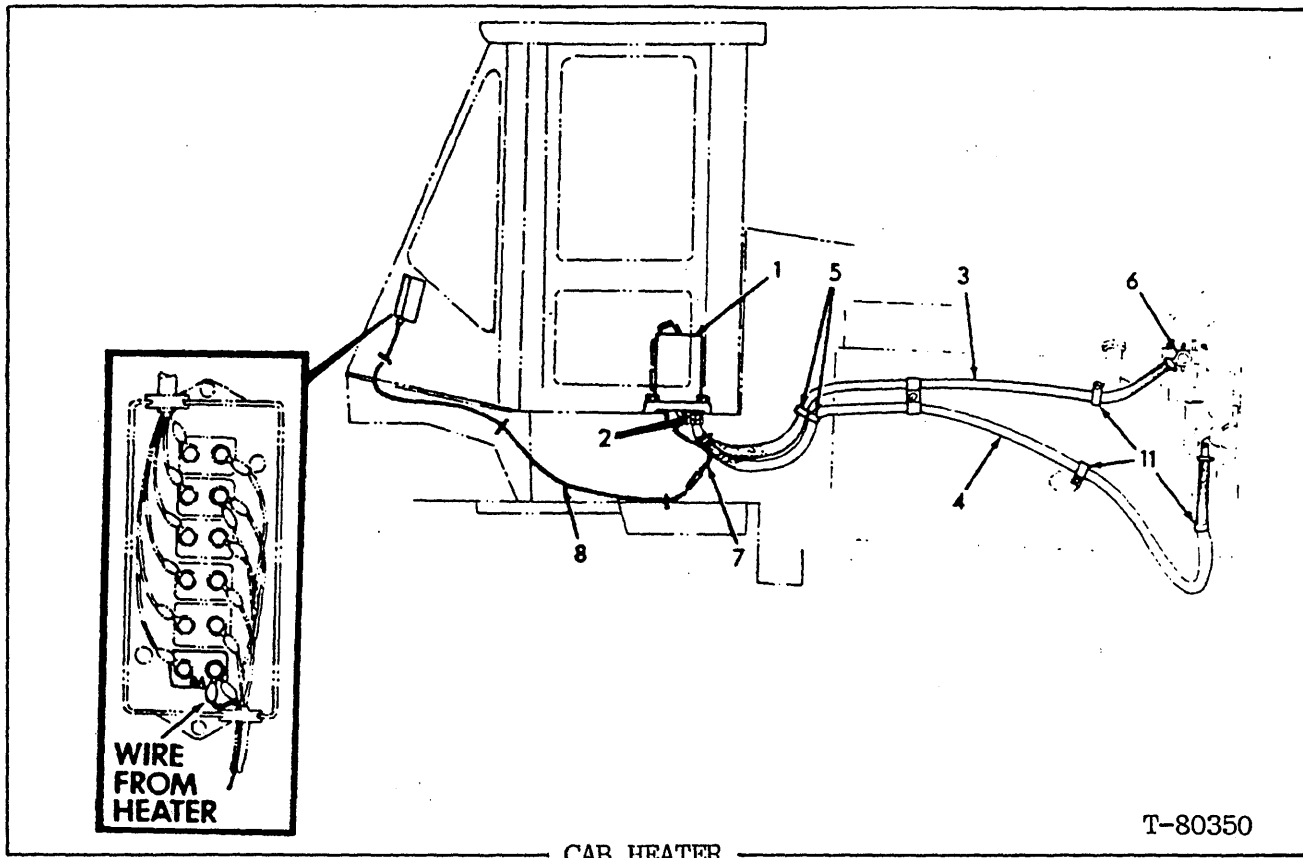
(Revised January 1984)





USAGE: Special equipment. Loader S/N 55S01001-up; also 76L01801-up excluding 76L01895-01901.


ITEM	PART NO.	QTY.	DESCRIPTION
1	73068460	1	HEATER ASSY. (See page 171)
	73029626	4	SPACER
	70920996	4	CAPSCREW, 3/8"NC x 2-1/4"
	70677006	4	WASHER
	70910324	4	NUT, 3/8"NC
2	70911072	2	BUSHING, 3/4" x 1/2"
	70930213	2	ELBOW, 45°, 1/2"NPTF x 3/4"O.D.
3	-----	1	HOSE, 3/4" I.D. x 64" (refer to item 10)
	70927175	2	CLAMP
	70677007	1	WASHER
	70929313	1	CAPSCREW, 5/16" x 3/4"
4	-----	1	HOSE, 3/4" I.D. x 57" (refer to item 10)
	70929160	1	CLAMP (Use existing fastener)
	70927175	1	CLAMP (Use existing fastener)
	70925054	1	NIPPLE, 1/2"NPTF, 3/4" hose
	70922538	1	ELBOW, 90° street
5	70921911	4	CLAMP, 1-1/4" x 11/16"
6	73058884	1	VALVE (Shut-off - thermostat housing)
7	-----	-	TUBING, plastic, 15" (See item 9)
8	73068469	1	WIRE ASSY., 100" with terminals
	70925094	3	TIE
9	73068563	1	PLASTIC TUBING (25' - use as required)
10	73069299	-	HOSE (25' - use as required)

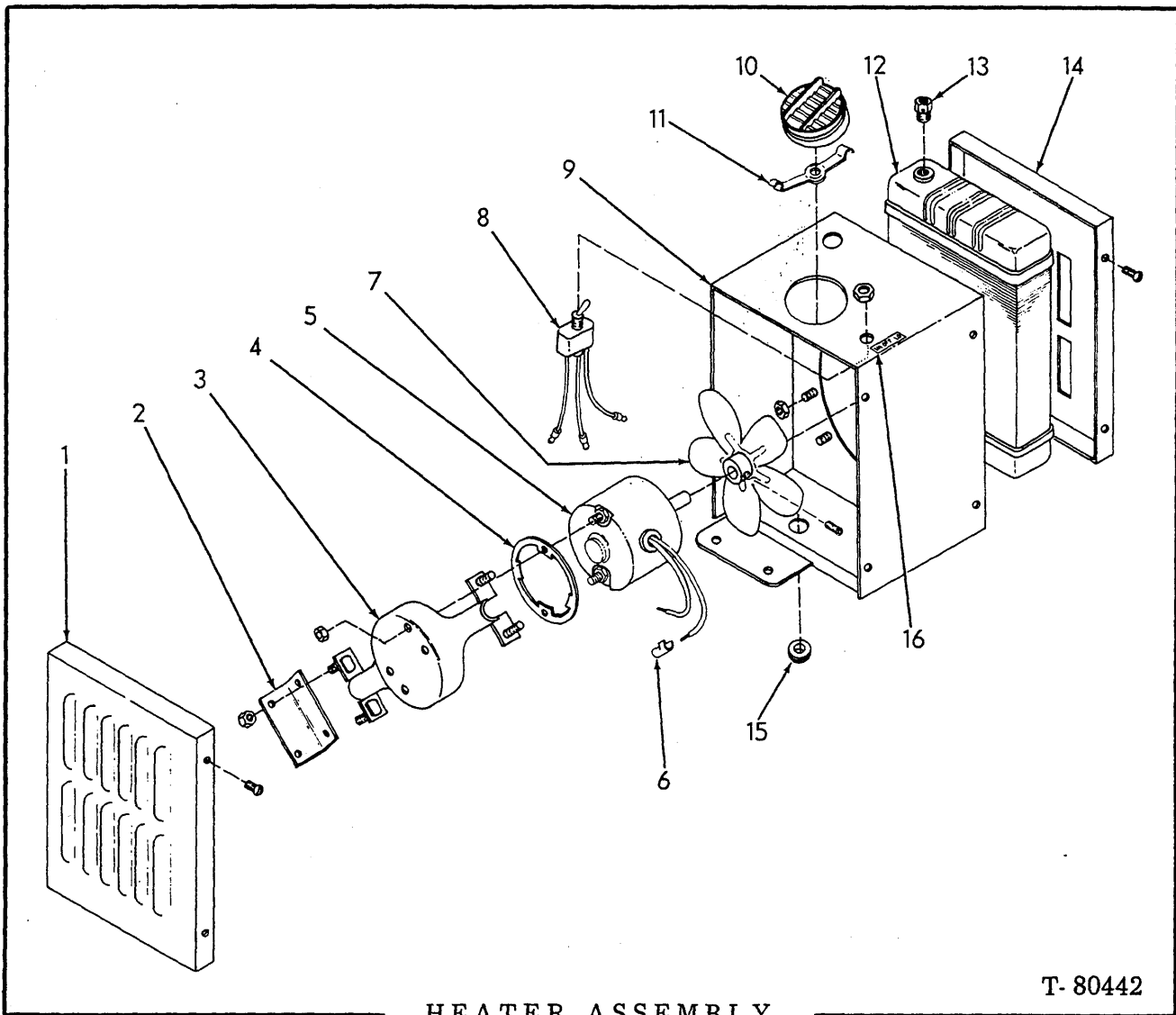


USAGE: Special equipment. Loader S/N 76L01895-76L01901.

ITEM	PART NO.	QTY.	DESCRIPTION
1	73068460	1	HEATER ASSY. (See page 171)
	73029626	4	SPACER
	70920996	4	CAPSCREW, 3/8"NC x 2-1/4"
	70677006	4	WASHER
	70910324	4	NUT, 3/8"NC
2	70911072	2	BUSHING, 3/4" x 1/2"
	70930213	2	ELBOW, 45°, 1/2"NPTF x 3/4"O.D.
3	-----	1	HOSE, 3/4" I.D. x 64" (refer to item 10)
	70927175	1	CLAMP
	70677007	1	WASHER
	70929313	1	CAPSCREW, 5/16" x 3/4"
4	-----	1	HOSE, 3/4" I.D. x 82" (refer to item 10)
	70929160	1	CLAMP (Use existing fastener)
	70927175	1	CLAMP (Use existing fastener)
	70925054	1	NIPPLE, 1/2"NPTF, 3/4" hose
	70901724	1	ELBOW, 90° street
5	70921911	2	CLAMP, 1-1/4" x 11/16"
6	73058884	1	VALVE (Shut-off - thermostat housing)
7	-----	-	TUBING, plastic, 15" (See item 9)
8	73068469	1	WIRE ASSY., 100" with terminals
	70925094	3	TIE
9	73068563	1	PLASTIC TUBING (25' - use as required)
10	73069299	-	HOSE (25' - use as required)
11	70927201	3	CLAMP (Use existing fastener)

(Added January 1986)





HEATER ASSEMBLY

T- 80442

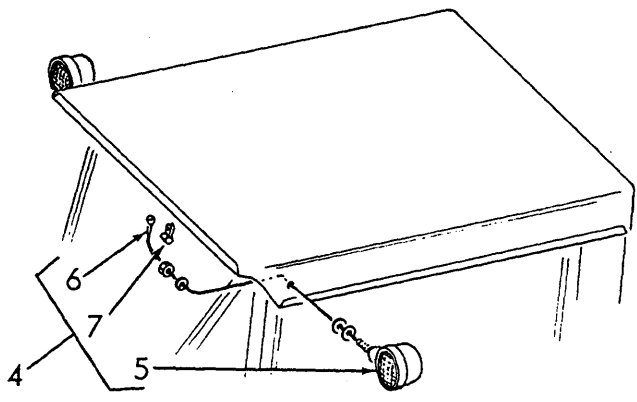
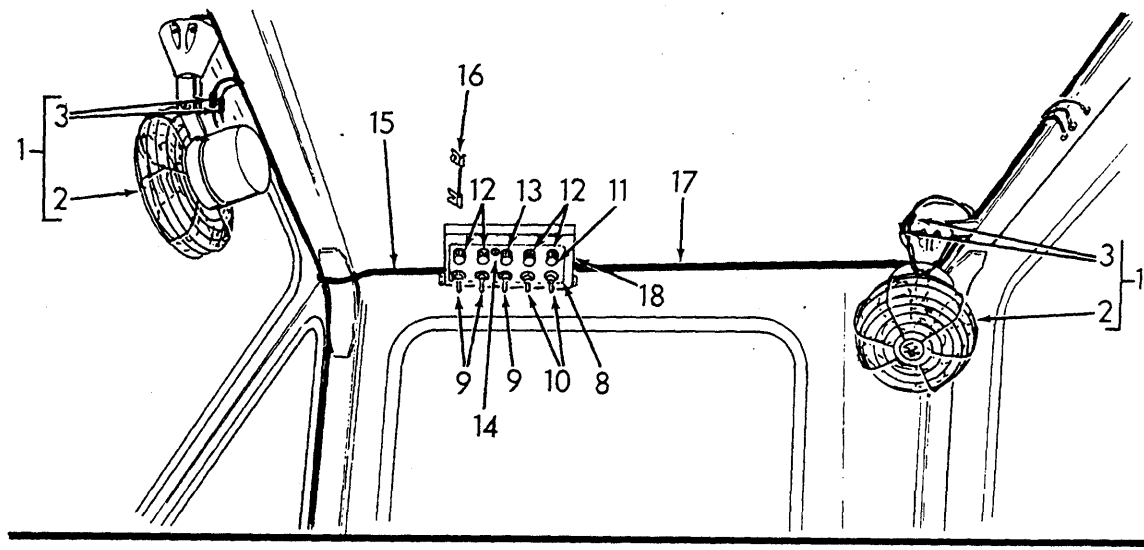
USAGE: Special equipment - (See page 170)

ITEM	PART NO.	QTY.	DESCRIPTION
-	73068460	1	HEATER ASSY. (includes items 1 thru 16)
1	73069033	1	COVER
	70922223	4	SCREW, No. 8 x 3/8", self-tapping
2	73069005	2	ANGLE
	70928919	4	NUT, No. 10-32
3	73069012	1	BRACKET
	70928919	4	NUT, No. 10-32
4	73058342	1	SPACER
5	73069008	1	MOTOR, 12v
	70928919	2	NUT, No. 10-32
6	73070465	2	TERMINAL
7	72069006	1	FAN (includes SETSCREW indented below)
	70917570	1	SETSCREW, No. 10 NF x 1/4"
8	73069000	1	SWITCH (includes attaching hardware)

Continued

HEATER ASSEMBLY (Continued)

ITEM	PART NO.	QTY.	DESCRIPTION
9	73069042	1	CASE
10	73069014	1	DIFFUSER ASSY. (includes item 11)
	73070466	1	CAPSCREW (not shown)
11	73069013	2	SPRING
12	73069017	1	CORE
13	73058348	1	BLEEDER
14	73069032	1	COVER
	70922223	4	SCREW, no. 8 x 3/8", self-tapping
15	73069003	1	GROMMET
16	73070463	1	DECAL



T-80355

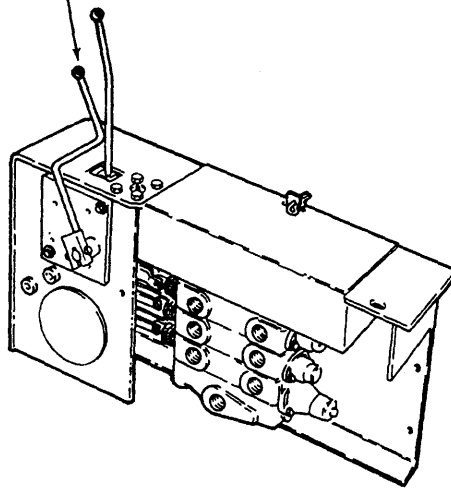
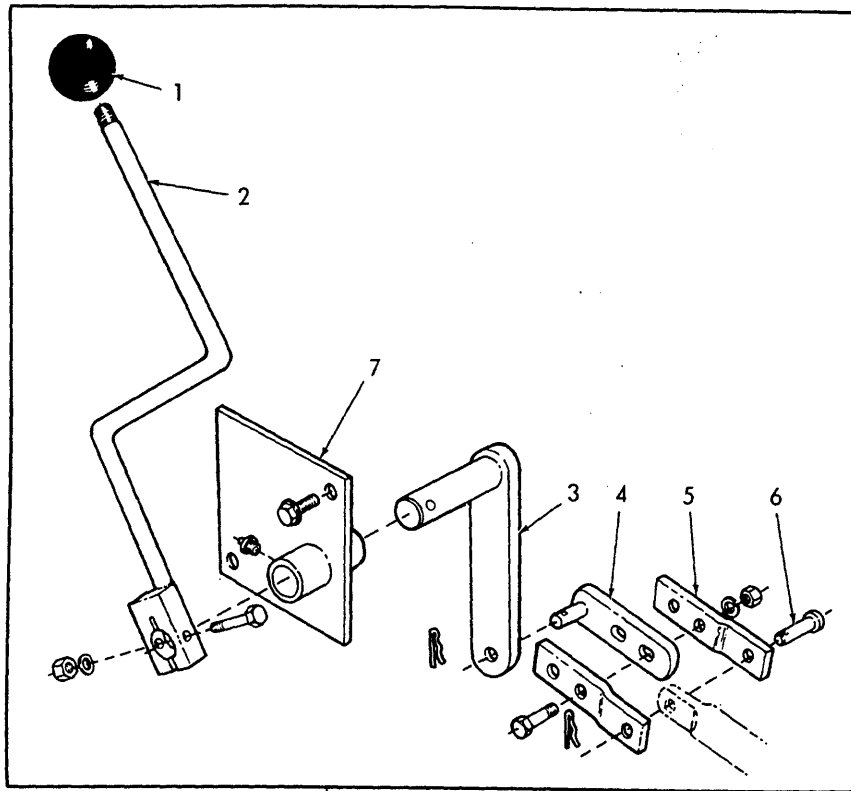
DEFROSTER FAN, FLOOD LIGHTS AND INSTRUMENT PANEL

ITEM	PART NO.	QTY.	DESCRIPTION
1	-----	1	DEFROSTER FAN GROUP, Special Equipment (Includes item 2 and 3)
2	73059874	2	FAN ASSY. (See page 181)
	70925369	8	CAPSCREW, No. 10-32 NF x 5/8"
	70917365	8	LOCKWASHER, No. 10
3	73052008	4	TERMINAL
4	-----	1	FLOOD LIGHT GROUP, cab mounted (Special Equipment) (Includes items 5 thru 7)
5	71006399	2	FLOOD LIGHT ASSY. (See page 159)
	70677008	4	WASHER (Use as required for spacer)
	70904208	2	LOCKWASHER
	70911043	2	NUT
6	73052008	2	TERMINAL
7	73059884	2	CLIP

(Continued)

DEFROSTER FAN, FLOOD LIGHTS AND  
INSTRUMENT PANEL (Continued)

ITEM	PART NO.	QTY.	DESCRIPTION
8	73059890	1	INSTRUMENT PANEL (Included with ROPS CAB ASSY.)
	70917452	4	SCREW, No. 10 NF x 1/2"
	70909055	4	LOCKWASHER, No. 10
	70917415	4	NUT, No. 10 NF
9	73059891	3	SWITCH, toggle (Each includes 1 hex nut and 1 round nut)
10	73059893	2	SWITCH, toggle (Each includes 1 hex nut and 1 round nut)
11	74791157	5	FUSE HOLDER
12	73041596	4	FUSE (6 amp)
13	73059920	1	FUSE (10 amp)
14	70925369	1	SCREW, round hd., No. 10 - 32 x 5/8"
	70917367	1	LOCKWASHER, No. 10
	70917415	1	NUT, No. 10-32
15	-----	1	HARNESS, wiring (See page 164)
16	73059894	5	WIRE ASSY.
17	-----	1	HARNESS, wiring (See page 164)
18	-----	-	TRIM, plastic, 5-1/4" (See item 19)
19	73050105	-	TRIM, plastic, 25' roll (Use as required)
20	73064772	1	PLATE
	70922763	2	CAPSCREW, 3/8" NC x 1"
	70913544	2	WASHER, 3/8"
	70904206	2	LOCKWASHER, 3/8"



T-80357

HYDRAULIC CONTROL - THIRD SPOOL

USAGE: Special Equipment

NOTE: See page 116 for standard equipment controls

ITEM	PART NO.	QTY.	DESCRIPTION
1	70243416	1	KNOB

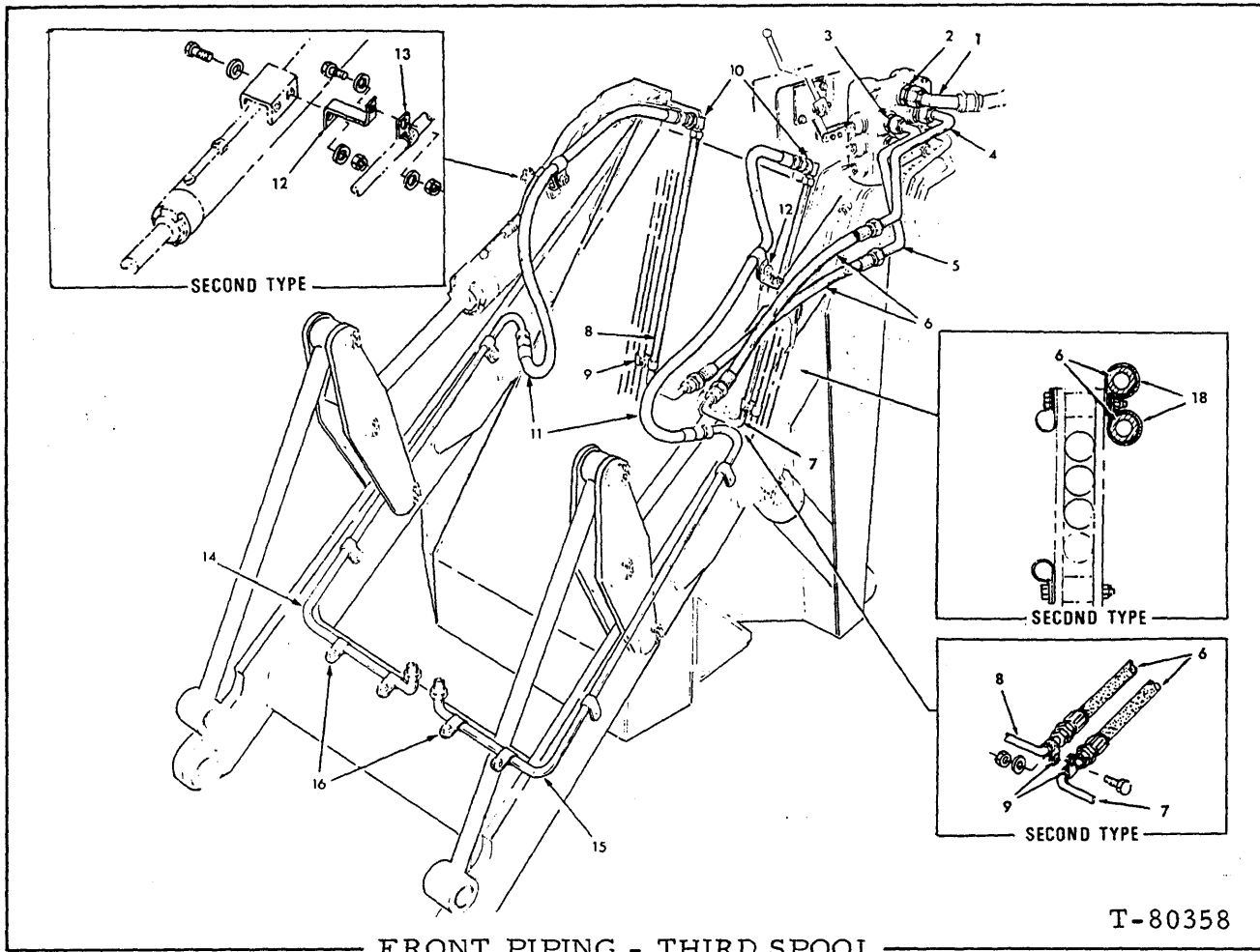
(Continued)

(Revised January 1980)



HYDRAULIC CONTROL - THIRD SPOOL (Continued)

ITEM	PART NO.	QTY.	DESCRIPTION
2	73068693	1	LEVER, weld assy.
	70916280	1	CAPSCREW, 5/16" NC x 2"
	70917356	1	LOCKWASHER, 5/16"
	70917372	1	NUT, 5/16" NC
3	71005309	1	SHAFT, weld assy.
4	71005315	1	LINK, weld assy.
	70918194	1	PIN, 5/16" x 1"
5	71005317	2	LINK, weld assy.
	70921977	2	CAPSCREW, 5/16" NC x 1-1/4"
	70917356	2	LOCKWASHER, 5/16"
	70917372	2	NUT, 5/16" NC
6	70917645	1	PIN, clevis
	70918194	1	PIN, 5/16" x 1"
7	73067394	1	PLATE
	70922887	1	FITTING, lube, 1/8"
	70927187	2	SCREW, taptite, 3/8" NC x 1"



USAGE: Special equipment.

\*Loaders prior to S/N 55S-01492

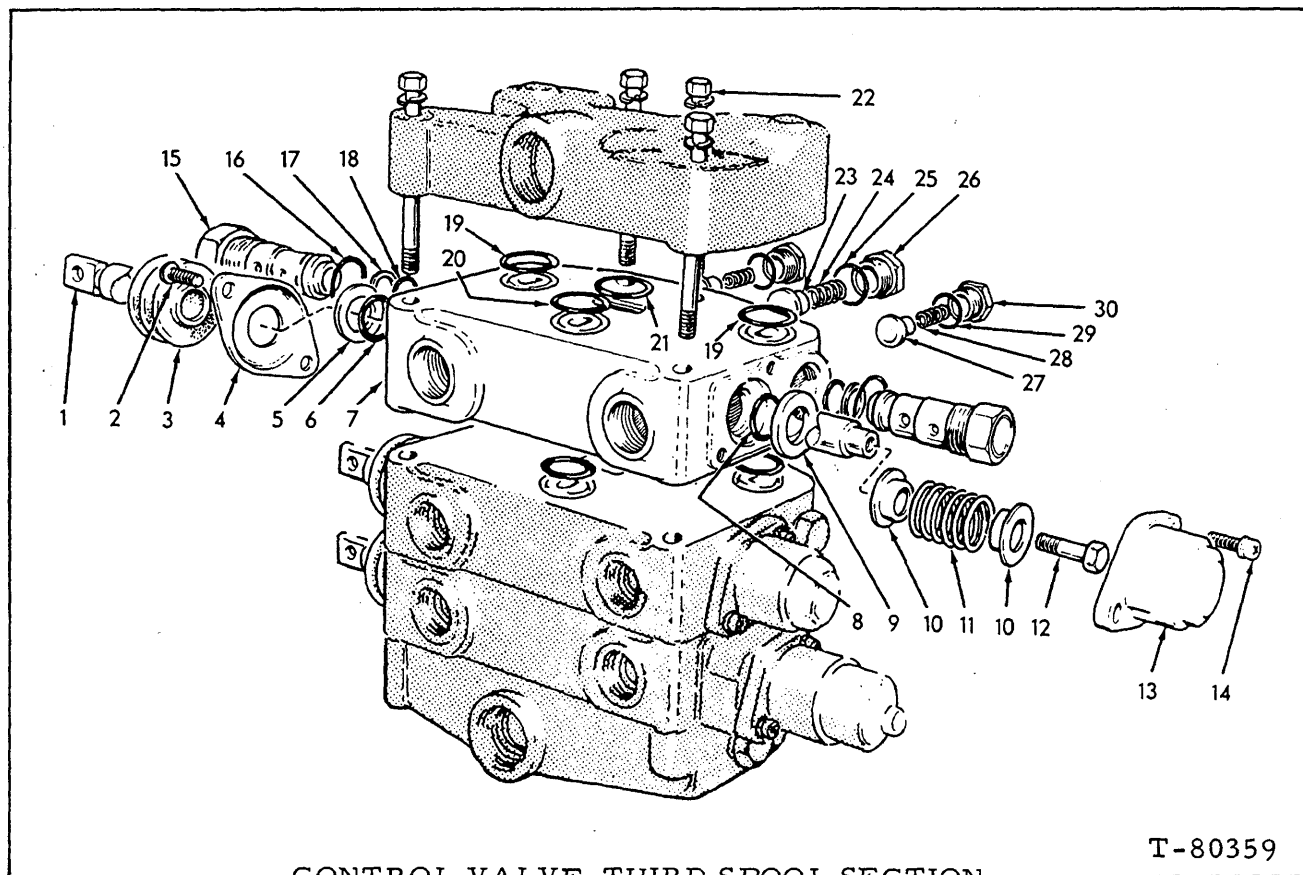
\*\*Loaders S/N 55S-01492 and up; also for prior units if modified to Late Design

ITEM	PART NO.	QTY.		DESCRIPTION
		*	**	
1	70734236	1	1	TUBE ASSY. (Replaces standard equipment 73067472 Tube Assy.)
2	70922988	1	1	CONNECTOR, 1-1/4" tube, 1-5/16" str. thd. (Includes O-Ring indented below)
	70921235	1	1	O-RING
3	70923174	2	2	CONNECTOR, 1" tube, 1-1/16" str. thd. (Includes O-Ring indented below)
	70921214	2	2	O-RING
4	70734515	1	1	TUBE ASSY.
5	70734514	1	1	TUBE ASSY.
6	73069614	2	2	HOSE ASSY.
7	70734513	1	-	TUBE ASSY., left
	73069648	-	1	TUBE ASSY., left
8	70734512	1	-	TUBE ASSY., right
	73069649	-	1	TUBE ASSY., right

(Continued)

FRONT PIPING - THIRD SPOOL (Continued)

ITEM	PART NO.	QTY.	DESCRIPTION
		* **	
9	70926049	4 -	CLIP
	70925607	- 6	CLAMP
	70921076	2 3	CAPSCREW, 3/8"NC x 1-1/4"
	70911115	4 6	WASHER, plain, 3/8"
	70933623	2 3	NUT, 3/8"NC
10	70925031	2 -	ELBOW, bulkhead, 3/4" tube, 1-1/16" str. thd. (Includes Nut indented below)
	70922186	2 -	LOCKNUT, 3/4" tube, 1-1/16" str. thd.
	70926929	- 2	ELBOW, 3/4" tube
11	70734618	2 -	HOSE ASSY.
	73069673	- 2	HOSE ASSY.
12	73067343	2 -	BRACKET
	73071422	- 2	BRACKET
	70921076	- 2	CAPSCREW, 3/8"NC x 1-1/4"
	70911115	- 2	WASHER, plain, 3/8"
	70933623	- 2	NUT, 3/8"NC
13	70928623	2 -	CLIP
	70929806	- 2	CLAMP
	70915809	2 -	CAPSCREW, 5/16"NC x 3/4"
	70921076	- 2	CAPSCREW, 3/8"NC x 1-1/4"
	70910335	4 -	WASHER, plain, 5/16"
	70677006	- 4	WASHER, plain, 3/8"
	70910323	2 -	NUT, 5/16"
	70933623	- 2	NUT, 3/8"
14	70734475	1 1	TUBE ASSY., right } For transport purposes, seal
15	70734477	1 1	TUBE ASSY., left } end fittings with item 17
16	70925607	8 8	CLAMP, boom
	70922300	8 8	CAPSCREW, 3/8"NC x 3/4"
	70911115	8 8	WASHER, plain, 3/8"
	70646631	8 8	WELDNUT, 3/8"NC
17	70921244	2 2	CAP, 3/4" tube, 1-1/16" str. thd. (Not illustrated)
18	70929748	- 2	CLAMP



CONTROL VALVE-THIRD SPOOL SECTION

T-80359

USAGE: Special equipment (First type. See page 180A for second type)

NOTE: See page 122 for standard equipment Valve Assy.

ITEM	PART NO.	QTY.	DESCRIPTION
-	71001734	1	THIRD SPOOL SECTION
-	73069155	1	VALVE ASSY. (Includes items 1 thru 30 plus items on page 122 and 123)(Loaders prior to unit #01492)
-	73074349	1	VALVE ASSY. (Includes items 1 thru 30 plus items on page 122 and 123)(Loaders unit #01492 and up; also for prior units if modified to late design)
1	-----	1	SPOOL (Order item 46, page 123)
2	70932586	2	SCREW
3	71001584	1	SEAL
4	71001583	1	RETAINER
5	71001585	1	WASHER
6	70923574	1	O-RING
7	-----	1	BODY (Order item 46, page 123)
8	70923719	1	O-RING
9	71000762	1	RETAINER
10	71000761	2	WASHER
11	71000249	1	SPRING
12	70349937	1	SCREW
13	71000817	1	CAP ASSY.
14	71000767	2	CAPSCREW
15	71000806	2	VALVE ASSY., relief (Includes items 16, 17, 18)
16	70923849	2	O-RING

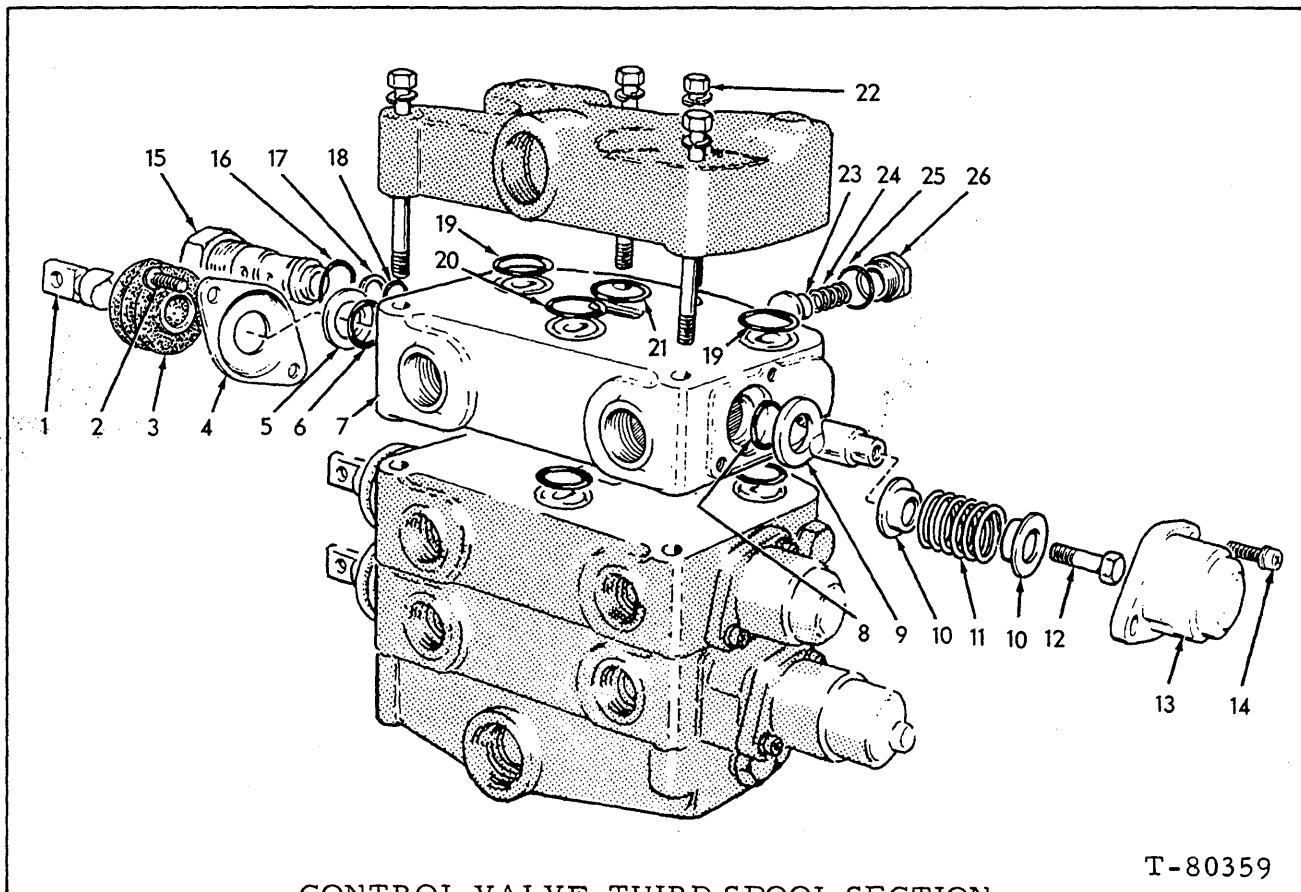
(Continued)

(Revised July 1980)

CONTROL VALVE—THIRD SPOOL (Continued)

ITEM	PART NO.	QTY.	DESCRIPTION
17	73066847	2	WASHER
18	70923945	2	O-RING
19	70923989	2	O-RING
20	70924137	1	O-RING
21	70931641	1	O-RING
22	70932835	4	CAPSCREW, 3/8" NC x 7-7/8"
23	71000765	1	PLUNGER
24	71000764	1	SPRING
25	70924774	1	O-RING
26	71013268	1	PLUG ASSY. (Includes item 25)
27	71000818	2	PLUNGER
28	74996404	2	SPRING
29	70924937	2	O-RING
30	74996409	2	PLUG ASSY. (Includes item 29)
31	71000819	1	REPAIR KIT (For 71001734 THIRD SPOOL SECTION (Includes items 6, 8, 16, 17, 18, 25 and 29)

(Revised July 1980)



CONTROL VALVE-THIRD SPOOL SECTION

T-80359

USAGE: Special equipment (Second type. See page 179 for First Type)

NOTE: See page 122 for standard equipment Valve Assy.

ITEM	PART NO.	QTY.	DESCRIPTION
-	73070300	1	THIRD SPOOL SECTION
-	73069155	1	VALVE ASSY. (Includes items 1 thru 30 plus items on page 122 and 123)(Loaders prior to unit #01492)
-	73074349	1	VALVE ASSY. (Includes items 1 thru 30 plus items on page 122 and 123)(Loaders unit # 01492 and up; also prior units if modified to late design)
1	-----	1	SPOOL (Not serviced. Order Third Spool Section)
2	70932586	2	SCREW
3	71001584	1	SEAL
4	71001583	1	RETAINER
5	71001585	1	WASHER
6	70923574	1	O-RING
7	-----	1	BODY (Not serviced. Order Third Spool Section)
8	70923719	1	O-RING
9	71000762	1	RETAINER
10	71000761	2	WASHER
11	71000249	1	SPRING
12	70349937	1	SCREW
13	71000817	1	CAP ASSY.
14	71000767	2	CAPSCREW
15	71000200	1	VALVE ASSY., relief (Includes items 16, 17, 18)
16	70923849	1	O-RING

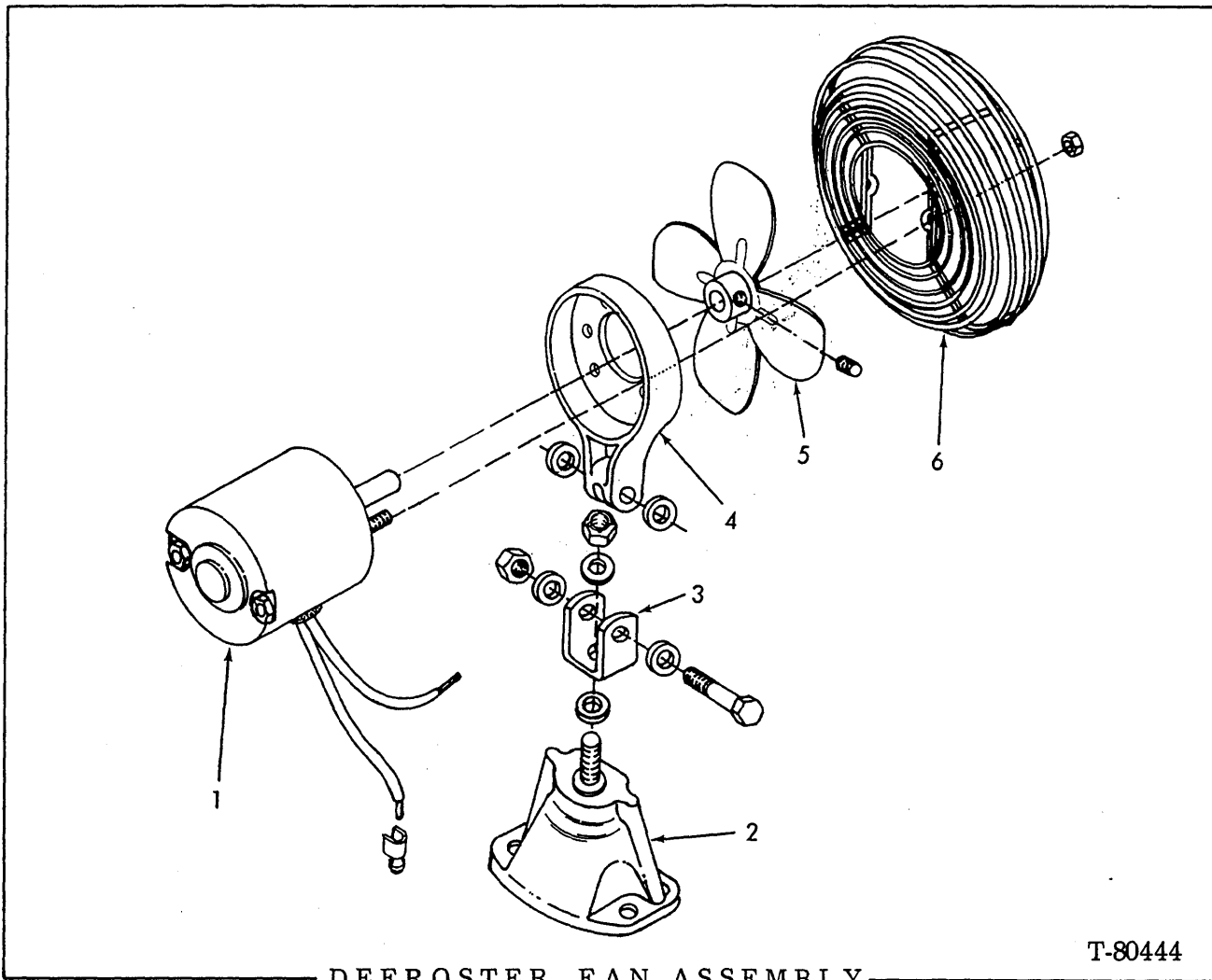
(Continued)

(Revised July 1980)

CONTROL VALVE - THIRD SPOOL (Continued)

ITEM	PART NO.	QTY.	DESCRIPTION
17	73066842	2	WASHER
18	70923376	2	O-RING
19	70923989	2	O-RING
20	70924137	1	O-RING
21	73066846	1	O-RING
22	71000891	4	CAPSCREW
23	71000765	1	PLUNGER
24	71000764	1	SPRING
25	70924774	1	O-RING
26	71013268	1	PLUG ASSY. (Includes item 25)
27	73070304	1	REPAIR KIT (For 73070300 THIRD SPOOL SECTION) (Includes Qty. 1 items 6, 8, 16, 17, 18 and Qty. 1 Item 25)
28	73070305	1	REPAIR KIT, between section (Includes Qty. 8 item 19, Qty. 4 items 20 and 21)

(Revised July 1980)



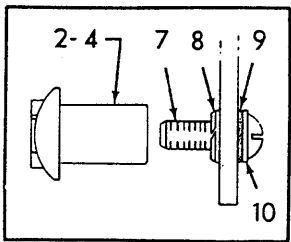
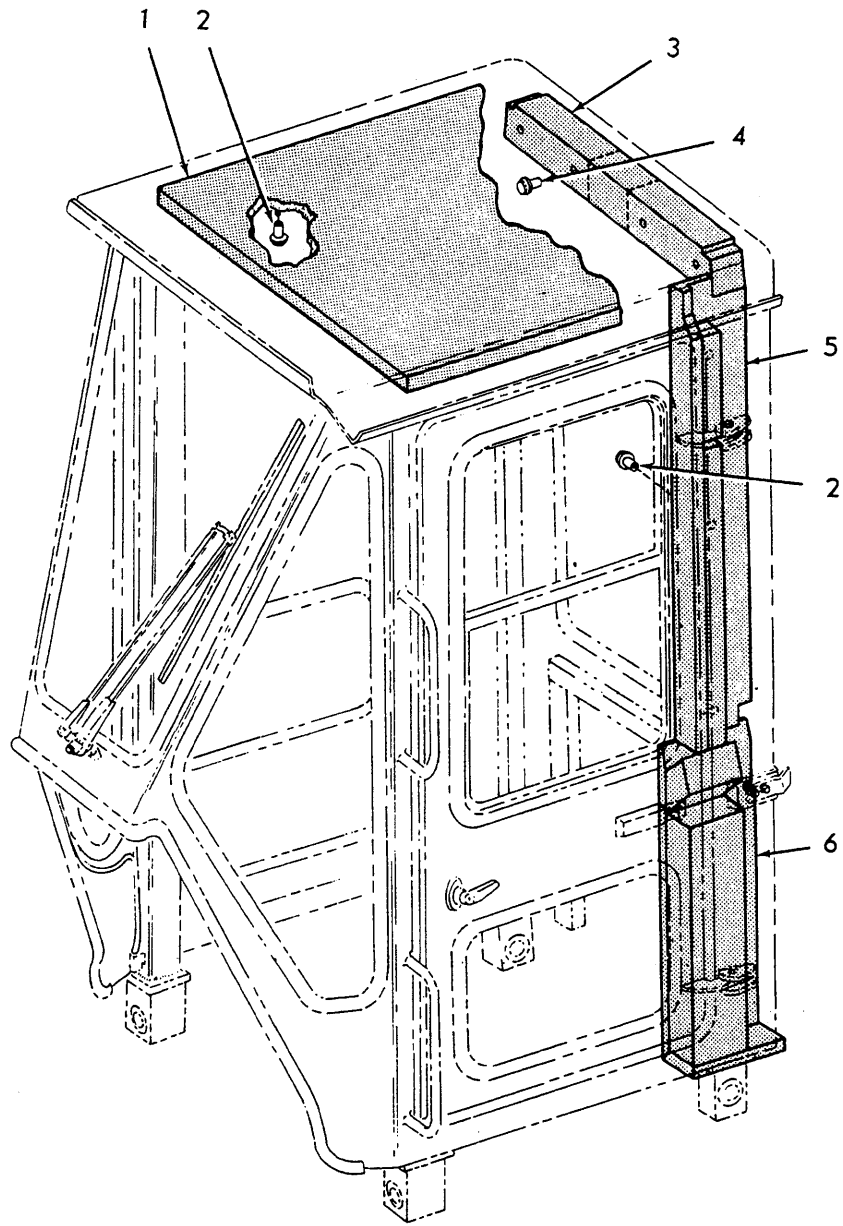
DEFROSTER FAN ASSEMBLY

T-80444

USAGE: Effective with ROPS CAB. See page 173

ITEM	PART NO.	QTY.	DESCRIPTION
-	73059874	1	FAN ASSY. (Includes item 1 thru 6)
1	73069008	1	MOTOR, 12v.
	73052008	2	TERMINAL
2	73069015	1	BASE
3	73069004	1	U-BRACKET
	70932844	1	WASHER, nylon, 13/32"
	70900816	1	WASHER, plain, 1/4"
	70922932	1	LOCKNUT, 5/16" NF
4	73069020	1	BRACKET, motor mtg.
	70929008	1	CAPSCREW, 1/4" NF x 1-3/4"
	70929932	1	WASHER, 13/64"
	70921702	1	LOCKNUT, 1/4" NF
5	73069007	1	FAN
	70917570	1	SETSCREW, no. 10 NF x 1/4"
6	73069011	1	GUARD
	70928919	2	NUT, no. 10 (Includes washer)





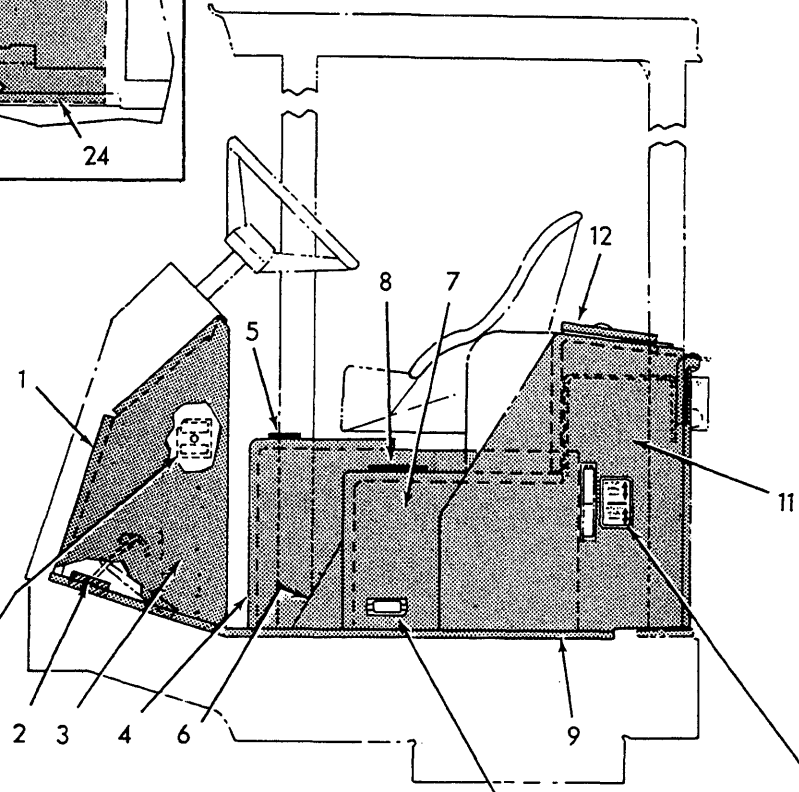
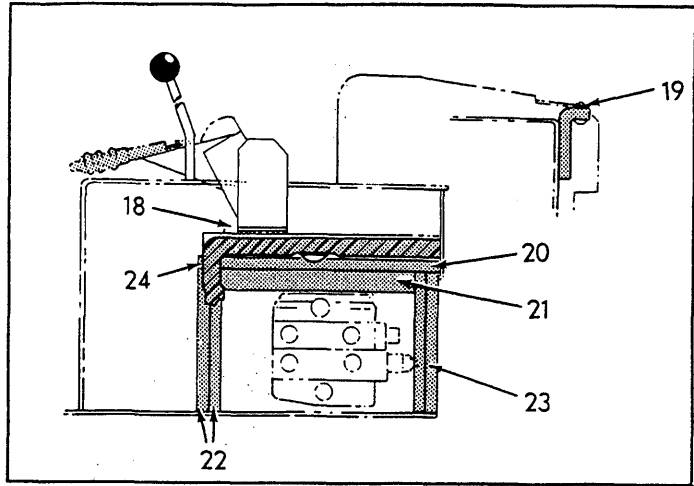
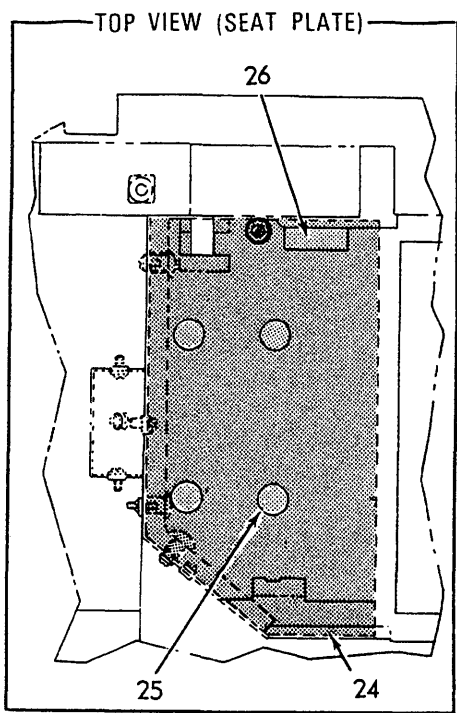
T-80431

CAB SOUND SUPPRESSION

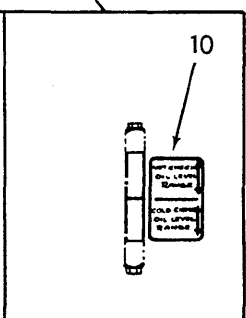
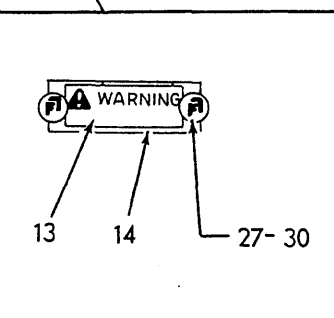
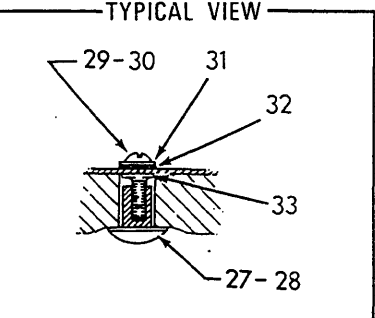
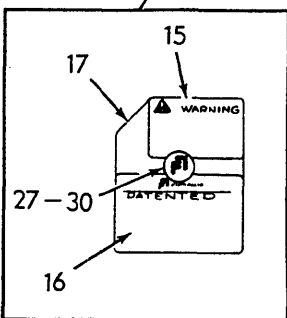
USAGE: Special Equipment

ITEM	PART NO.	QTY.	DESCRIPTION
1	73067146	1	HEADLINER
2	73063489	10	FASTENER
3	73068821	1	REAR PANEL LINER, left
	73068822	1	REAR PANEL LINER, right
4	73069568	1	REAR PANEL LINER (late units - shown)
	73063488	4	FASTENER
5	73068823	1	POST LINER, left
	73068824	1	POST LINER, right
6	73068825	1	FILLER PANEL, left
	73068826	1	FILLER PANEL, right
7	70917451	4	SCREW, 1/4" NC x 1"
	70933350	6	SCREW, 1/4" NC x 2-3/4"
8	73063513	10	TENSIONUT
9	73063605	10	WASHER, rubber
10	70911114	10	WASHER, plain, 1/4"

early units



TYPICAL VIEW




SOUND SUPPRESSION

T-80432

## SOUND SUPPRESSION

USAGE: Special Equipment

ITEM	PART NO.	QTY.	DESCRIPTION
1	73068814	1	COWL LINER
2	73068829	1	BARRIER, brake pedal
3	73068815	1	COWL LINER
4	73068816	1	CONSOLE LINER
5	73067622	1	DECAL, single lever
6	73068817	1	FLOOR PLATE LINER
7	73068818	1	SEAT SUPPORT LINER
8	73067606	1	DECAL, clutch cut off
9	73068519	1	FLOORMAT, right side
	73068520	1	FLOORMAT, main
10	73067607	1	DECAL, oil level
11	73068819	1	HYDRAULIC TANK LINER
12	73068820	1	TANK COVER LINER
13	73108820	1	DECAL, master cylinder
14	73068856	1	PLATE
15	73107895	1	DECAL, warning
16	73067712	1	DECAL, patent
17	73068855	1	PLATE
18	73068828	1	BARRIER, parking brake
19	73068827	1	BARRIER, hydraulic tank
20	73068851	1	BARRIER, console top
21	73068833	1	FILLER, console top (2 spool valve only)
22	73068830	2	BARRIER, console front
23	73068831	1	BARRIER, console rear
24	73068832	1	BARRIER, underseat
25	73068835	4	BARRIER, circular lead
26	73068834	1	BARRIER, rectangular lead
27	70687557	18	FASTENER (black)
28	73063488	11	FASTENER, (tan)
29	70917451	26	SCREW, 1/4" NC x 1"
30	70920304	3	SCREW, 1/4" NC x 1-1/4"
31	70911114	29	WASHER, plain, 1/4"
32	73063605	29	WASHER, rubber
33	73063513	29	TENSIONUT



NUMERICAL INDEX

Part No.	Page	Part No.	Page	Part No.	Page	Part No.	Page	Part No.	Page
70042982..61		70256940..157		70677006..131A		70900816..181		70910233..132	
70053926..109		70256941..157		70677006..164		70900819..69		70910233..89	
70059234..92		70256943..157		70677006..170		70900970..69		70910243..96	
70076486..100		70256944..157		70677007..170		70901310..30		70910244..38	
70076489..100		70256945..157		70677008..125		70901548..37		70910244..1248	
70186479..49		70256946..157		70677008..129		70901651..28		70910267..38	
70188662..131		70256947..157		70677008..131A		70901653..87		70910287..103	
70192930..131		70256948..157		70677008..165		70901706..65		70910287..105	
70202573..83		70256950..157		70677008..173		70901723..49		70910287..116	
70207770..64		70256951..157		70678072..136		70901763..140		70910287..122	
70225300..105		70256952..157		70678072..163		70901771..37		70910287..128	
70226012..20		70256953..157		70680080..133		70901825..149		70910287..129	
70226012..8		70256955..157		70682797..1		70901825..149		70910287..133	
70226408..20		70257164..157		70684010..1248		70901839..46		70910287..134	
70231128..69		70349919..124A		70684057..41		70902170..65		70910287..139	
70234087..103		70604389..83		70685147..136		70904203..30		70910287..139	
70234417..69		70621821..159		70685399..1		70904204..139		70910287..142	
70234692..107		70624203..100		70686384..38		70904204..154		70910287..145	
70236750..103		70630660..99		70687010..134		70904204..21		70910287..145	
70237134..140		70630661..99		70687110..143		70904204..34		70910287..146	
70239176..109		70630662..98		70687557..185		70904204..38		70910287..154	
70239181..109		70630663..99		70689096..151		70904204..162		70910287..16	
70239188..109		70630664..99		70689139..60		70904205..105		70910287..18	
70239189..109		70630665..99		70691395..167		70904205..11		70910287..20	
70239191..109		70630666..99		70691476..169		70904205..132		70910287..24	
70239195..109		70630667..99		70691477..169		70904205..20		70910287..44	
70239197..109		70630674..98		70691479..168		70904205..24		70910287..88	
70239229..109		70630675..98		70691745..149		70904205..28		70910287..124B	
70239517..41		70630676..98		70691745..149		70904205..34		70910287..43	
70240962..150		70630677..98		70691930..140		70904205..35		70910287..45	
70241056..28		70630678..98		70694423..129		70904205..40		70910287..46	
70241131..107		70630679..98		70694430..134		70904205..49		70910287..47	
70241132..107		70630680..98		70694436..129		70904205..89		70910287..49	
70241133..107		70630681..98		70694436..130		70904205..89		70910287..55	
70241134..107		70630682..98		70695469..145		70904205..162		70910287..64	
70241135..106		70631358..70		70695998..162		70904205..178		70910287..90	
70241522..37		70633730..130		70696897..54		70904206..174		70910287..96	
70242095..28		70638399..98		70697263..149		70904208..37		70910287..121	
70242095..8		70638400..98		70697263..149		70904208..141		70910287..131	
70243061..69		70638401..98		70698502..165		70904208..173		70910287..162	
70243207..103		70638402..98		70698502..165		70904223..37		70910287..178	
70243416..175		70638405..100		70699053..154		70904224..73		70910323..40	
70243526..146		70638410..100		70733250..103		70904224..75		70910323..89	
70243527..146		70638440..100		70734236..177		70904224..79		70910323..89	
70243528..146		70638976..98		70734342..129		70904224..80		70910323..162	
70243532..124C		70639973..168		70734475..178		70904224..83		70910323..178	
70243532..111		70639074..168		70734477..178		70904224..83		70910324..105	
70243601..107		70643020..100		70734512..178		70904224..87		70910324..119	
70243621..107		70643022..99		70734513..178		70904230..149		70910324..134	
70243622..107		70644408..72				70904230..149		70910324..136	
70245562..149		70644410..72		70734514..178		70904239..49		70910324..139	
70245562..149		70646631..178		70734515..178		70904369..47		70910324..140	
70247258..107		70658781..40		70734590..83		70905261..119		70910324..142	
70248109..149		70659422..140		70734591..83		70905262..119		70910324..146	
70248109..149		70659494..124		70734592..83		70905262..48		70910324..154	
70248111..159		70673889..54		70734618..178		70905845..12		70910324..38	
70248111..141		70673894..67		70734655..87		70906907..1248		70910324..69	
70248430..28		70673909..67		70735238..79		70906985..160		70910324..94	
70249295..38		70673947..63		70735240..87		70907059..28		70910324..96	
70252471..103		70673948..64		70735242..87		70907856..107		70910324..131	
70253537..117		70673949..63		70735246..87		70907856..97		70910324..165	
70253537..125		70673951..64		70735247..87		70909055..169		70910324..170	
70253537..129		70677004..164		70735248..87		70909055..174		70910324..178	
70254939..158		70677004..168		70800385..54		70910123..32		70910325..128	
70255944..107		70677006..105		70805633..106		70910161..37		70910325..155	
70255945..107		70677006..134		70900365..134		70910198..162		70910325..37	
70255946..107		70677006..139		70900367..20		70910200..91		70910325..65	
70256852..103		70677006..142		70900703..47		70910210..155		70910325..9	
70256898..157		70677006..143		70900703..9		70910231..107		70910325..141	
70256939..157		70677006..146		70900816..164		70910231..124A		70910329..38	

NUMERICAL INDEX

Part No.	Page	Part No.	Page	Part No.	Page	Part No.	Page	Part No.	Page
70910329..69		70912401..30		70915408..1248		70916273..105		70917451..183	
70910335..140		70912415..10		70915408..45		70916273..134		70917451..185	
70910335..111		70912415..47		70915408..162		70916273..139		70917452..37	
70910335..178		70912415..54		70915408..178		70916273..145		70917452..174	
70910345..69		70912441..117		70915503..30		70916274..145		70917535..11	
70910532..116		70912441..128		70915763..128		70916276..105		70917547..10	
70910828..69		70912441..129		70915763..129		70916277..49		70917570..171	
70910828..69		70912441..140		70915807..23		70916278..140		70917570..181	
70910876..94		70912441..38		70915809..11		70916280..176		70917644..69	
70910880..103		70912441..65		70915809..178		70916281..24		70917645..117	
70910880..139		70912441..9		70915813..20		70916284..21		70917645..38	
70910880..140		70912441..131		70915813..40		70916284..164		70917645..176	
70910880..154		70912726..65		70915841..94		70916285..162		70917646..38	
70910880..34		70912772..1248		70915842..94		70916286..154		70917646..1248	
70910880..162		70912772..162		70915874..117		70916287..47		70917646..89	
70910880..164		70912808..129		70915891..140		70916309..140		70917662..69	
70910948..43		70912808..70		70915891..140		70916309..149		70917664..38	
70910948..64		70912808..72		70915891..145		70916309..149		70917673..10	
70910986..54		70912808..111		70915891..29		70916309..65		70917673..54	
70910986..67		70912845..136		70915891..1248		70916310..117		70917673..56	
70911028..131A		70912845..163		70915891..124C		70916310..38		70917675..164	
70911028..165		70913168..24		70915891..46		70916311..51		70917730..116	
70911042..1248		70913177..117		70915919..124		70916311..141		70917791..69	
70911043..173		70913177..158		70915972..116		70916311..131		70917806..33	
70911064..17		70913177..99		70915972..118		70916314..155		70917807..37	
70911072..170		70913177..111		70915972..155		70916314..51		70917809..33	
70911085..53		70913528..70		70915972..121		70916315..118		70917810..37	
70911100..134		70913536..17		70915987..116		70916381..88		70917922..88	
70911114..140		70913536..18		70915987..118		70916387..89		70917970..10	
70911114..54		70913536..93		70915987..128		70916395..51		70918185..72	
70911114..167		70913544..11		70915987..129		70916621..149		70918186..71	
70911114..183		70913544..136		70915987..37		70916621..149		70918194..176	
70911114..185		70913544..20		70915987..9		70916621..96		70918194..176	
70911115..105		70913544..52		70915987..121		70916622..153		70918199..48	
70911115..119		70913544..165		70915989..24		70916622..169		70918199..51	
70911115..129		70913743..126		70916081..132		70916624..37		70918199..54	
70911115..139		70913743..127		70916191..67		70916713..162		70918199..67	
70911115..140		70913743..1248		70916191..121		70916803..169		70918199..67	
70911115..142		70913828..134		70916197..42		70916866..48		70918237..34	
70911115..145		70914105..140		70916197..54		70916880..139		70918266..134	
70911115..29		70914105..168		70916197..96		70916956..132		70918268..111	
70911115..1248		70914120..168		70916220..140		70916964..103		70918308..143	
70911115..124C		70914392..23		70916220..38		70916964..139		70918308..164	
70911115..45		70914392..24		70916220..69		70916964..153		70918448..38	
70911115..46		70914392..28		70916220..94		70916964..164		70918448..1248	
70911115..89		70914392..89		70916253..11		70916964..169		70918448..89	
70911115..94		70914465..113		70916253..140		70916964..169		70918448..89	
70911115..96		70914465..115		70916253..44A		70916965..100		70918452..111	
70911115..121		70914487..117		70916255..48		70916981..105		70918454..133	
70911115..164		70914487..159		70916257..89		70917021..11		70918461..105	
70911115..178		70914498..42		70916268..134		70917021..21		70918468..145	
70911325..113		70914501..134		70916268..16		70917200..1248		70918594..167	
70911325..115		70914501..47		70916269..20		70917356..146		70918683..121	
70911435..17		70914626..18		70916271..103		70917356..176		70918748..149	
70911435..18		70914670..146		70916271..105		70917365..139		70918748..149	
70911437..18		70914670..23		70916271..133		70917365..153		70918748..151	
70911711..113		70914678..11		70916271..142		70917365..37		70918808..1248	
70912060..40		70914678..160		70916271..20		70917365..96		70918850..10	
70912069..44		70914678..42		70916271..44		70917365..173		70918851..16	
70912069..93		70914678..89		70916271..96		70917367..174		70918851..54	
70912069..121		70914678..96		70916272..139		70917372..176		70918888..21	
70912201..160		70914678..121		70916272..140		70917379..116		70918906..69	
70912235..115		70914678..44A		70916272..145		70917379..118		70918945..152	
70912298..140		70915276..127		70916272..20		70917379..155		70919015..145	
70912298..1248		70915276..129		70916272..29		70917393..151		70919015..43	
70912298..1248		70915343..140		70916272..46		70917395..151		70919134..27	
70912298..51		70915401..9		70916272..47		70917415..174		70919204..69	
70912301..145		70915408..116		70916272..49		70917421..133		70919224..11	
70912307..132		70915408..129		70916272..121		70917421..121		70919224..18	
70912369..23		70915408..142		70916273..103		70917448..96		70919224..20	





NUMERICAL INDEX

Part No.	Page	Part No.	Page	Part No.	Page	Part No.	Page
70927187..133		70929146..37		70932831..8A		71001896..123	
70927187..135		70929146..45		70932831..51		71004080..128	
70927187..145		70929156..143		70932835..180		71004080..129	
70927187..149		70929160..170		70932844..181		71004099..113	
70927187..149		70929194..124C		70932940..142		71004099..127	
70927187..150		70929217..8A		70932978..169		71004099..135	
70927187..69		70929217..51		70932979..129		71004100..127	
70927187..176		70929262..38		70933004..45		71004101..127	
70927203..65		70929313..170		70933010..129		71004110..127	
70927217..140		70929388..69		70933098..46		71004118..127	
70927218..145		70929396..75		70933136..114		71004118..128	
70927242..113		70929396..83		70933136..115		71004118..135	
70927325..117		70929402..119		70933177..130		71004119..127	
70927327..69		70929474..79		70933270..124C		71004119..135	
70927340..167		70929475..79		70933271..1248		71004136..128	
70927340..168		70929540..130		70933272..1248		71004136..128	
70927340..169		70929713..129		70933303..87		71004161..145	
70927349..79		70929834..75		70933329..75		71004189..119	
70927350..79		70929854..56		70933329..83		71004191..119	
70927358..70		70929855..56		70933350..183		71004193..119	
						71004194..119	
70927450..34		70929856..56		71000204..122		71004195..119	
70927450..37		70930213..170		71000249..123		71004221..124	
70927575..51		70930350..1248		71000249..1248		71004221..121	
70927583..73		70930351..1248		71000249..179		71004223..121	
70927583..80		70930465..129		71000257..123		71004230..47	
70927682..98		70930487..149		71000259..123		71004230..9	
70927691..63		70930487..149		71000622..114		71004232..47	
70927693..14		70930506..35		71000751..123		71004233..47	
70927693..8		70930733..107		71000751..179		71004254..46	
70927732..117		70930864..87		71000759..123		71004269..120	
70927740..75		70930875..27		71000760..122		71004269..122	
70927740..83		70930912..135		71000761..123		71004273..121	
70927792..38		70930924..8A		71000761..179		71004274..121	
70927982..89		70930924..51		71000762..123		71004275..121	
70928043..75		70930984..73		71000762..179		71004276..121	
70928043..83		70930984..79		71000763..123		71004277..121	
70928128..164		70930984..80		71000764..123		71004295..121	
70928138..164		70930984..87		71000764..180		71004295..111	
70928176..162		70930996..79		71000765..123		71004297..111	
70928179..126		70931217..39		71000765..180		71004306..121	
70928179..127		70931523..135		71000767..123		71004310..103	
70928179..1248		70931637..75		71000767..1248		71004312..105	
70928215..111		70931637..83		71000767..179		71004317..103	
70928307..70		70931641..180		71000806..179		71004318..103	
70928348..160		70931742..134		71000811..122		71004319..103	
70928434..1248		70931742..143		71000814..124A		71004320..103	
70928545..79		70931905..73		71000817..123		71004321..103	
70928595..150		70931905..80		71000817..179		71004322..103	
70928623..178		70931934..135		71000818..123		71004323..103	
70928654..121		70931935..87		71000818..180		71004335..113	
70928656..140		70931940..83		71000819..123		71004338..89	
70928656..140		70932504..111		71000999..114		71004339..89	
70928713..52		70932577..129		71001003..113		71004341..89	
70928800..149		70932585..123		71001083..115		71004343..129	
70928800..149		70932585..179		71001510..112		71004345..129	
70928829..87		70932586..123		71001511..112		71004347..128	
70928844..165		70932586..179		71001513..112		71004348..128	
70928914..128		70932587..140		71001583..123		71004349..127	
70928914..129		70932619..145		71001583..179		71004350..127	
70928919..171		70932656..133		71001584..123		71004351..111	
70928919..181		70932660..61		71001584..179		71004354..116	
70928923..149		70932661..56		71001585..123		71004363..116	
70928923..149		70932662..88		71001585..179		71004364..117	
70928923..1248		70932663..56		71001503..123		71004365..117	
70928927..1248		70932826..88		71001611..123		71004366..117	
70928931..164		70932827..54		71001612..123		71004371..117	
70928947..37		70932828..51		71001613..123		71004372..117	
70929008..181		70932829..54		71001627..123		71004373..117	
70929117..139		70932830..8A		71001734..123		71004374..117	
70929141..129		70932830..51		71001734..179		71004375..117	
71004376..117							
71004377..116							
71004383..116							
71004387..109							
71004392..103							
71004396..140							
71004396..94							
71004400..93							
71004401..93							
71004403..94							
71004422..40							
71004452..69							
71004452..89							
71004453..69							
71004454..69							
71004459..69							
71004461..69							
71004462..69							
71004463..69							
71004473..69							
71004475..69							
71004476..69							
71004478..69							
71004479..69							
71004489..111							
71004490..111							
71004491..111							
71004492..111							
71004493..111							
71004494..111							
71004498..1248							
71004498..111							
71004577..103							
71004578..103							
71004593..96							
71004594..124							
71004603..124C							
71004603..111							
71004609..69							
71004633..111							
71004635..111							
71004639..121							
71004661..109							
71004663..109							
71004682..111							
71004686..69							
71004689..128							
71004690..103							
71004703..121							
71004705..105							
71004717..145							
71004720..112							
71004729..135							
71004733..115							
71004734..135							
71004753..51							
71004754..51							
71004755..51							
71004756..51							
71004761..51							
71004761..52							
71004764..8A							
71004764..51							
71004770..51							
71004771..8A							
71004771..51							
71004772..51							
71004773..51							
71004775..51							
71004776..48							

NUMERICAL INDEX

Part No.	Page	Part No.	Page	Part No.	Page	Part No.	Page	Part No.	Page
71004777..51		71004883..63		71004984..56		71005641..93		71008573..67	
71004778..8A		71004885..63		71004985..56		71005641..94		71008590..79	
71004778..51		71004888..63		71004987..8A		71005678..96		71008590..87	
71004783..51		71004889..63		71004987..56		71005685..38		71008591..87	
71004787..51		71004890..63		71004989..8A		71005794..51		71008592..87	
71004789..8A		71004891..8A		71004989..56		71005795..51		71008597..67	
71004789..51		71004891..63		71004992..56		71005796..52		71008630..79	
71004790..64		71004892..64		71004996..56		71005797..52		71008640..153	
71004791..8A		71004895..64		71004997..56		71005839..87		71008641..153	
71004791..64		71004901..67		71004998..56		71005841..51		71008645..79	
71004795..52		71004902..67		71005107..56		71005842..51		71008647..79	
71004797..51		71004904..67		71005108..56		71005843..58		71008653..79	
71004799..51		71004907..67		71005109..56		71005843..59		71008659..79	
71004802..51		71004908..8A		71005110..56		71005940..44		71008660..79	
71004807..52		71004908..67		71005111..56		71006399..159		71008981..52	
71004810..52		71004911..8A		71005113..56		71006399..141		71008990..61	
71004811..52		71004911..67		71005114..88		71006399..173		71008990..62	
71004816..48		71004913..8A		71005114..56		71006605..149		71008992..103	
71004819..49		71004913..67		71005116..56		71006605..149		71009067..60	
71004820..49		71004917..67		71005117..8A		71006649..158		71009068..60	
71004820..53		71004918..67		71005117..56		71006649..141		71009069..60	
71004820..54		71004919..67		71005119..56		71006821..87		71009071..56	
71004821..49		71004922..67		71005120..56		71006992..159		71009073..56	
71004822..49		71004923..67		71005121..56		71006996..158		71009074..60	
71004828..49		71004924..67		71005142..106		71007217..98		71009428..107	
71004830..49		71004926..8A		71005143..106		71007447..93		71009498..69	
71004831..49		71004926..61		71005176..103		71007447..94		71009962..109	
71004832..49		71004926..62		71005176..141		71007448..93		71010482..119	
71004833..49		71004927..56		71005177..152		71007448..94		71012374..146	
71004835..48		71004927..61		71005178..152		71007459..139		71012619..45	
71004837..8A		71004927..62		71005179..152		71007459..141		71012620..45	
71004837..54		71004929..61		71005180..152		71007516..127		71012630..39	
71004838..54		71004929..62		71005181..152		71007549..128		71012688..46	
71004839..54		71004930..61		71005182..152		71007560..115		71012689..46	
71004841..54		71004930..62		71005183..152		71007609..45		71012732..37	
71004842..8A		71004932..60		71005184..152		71007612..38		71012733..45	
71004842..54		71004932..62		71005185..152		71007613..38		71012767..38	
71004843..54		71004934..60		71005186..152		71007614..38		71012986..37	
71004848..8A		71004934..61		71005187..152		71007644..69		71013268..123	
71004848..54		71004934..62		71005190..152		71007656..47		71013268..180	
71004849..54		71004935..60		71005194..152		71007656..9		71014485..128	
71004855..54		71004935..61		71005195..152		71007657..37		71014822..127	
71004857..88		71004935..62		71005196..152		71007660..37		71014854..73	
71004859..88		71004936..61		71005197..152		71007703..69		71014865..75	
71004860..88		71004937..61		71005198..153		71007704..145		71014869..76	
71004861..88		71004938..61		71005201..153		71007707..145		71014878..76	
71004864..88		71004939..61		71005207..121		71007849..40		71014986..119	
71004867..57		71004941..99		71005208..121		71007868..145		71015057..119	
71004867..58		71004947..98		71005224..129		71007875..152		71015519..71	
71004867..59		71004949..98		71005230..103		71007924..45		71015521..70	
71004868..57		71004950..98		71005231..105		71008052..129		71015522..70	
71004868..58		71004955..124		71005238..103		71008053..129		71015523..70	
71004868..59		71004958..61		71005247..121		71008110..9		71015591..1248	
71004870..57		71004959..62		71005248..93		71008111..9		71015592..1248	
71004870..58		71004961..62		71005309..176		71008140..126		71015635..113	
71004870..59		71004962..62		71005315..176		71008140..127		71015637..115	
71004871..57		71004963..60		71005317..176		71008328..137		71015705..124A	
71004871..58		71004964..60		71005348..37		71008333..137		71015706..124A	
71004871..59		71004969..60		71005349..105		71008336..137		71015709..124A	
71004872..8A		71004969..61		71005349..139		71008449..152		71015713..124A	
71004872..57		71004969..62		71005350..47		71008454..153		71015714..124A	
71004872..58		71004973..56		71005350..9		71008455..153		71016236..40	
71004872..59		71004976..56		71005359..153		71008456..153		71125810..88	
71004873..8A		71004977..56		71005363..106		71008457..152		71132771..109	
71004873..57		71004978..8A		71005364..107		71008458..153		71134841..109	
71004873..58		71004978..56		71005499..126		71008461..153		71143613..73	
71004873..59		71004979..8A		71005508..129		71008461..153		71143613..76	
71004876..57		71004979..56		71005536..8A		71008468..51		71143613..79	
71004880..63		71004981..55		71005536..51		71008476..67		71143613..80	
71004882..140		71004983..56		71005641..90		71008477..67		71143613..84	
						71008572..64			

NUMERICAL INDEX

Part No.	Page	Part No.	Page	Part No.	Page	Part No.	Page	Part No.	Page
72004640..121		73024120..137		73038388..109		73058531..139		73064772..174	
72017234..115		73024148..93		73038763..137		73058578..79		73064956..124	
72017480..115		73024148..94		73038764..137		73058587..141		73065099..167	
72017738..122		73024148..96		73038765..137		73058651..139		73065561..75	
72017929..114		73024633..76		73038767..137		73058884..170		73065562..75	
72018012..123		73024633..84		73038768..137		73058917..150		73065563..75	
72018092..114		73024671..79		73040720..149		73058919..151		73065564..75	
72018095..114		73024672..79		73040720..149		73058920..151		73065565..75	
72018393..129		73024673..79		73040720..46		73058934..124C		73065566..75	
72018402..115		73024674..79		73041349..79		73058974..124C		73065567..75	
72018402..126		73024676..79		73041596..174		73058975..124C		73065568..75	
72018402..127		73024677..79		73041822..162		73058978..124C		73065569..75	
72018411..113		73024678..79		73042646..134		73058979..124C		73065570..75	
72018412..113		73024680..79		73042966..155		73058981..124C		73065571..75	
72019977..113		73024681..79		73044040..124		73058982..124C		73065888..162	
72019978..113		73024682..79		73044048..130		73058983..124C		73066384..169	
72069006..171		73024683..79		73044471..155		73058984..124C		73066418..169	
73001171..117		73024687..79		73044502..142		73058985..124C		73066424..169	
73006797..93		73024750..91		73044843..155		73059079..124C		73066425..169	
73006797..94		73024754..91		73045016..120		73059213..124B		73066426..169	
73006797..96		73024764..91		73045696..140		73059604..166		73066427..169	
73006799..93		73024765..91		73045972..124		73059605..166		73066428..169	
73006799..94		73024767..91		73045975..124		73059673..167		73066429..140	
73006799..96		73024781..91		73045977..124		73059730..76		73065552..131A	
73007104..92		73024782..90		73046487..149		73059730..84		73066554..136	
73007105..92		73025235..91		73046487..149		73059832..164		73066554..164	
73007106..92		73027275..137		73046487..150		73059834..168		73066556..136	
73007108..92		73027276..137		73048405..79		73059874..173		73066556..164	
73007110..92		73027334..137		73048711..149		73059874..181		73066557..129	
73007132..91		73027869..135		73048711..149		73059884..173		73066558..164	
73007133..91		73027870..135		73048801..75		73059890..174		73066657..162	
73007135..91		73028099..91		73048801..83		73059891..174		73066675..128	
73007145..73		73028654..87		73048803..75		73059893..174		73066684..87	
73007145..80		73028656..87		73048804..75		73059894..174		73066687..84	
73007152..79		73028657..87		73048805..75		73059920..174		73066688..84	
73007152..87		73028668..87		73048807..76		73059930..168		73066690..84	
73007255..75		73028684..91		73048868..132		73059939..168		73066692..83	
73007255..83		73028709..75		73048869..132		73060174..132		73066693..83	
73012490..97		73028709..83		73050105..174		73060175..132		73066694..83	
73013043..90		73028722..83		73050698..87		73060177..168		73066695..83	
73014042..97		73028732..75		73052008..173		73060178..169		73066696..83	
73014043..97		73028732..83		73052008..173		73061044..168		73066697..83	
73014044..97		73028735..75		73052008..181		73061046..168		73066698..83	
73014045..97		73028735..83		73052021..137		73061060..132		73066699..83	
73014046..97		73028746..75		73052665..75		73061191..167		73066701..83	
73014226..38		73028746..83		73052665..83		73061376..166		73066702..83	
73018142..124B		73028747..75		73053514..119		73061377..166		73066715..75	
73018302..105		73028747..83		73053637..113		73062261..83		73066718..90	
73018302..139		73028749..75		73054504..164		73062381..151		73066724..75	
73020853..135		73028749..83		73054571..119		73062403..73		73066737..46	
73020947..159		73029626..170		73056651..38		73062403..79		73066739..134	
73021228..94		73031761..87		73056793..124		73062403..80		73066741..134	
73021288..93		73033374..75		73056814..129		73062870..134		73066742..134	
73021288..96		73033374..83		73057225..169		73063364..115		73066755..47	
73021322..139		73034793..75		73057505..151		73063422..129		73066756..51	
73021696..38		73034793..83		73057959..150		73063488..183		73066757..8A	
73022076..79		73034907..87		73057976..139		73063488..185		73066757..51	
73022116..73		73036240..160		73058036..125		73063489..136		73066758..51	
73022116..79		73036241..160		73058036..139		73063489..164		73066759..51	
73022116..80		73036242..160		73058052..149		73063489..183		73066760..51	
73022121..79		73037174..75		73058052..149		73063513..183		73066765..129	
73022121..87		73037174..83		73058299..124		73063513..185		73066766..49	
73022124..90		73037183..149		73058399..121		73063605..183		73066771..129	
73022262..91		73037183..149		73058442..171		73063605..185		73066772..129	
73022314..75		73037183..150		73058348..172		73063830..135		73066775..129	
73022314..83		73038206..75		73058400..87		73064081..150		73066777..61	
73022440..100		73038206..79		73058527..139		73064082..149		73066777..62	
73023024..149		73038206..83		73058528..139		73064082..149		73066778..56	
73023024..149		73038206..87		73058529..139		73064443..167		73066781..88	
73023024..150		73038385..109		73058530..139		73064444..167		73066782..88	

NUMERICAL INDEX

Part No.	Page	Part No.	Page	Part No.	Page	Part No.	Page
73066784..61		73067132..145		73067606..185		73068575..91	73069015..181
73066785..62		73067140..133		73067607..185		73068577..65	73069017..172
73066786..67		73067146..136		73067615..164		73068582..888	73069020..181
73066787..67		73067146..164		73067621..27		73068586..888	73069028..131A
73066788..67		73067146..183		73067622..117		73068587..888	73069029..131A
73066789..67		73067147..136		73067622..185		73068587..888	73069032..172
73066790..67		73067148..133		73067667..168		73068588..888	73069033..171
73066791..67		73067149..140		73067673..129		73068589..888	73069035..131A
73066793..8A		73067149..142		73067681..149		73068590..888	73069042..172
73066793..63		73067150..150		73067681..149		73068591..888	73069112..124A
73066794..47		73067151..149		73067681..1248		73068592..888	73069113..113
73066794..63		73067151..149		73067685..41		73068593..888	73069143..115
73066795..64		73067153..151		73067704..164		73068594..888	73069155..179
73066796..64		73067154..150		73067712..125		73068595..888	73069191..134
73066804..167		73067155..151		73067712..185		73068596..888	73069196..160
73066806..111		73067156..149		73067713..69		73068597..888	73069209..103
73066807..129		73067156..149		73067714..69		73068598..888	73069237..160
73066808..129		73067157..149		73067736..70		73068599..888	73069239..160
73066808..111		73067157..149		73067737..71		73068624..115	73069240..160
73066809..129		73067158..139		73067738..70		73068625..115	73069241..160
73066832..39		73067167..117		73067739..71		73068628..115	73069272..140
73066842..123		73067179..1		73067802..164		73068630..115	73069299..170
73066846..122		73067185..1		73067895..164		73068665..129	73069381..75
73066847..180		73067192..163		73067897..164		73068666..129	73069397..127
73066848..68		73067195..90		73067898..164		73068684..39	73069411..111
73066868..128		73067197..154		73068055..65		73068693..176	73069432..162
73066869..72		73067275..129		73068061..130		73068751..115	73069433..162
73066875..72		73067311..83		73068069..143		73068814..185	73069450..64
73066876..72		73067312..80		73068070..143		73068815..185	73069451..63
73066877..72		73067343..178		73068120..143		73068816..185	73069534..76
73066878..72		73067358..164		73068121..143		73068817..185	73069534..84
73066879..72		73067359..164		73068128..65		73068818..185	73069542..44A
73066887..106		73067360..109		73068142..1		73068819..185	73069568..183
73066888..107		73067361..109		73068143..1		73068820..185	73069614..178
73066890..107		73067362..164		73068144..1		73068821..183	73069829..1248
73066894..107		73067367..168		73068145..1		73068822..183	73069833..1248
73066895..124		73067378..131		73068146..1		73068823..183	73069846..1248
73066937..109		73067379..166		73068147..1		73068824..183	73069854..134
73066938..109		73067380..166		73068148..1		73068825..183	73070013..135
73066939..109		73067381..166		73068149..1		73068826..183	73070014..135
73066940..109		73067382..166		73068150..1		73068827..185	73070015..135
73066981..119		73067387..168		73068151..1		73068828..185	73070463..172
73067021..164		73067394..176		73068152..1		73068829..185	73070465..171
73067021..167		73067407..41		73068153..1		73068830..185	73070466..172
73067032..125		73067414..164		73068194..46		73068831..185	73070500..117
73067045..133		73067414..167		73068201..89		73068832..185	73070559..108
73067048..89		73067426..70		73068232..167		73068833..185	73070532..136
73067049..89		73067437..1		73068246..132		73068834..185	73070582..165
73067050..89		73067439..1		73068255..131		73068835..185	73107881..134
73067051..118		73067440..1		73068303..124C		73068851..185	73107884..119
73067059..152		73067441..1		73068305..124C		73068855..185	73107884..129
73067060..152		73067442..1		73068306..1248		73068856..185	73107885..130
73067061..153		73067443..1		73068306..65		73068869..162	73107890..111
73067062..153		73067444..162		73068320..132		73068871..89	73107894..40
73067083..888		73067462..40		73068359..165		73068872..89	73107895..125
73067103..121		73067472..120		73068360..165		73068874..89	73107895..185
73067106..157		73067472..177		73068386..90		73068911..124B	73107897..125
73067107..157		73067481..107		73068387..73		73068912..1248	73108441..132
73067108..103		73067483..163		73068388..80		73068973..131A	73108722..40
73067109..46		73067484..163		73068389..125		73069000..171	73108820..119
73067115..129		73067485..163		73068389..164		73069003..172	73108920..185
73067118..136		73067507..41		73068398..149		73069004..181	73108843..133
73067118..164		73067508..41		73068398..149		73069005..171	73109131..133
73067119..69		73067527..167		73068416..8A		73069007..181	73109134..134
73067120..89		73067534..162		73068460..170		73069008..171	73110787..1
73067125..37		73067580..162		73068460..171		73069008..181	73111934..1
73067128..125		73067583..164		73068469..170		73069011..181	73111935..1
73067129..145		73067584..164		73068519..185		73069012..171	73111954..1
73067130..128		73067606..119		73068520..185		73069013..172	73112962..129
73067131..140				73068563..170		73069014..172	74006677..145

NUMERICAL INDEX

Part No.	Page	Part No.	Page	Part No.	Page	Part No.	Page	Part No.	Page
74006751..32		74022098..12		74023970..8		74025385..8		74380652..35	
74006799..43		74022100..12		74023972..24		74025392..11		74393346..24	
74006837..44		74022101..12		74023976..24		74025461..19		74500231..11	
74006903..30		74022103..12		74023977..24		74025491..16		74501149..33	
74006957..10		74022105..12		74023978..24		74025519..17		74504409..33	
74007021..34		74022106..12		74023979..12		74025710..43		74506761..26	
74007021..35		74022108..12		74024001..24		74026383..11		74507359..34	
74007148..15		74022110..12		74024076..145		74026549..105		74507374..11	
74007201..8		74022111..12		74024090..16		74026549..20		74507415..34	
74007218..35		74022113..12		74024141..11		74026549..8		74507673..11	
74007891..20		74022115..12		74024215..30		74026640..32		74511213..35	
74008074..16		74022116..12		74024217..30		74026699..17		74512343..28	
74008074..8		74022118..12		74024223..30		74026887..8		74512644..17	
74008281..24		74022120..13		74024229..30		74026887..43		74513206..18	
74020016..21		74022121..13		74024229..31		74027735..20		74514230..22	
74020016..8		74022123..13		74024232..30		74027748..34		74514780..34	
74020017..27		74022129..11		74024237..30		74028888..24		74514780..37	
74020032..11		74022231..19		74024431..23		74029506..44		74514813..22	
74020032..8		74022292..17		74024448..9		74035186..16		74516760..28	
74020049..14		74022324..32		74024456..22		74035329..42		74752075..21	
74020090..26		74022339..17		74024459..21		74035388..16		74791157..174	
74020090..8		74022430..17		74024463..14		74035389..16		74818261..150	
74020098..20		74022595..16		74024479..43		74035389..18		74994913..109	
74020098..8		74022768..145		74024533..14		74035474..11		74995371..109	
74020102..19		74022911..15		74024534..14		74040305..8		74996404..123	
74020104..8		74022963..33		74024536..14		74043971..54		74996404..180	
74020135..11		74022964..33		74024542..29		74048649..31		74996409..180	
74020143..18		74022965..33		74024544..30		74050637..31			
74020147..16		74022966..33		74024544..7		74050638..31			
74020148..12		74022967..33		74024561..20		74050645..31			
74020149..12		74022968..33		74024562..21		74050646..31			
74020185..17		74023138..8		74024582..14		74052906..51			
74020359..17		74023376..16		74024583..14		74053035..31			
74020408..16		74023378..15		74024640..20		74053036..31			
74020537..11		74023380..16		74024641..145		74053037..31			
74020538..11		74023382..16		74024704..11		74059620..31			
74020539..11		74023384..16		74024792..162		74060695..31			
74020540..11		74023459..24		74025019..11		74060859..33			
74020683..18		74023481..24		74025019..8		74060859..35			
74020722..43		74023508..11		74025021..11		74060956..31			
74020724..34		74023535..24		74025021..8		74061429..13			
74020725..34		74023536..11		74025025..11		74061430..13			
74020861..11		74023567..20		74025058..43		74061431..13			
74020862..11		74023567..8		74025059..44		74061432..13			
74020879..21		74023570..35		74025068..43		74061438..14			
74020879..8		74023571..35		74025079..20		74061440..14			
74021022..23		74023578..34		74025082..19		74061441..14			
74021152..42		74023578..37		74025101..11		74061442..14			
74021190..145		74023582..33		74025101..8		74061522..8			
74021233..42		74023622..24		74025101..42		74061535..14			
74021269..44		74023720..37		74025101..44A		74061535..8			
74021332..27		74023758..12		74025103..42		74153776..16			
74021332..8		74023788..8		74025106..8		74254452..10			
74021440..33		74023811..11		74025106..44		74254659..42			
74021452..17		74023811..8		74025120..8		74254864..17			
74021454..17		74023823..12		74025146..35		74255107..11			
74021498..11		74023824..8		74025148..35		74255110..11			
74021600..28		74023827..11		74025149..35		74255155..21			
74021796..14		74023827..8		74025150..35		74255271..164			
74021796..8		74023857..20		74025150..8		74255271..169			
74021803..26		74023858..20		74025188..18		74255492..11			
74021913..8		74023859..20		74025191..18		74255528..42			
74022083..12		74023859..8		74025193..18		74255930..16			
74022084..12		74023877..11		74025194..18		74339532..8			
74022085..12		74023887..11		74025238..11		74354571..24			
74022086..12		74023889..11		74025258..11		74359808..22			
74022087..12		74023903..26		74025259..11		74362338..10			
74022088..13		74023913..16		74025343..20		74371718..32			
74022095..12		74023921..16		74025385..34		74371929..27			
74022096..12		74023970..14		74025385..35		74376497..16			

LATE ADDITIONS

70242095...41D	74008129...42A	74035556...25A
70919317...41F	74008130...22	74035849...44A
70928202...41F	74008164...12	74036545...41D
73026368...40A	74008166...12	74036923...24B
73044206...40A	74008196...41D	74039988...41E
73055163...40A	74008198...41D	74039991...41E
73070823...165A	74008219...24B	74053422...41E
73074457...165A	74008354...17	74056300...41E
73074462...165A	74008472...30D	74059984...41F
73074969...165A	74008473...30B	74059987...41E
73075118...165A	74008567...24C	74059990...41E
73077852...145	74008752...32A	74059992...41F
73131968...154A	74008788...44A	74059993...41F
73139717...154B	74008790...44A	74059997...41E
73139920...129	74008795...16B	74059998...41F
73140948...118	74008828...24C	74060701...41E
73140951...40A	74008905...24C	74060726...41E
73140952...40A	74009035...34A	74060935...41E
73140953...40A	74009040...34A	74060936...41E
73141093...45	74009060...34B	74060939...41E
73141096...45	74009061...34B	74060940...41E
73141097...45	74009062...34B	74060946...41F
73141098...46	74009063...34B	74060948...41F
73141141...134	74009064...34B	74060949...41F
73141998...9	74009065...34B	74061932...13
73141999...44A	74009092...34A	74061933...13
73142103...44A	74009128...34A	74061934...13
73142204...41D	74009171...41D	74062084...41F
73143368...41D	74009186...17	74062086...41F
73143624...154A	74009199...34A	74062165...13
73144143...134	74009236...34B	74062321...44A
73147562...165A	74009255...16B	74062661...41E
73147609...165A	74009265...145	74062664...35A
73147617...165A	74009410...30C	74062665...35A
74006577...25	74009438...16B	74062666...35A
74007177...24B	74009542...16B	74062667...35A
74007230...19	74009543...16B	74062761...35A
74007430...26B	74020145...16B	74062805...35A
74007432...41D	74021600...40A	74062806...35A
74007627...30C	74021906...42A	74062807...35A
74007630...24C	74023461...24B	74062809...35A
74007631...24C	74023556...30D	74063231...31
74007634...24C	74023602...32A	74063244...35A
74007652...26A	74023721...30C	74063245...35A
74007688...145	74023934...11	74063266...35A
74007694...12	74023965...12	74063270...35A
74007698...12	74024181...11	74063329...35A
74007748...12	74024479...44A	74137561...165A
74007750...12	74024746...26B	74339532...41D
74007751...12	74025957...40A	74516760...26B
74007766...12	74027742...41D	
74007790...16A	74027975...41D	
74007839...44A	74028076...32A	
74007991...24C	74028190...41D	
74008057...24B	74028781...32A	
74008064...30C	74035534...22	

