

Parts Manual No. 30 Model 55A I Tractor Shovel

<u>Grid</u>	<u>Description</u>	<u>Illustration No.</u>	<u>Write Up</u>
1A1	Index-Model 55A 1	None	Yes
1A5		TP1153	No
1A6	Engine Controls (Perkins 270D)	None	Yes
1A7		TP1153	No
1A8	Engine Controls (Ford 4D)	None	Yes
1A9		TP1154	No
1A10	Engine Controls (Leyland EN 250)	None	Yes
1A11		None	None
1A12	Air Cleaner - Exhaust System	None	Yes
1A13		TP1201	No
1A14	Air Cleaner - Exhaust System	None	Yes
1B1		TS1501	No
1B2	Axle Assembly-Front Drive	None	Yes
1B3		TS1499	No
1B4	Rear Drive Steer Axle Assembly	None	Yes
1B5	Rear Drive Steer Axle Assembly	TS2032	No
1B6	Rear Drive Steer Axle Assembly	None	Yes
1B7		TS-1841	no
1B8	Differential & Carrier Assembly-Front Drive	None	Yes
1B9		TS1502	No
1B10	Differential & Carrier Assembly-Rear Drive Steer	None	Yes
1B11	Planet Spider Assembly	TS1823	Yes
1B12	Tie-Rod Assembly	TS1895	Yes
1B13	Boom & Guide Bar Assembly	TS1293	Yes
1B14	Brake Assembly (Front Axle)	TS1743	Yes
1C1	Brake Assembly-Rear	TS2060	Yes
1C2	Brake Controls & Floorboards	TS1787	Yes
1C3	Brake Lines-Four Wheel Brakes	TS2063	Yes
1C4	Brake System	TS1793	Yes
1C5	Parking Brake Assembly	TS1782	Yes
1C6	Parking Brake Controls	TS1298	Yes
1C7	Bucket and Carrier Assembly	TS1491	Yes
1C8	Bucket Indicator	TS1840	Yes
1C9		TP1147	No
1C10	Cab Assembly (Side Entry)	None	Yes
1C11		TS1566	No
1C12	Torque Converter Assembly	None	Yes
1C13	Pressure Regulator Valve Assembly	TS1534	Yes
1C14	Boom Cylinder Assembly	TS1813	Yes
1D1	Bucket Cylinder Assembly	TS1833	Yes
1D2	Steering Cylinder Assembly	TS1498	Yes
1D3	Engine Assembly	None	Yes
1D4	Engine Support Parts	None	Yes
1D5	Engine Support Parts	None	Yes
1D6		TP1198	No
1D7	Frame Assembly	None	Yes
1D8		TP1148	No
1D9	Fuel Lines (Ford 4D)	None	Yes
1D10		TP1149	No



<u>Grid</u>	<u>Description</u>	<u>Illustration No.</u>	<u>Write Up</u>
1D11	Fuel Lines (Leyland EN 250)	None	Yes
1D12		TP1342	No
1D13	Fuel Lines (Perkins 270D)	None	Yes
1D14	Fuel Tank and Mountings	TS1795	Yes
1E1		TS1531	No
1E2	Grille, Counterweight & Body Panel Assembly	None	Yes
1E3	Hydraulic Oil Reservoir and Parts	TS1797	Yes
1E4		TP1151	No
1E5	Hydraulic System-Bucket and Boom	None	Yes
1E6		TP1151	No
1E7	Hydraulic System - Bucket and Boom	None	Yes
1E8		TP1152	No
1E9	Hydraulic System-Steering	None	Yes
1E10	Instrument Panel	TP1199	Yes
1E11	Instrument Panel (Continued)	None	Yes
1E12		TP1344	No
1E13	Instrument Panel (Perkins 270D)	None	Yes
1E14	Propeller Shaft Assembly	TS1138	Yes
1F1	Hydraulic Pump-Bucket And Boom	TS1597	Yes
1F2	Hydraulic Pump-Bucket and Boom	TP1287	Yes
1F3	Hydraulic Pump-Steering Booster	TP1053	Yes
1F4	Radiator and Parts (Ford Engine 4D)	TP1202	Yes
1F5	Radiator and Parts (Perkins Engine 270D)	TP1203	Yes
1F6	Radiator and Parts (Leyland Engine 250)	TP1203	Yes
1F7	Seat and Support	TS1495	Yes
1F8		TS1912	No
1F9	Steering Gear Assembly	None	Yes
1F10	Steering Drag Link Assembly	TS1514	Yes
1F11		TS1889	No
1F12		TS1889	No
1F13	Transmission Assembly	None	Yes
1F14	Transmission Assembly (Continued)	None	Yes
1G1	Transmission Assembly (Continued)	None	Yes
1G2	Control Valve & Cover	None	No
1G3	Transmission Control Cover Assembly	None	Yes
1G4	Transmission Control Levers and Linkage	TS1521	Yes
1G5	Gear Shift Levers and Linkage	TS1796	Yes
1G6		TP1150	No
1G7	Hydraulic System, Transmission & Torque Converter (Perkins 270D)	None	Yes
1G8	Hydraulic System, Transmission & Torque Converter	None	Yes
1G9	Hydraulic System, Transmission & Torque Converter	None	Yes
1G10	Control Valve	TS14-P	No
1G11	Control Valve Assembly	None	Yes
1G12	Valve Control Levers and Linkage	TS1794	Yes
1G13	Pressure Relief Valve	TP1103	Yes
1G14	Wheel and Tyre Data	TS1890	Yes
2A5	Battery, Holder, Wiring and Parts	None	Yes
2A6	Battery, Holder, Wiring and Parts	None	Yes
2A7	Lights and Mountings - Tools	None	Yes



INDEX – MODEL 55A I

A

Accelerator Pedal & Linkage 1A5
 Air Cleaner Assy & Exhaust System 1A11
 Axle Group
 Axle Assy – Front 1B1
 Axle Assy – Rear 1B3
 Differential & Carrier – Front 1B7
 Differential & Carrier – Rear 1B9
 Planet Carrier 1B11
 Tie Rod Assy 1B12

B

Boom 1B13
 Brake Group
 Brake Assy – Front 1B14
 Brake Assy – Rear 1C1
 Brake Controls 1C2
 Brake Lines 1C3
 Brake System 1C4
 Brake – Parking 1C5
 Bucket 1C7

C

Cab 1C9
 Converter Assy 1C11
 Converter Pressure Regulator 1C13
 Cylinder Group
 Boom Cylinder 1C14
 Bucket Cylinder 1D1
 Cylinder – Steering 1D2

E

Engine Assy 1D3

F

Frame 1D6
 Fuel System 1D8

G

Grille & Counterweight 1E1

H

Hydraulic Group
 Reservoir 1E3
 Hydraulic System – Boom & Bucket 1E4
 Hydraulic System – Steering 1E8

I

Instrument Panel 1E10

P

Propshaft 1E14
 Pump Group
 Pump – Boom & Bucket 1F1
 Pump – Steering Booster 1F3

R

Radiator 1F4

S

Seat 1F7
 Steering Gear Assy 1F8
 Steering Drag Link 1F10

T

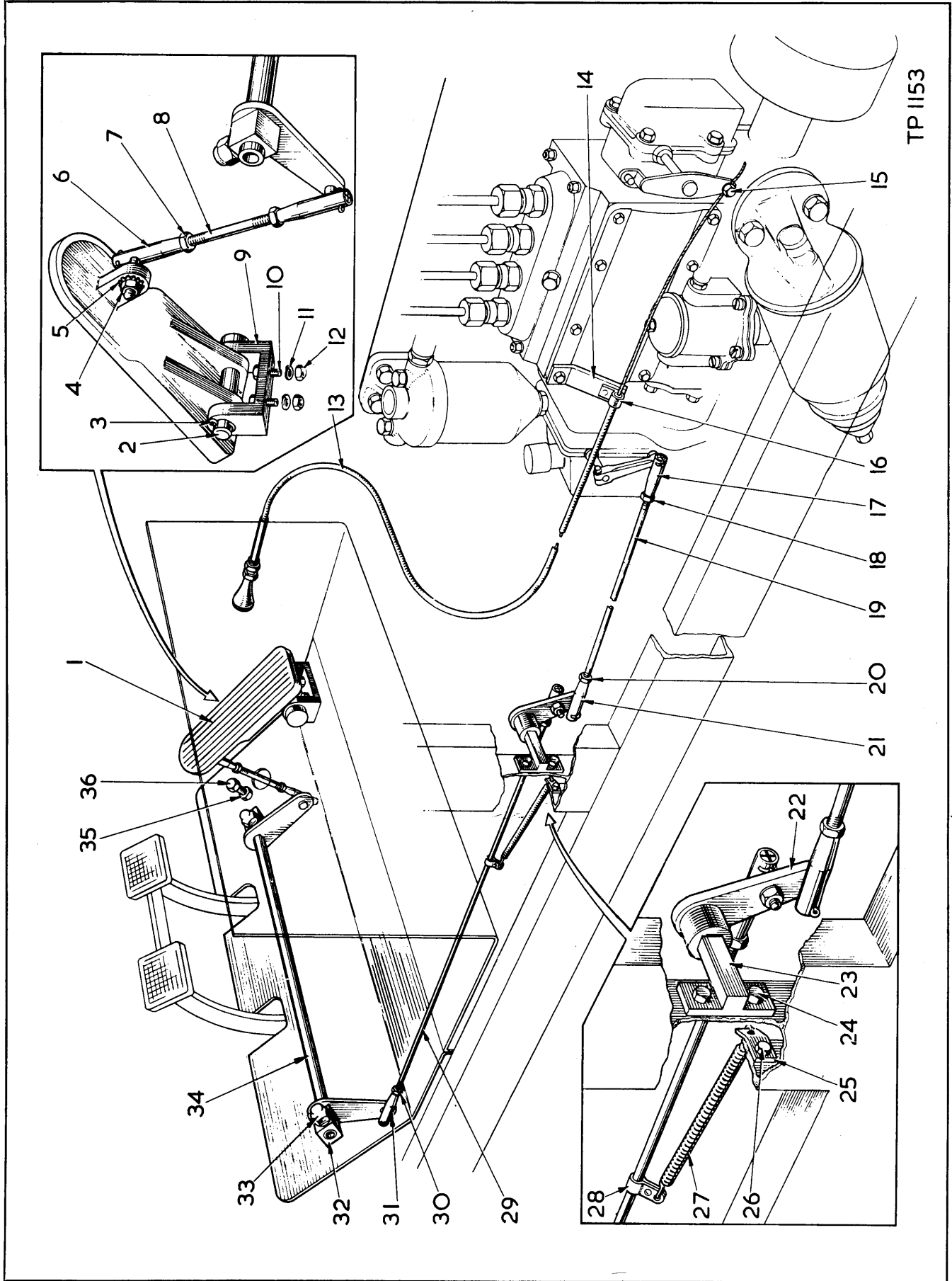
Transmission Assy 1F11
 Transmission Controls 1G1
 Transmission Hydraulic System 1G5

V

Valve Group
 Main Hydraulic Control Valve 1G7
 Control Valve Levers 1G11
 Relief Valve – Steering 1G12

W

Wiring, Electrical & Battery 1G14
 Wheel & Tire 2A5



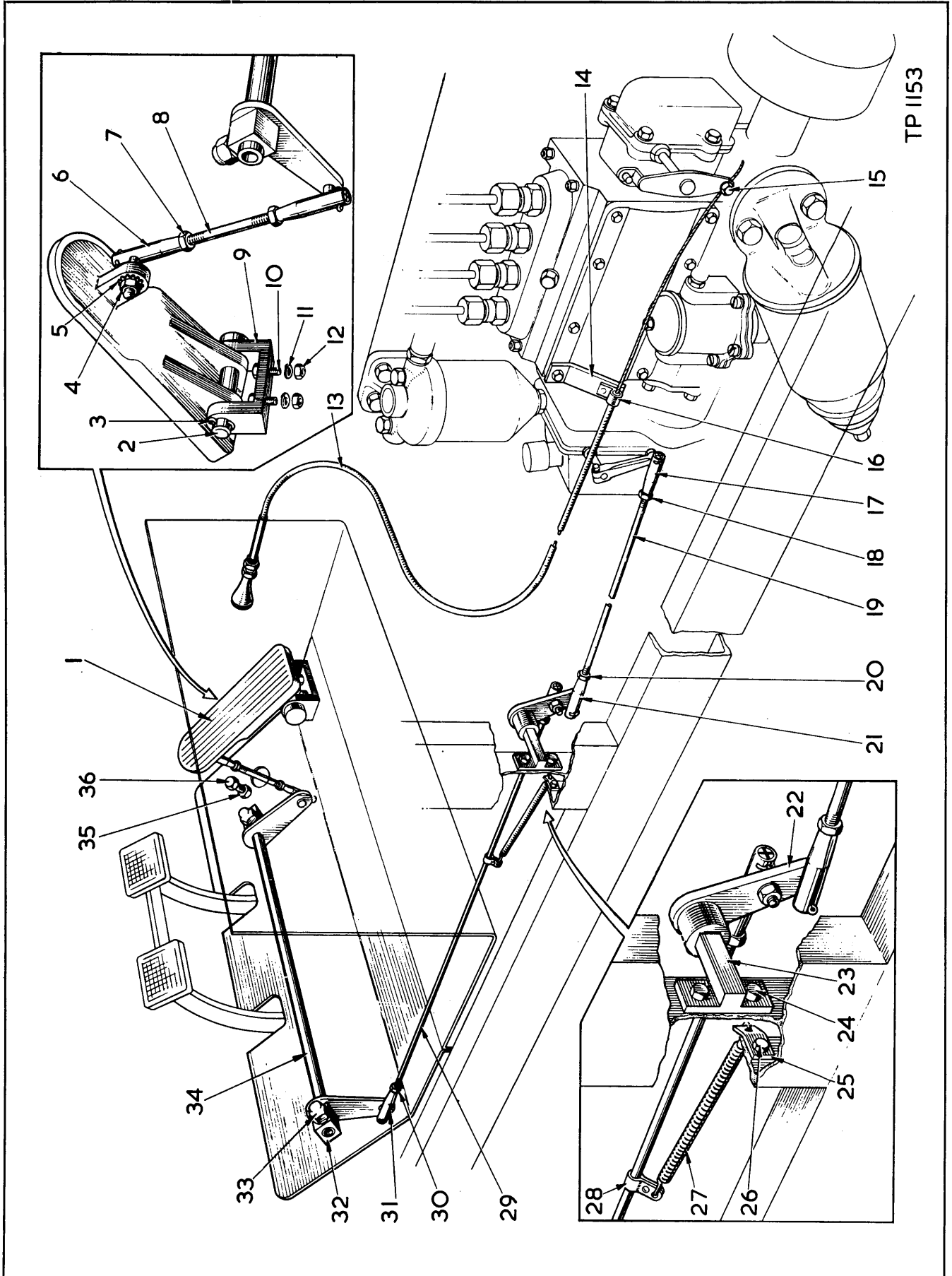
WHEN ORDERING PARTS, ALWAYS STATE MODEL AND SERIAL NO. OF MACHINE

ENGINE CONTROLS (PERKINS 270D)

Item No.	Part No.	Description	No. Req'd.	Item No.	Part No.	Description	No. Req'd.
1	AW200526	Pedal, Accelerator	1	22A	AW200064	†Oilite Bush.....	2
1A	AW200064	†Oilite Bush, Accelerator Pedal	2	22B	AW2/107	†Washer, Relay Lever	1
2	AW200068	Pivot Pin, Pedal	1	22C	AW5/58	†Split Pin, Relay Lever	1
3	AW5/58	Split Pin, Pedal Pivot Pin.....	1	23	AW200238	Pivot, Relay Lever	1
4	AW6/66	Nut, Ball Joint.....	2	24	AW55/305	Bolt	2
5	AW4/5	Lockwasher, Ball Joint	2	24A	AW4/5	†Lockwasher	2
6	AW65/2	Ball Joint, Control Rod	2	24B	AW6/66	†Nut.....	2
7	AW8/66	Locknut, Ball Joint to Rod	2	25	AW201879	Bracket, Return Spring	1
8	AW200069	Control Rod, Pedal to Relay	1	26	UFB105/9R	Bolt, Bracket to Frame	1
9	AW200065	Bracket, Pedal Pivot	1	26A	AW4/5	†Lockwasher	1
10	AW54/304	Bolt, Bracket to Floorboard	2	26B	UFN105/A	†Nut.....	1
11	AW36/4	Lockwasher, Bracket Bolt	2	27	M551644	Spring, Control Rod Return.....	1
12	AW6/65	Nut, Bracket Bolt	2	28	AW200196	Clip, Return Spring	1
13	AW201742	Cable, Stop Control	1	28A	AW22/5	†Screw, Clip	1
14	AW206238	Guide, Stop Control	1	28B	AW4/3	†Lockwasher	1
15		Solderless Nipple	1	28C	AW23/3	†Nut.....	1
16	AW207293	Clip, Stop Cable	1	29	AW201871	Control Rod, Cross Shaft to Relay	1
16A	AW22/6	†Screw	1	30	AW8/65	Locknut	2
16B	AW4/3	†Lockwasher	1	31	AW65/1	Ball Joint	2
16C	AW23/3	†Nut	1	31A	AW4/4	†Lockwasher	2
17	AW65/1	Ball Joint	1	31B	AW6/65	†Nut.....	2
17A	AW4/4	†Lockwasher, Ball Joint	1	32	AW200074	Bearing Block (including 32A)	2
17B	AW6/65	†Nut, Ball Joint.....	1	32A	AW200076	†Oilite Bush.....	2
18	AW8/65	Locknut, Ball Joint to Rod	1	33	AW25/95	Nut, Bearing Block.....	2
19	AW201872	Control Rod, Relay to Engine ..	1	34	AW201869	Relay Shaft Assembly	1
20	AW8/65	Locknut, Ball Joint to Rod	1	34A	AW2/112	†Washer, Plain — Relay Shaft	2
21	1301-360	Ball Joint	1	35	AW6/66	Nut, Pedal Stop	1
21A	AW4/4	†Lockwasher	1	36	AW13/309	Bolt, Pedal Stop	1
21B	AW6/65	†Nut	1				
22	AW200240	Relay Lever (including Item 22A)	1				

† — Not Illustrated

WHEN ORDERING PARTS, ALWAYS STATE MODEL AND SERIAL NO. OF MACHINE

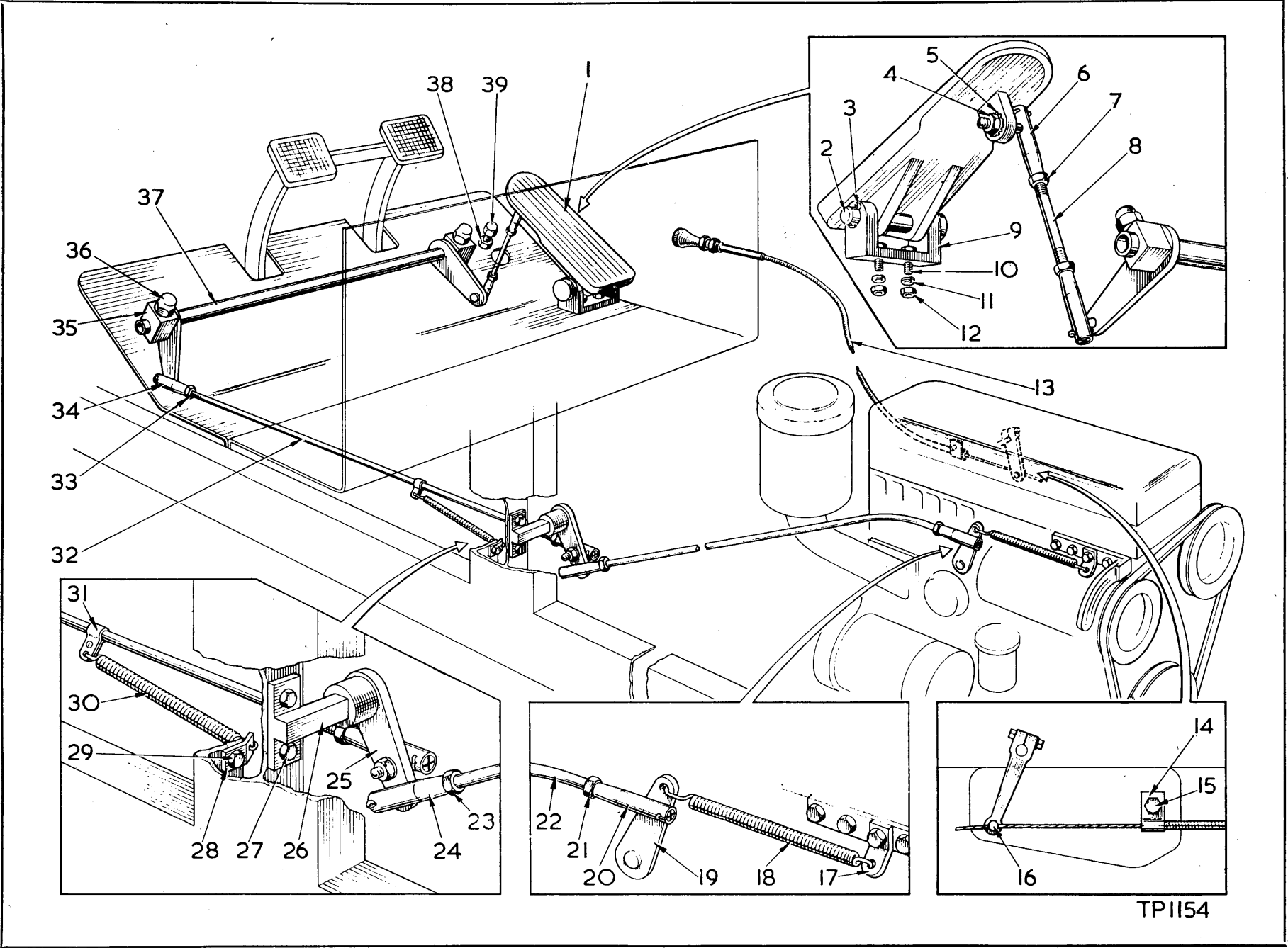


ENGINE CONTROLS (FORD 4D)

Item No.	Part No.	Description	No. Req'd.	Item No.	Part No.	Description	No. Req'd.
1	AW200526	Pedal, Accelerator	1	22	AW200240	Relay Lever (including Item 22A)	1
1A	AW200064	†Oilite Bush, Accelerator Pedal..	2	22A	AW200064	†Oilite Bush.....	2
2	AW200068	Pivot Pin, Pedal.....	1	22B	AW2/107	†Washer, Relay Lever	1
3	AW5/58	Split Pin, Pedal Pivot Pin.....	1	22C	AW5/58	†Split Pin, Relay Lever	1
4	AW6/66	Nut, Ball Joint.....	2	23	AW200238	Pivot, Relay Lever	1
5	AW4/5	Lockwasher, Ball Joint.....	2	24	AW55/305	Bolt	2
6	AW65/2	Ball Joint, Control Rod	2	24A	AW4/5	†Lockwasher	2
7	AW8/66	Locknut, Ball Joint to Rod	2	24B	AW6/66	†Nut	2
8	AW200069	Control Rod, Pedal to Relay	1	25	AW201879	Bracket, Return Spring	1
9	AW200065	Bracket, Pedal Pivot.....	1	26	UFB105/9R	Bolt, Bracket to Frame	1
10	AW54/304	Bolt, Bracket to Floorboard	2	26A	AW4/5	†Lockwasher	1
11	AW36/4	Lockwasher, Bracket Bolt.....	2	26B	UFN105/A	†Nut	1
12	AW6/65	Nut, Bracket Bolt.....	2	27	M551644	Spring, Control Rod Return.....	1
13	AW200094	Cable, Stop Control.....	1	28	AW200196	Clip, Return Spring	1
14	AW201904	Bracket, Cable Clip	1	28A	AW22/5	†Screw, Clip	1
15	AW200095	Adaptor, Stop Cable	1	28B	AW4/3	†Lockwasher	1
15A	AW2/6	†Washer.....	2	28C	AW23/3	†Nut	1
15B	UFN104/A	†Nut	1	29	AW201902	Control Rod, Cross Shaft to Relay.....	1
16	AW207293	Clip, Stop Cable.....	1	30	AW8/65	Locknut	2
16A	AW22/6	†Screw	1	31	AW65/1	Ball Joint	2
16B	AW4/3	†Lockwasher	1	31A	AW4/4	†Lockwasher	2
16C	AW23/3	†Nut	1	31B	AW6/65	†Nut	2
17	AW65/1	Ball Joint	1	32	AW200074	Bearing Block (including 32A) ..	2
17A	AW4/4	†Lockwasher, Ball Joint.....	1	32A	AW200076	†Oilite Bush.....	2
17B	AW6/65	†Nut, Ball Joint.....	1	33	AW25/95	Nut, Bearing Block.....	2
18	AW8/65	Locknut, Ball Joint to Rod	1	34	AW200070	Relay Shaft Assembly.....	1
19	AW201903	Control Rod, Relay to Engine ..	1	34A	AW4/35	†Washer, Thackeray — Relay Shaft	1
20	AW8/65	Locknut, Ball Joint to Rod	1	35	AW6/66	Nut, Pedal Stop	1
21	AW6/51	Ball Joint	1	36	AW13/313	Bolt, Pedal Stop	1
21A	AW4/4	†Lockwasher	1				
21B	AW6/65	†Nut	1				

† — Not Illustrated

WHEN ORDERING PARTS, ALWAYS STATE MODEL AND SERIAL NO. OF MACHINE



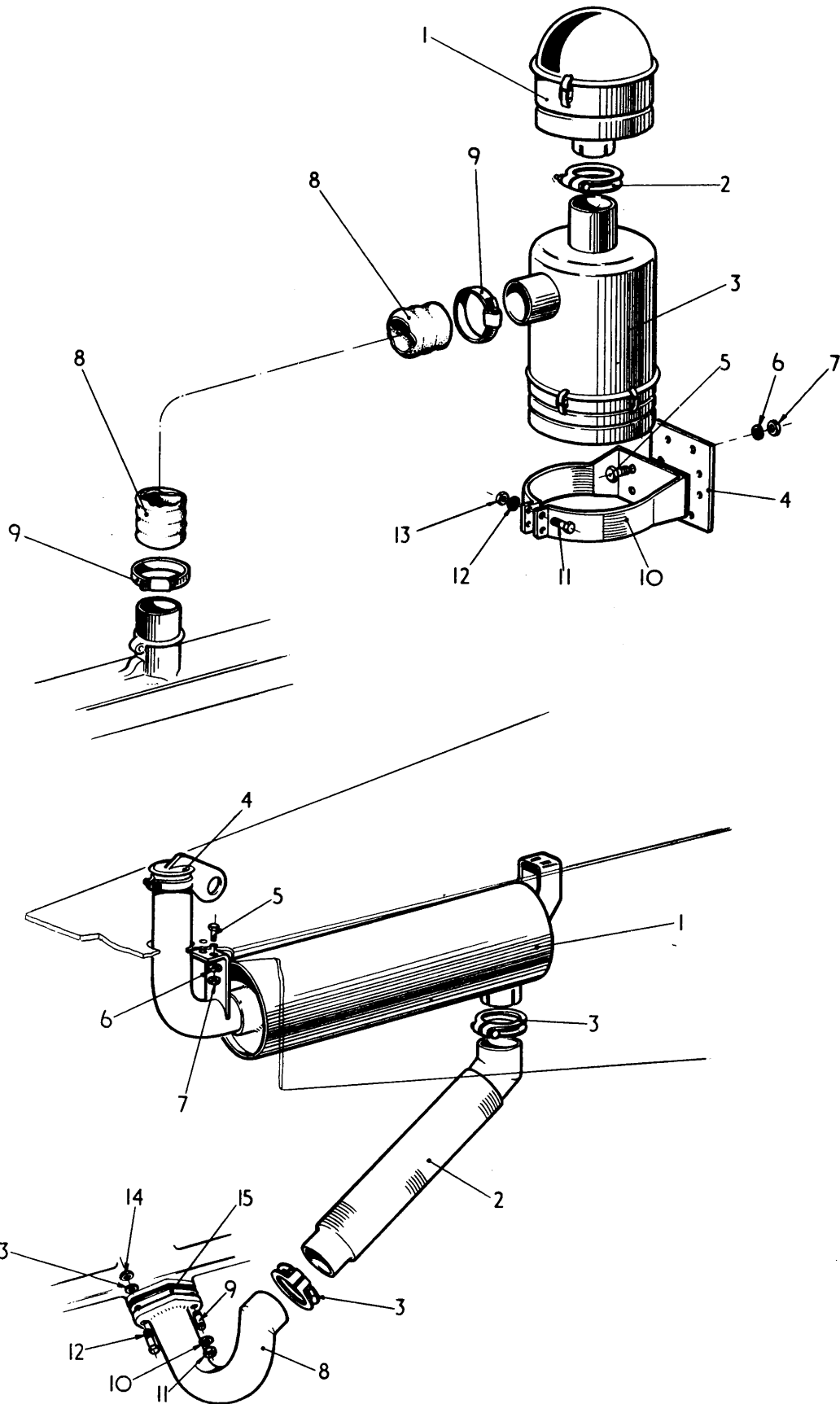
TP1154


ENGINE CONTROLS (LEYLAND EN 250)

Item No.	Part No.	Description	No. Req'd.	Item No.	Part No.	Description	No. Req'd.
1	AW200526	Pedal, Accelerator	1	24B	AW6/65	†Nut, Ball Joint.....	1
1A	AW200064	†Oilite Bush, Accelerator Pedal	2	25	AW200240	Relay Lever (including Item 25A)	1
2	AW200068	Pivot Pin, Pedal	1	25A	AW200064	†Oilite Bush.....	2
3	AW5/58	Split Pin	1	25B	AW2/107	†Washer, Relay Lever	1
4	AW6/66	Nut, Ball Joint.....	2	25C	AW5/58	†Split Pin, Relay Lever	1
5	AW4/5	Lockwasher, Ball Joint.....	2	26	AW200238	Pivot, Relay Lever	1
6	AW65/2	Ball Joint, Control Rod	2	27	AW55/305	Bolt	2
7	AW8/66	Locknut, Ball Joint to Rod	2	27A	AW4/5	†Lockwasher	2
8	AW200069	Control Rod, Pedal to Relay	1	27B	AW6/66	†Nut	2
9	AW200065	Bracket, Pedal Pivot	1	28	AW201879	Bracket, Return Spring	1
10	AW54/304	Bolt, Bracket to Floorboard	2	29	UFB105/9R	Bolt, Bracket to Frame	1
11	AW36/4	Lockwasher, Bracket Bolt.....	2	29A	AW4/5	†Lockwasher	1
12	AW6/65	Nut, Bracket Bolt.....	2	29B	UFN105/A	†Nut	1
13	AW201911	Cable, Stop Control.....	1	30	M551644	Spring, Control Rod Return.....	1
14	AW207293	Clip, Cable.....	1	31	AW200196	Clip, Return Spring	1
15	AW22/4	Screw, Cable Clip.....	1	31A	AW22/5	†Screw, Clip	1
15A	AW4/3	†Lockwasher	1	31B	AW4/3	†Lockwasher	1
15B	AW23/3	†Nut	1	31C	AW23/3	†Nut	1
16	AW200095	Adaptor, Stop Cable	1	32	AW201902	Control Rod, Cross Shaft to Relay.....	1
16A	AW2/6	†Washer.....	2	33	AW8/65	Locknut, Ball Joint to Rod	2
16B	UFN104/A	†Nut	1	34	AW65/1	Ball Joint	2
17		Clip (see Engine Spares List).....		34A	AW4/4	†Lockwasher	2
18		Spring (see Engine Spares List).....		34B	AW6/65	†Nut	2
19		Lever, Control (see Engine Spares List).....		35	AW200074	Bearing Block (including 35A).....	2
20	AW65/1	Ball Joint	1	35A	AW200076	†Oilite Bush.....	2
20A	AW4/4	†Lockwasher, Ball Joint	1	36	AW25/95	Nut, Bearing Block.....	2
20B	AW6/65	†Nut, Ball Joint.....	1	37	AW200070	Relay Shaft Assembly.....	1
21	AW8/65	Locknut, Ball Joint to Rod	1	37A	AW4/35	†Washer, Thackeray — Relay Shaft	1
22	AW201912	Control Rod	1	38	AW6/66	Nut, Pedal Stop	1
23	AW8/65	Locknut, Ball Joint to Rod	1	39	18C-540	Bolt, Pedal Stop	1
24	AW65/1	Ball Joint	1				
24A	AW4/4	†Lockwasher, Ball Joint.....	1				

† — Not Illustrated

WHEN ORDERING PARTS, ALWAYS STATE MODEL AND SERIAL NO. OF MACHINE





**AIR CLEANER
(FORD ENGINE 4D)**

Item No.	Part No.	Description	No. Req'd.
1	AW201817	Pre-cleaner.....	1
2	AW202413	'C' Clip and Bolt	1
3	AW201816	Air Cleaner	1
4	AW201815	Mounting Plate	1
5	UFS105/6R	Bolt, Mounting Plate	8
6	AW4/5	Lockwasher, Mounting Plate	8
7	UFN105/A	Nut, Mounting Plate	8
8	AW201847	Hose, Filter to Manifold	1
9	AW53/12	Clip, Hose	2
10	AW201818	Mounting Bracket, Air Cleaner..	1
11	UFB105/9R	Bolt, Bracket to Air Cleaner.....	2
12	AW4/5	Washer, Bracket to Air Cleaner	2
13	UFN105/A	Nut, Bracket to Air Cleaner	2

* — Ford Parts

**EXHAUST SYSTEM
(FORD ENGINE 4D)**

Item No.	Part No.	Description	No. Req'd.
1	AW202454	Silencer, Exhaust	1
2	AW202438	Tube, Flexible	1
3	AW200179	'C' Clip and Bolt	2
4	AW202455	Cap, Rain (including Bolt)	1
5	AW14/301	Bolt, Silencer to Hood.....	4
6	AW4/6	Lockwasher	4
7	AW6/67	Nut	4
8	AW202441	Flange and Elbow Assembly.....	1
9	88412S	*Stud, Exhaust Manifold	1
10	AW4/6	Washer, Stud	1
11	33828S	*Nut, Stud	1
12	20488S	*Bolt, Exhaust Manifold—Flange	2
13	AW4/6	Washer, Flange Bolt.....	2
14	33799S	*Nut, Flange Bolt	2
15	EAI.DKN. 9450B	*Gasket, Exhaust Flange	1

**AIR CLEANER
(PERKINS ENGINE 270D)**

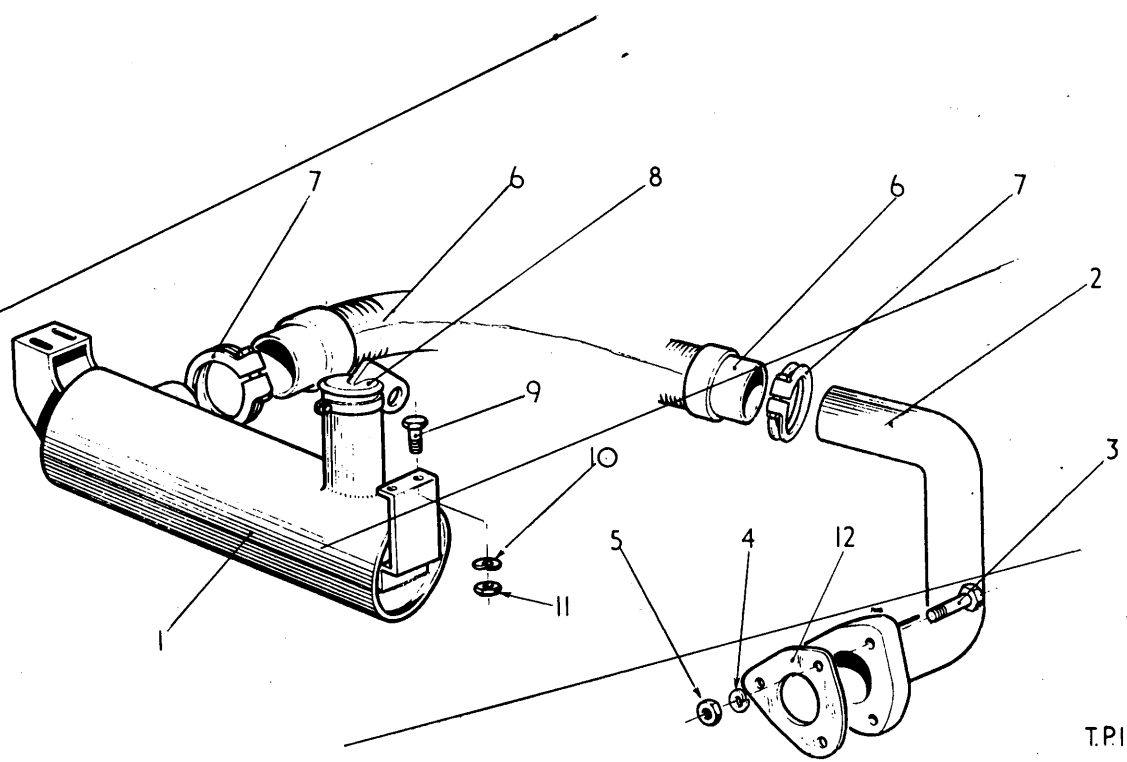
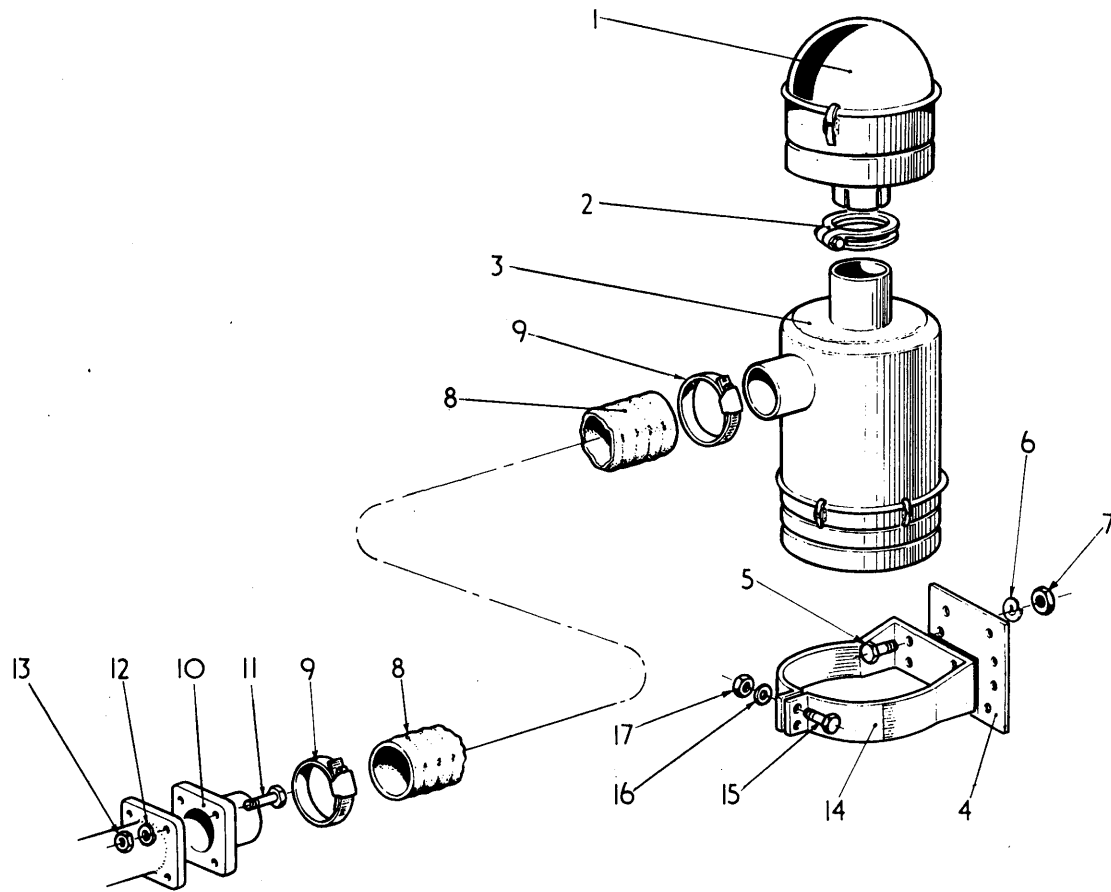
Item No.	Part No.	Description	No. Req'd.
1	AW201817	Pre-cleaner.....	1
2	AW202413	'C' Clip and Bolt	1
3	AW201816	Air Cleaner	1
4	AW201815	Mounting Plate	1
5	UFS105/6R	Bolt, Mounting Plate	8
6	AW4/5	Lockwasher, Mounting Plate	8
7	UFN105/A	Nut, Mounting Plate	8
8	AW201863	Hose, Filter to Manifold	1
9	AW53/13	Clip, Hose	2
10	AW201818	Mounting Bracket, Air Cleaner	1
11	UFB105/9R	Bolt, Bracket to Air Cleaner	2
12	AW4/5	Washer, Bracket to Air Cleaner	2
13	UFN105/A	Nut, Bracket to Air Cleaner	2

* — Perkins Parts

**EXHAUST SYSTEM
(PERKINS ENGINE 270D)**

Item No.	Part No.	Description	No. Req'd.
1	AW206095	Silencer, Exhaust	1
2	AW206096	Tube, Flexible	1
3	AW200179	'C' Clip and Bolt	2
4	AW202455	Cap, Rain (including Bolt)	1
5	UFB106/8R	Bolt, Silencer to Hood.....	4
6	AW4/6	Lockwasher	4
7	AW6/67	Nut	4
8		Omit	
9		*Stud, Exhaust Manifold	1
10		*Washer, Stud	1
11		*Nut, Stud	1
12		*Bolt, Exhaust Manifold—Flange	2
13		*Washer, Flange Bolt.....	2
14		*Nut, Flange Bolt	2
15		*Gasket, Exhaust Flange	1

WHEN ORDERING PARTS, ALWAYS STATE MODEL AND SERIAL NO. OF MACHINE



T.P.1201

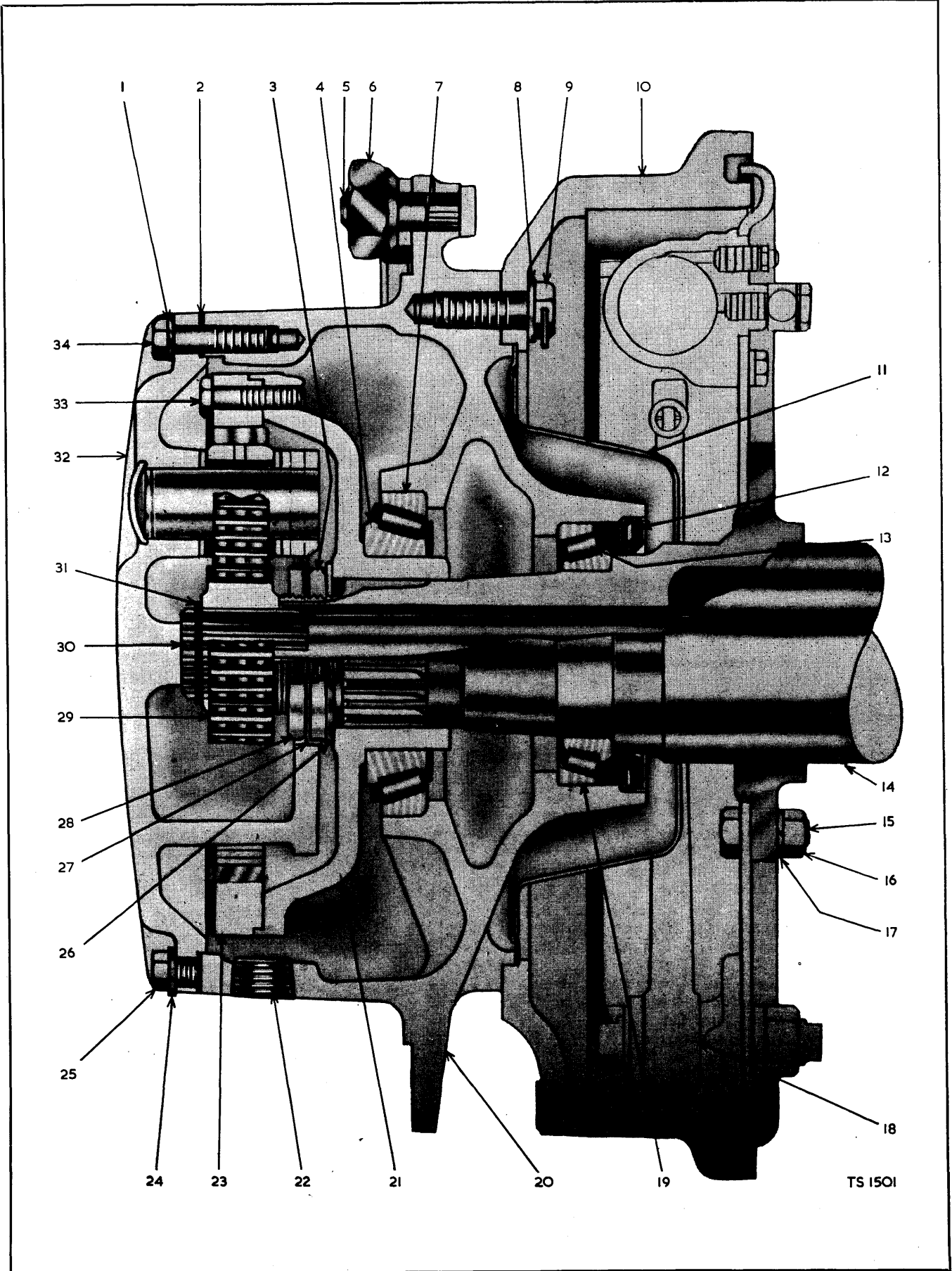
**AIR CLEANER
(LEYLAND ENGINE 250)**

Item No.	Part No.	Description	No. Req'd.
1	AW201817	Pre-cleaner.....	1
2	AW202413	'C' Clip and Bolt.....	1
3	AW201816	Air Cleaner	1
4	AW201815	Mounting Plate	1
5	UFS105/6R	Bolt, Air Cleaner Mounting.....	8
6	AW4/5	Lockwasher, Air Cleaner Mounting	8
7	UFN105/A	Nut, Air Cleaner Mounting.....	8
8	AW201814	Hose, Filter to Manifold.....	1
9	AW53/12	Clip, Hose.....	2
10	AW201811	Flange, Induction.....	1
11	UFB105/11R	Bolt, Flange to Engine.....	4
12	AW4/5	Lockwasher, Flange to Engine.....	4
13	UFN105/A	Nut, Flange to Engine.....	4
14	AW201818	Mounting Bracket, Air Cleaner.....	1
15	UFB105/9R	Bolt, Bracket to Air Cleaner.....	2
16	AW4/5	Washer, Bracket to Air Cleaner.....	2
17	UFN105/A	Nut, Bracket to Air Cleaner.....	2

**EXHAUST SYSTEM
(LEYLAND ENGINE 250)**

Item No.	Part No.	Description	No. Req'd.
1		Silencer Exhaust	
	AW202490	For M/c Serials OS163/1 thru OS163/116	1
	AW205004	For M/c Serials OS163/117 and thereafter.....	1
2		Flange and Pipe Assembly	
	AW202491	For M/c Serials OS163/1 thru OS163/116	1
	AW205005	For M/c Serials OS163/117 and thereafter.....	1
3	UFB106/16R	Bolt, Flange to Engine.....	3
4	AW4/6	Lockwasher, Flange to Engine.....	3
5	AW6/67	Nut, Flange to Engine.....	3
6		Tube, Flexible	
	AW202494	For M/c Serials OS163/1 thru OS163/116	1
	AW205007	For M/c Serials OS163/117 and thereafter.....	1
7	AW200179	'C' Clip and Bolt.....	2
8	AW202455	Cap, Rain.....	1
9	UFB106/8R	Bolt, Silencer to Hood.....	4
10	AW4/6	Lockwasher, Silencer to Hood.....	4
11	AW6/67	Nut, Silencer to Hood.....	4
12		Gasket, Flange to Manifold (see Engine Spares Manual).....	—

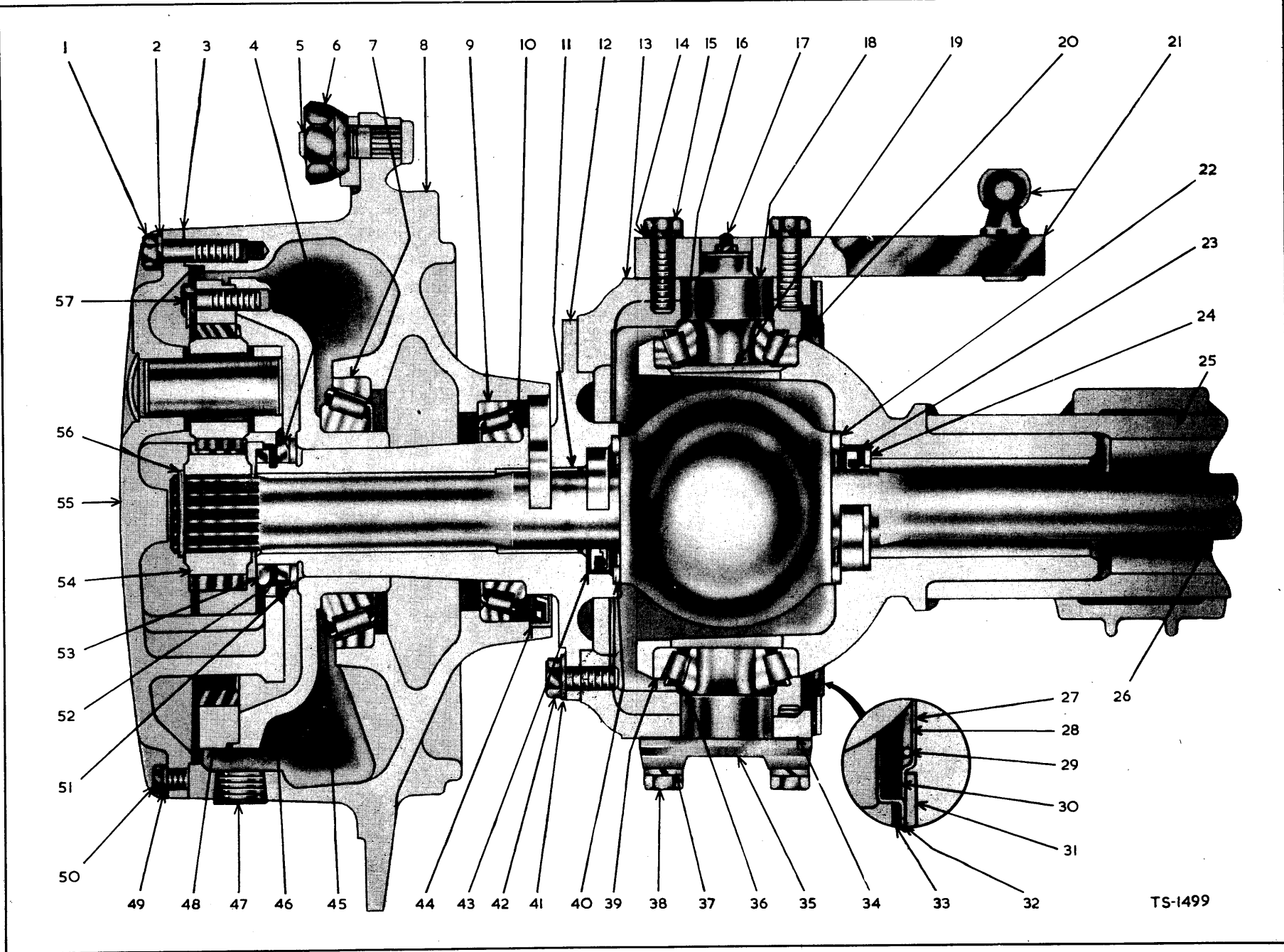
WHEN ORDERING PARTS, ALWAYS STATE MODEL AND SERIAL NO. OF MACHINE



AXLE ASSEMBLY—FRONT DRIVE

Item No.	Part No.	Description	No. Req'd.	Item No.	Part No.	Description	No. Req'd.
A	M130518	Axle Assembly (including Item B, I thru 37)	1	19	M742258	Cup, Hub Bearing Inner	2
B		†Differential and Carrier Assembly (see Index).....		20	M109639	Hub Assembly (including Items 5, 7, 19)	2
1	M108980	Lockwasher, Planet Spider.....	20	21	M106920	Hub, Internal Gear.....	2
2		Omit		22	M11F-12	Plug, Filler and Drain.....	4
3	M102313	Nut, Housing Tube	2	23	M106921	Gear, Internal	2
4	M658974	Cone, Hub Bearing Outer	2	24	M4E-07	Lockwasher, Planet Puller Hole	4
5	M109640	Stud, Wheel	20	25	M1C-707	Bolt, Planet Puller Hole	4
6	M109641	Nut, Wheel	20	26	M106572	Washer, Housing Tube Thrust	2
7	M658990	Cup, Hub Bearing Outer	2	27	M102314	Lock, Housing Tube Nut.....	2
8	M104412	Washer, Brake Drum	12	28	M102313	Nut, Housing Tube	2
9	M107256	Bolt, Brake Drum.....	12	29	M107390	Gear, Sun	2
10	M106254	Drum, Brake	2	30	M109642	Shaft, Axle.....	2
11	M101597	Oil Slinger	2	31	M224031	Ring, Sun Gear Snap	2
12	M107391	Seal, Inner Hub Oil	2	32		Planet Spider Assembly (see Index).....	
13	M742257	Cone, Hub Bearing Inner	2	33	M3C-726	Bolt, Internal Gear	20
14	M105449	Housing, Axle	1	34	M100638	Bolt, Planet Spider.....	20
15	M101092	Bolt, Brake Mounting	16	35	M107608	†Clip, Brake Inspection	2
16	M2D-08	Nut, Brake Mounting.....	16	36	M106656	†Breather, Axle Housing	1
17	M4E-08	Lockwasher, Brake Mounting.....	16	37	M550406	†Tee, Brake Line.....	1
18		Brake Assembly (see Index)					

† — Not Illustrated



TS-1499

PM 30

49

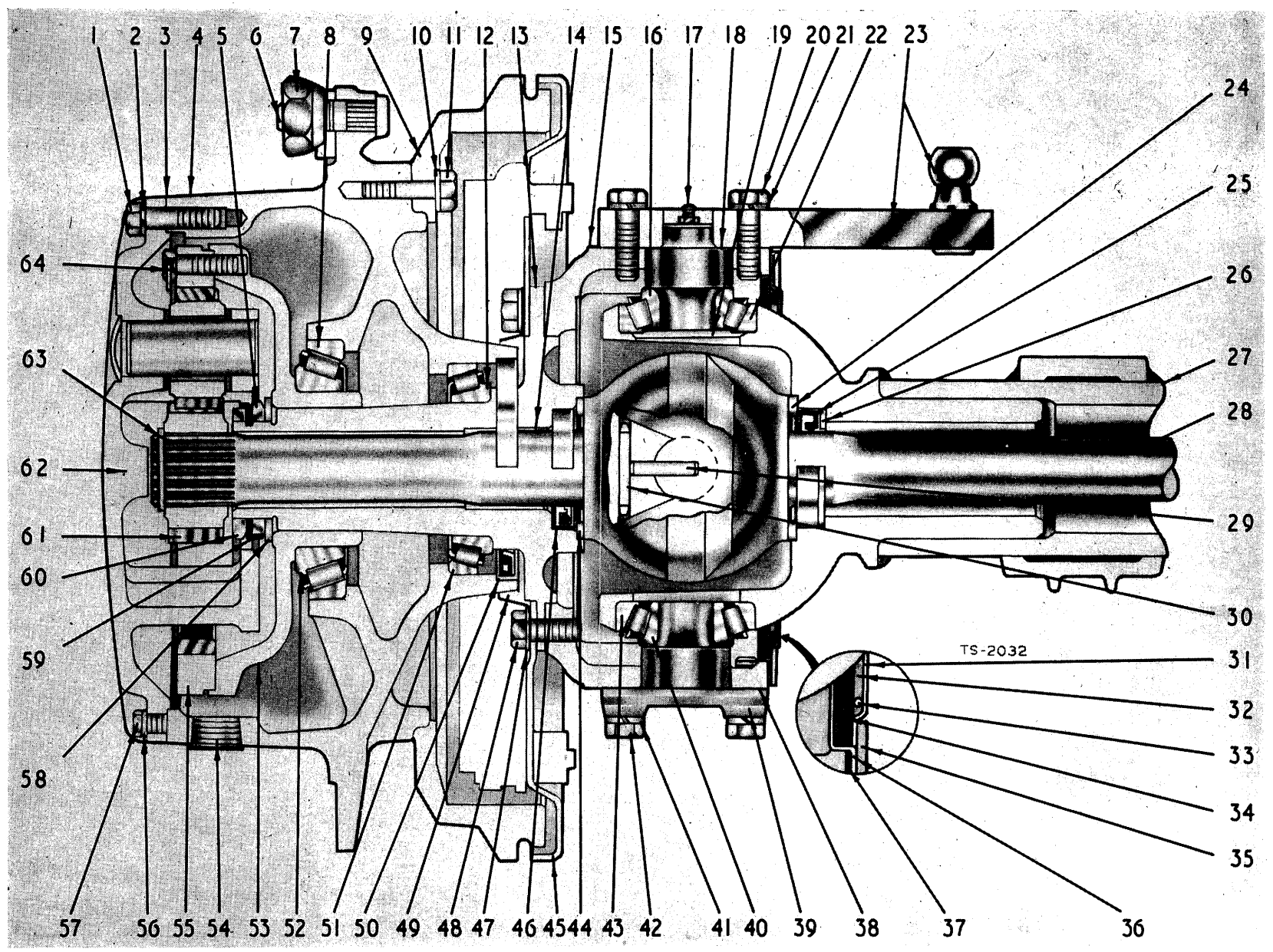
(1B3)

REAR DRIVE STEER AXLE ASSEMBLY

Item No.	Part No.	Description	No. Req'd.	Item No.	Part No.	Description	No. Req'd.
A	M130519	Axle Assembly (including Items B, C, I thru 57)	1	25D	M4E-07	†Lockwasher, Axle Housing Stop Boss	2
B		†Differential and Carrier Assembly (see Index)		26	M109649	Shaft, Axle	2
C		†Tie Rod Assembly (see Index)		27	M109665	Retainer, Outer End Dust Seal	2
1	M100638	Bolt, Planet Spider to Hub	20	28	M109663	Seal, Outer End Dust	2
2	M108980	Lockwasher, Planet Spider to Hub	20	29	M109664	Spring, Outer End Dust Seal	2
3		Omit		30	M109662	Seal, Outer End Oil	2
4	M102313	Nut, Spindle—Inner	2	31	M109666	Ring, Outer End Seal Retaining	4
5	M109640	Stud, Wheel	20	32	M109660	Retainer, Outer End Oil Seal	2
6	M109641	Nut, Wheel	20	32A	M1C-612	†Bolt, Oil Seal Retainer	24
7	M658990	Cup, Outer Hub Bearing	2	32B	M4E-06	†Lockwasher, Oil Seal Retainer	24
8	M109645	Hub Assembly (including Items 7, 9)	2	33	M109661	Gasket, Oil Seal Retainer	2
9	M742258	Cup, Inner Hub Bearing	2	34	M109771	‡Shim, Trunnion—Thin	
10	M742257	Cone, Inner Hub Bearing	2	34A	M109772	‡Shim, Trunnion—Medium	
11	M109652	Bushing, Spindle	2	34B	M109773	‡Shim, Trunnion—Thick	
12	M110242	Spindle Assembly (including Item II)	2	35	M109667	Trunnion, Steering — Flange — Lower	2
13	M109774	Support, Spindle—R.H.	1	36	M713659	Cone, Trunnion Bearing	2
13A	M109775	†Support, Spindle—L.H.	1	37	M4E-08	Lockwasher, Trunnion Bolt	12
13B	M11F-12	†Plug, Spindle Support Filler	2	38	UCB108/12T	Bolt, Trunnion	12
14	M4E-08	Lockwasher, Steering Arm	4	39	M713660	Cup, Trunnion Bearing	2
15	UCB108/14T	Bolt, Steering Arm	4	40	M106129	Washer, Universal Joint Thrust	2
16	M713659	Cone, Trunnion Bearing	2	41	M106762	Washer, Spindle Bolt	40
17	M10H-25	Fitting, Trunnion Grease	2	42	M106539	Bolt, Spindle Attaching	20
18	M109668	Trunnion, Steering — Flange — Upper	1	43	M109659	Seal, Universal Joint Oil	2
18A	M109669	†Trunnion, Steering	1	44	M107391	Seal, Hub Oil	2
19	M109670	Retainer, Trunnion Oil	2	45	M658974	Cone, Outer Hub Bearing	2
20	M713660	Cup, Trunnion Bearing	2	46	M106920	Hub, Internal Gear	2
21	M109656	Arm, Steering	1	47	M11F-12	Plug, Hub Filler	2
22	M106129	Washer, Universal Joint Thrust	2	48	M106921	Gear, Internal	2
23	M109659	Seal, Universal Joint Oil	2	49	M4E-07	Lockwasher, Planet Puller Hole	4
24	M109658	Washer, Oil Seal	2	50	M1C-707	Bolt, Planet Puller Hole	4
25	M109653	Housing, Axle	1	51	M106572	Washer, Spindle Thrust	2
25A	M11F-12	†Plug, Housing Filler and Drain	2	52	M102314	Lock, Spindle Nut	2
25B	M106656	†Breather, Axle Housing	1	53	M102313	Nut, Spindle Outer	2
25C	M1C-712	†Bolt, Axle Housing Stop Boss	2	54	M107390	Gear, Sun	2
				55		Planet Spider Assembly (see Index)	
				56	M224104	Ring, Sun Gear Snap	2
				57	M3C-726	Bolt, Internal Gear to Hub	20

† — Not Illustrated
‡ — As Required

WHEN ORDERING PARTS, ALWAYS STATE MODEL AND SERIAL NO. OF MACHINE



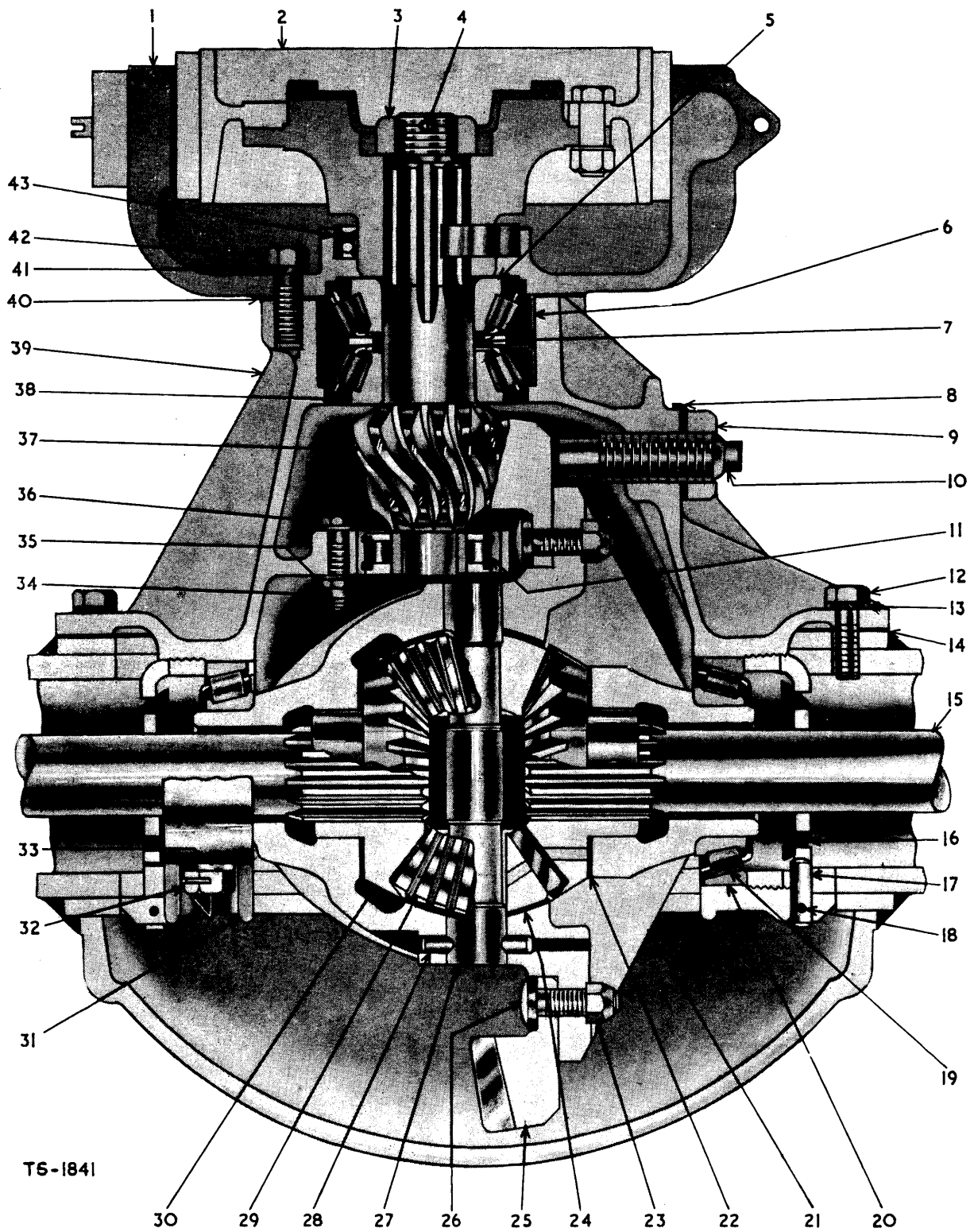
REAR DRIVE STEER AXLE ASSEMBLY

**REAR DRIVE STEER AXLE ASSEMBLY
MODEL 55A**

Item No.	Part No.	Description	No. Req'd.	Item No.	Part No.	Description	No. Req'd.
A	M130665	Axle Assembly (Including Items B, C, 1 thru 64).....	1	29	M944160	Pin, Centre Ball (2 $\frac{1}{16}$ " long).....	2
B	—————	†Differential and Carrier Assembly (see Page 45 of 55A Parts Manual No. 501)	—	30	M774728	Pin, Spiral (1 $\frac{1}{4}$ " long).....	2
C	—————	†Tie Rod Assembly (see Page 6)	—	31	M109665	Retainer, Outer End Dust Seal	2
1	M100638	Bolt, Planet Spider to Hub	20	32	M109663	Seal, Outer End Dust.....	2
2	M108980	Washer, Planet Spider to Hub.....	20	33	M109664	Spring, Outer End Dust Seal	2
3	—————	Omit	—	34	M109662	Seal, Outer End Oil	2
4	M110240	Hub Assembly (Including Items 8, 51).....	2	35	M109666	Ring, Outer End Seal Retaining	4
5	M102313	Nut, Spindle—Inner	2	36	M109660	Retainer, Outer End Oil Seal	2
6	M109640	Stud, Wheel	20	36A	MIC-612	†Bolt, Oil Seal Retainer.....	24
7	M109641	Nut, Wheel	20	36B	M4E-06	†Lockwasher, Oil Seal Retainer	4
8	M658990	Cup, Outer Hub Bearing	2	37	M109661	Gasket, Oil Seal Retainer	2
9	M106815	Drum, Brake	2	38	M109771	†Shim, Trunnion—Thin	—
9A	M100320	†Clip, Inspection Hole	2	38A	M109772	†Shim, Trunnion—Medium	—
10	M104412	Washer, Brake Drum	12	38B	M109773	†Shim, Trunnion—Thick	—
11	M107256	Bolt, Brake Drum	12	39	M109667	Trunnion, Steering—Flange—Lower	2
12	M742257	Cone, Inner Hub Bearing	2	40	M713659	Cone, Trunnion Bearing	2
13	M110242	Spindle Assembly (Including Item 14)	2	41	M4E-08	Lockwasher, Trunnion Bolt	12
14	M109652	Bushing, Spindle	2	42	M17-824	Bolt, Trunnion	12
15	M109774	Support, Spindle, R.H.....	1	43	M713660	Cup, Trunnion Bearing	2
15A	M109775	†Support, Spindle, L.H.....	1	44	M106129	Washer, Universal Joint Thrust	2
15B	M11F-12	†Plug, Spindle Support Filler.....	2	45	—————	Brake Assembly (see Page 4)	—
16	M713659	Cone, Trunnion Bearing.....	2	46	M109659	Seal, Universal Joint Oil	2
17	M10H-25	Fitting, Trunnion Grease.....	2	47	M106762	Washer, Spindle Bolt	20
18	M109668	Trunnion, Steering—Flange—Upper	1	48	M106539	Bolt, Spindle Attaching	20
18A	M109669	†Trunnion, Steering	1	49	M106820	Oil Catcher	2
19	M109670	Retainer, Trunnion Oil.....	2	50	M107391	Seal, Hub Oil	2
20	M17C-828	Bolt, Steering Arm	4	51	M742258	Cup, Inner Hub Bearing	2
21	M4E-08	Lockwasher, Steering Arm.....	4	52	M658974	Cone, Outer Hub Bearing	2
22	M713660	Cup, Trunnion Bearing	2	53	M106920	Hub, Internal Gear	2
23	M109656	Arm, Steering	1	54	M11F-12	Plug, Hub Filler.....	2
24	M106129	Washer, Universal Joint Thrust	2	55	M106921	Gear, Internal	2
25	M109659	Seal, Universal Joint Oil.....	2	56	M4E-07	Lockwasher, Planet Puller Hole	4
26	M109658	Washer, Oil Seal.....	2	57	MIC-707	Bolt, Planet Puller Hole	4
27	M109653	Housing, Axle	1	58	M106572	Washer, Spindle Thrust	2
27A	M11F-12	†Plug, Housing Filler and Drain	2	59	M102314	Lock, Spindle Nut	2
27B	M106656	†Breather, Axle Housing.....	1	60	M102313	Nut, Spindle—Outer	2
27C	MIC-712	†Bolt, Axle Housing Stop Boss.....	2	61	M107390	Gear, Sun	2
27D	M4E-07	†Lockwasher, Axle Housing Stop Boss	2	62	—————	Planet Spider Assembly (see Parts Manual No. 501)	—
28	M109649	Shaft, Axle	2	63	M224104	Ring, Sun Gear Snap	2
				64	M3C-726	Bolt, Internal Gear to Hub.....	20

† — Not Illustrated
‡ — As Required

WHEN ORDERING PARTS, ALWAYS STATE MODEL AND SERIAL NO. OF MACHINE

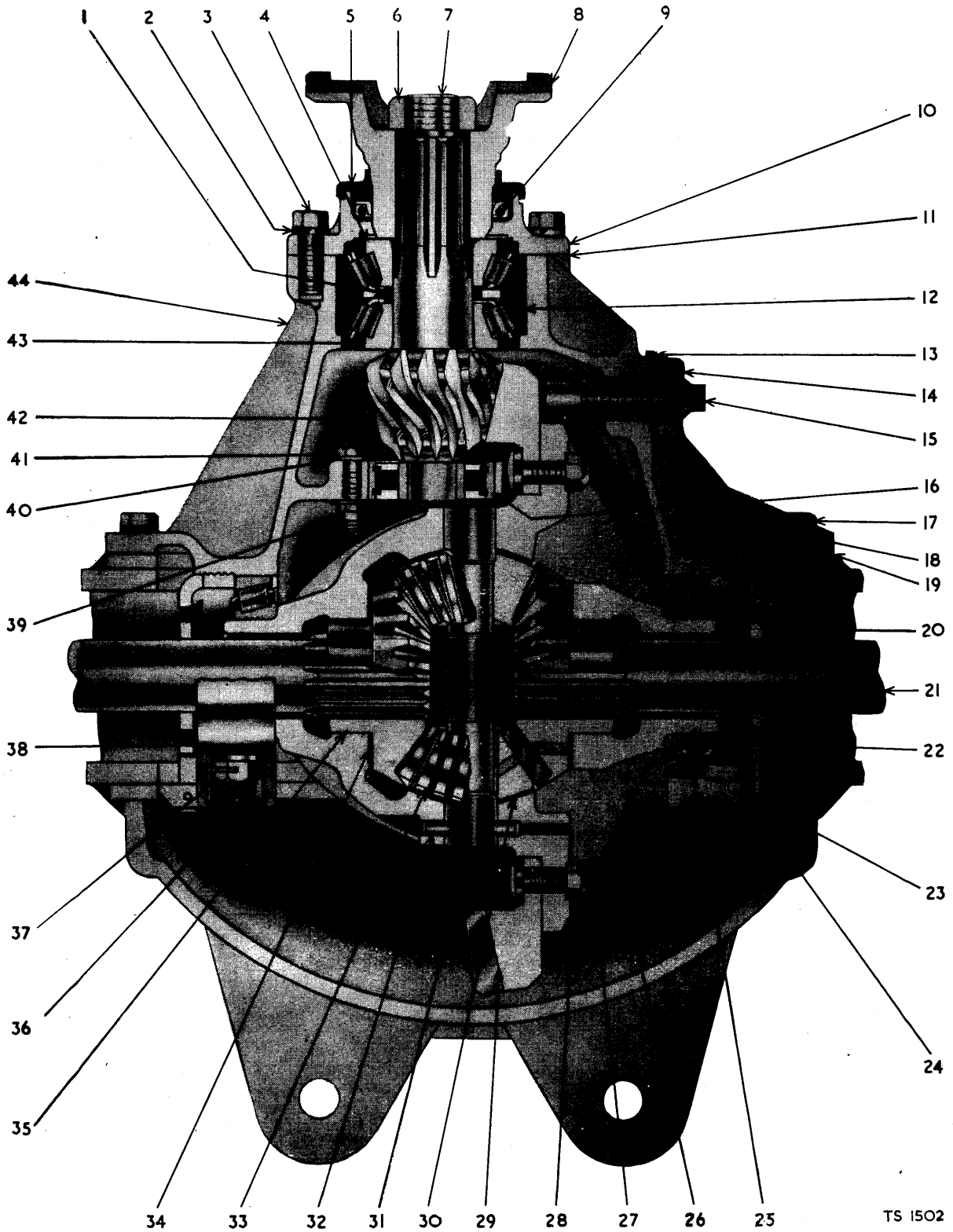


DIFFERENTIAL AND CARRIER ASSEMBLY—FRONT DRIVE

Item No.	Part No.	Description	No. Req'd.	Item No.	Part No.	Description	No. Req'd.
A	M109633	Differential and Carrier Assembly (including Items 1, 3 thru 14, 16 thru 43)	1	23	M109389	Nut, Ring Gear Bolt	12
1	M102609	Bracket, Bearing Retainer	1	24	M101399	Washer, Pinion Thrust	12
2		Parking Brake (see Index)		25		§Ring Gear (see Item 46)	
3	M100675	Nut, Pinion Shaft	1	26	M101424	Bolt, Ring Gear	12
4	M1F-424	Cotter, Pinion Shaft	1	27	M101401	Pin, Side Pinion	1
5	M666703	Cone, Pinion Bearing	1	28	M204536	Pin, Side Pinion Lock	1
6	M675479	Cup, Pinion Bearing	1	29	M101397	Pinion, Differential Side	2
7	M815082	Spacer and Shim Kit, Pinion Bearing	1	30	M101398	Gear, Differential Side	2
8	M100954	Lock, Thrust Screw	1	31		§Cap, Differential Carrier (see Item 39)	
9	M8D-14	Nut, Thrust Screw	1	32	M3C-1040	Bolt, Differential Carrier Cap	4
10	M100953	Screw, Thrust	1	33	M104549	Washer, Differential Carrier Cap	4
11	M111437	Bearing, Pinion Inner	1	34	M45D-05	Nut, Bearing Retainer	1
12	M1C-720	Bolt, Carrier to Axle Housing— $1\frac{1}{4}$ "	10	35	M102350	Washer, Bearing Retainer	2
12A	M1C-724	†Bolt, Carrier to Axle Housing— $1\frac{1}{2}$ "	2	36	M2C-522	Bolt, Bearing Retainer	1
13	M4E-07	Lockwasher, Carrier to Axle Housing	12	37		§Pinion (see Item 46)	
14		Omit		38	M666703	Cone, Pinion Bearing	1
15		Axle Shaft (see Front Axle Assembly, Index)		39	M101403	Carrier and Cap Assembly, Differential (including Items 31, 32, 33)	1
16	M101410	Nut, Differential Adjusting	2	40	M101407	Gasket, Pinion Bearing Retainer	1
17	M101411	Pin, Differential Adjusting Nut Lock	2	41	M3E-07	Lockwasher, Pinion Bearing Retainer	6
18	M1F-428	Cotter, Lock Pin	2	42	M104289	Bolt, Pinion Bearing Retainer	6
19	M648334	Cone, Differential Bearing	2	43	M109634	Seal, Pinion Oil	1
20	M667279	Cup, Differential Bearing	2	44	M102567	†Differential Assembly (including Item 21 thru 30, 37)	1
21	M101396	Case, Differential	1	45	M101395	†Differential Body Sub Assembly (including Items 21, 22, 24, 27 thru 30)	1
22	M101400	Washer, Side Gear Thrust	2	46	M815077	†Gear and Pinion Set (including Items 25, 37)	1

† — Not Illustrated
§ — Not Sold Separately

WHEN ORDERING PARTS, ALWAYS STATE MODEL AND SERIAL NO. OF MACHINE

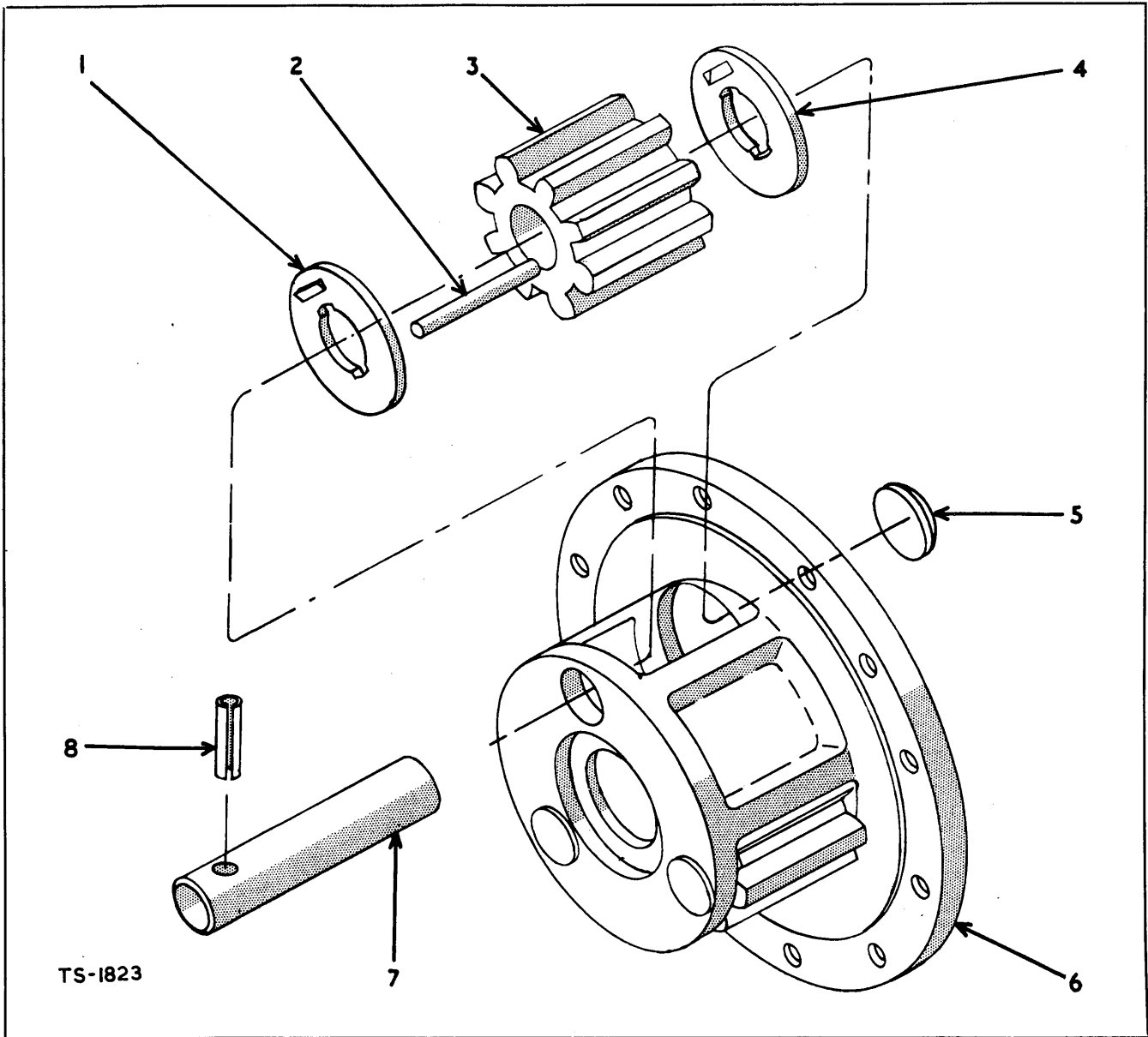


DIFFERENTIAL AND CARRIER ASSEMBLY—REAR DRIVE STEER

Item No.	Part No.	Description	No. Req'd.	Item No.	Part No.	Description	No. Req'd.
A	M109643	Differential and Carrier Assembly (including Items 1 thru 20, 22 thru 44)	1	24	M101411	Pin, Differential Adjusting Nut Lock	2
1	M815082	Spacer and Shim Kit, Pension Bearing	1	25	M667279	Cup, Differential Bearing	2
2	M3E-07	Lockwasher, Pinion Bearing Retainer	6	26	M101396	Case, Differential	1
3	MIC-720	Bolt, Pinion Bearing Retainer	6	27	M101424	Bolt, Ring Gear	12
4	M666703	Cone, Pinion Bearing	1	28	M109389	Nut, Ring Gear Bolt	12
5	M100674	Shield, Pinion Dust	1	29		§Ring Gear (see 47)	
6	M100675	Nut, Pinion Shaft	1	30	M101399	Washer, Differential Pinion Thrust	2
7	MIF-424	Cotter, Pinion Shaft	1	31	M101401	Pin, Side Pinion	1
8	M109644	Flange, Companion	1	32	M204536	Pin, Side Pinion Lock	1
9	M100667	Seal, Pinion Oil	1	33	M101397	Pinion, Differential Side	2
10	M101406	Retainer, Pinion Bearing	1	34	M101400	Washer, Differential Side Gear Thrust	2
11	M101407	Gasket, Pinion Bearing Retainer	1	35	M101398	Gear, Differential Side	2
12	M675479	Cup, Pinion Bearing	1	36		§Cap, Differential Carrier (see 44)	
13	M100954	Lock, Thrust Screw	1	37	M3C-1040	Bolt, Differential Carrier Cap	4
14	M8D-14	Nut, Thrust Screw	1	38	M104549	Washer, Differential Carrier Cap	4
15	M100953	Screw, Thrust	1	39	M45D-05	Nut, Bearing Retainer	1
16	M111437	Bearing, Pinion Inner	1	40	M102350	Washer, Bearing Retainer	2
17	MIC-720	Bolt, Carrier to Axle Housing— $1\frac{1}{4}$ "	10	41	M2C-522	Bolt, Bearing Retainer	1
17A	MIC-724	†Bolt, Carrier to Axle Housing— $1\frac{1}{2}$ "	2	42		§Pinion (see 47)	
18	M4E-07	Lockwasher, Carrier to Housing Bolt	12	43	M666703	Cone, Pinion Bearing	1
19		Omit		44	M101403	Carrier and Cap Assembly, Differential (including Items 36, 37, 38)	1
20	M101410	Nut, Differential Adjusting	2	45	M101391	†Differential Assembly (including Items 26 thru 35, 42)	1
21		Shaft, Axle (see Rear Drive Steer Axle—Index)		46	M101395	†Differential Body Sub Assembly (including Items 26, 30 thru 35)	1
22	M648334	Cone, Differential Bearing	2	47	M815124	†Gear and Pinion Set (including Items 29, 42)	1
23	MIF-428	Cotter, Differential Adjusting Nut Lock Pin	2				

† — Not Illustrated
§ — Not Sold Separately

WHEN ORDERING PARTS, ALWAYS STATE MODEL AND SERIAL NO. OF MACHINE



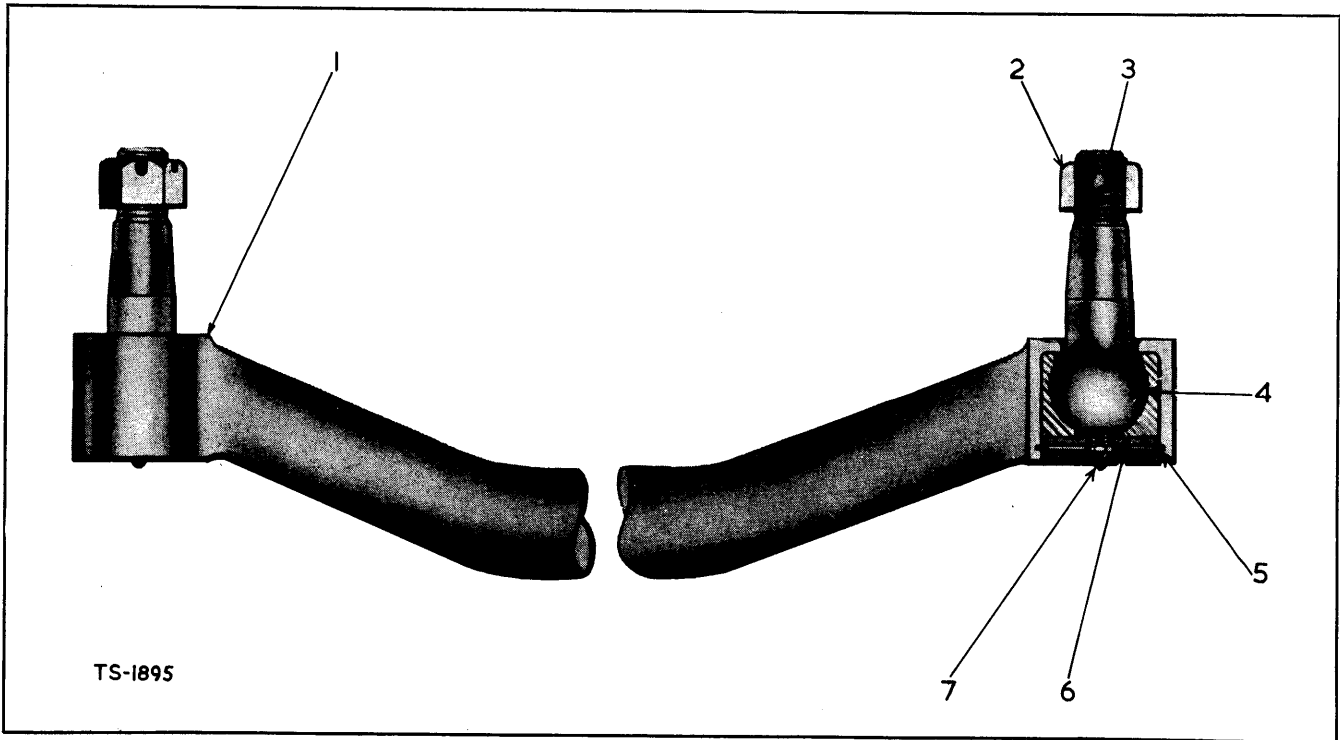
TS-1823

PLANET SPIDER ASSEMBLY

Item No.	Part No.	Description	No. Req'd.	Item No.	Part No.	Description	No. Req'd.
A	MI06915	Planet Spider Assembly (including Items 1 thru 8)	2	4	MI06569	Washer, Pinion Thrust	6
1	MI06569	Washer, Pinion Thrust	6	5	MI2F-108	Plug, Expansion	6
2	MI06570	Roller, Pinion Needle	204	6	MI06916	Spider, Planet	2
3	MI06571	Pinion, Planet	6	7	MI06917	Shaft, Pinion	6
				8	MI04994	Pin, Pinion Shaft Locking	6

Note.—4 Planet Spiders used on each machine—Quantities indicated above are for 2 Planet Spiders.

WHEN ORDERING PARTS, ALWAYS STATE MODEL AND SERIAL NO. OF MACHINE



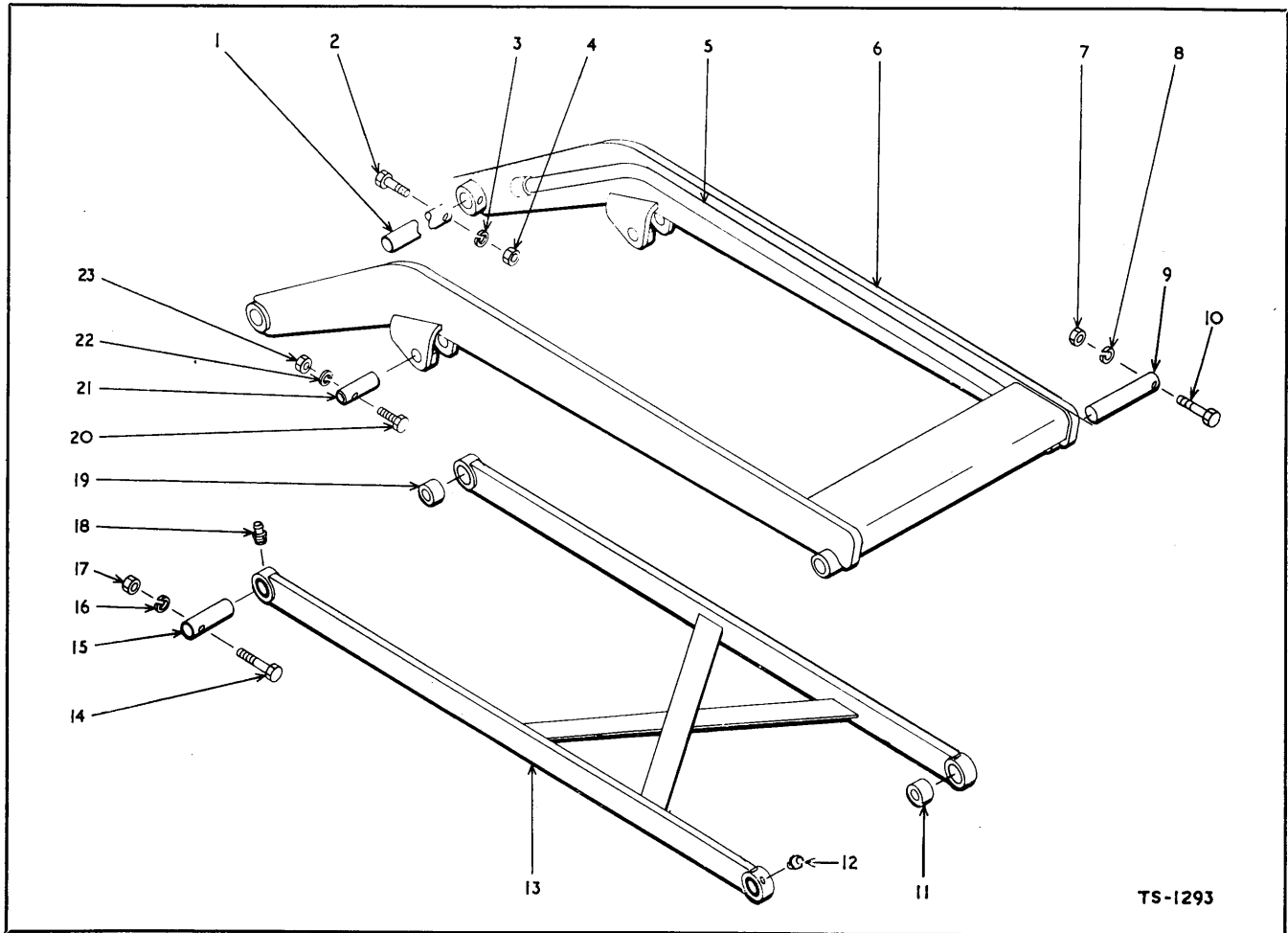
TS-1895

TIE-ROD ASSEMBLY

Item No.	Part No.	Description	No. Req'd.
1	M532447	Tie Rod Assembly (including 4 thru 7).....	1
2	M112174	Nut, Ball Stud.....	2
3		Omit	

Item No.	Part No.	Description	No. Req'd.
4	M509346	Ball Stud and Nylon Assembly	2
5	M507695	Ring, Ball Stud Retaining	2
6	M541879	Plate, Ball Stud Retaining.....	2
7		Omit	

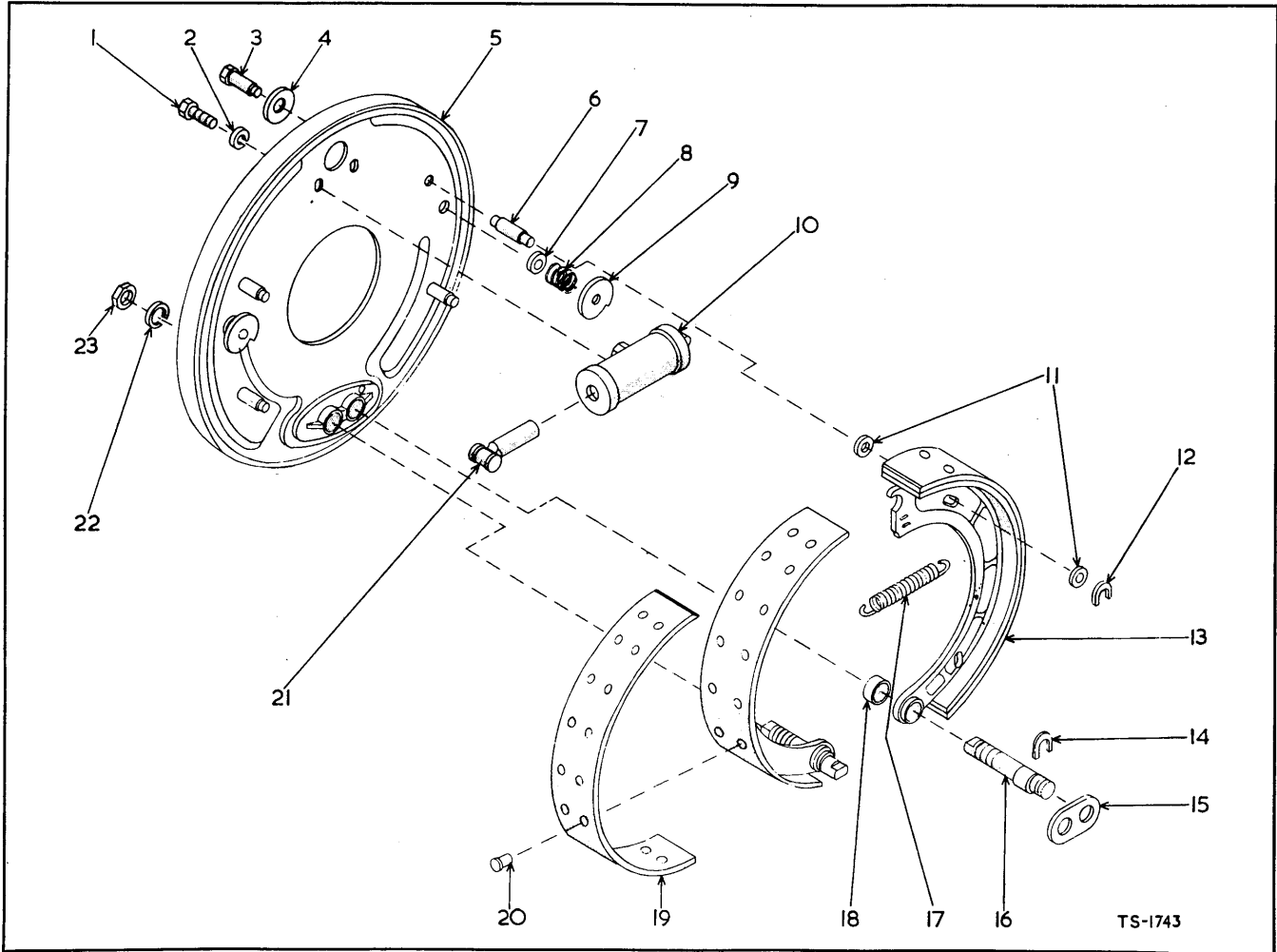
WHEN ORDERING PARTS, ALWAYS STATE MODEL AND SERIAL NO. OF MACHINE



BOOM AND GUIDE BAR ASSEMBLY

Item No.	Part No.	Description	No. Req'd.	Item No.	Part No.	Description	No. Req'd.
1	M523103	Shaft, Boom Pivot.....	1	12	AW32/49	Grease Fitting, Guide Bar.....	2
2	AW16/324	Bolt, Shaft Retaining.....	2	13	M522864	Guide Bar Assembly (including Items 11 and 19).....	1
3	AW4/8	Lockwasher, Shaft Retaining.....	2	14	AW14/322	Bolt, Pin Retaining.....	2
4	AW6/69	Nut.....	2	15	M522870	Pin, Guide Bar to Frame.....	2
5	M527601	Pipe, Boom—R.H.	1	16	AW4/8	Lockwasher, Guide Bar Pin Retaining.....	2
5A	M527603	Pipe, Boom—L.H.	1	17	AW6/69	Nut, Guide Bar Pin Retaining....	2
6	AW202325	Boom Assembly (including Items 5 and 5A).....	1	18	AW32/50	Grease Fitting.....	2
7	AW6/67	Nut.....	2	19	M522868	Bushing Guide Bar.....	2
8	AW4/6	Lockwasher.....	2	20	AW14/314	Bolt, Cylinder Pin Retaining.....	2
9	M522808	Pin, Boom to Carrier and Cylinder.....	2	21	M523104	Pin, Cylinder to Boom.....	2
10	AW14/316	Bolt, Pin Retaining.....	2	22	AW4/6	Lockwasher.....	2
11	M553082	Bushing, Guide Bar.....	2	23	AW6/67	Nut, Cylinder Pin Retaining.....	2

WHEN ORDERING PARTS, ALWAYS STATE MODEL AND SERIAL NO. OF MACHINE



BRAKE ASSEMBLY (FRONT AXLE)

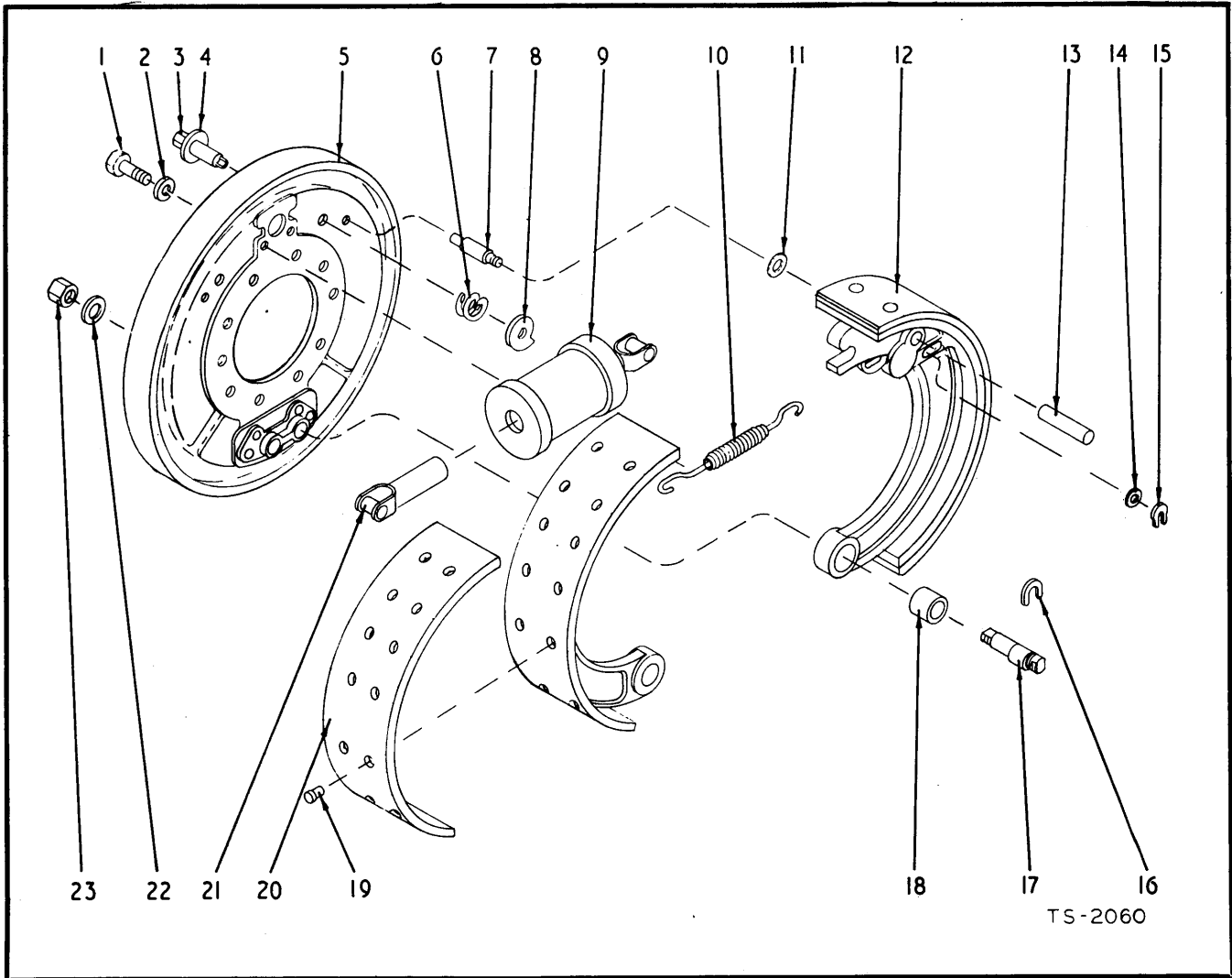
Item No.	Part No.	Description	No. Req'd.	Item No.	Part No.	Description	No. Req'd.
A	M110932	Brake Assembly (including Items 1 thru 23)	2	13	M110922	Shoe Assembly, Brake (including Items 18, 19, 20)	4
1	M1C-610	Bolt, Cylinder to Brake Disc	4	14	M101332	"C" Washer, Anchor Pin	4
2	M4E-06	Lockwasher, Cylinder to Brake Disc	4	15	M106970	Strut, Anchor Pin	2
3	M106372	Pin, Cam	4	16	M106969	Pin, Anchor	4
4	M100867	Washer, Cam Pin	4	17	M106216	Spring, Brake Shoe Return	2
5	M106586	Disc Assembly, Brake (including Items 3, 4, 6, thru 9)	2	18	M201966	Bushing, Brake Shoe	4
6	M106373	Pin, Guide	8	19	M944217	Lining Kit, Brake Shoe (including Item 20)	4
7	M851771	Washer, Cam Spring	4	20	M3H-1216	Rivet, Lining to Shoe (see Note A)	72
8	M943859	Spring, Cam	4	20A	M106184	†Rivet, Lining to Shoe (see Note B)	72
9	M100864	Cam, Brake Shoe Adjusting	4	21	M957212	Link, Wheel Cylinder Connector	4
10	M107014	Cylinder, Wheel Brake (including Item 21)	2	22	M4E-12	Lockwasher, Anchor Pin	4
10A	M940130	†Repair Kit, Wheel Cylinder	2	23	M2D-12	Nut, Anchor Pin	4
11	M102322	Washer, Guide Pin	16				
12	M100878	"C" Washer, Guide Pin	8				

† — Not Illustrated

Note "A"—For use with M944217 Linings and Shoes with $\frac{11}{16}$ in. holes.

Note "B"—For use with M108147 Linings and Shoes with $\frac{13}{16}$ in. holes.

WHEN ORDERING PARTS, ALWAYS STATE MODEL AND SERIAL NO. OF MACHINE




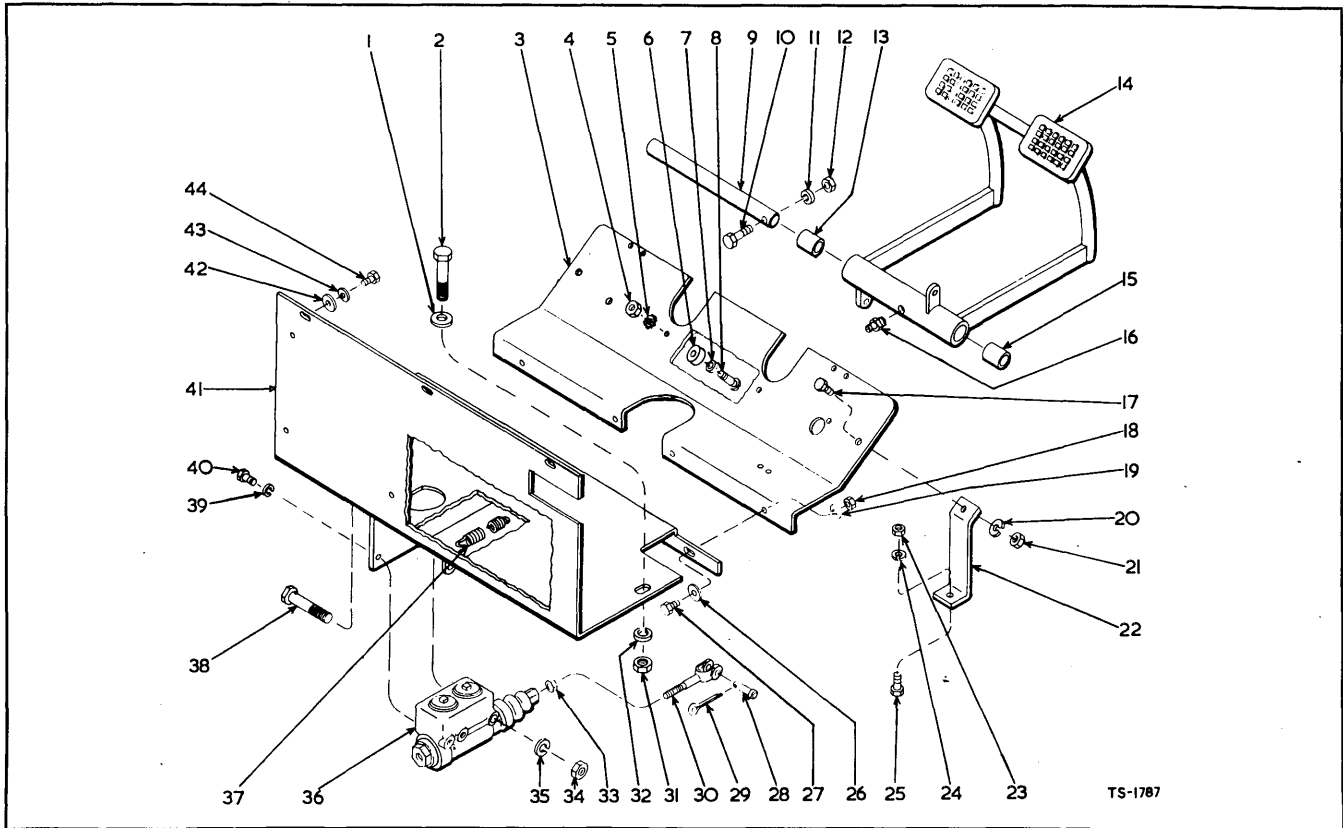
BRAKE ASSEMBLY—REAR

2 Brakes Used on Axle—Quantity indicated is for 1 Brake

Item No.	Part No.	Description	No. Req'd.	Item No.	Part No.	Description	No. Req'd.
A	M110917	Brake Assembly (Including Items 1 thru 23).....	1	11	M102322	Washer, Guide Pin	2
1	MIC-510	Bolt, Cylinder to Brake Disc.....	2	12	M110918	Shoe Assembly, Brake (Including Items 13, 18, 19, 20)	2
2	M4E-05	Lockwasher, Cylinder to Brake Disc	2	13	M100873	Pin, Shoe Stop	2
3	M109568	Pin Assembly, Cam (Including Item 4)	2	14	M102322	Washer, Guide Pin	2
4	M100867	Washer, Cam Pin	2	15	M100878	"C" Washer, Guide Pin	2
5	M106817	Disc Assembly, Brake (Including Items 3, 4, 6, 7, 8).....	1	16	M100613	"C" Washer, Anchor Pin	2
6	M100865	Spring, Cam	2	17	M102498	Pin, Anchor	2
7	M100877	Pin, Guide	2	18	M102497	Bushing, Brake Shoe	2
8	M100864	Cam, Brake Shoe Adjusting	2	19	M3H-1214	Rivet, Lining to Shoe	24
9	M102488	Cylinder, Wheel (Including Items 21)	1	20	M944233	Lining Kit, Brake Shoe (Including Item 19)	2
9A	M853405	Repair Kit, Wheel Cylinder.....	1	21	M853402	Link, Wheel Cylinder Connector	2
10	M100879	Spring, Brake Shoe Return.....	1	22	M6E-12	Lockwasher, Anchor Pin	2
				23	M2D-12	Nut, Anchor Pin	2

WHEN ORDERING PARTS, ALWAYS STATE MODEL AND SERIAL NO. OF MACHINE



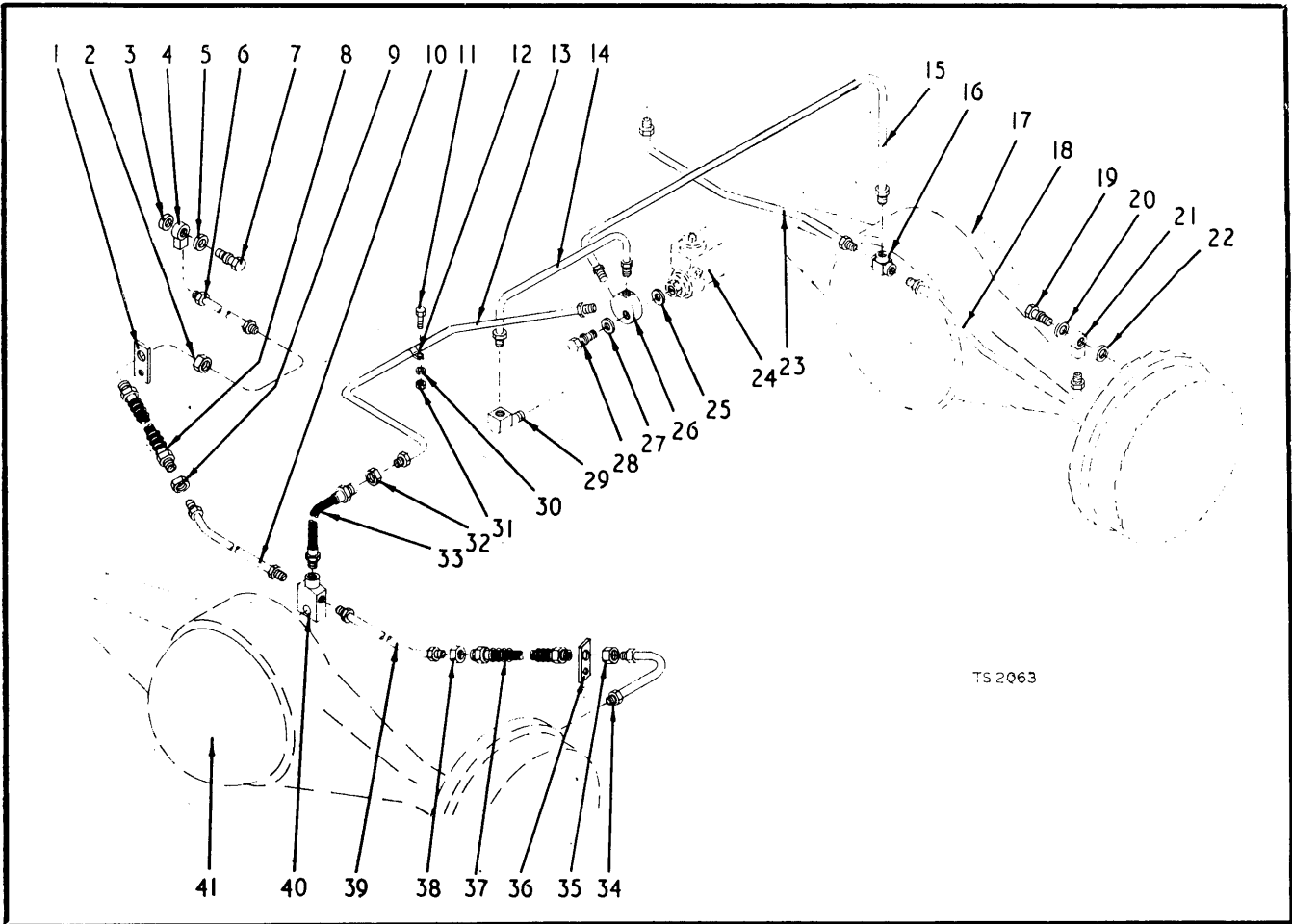


BRAKE CONTROLS AND FLOORBOARDS

Item No.	Part No.	Description	No. Req'd.	Item No.	Part No.	Description	No. Req'd.
1	AW2/8	Washer, Floorboard to Frame ..	2	25	AW14/304	Bolt, Bracket to Frame	2
2	AW56/305	Bolt, Floorboard to Frame	2	25A	AW3/3	†Washer, Taper - Bracket to Frame.....	2
3	AW200053	Floorboard, Front.....	1	26	AW2/8	Washer, Floorboard to Floorboard	4
3A	AW201881	Floorboard, Front (Perkins only)	1	27	AW56/305	Bolt, Floorboard to Floorboard	4
4	AW23/3	Nut, Bumper Mounting.....	2	28	AW52/6	Pin, Clevis to Pedal	1
5	AW4/3	Lockwasher, Bumper Mounting	2	29	AW5/86	Split Pin, Clevis.....	1
6	M302568	Bumper, Brake Pedal	2	30	AW26/44	Clevis, Master Cylinder.....	1
7	AW2/5	Washer, Bumper Mounting	2	31	AW6/67	Nut, Floorboard to Frame	2
8	AW22/10	Screw, Bumper Mounting	2	32	AW4/6	Lockwasher, Floorboard to Frame	2
9	M550299	Shaft, Brake Pedal.....	1	33	AW8/68	Nut, Clevis Locking	1
10	AW14/312	Bolt, Shaft Retaining	1	34	AW6/68	Nut, Cylinder to Floorboard	1
11	AW4/6	Lockwasher, Shaft Retaining.....	1	35	AW4/7	Lockwasher, Cylinder to Floorboard	1
12	AW6/67	Nut, Shaft Retaining	1	36	M552373	Cylinder, Brake Master.....	1
13	M526767	Bushing, Brake Pedal	1	36A	M869449	†Repair Kit, Master Cylinder.....	1
14	M550292	Pedal Assembly (including Items 13 and 15)	1	37	M550301	Spring, Pedal Return	1
15	M526767	Bushing, Brake Pedal	1	38	AW15/321	Bolt, Cylinder to Floorboard	1
16	AW32/71	Grease Fitting, Brake Pedal	1	39	AW4/6	Lockwasher, Cylinder to Floorboard	1
17	AW56/305	Bolt, Floorboard to Bracket	2	40	AW56/604	Bolt, Cylinder to Floorboard	1
18	AW6/67	Nut, Floorboard to Floorboard	4	41	M525517	Floorboard, Rear	1
19	AW4/6	Lockwasher, Floorboard to Floorboard.....	4	42	AW2/8	Washer, Rear Floorboard to Frame	3
20	AW4/6	Lockwasher, Bracket to Floorboard	2	43	AW4/6	Lockwasher, Rear Floorboard to Frame.....	3
21	AW6/67	Nut, Bracket to Floorboard	2	44	AW56/304	Bolt, Rear Floorboard to Frame	3
22	M550632	Bracket, Floorboard Support	2				
23	AW6/67	Nut, Bracket to Frame	2				
24	AW4/6	Lockwasher, Bracket to Frame	2				

† — Not Illustrated

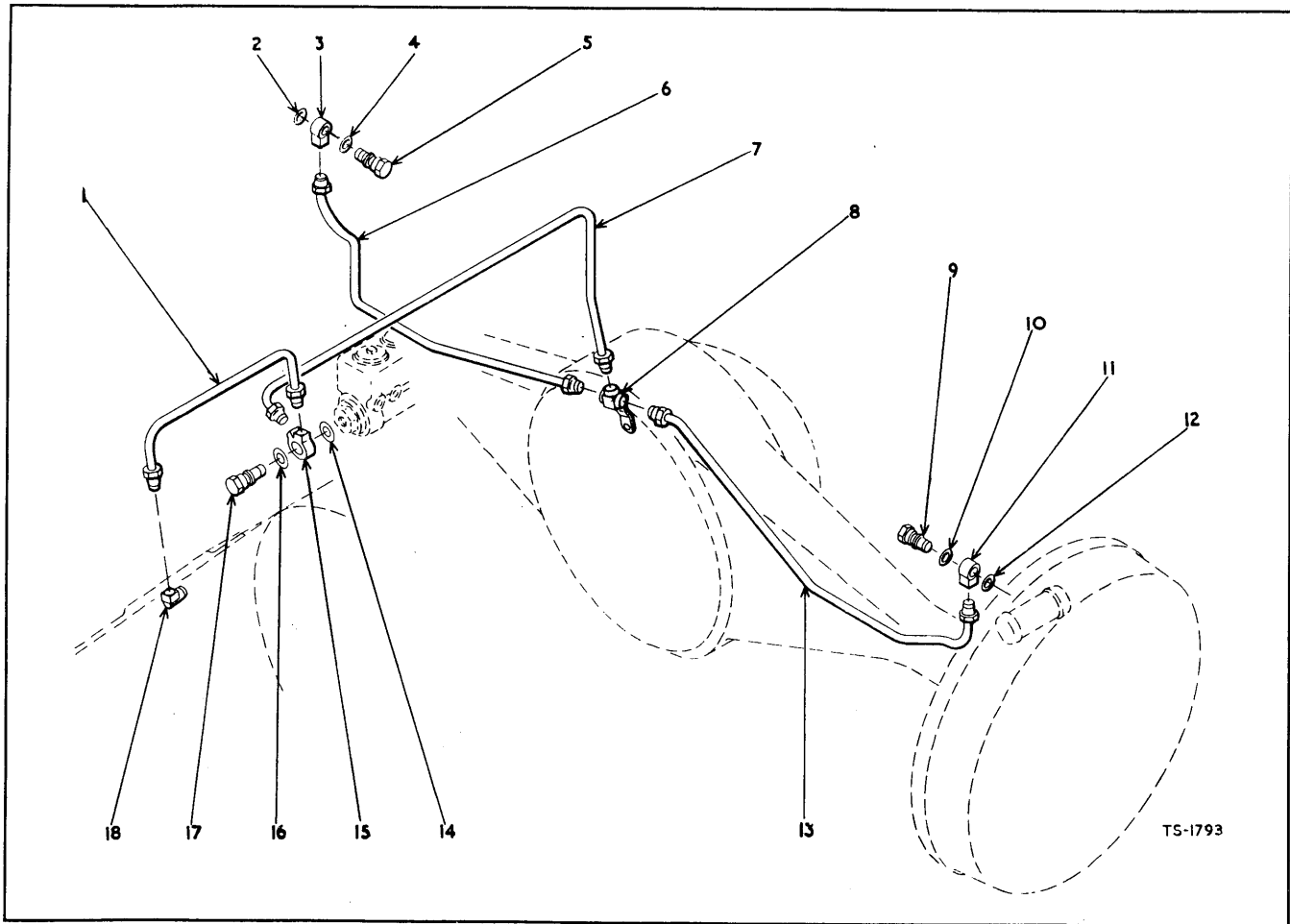
WHEN ORDERING PARTS, ALWAYS STATE MODEL AND SERIAL NO. OF MACHINE



BRAKE LINES — FOUR WHEEL BRAKES

Item No.	Part No.	Description	No. Req'd.	Item No.	Part No.	Description	No. Req'd.
1	M550325	Clip, Brake Hose to Cradle	1	23	AW205760	Line, Tee to Wheel Cylinder Fitting	1
2	AW8/71	Nut, Clip to Hose	1	24	————	Brake Master Cylinder (see Parts Manual)	—
3	M613750	Gasket, Wheel Cylinder Fitting	2	25	M613750	Gasket, Master Cylinder Fitting	1
4	M620235	Fitting, Wheel Cylinder	2	26	AW204917	Fitting, Master Cylinder	1
5	M620238	Gasket, Wheel Cylinder Fitting	2	27	M620238	Gasket, Master Cylinder Fitting	1
6	M536017	Line, Brake Hose to Fitting	1	28	M692722	Bolt, Fitting to Master Cylinder	1
7	M692722	Bolt, Wheel Cylinder Fitting	2	29	AW201796	Elbow, Trans. to Fitting Line	1
8	M552374	Hose, Brake	1	30	AW4/3	Lockwasher, Line Clip Attaching	1
9	AW8/71	Nut, Brake Hose	1	31	AW23/3	Nut, Line Clip Attaching	1
10	M528504	Line, Hose to Axle Tee	1	32	AW8/71	Nut, Brake Hose	1
11	AW22/11	Bolt, Line Clip Attaching	1	33	M550324	Hose, Tee to Line	1
12	AW4164	Clip, Line Support	1	34	M536017	Line, Hose to Wheel Cylinder Fitting	1
13	M528503	Line, Hose to Fitting	1	35	AW8/71	Nut, Clip to Hose	1
14	M552382	Line, Elbow to Fitting	1	36	M550325	Clip, Brake Hose to Cradle	1
15	AW202263	Line, Fitting to Axle Tee	1	37	M552374	Hose, Brake	1
16	M550406	Tee, Front Axle Brake Line	1	38	AW8/71	Nut, Brake Hose	1
17	————	Front Axle—see Parts Manual	—	39	M528505	Line, Hose to Axle Tee	1
18	AW205761	Line, Tee to Wheel Cylinder Fitting	1	40	AW206242	Tee, Rear Axle Brake Line	1
19	M692722	Bolt, Wheel Cylinder Fitting	2	41	————	Rear Drive Steer Axle (see Page 3)	1
20	M620238	Gasket, Wheel Cylinder Fitting	2				
21	M620235	Fitting, Wheel Cylinder	2				
22	M613750	Gasket, Wheel Cylinder Fitting	2				

WHEN ORDERING PARTS, ALWAYS STATE MODEL AND SERIAL NO. OF MACHINE

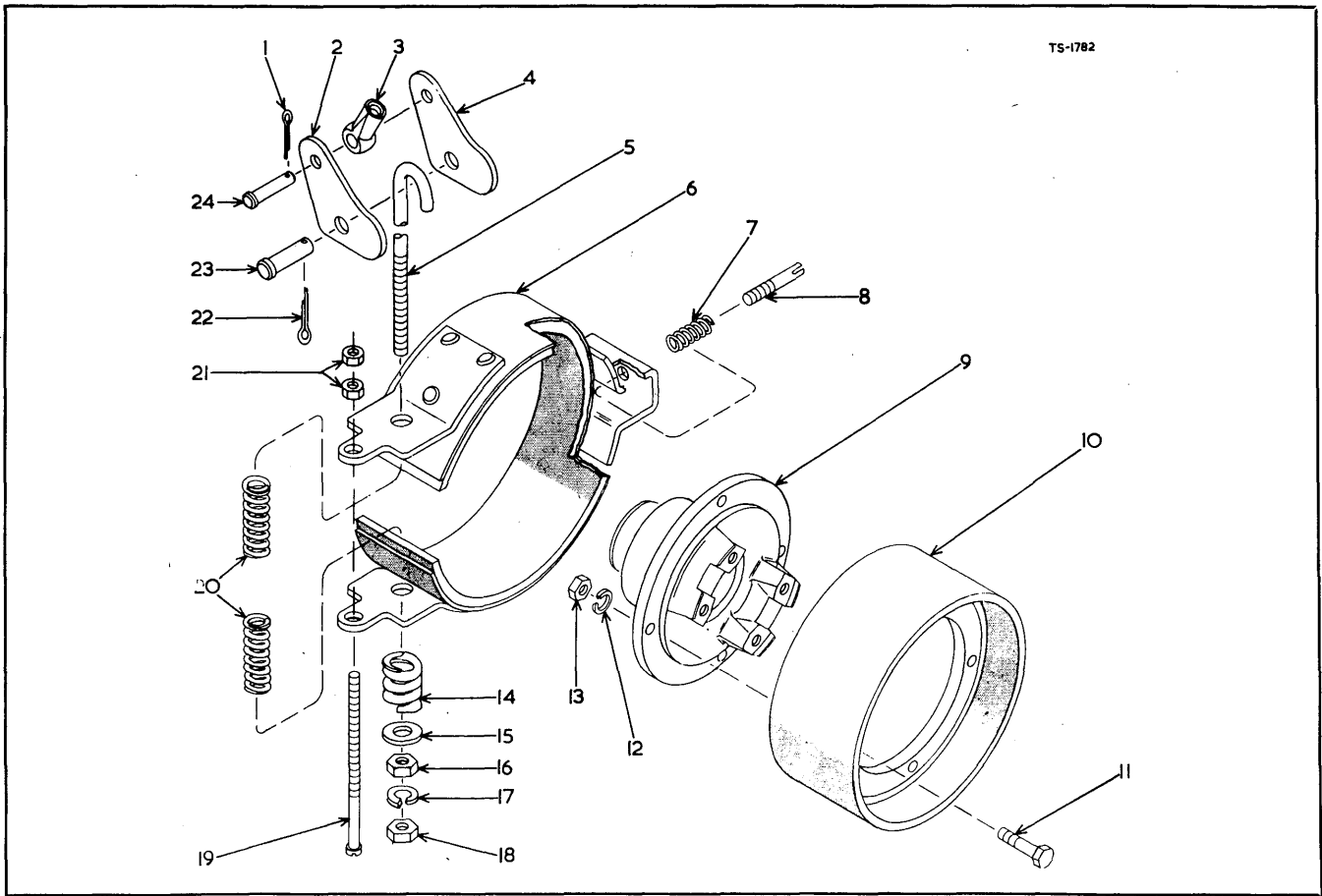


BRAKE SYSTEM

Item No.	Part No.	Description	No. Req'd.
1	M552382	Brake Line Assembly, Master Cylinder to Transmission (including Item 1A)	1
1A	M92F3	Tube Nut	2
2	M613750	Washer	1
3	M620235	Fitting, Brake Cylinder	1
4	M620238	Washer	1
5	M692722	Bolt, Brake Cylinder Fitting	1
6	AW205760	Brake Line, Axle Tee Piece to L. H. Brake Cylinder (including Item 6A)	1
6A	M92F-3	Tube Nut	2
7	AW202263	Brake Line, Master Cylinder to Axle Tee Piece (including Item 7A)	1
7A	M92F-3	Tube Nut	2
8	M550406	Tee Piece, Axle	1

Item No.	Part No.	Description	No. Req'd.
9	M692722	Bolt, Brake Cylinder Fitting	1
10	M620238	Washer	1
11	M620235	Fitting, Brake Cylinder	1
12	M613750	Washer	1
13	AW205761	Brake Line, Axle Tee Piece to R.H. Brake Cylinder (including Item 13A)	1
13A	M92F-3	Tube Nut	2
14	M613750	Washer, Master Cylinder—Inner	1
15	M633242	Fitting, Master Cylinder Outlet	1
16	M620238	Washer, Master Cylinder—Outer	1
17	M692722	Bolt, Master Cylinder Outlet Fitting	1
18	AW201796	Elbow, Brake Line to Transmission	1

WHEN ORDERING PARTS, ALWAYS STATE MODEL AND SERIAL NO. OF MACHINE

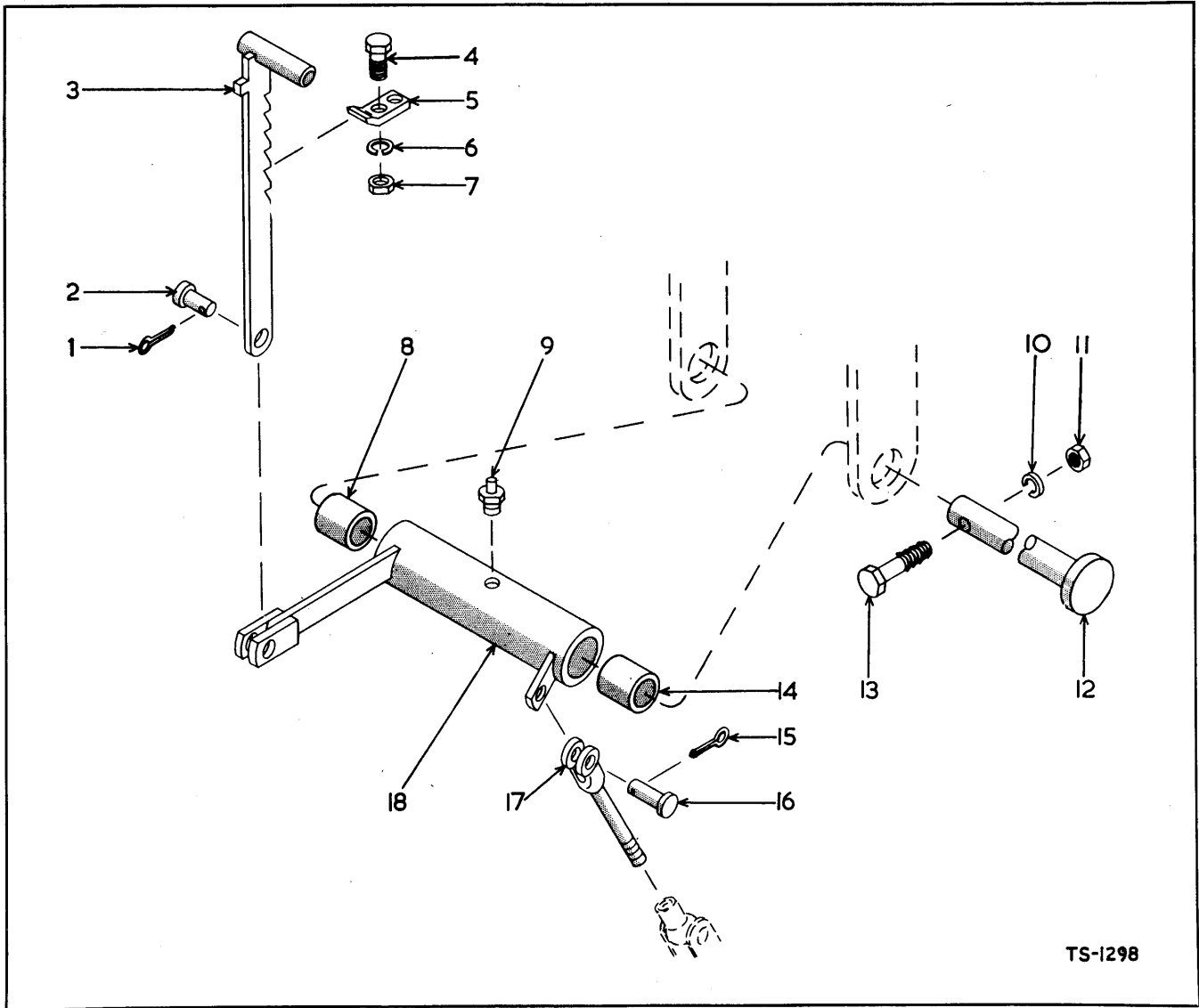


PARKING BRAKE ASSEMBLY

Item No.	Part No.	Description	No. Req'd.	Item No.	Part No.	Description	No. Req'd.
1	M1F-312	Split Pin	1	10	M109637	Drum, Brake	1
2	M201531	Lever, Brake Cam.....	1	11	M1C-720	Bolt, Drum to Flange.....	4
3	M201583	End, Adjusting Bolt	1	12	M4E-07	Lockwasher, Drum to Flange....	4
4	M208000	Lever, Brake Cam.....	1	13	M1D-07	Nut, Drum to Flange.....	4
5	M202739	Bolt, Brake Adjusting	1	14	M202673	Spring, Compression	1
6	M200756	Brake Band and Lining Assembly (including Item 6A)	1	15	M619027	Washer, Compression Spring....	1
6A	M943868	†Lining and Rivet Kit (including Item 6B).....	1	16	M7D-07	Nut, Adjusting Bolt	1
6B	M3H-909	Rivet Brake Band Lining	18	17	M4E-07	Lockwasher, Adjusting Bolt	1
7	M201537	Spring, Brake Anchor Clip	1	18	M7D-07	Nut, Adjusting Bolt	1
8	M201582	Screw, Brake Anchor Clip Adjusting	1	19	M202349	Screw, Locating.....	1
8A	M28H-18	†Lockwire, Brake Adjusting Screw	1	20	M201124	Spring, Brake Release	2
9	M109636	Flange, Companion.....	1	21	AW6/97	Nut, Locating Screw.....	2
				22	M1F-416	Split Pin	1
				23	M202129	Pin, Cam Lever Clevis.....	1
				24	M2F-06106	Pin, Draw Rod Clevis	1

† — Not Illustrated

WHEN ORDERING PARTS, ALWAYS STATE MODEL AND SERIAL NO. OF MACHINE

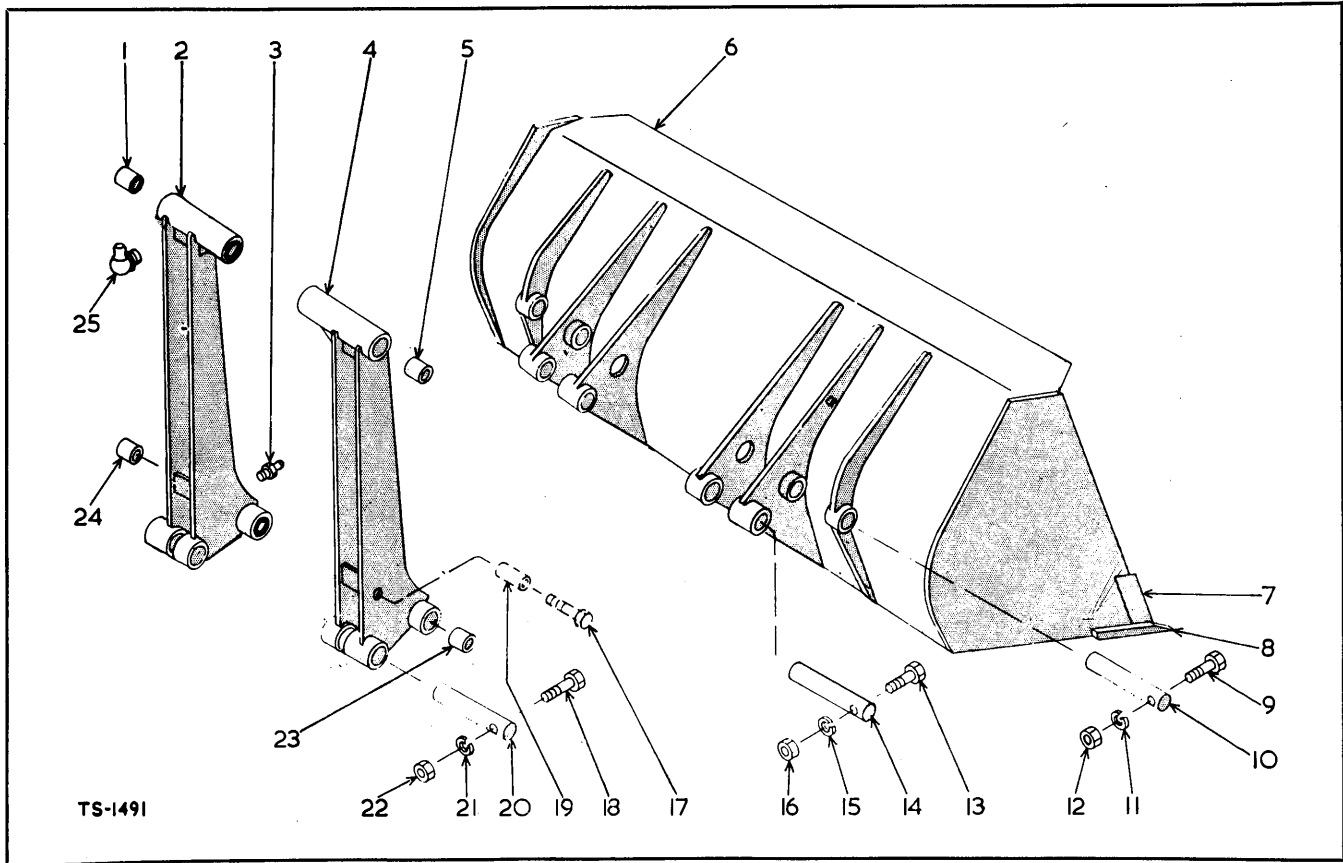


TS-1298

PARKING BRAKE CONTROLS

Item No.	Part No.	Description	No. Req'd.	Item No.	Part No.	Description	No. Req'd.
1	AW5/60	Split Pin, Clevis.....	1	10	AW4/6	Lockwasher, Bell Crank Bolt	1
2	AW52/4/H	Pin, Clevis	1	11	AW6/67	Nut, Bell Crank Bolt	1
3	M526169	Handle, Parking Brake.....	1	12	M526176	Pin, Bell Crank Mounting	1
4	AW56/305	Bolt, Catch to Floorboard.....	2	13	AW14/312	Bolt, Bell Crank Mounting Pin....	1
5	M512709	Catch, Parking Brake Handle....	1	14	M526767	Bushing, Bell Crank	1
6	AW4/6	Lockwasher, Catch to Floorboard	2	15	AW5/60	Split Pin, Clevis.....	1
7	AW6/67	Nut, Catch to Floorboard.....	2	16	AW52/4/H	Pin, Clevis	1
8	M526767	Bushing, Bell Crank	1	17	M526177	Rod, Brake Linkage	1
9	AW32/49	Grease Fitting, Bell Crank	1	18	M526172	Bell Crank Assembly (including Items 8 and 14).....	1

WHEN ORDERING PARTS, ALWAYS STATE MODEL AND SERIAL NO. OF MACHINE



BUCKET AND CARRIER ASSEMBLY

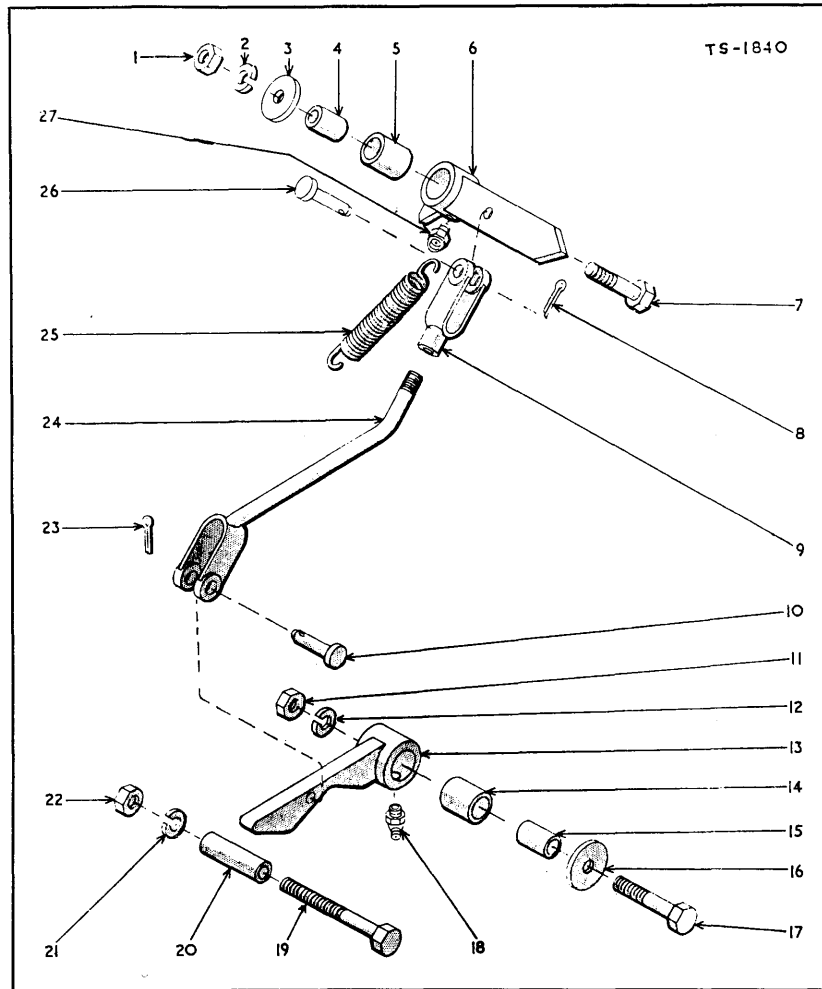
Item No.	Part No.	Description	No. Req'd.
1	M550066	Bushing, Bucket Carrier	2
2	M522800	Bucket Carrier Assembly— L.H. (including Items 1 and 24)	1
3	AW32/49	Grease Fitting, Carrier	2
4	M522799	Bucket Carrier Assembly— R.H. (including Items 5 and 23)	1
5	M550066	Bushing, Bucket Carrier	2
6		Bucket (see Data below)	—
7		Side Cutting Edge (see Data below)	—
8		Main Cutting Edge (see Data below)	—
9	AW14/316	Bolt, Carrier to Bucket Pin Retaining	2
10	M522809	Pin, Carrier to Bucket	2
11	AW4/6	Lockwasher, Pin Retaining	2
12	AW6/67	Nut, Pin Retaining	2
13	AW14/314	Bolt, Cylinder Pin Retaining	2
14	M523116	Pin, Cylinder to Bucket	2
15	AW4/6	Lockwasher, Cylinder Pin Retaining	2

Item No.	Part No.	Description	No. Req'd.
16	AW6/67	Nut, Cylinder Pin Retaining	2
17		Bolt (see Bucket Indicator— Index)	—
18	AW14/314	Bolt, Guide Bar Pin Retaining	2
19		Tube (see Bucket Indicator— Index)	—
20	M522810	Pin, Guide Bar to Carrier	2
21	AW4/6	Lockwasher, Guide Bar Pin Retaining	2
22	AW6/67	Nut, Guide Bar Pin Retaining	2
23	M550066	Bushing, Bucket Carrier	2
24	M550066	Bushing, Bucket Carrier	2
25	M12H-25 or 11H-15	Grease Fitting, Carrier	2

BUCKET ASSEMBLY DATA

Width	Bucket Assembly No.	Main Cutting Edge	Side Cutting Edge
79"	M523143	Standard	M523146 M529077 R.H. M529076 L.H.

WHEN ORDERING PARTS, ALWAYS STATE MODEL AND SERIAL NO. OF MACHINE

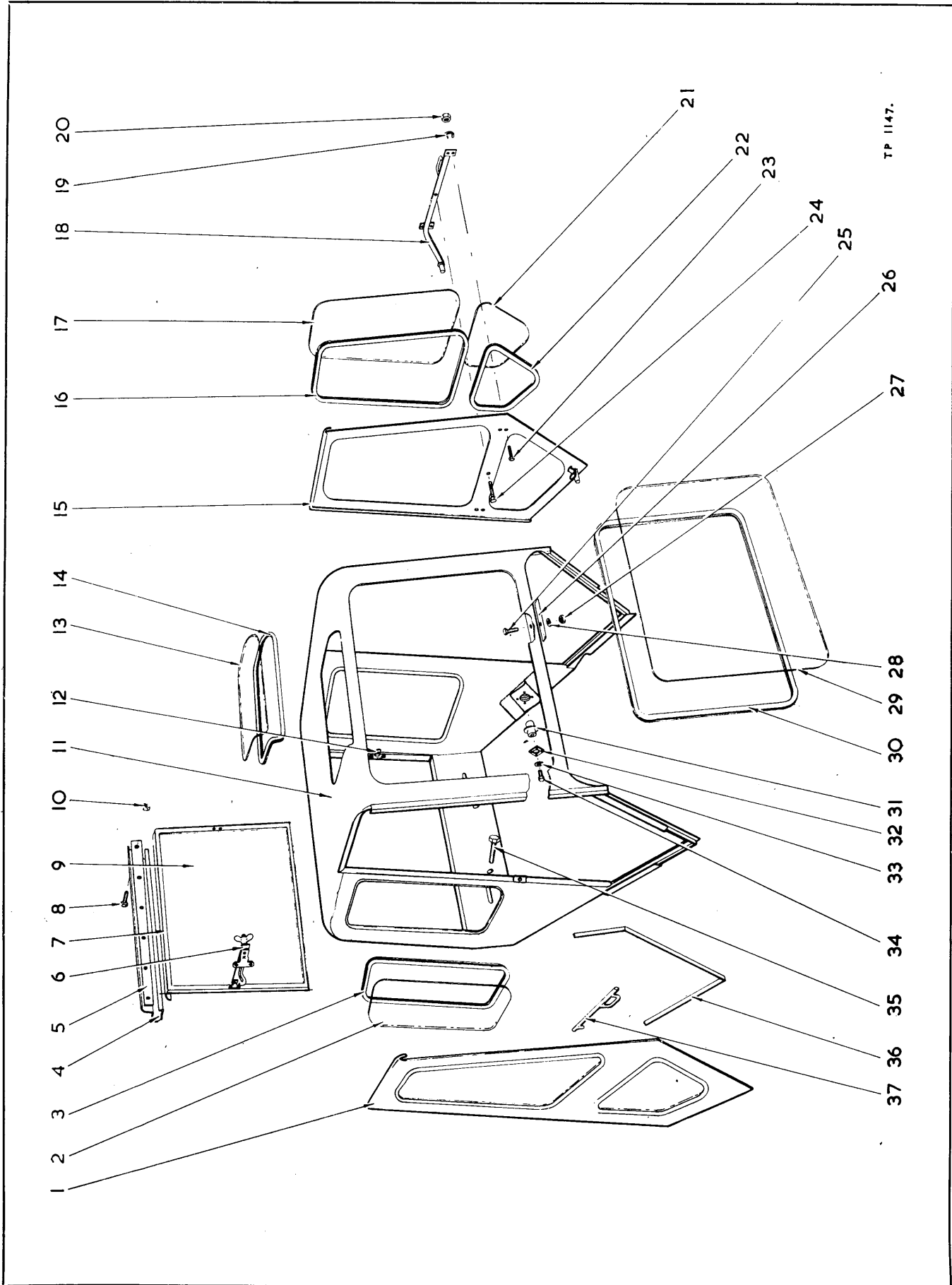


BUCKET INDICATOR

Item No.	Part No.	Description	No. Req'd.	Item No.	Part No.	Description	No. Req'd.
1	AW6/69	Nut, Pointer to Bucket	1	14	M526767	Bushing, Cam	1
2	AW4/8	Lockwasher, Pointer to Bucket	1	15	M550646	Sleeve, Cam to Bucket	1
3	M616796	Washer, Pointer to Bucket	1	16	M616796	Washer, Cam to Bucket	1
4	M550646	Sleeve, Pointer to Bucket	1	17	AW16/310	Bolt, Cam to Bucket	1
5	M526767	Bushing, Pointer	1	18	AW32/77	Grease Fitting, Cam	1
6	M551520	Pointer Assembly (including Items 5 and 27)	1	19	AW18/322	Bolt, Tube to Carrier	1
7	AW16/310	Bolt, Pointer to Bucket	1	20	M551523	Tube, Bucket Indicator	1
8	AW5/87	Split Pin, Clevis	1	21	AW4/10	Lockwasher, Tube to Carrier	1
9	AW26/34	Clevis, Rod to Pointer	1	22	AW6/71	Nut, Tube to Carrier	1
9A	AW8/69	†Nut, Clevis to Rod	1	23	AW5/87	Split Pin	1
10	AW52/6	Pin, Clevis	1	24	M528981	Rod, Pointer Indicator (including Items 9 and 9A)	1
11	AW6/69	Nut, Cam to Bucket	1	25	M551644	Spring, Pointer Return	1
12	AW4/8	Lockwasher, Cam to Bucket	1	26	AW52/6	Pin, Clevis to Pointer	1
13	M551515	Cam Assembly (including Items 14 and 18)	1	27	AW32/77	Grease Fitting, Pointer	1

† — Not Illustrated

WHEN ORDERING PARTS, ALWAYS STATE MODEL AND SERIAL NO. OF MACHINE



TP 1147.

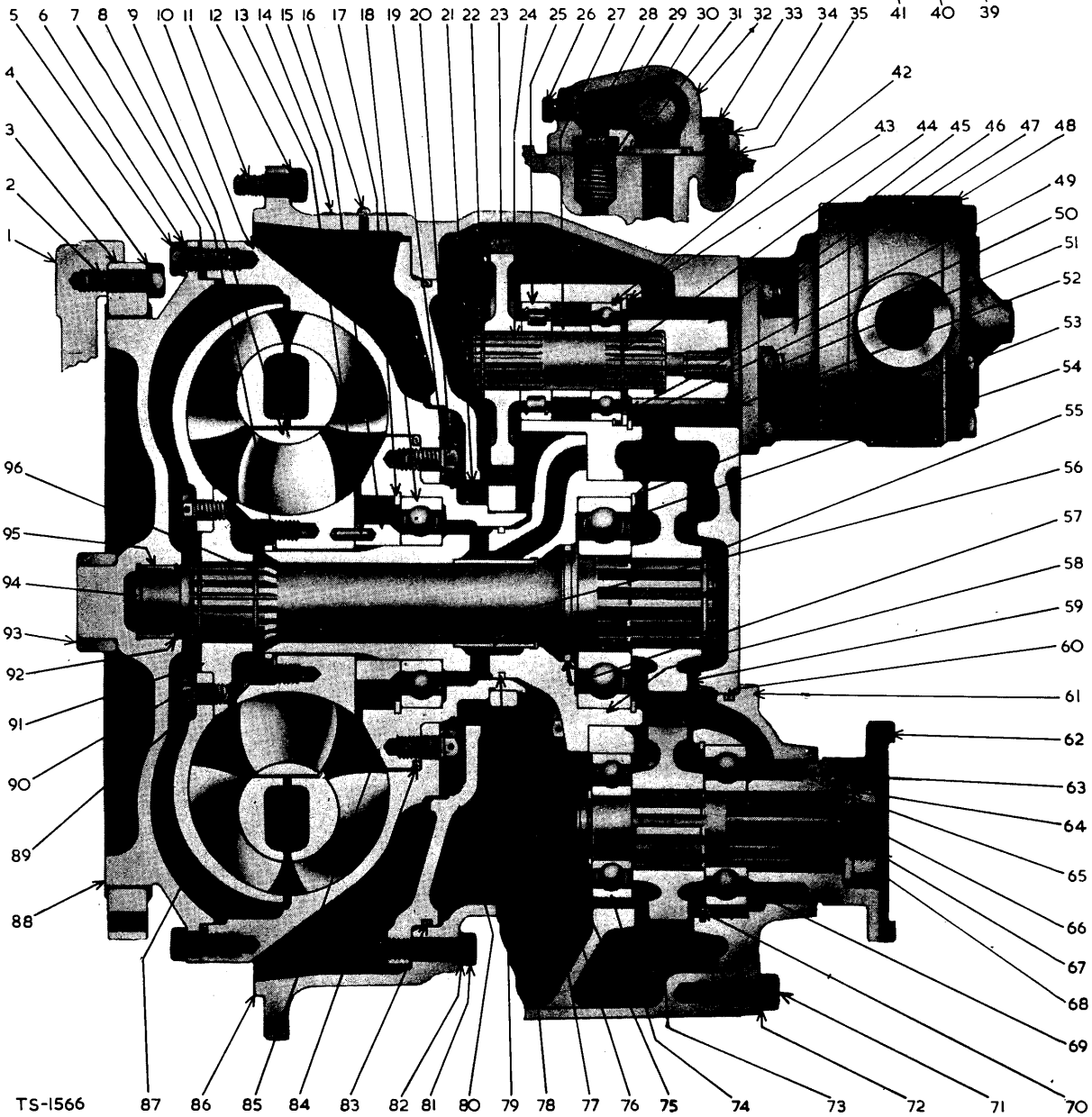

CAB ASSEMBLY (SIDE ENTRY)

Item No.	Description	No. Req'd.	55A
A	Cab Assembly (including Items 1 thru 37)	1	AW201979
1	Door, R.H. Panel	1	AW207332
2	Glass, Quarter Panel	2	AW202759
3	Surround, Window	2	AW202760/70"
4	Hinge Bar, Rear Window	1	AW207333
5	Rubber Weather Strip, Rear Window	1	AW207334
6	Quadrant Assembly, Rear Window	2	AW202763
7	Frame, Rear Window	1	AW207335
7A	Rubber Weather Seal, Rear Window, Sides and Bottom	1	AW207336
8	Bolt, Hinge Bar to Cab	6	AW22/8
9	Glass, Rear Window	1	AW207337
10	Nut, Nyloc, Hinge Bar to Cab	6	AW25/42
11	Cab (see Item 'A')	—	—
12	Bracket (see Item 6)	—	—
13	Glass, Curved Roof Window	1	AW202769
14	Surround, Curved Roof Window	1	AW202770/52"
15	Door, L.H. Panel	1	AW207338
16	Surround, Upper Door Window (L.H. & R.H.)	2	AW202760/81"
17	Glass, Upper Door Window (L.H. & R.H.)	2	AW207339
18	Pivot Bar Assembly (L.H. Door only)	1	AW201980
19	Lockwasher	5	AW4/5
20	Nut, Pivot Bar to Door	5	AW6/66
21	Glass, Lower Door Window (L.H. & R.H.)	2	AW207340
22	Surround, Lower Door Window (L.H. & R.H.)	2	AW202760/36"
23	Bolt, Pivot Bar to L.H. Door Window	4	AW55/304
24	Bolt, Pivot Bar to L.H. Door Window	1	AW55/307
25	Setscrew, Cab to Shroud	5	AW56/307
26	Sealing Strip P.V.C. (1/4" Beaded)	1	—
27	Nut, Cab to Shroud	5	AW6/67
28	Lockwasher, Cab to Shroud	5	AW4/6
29	Glass, Front Windshield	1	AW207341
30	Surround, Front Windshield	1	AW202760/102"
31	Bush, Door Hinge Adjusting	1	AW201737
32	Clamp Plate, Adjusting Bush	1	AW201738
32A	†Setscrew, Clamp Plate	4	AW55/605
33	Washer, Special—Door Pivot	1	AW203761
33A	†Lockwasher, Door Pivot Retaining	1	AW4/5
34	Setscrew, Door Pivot Retaining	1	AW58/302
35	Setscrew, Cab to Hood and Frame	2	AW58/308
36	Rubber Strip, Door Cushion	2 sets	AW202778
37	Bolt Assembly (R.H. Door only)	1	AW201736

† Not Illustrated

WHEN ORDERING PARTS, ALWAYS STATE MODEL AND SERIAL NO. OF MACHINE

REAR VIEW OF CONVERTER



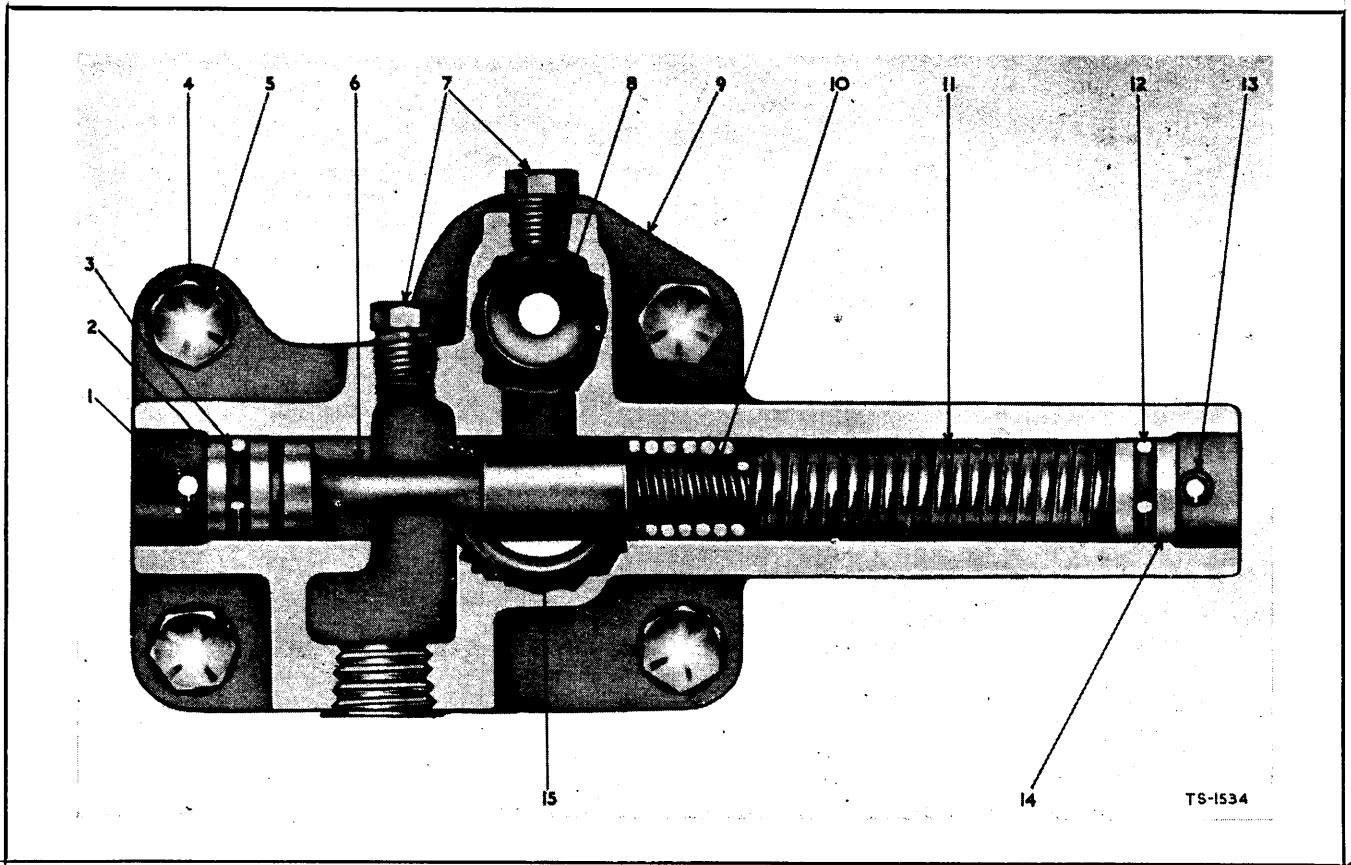
TORQUE CONVERTER ASSEMBLY

Item No.	Part No.	Description	No. Req'd.	Item No.	Part No.	Description	No. Req'd.
A	M281022	Converter Assembly (C-272-2) (including Items 3, 5 thru 96)	1	47	M207647	Stud, Pump	6
1		Flywheel, Engine		48	450012	Pump, Converter Steering	1
2	M224795	Bolt, Ring Gear to Flywheel	8	49	M214929	Washer, Pump Shaft	3
2A	M28H-18200	Lockwire	4	50	M713186	Ring, Washer Retaining	3
2B	M662481	Washer	8	51	M4E-06	Lockwasher, Pump Stud	6
3	M215264	Gear, Ring	1	52	M551906	Gasket, Pump Mounting	1
4	AW4/6	Washer, Ring Gear (Ford Engine)	1	53	M214953	Ring, Bearing Retainer	1
5	MIC-616	Bolt, Impeller to Cover	24	54	M742002	Bearing, Turbine Shaft	1
6	M4E-06	Lockwasher, Impeller to Cover	24	55	M224026	Ring, Gear Snap	1
7	M214939	"O" Ring, Impeller to Cover	1	56		§Sleeve, Stator Support (included in Item 58)	1
8	M743035	Ring, Reaction Member Re- taining	1	57	M222079	Ring, Turbine Shaft Sealing	1
9	M214921	Member, Reaction	1	58	M214932	Stator Support Assembly (in- cluding Item 56)	1
10	M214920	Impeller	1	59	M214935	Gear, Turbine Shaft	1
11	AW56/606	Bolt, Converter to Engine (Ford)	12	60	M25K-40512	"O" Ring, Bearing Retainer	1
11A	AW14/3	Bolt, Converter to Engine (Leyland)	12	61	M214942	Retainer, Bearing	1
12	M4E-06	Lockwasher, Converter to Engine	12	62	M214940	Flange, Companion	1
13	M658244	Pin, Spacer to Reaction Member Lock	1	63	M206864	Seal, Oil	1
14	M220725	Plate, Name	1	64	M102745	Washer, Output Shaft	1
15	M214934	Spacer, Reaction Member	1	65	M25K-40112	"O" Ring, Companion Flange	1
16	M207873	Screw, Name Plate Drive	2	66	M1F-424	Pin, Cotter	1
17	M214953	Ring, Impeller Hub Bearing Retainer	1	67	M214937	Shaft, Output	1
18	M214596	Bearing, Impeller Hub	1	68	M201951	Nut, Output Shaft	1
19	M619025	Washer, Hub to Impeller Bolt	8	69	M743439	Bearing, Output Shaft Rear	1
20	M4C-714	Bolt, Hub to Impeller Bolt	8	70	M223901	Ring, Bearing Snap	1
21	M214941	Seal, Oil Baffle	1	71	MIC-720	Bolt, Bearing Retainer	3
22	M711298	Ring, Gear Retainer	3	71A	M214730	Stud, Bearing Retainer	2
23	M214931	Gear, Pump Drive (39T)	3	71B	8D-07	Nut, Bearing Retainer	2
24	M214928	Shaft, Pump Drive	3	72	M4E-07	Lockwasher, Bearing Retainer	5
25	M214936	Bearing, Pump Drive Shaft	3	73	M214938	Gear, Output Shaft	1
26	M40K-02	Plug, Valve Housing Pipe	2	74	M742056	Bearing, Output Shaft Front	1
27	M214930	Spacer, Pump Shaft	3	75	M214955	Ring, Bearing Snap	1
28	M214946	Seat, Safety Valve	1	76	MIC-820	Bolt, Stator Support	6
29	M222318	Plunger, Safety Valve	1	76A	M7E-08	Lockwasher, Stator Support Bolt	6
30	M222312	Spring, Safety Valve	1	77	M224009	Ring, Gear Retaining	1
31	M25K-40104	"O" Ring, Valve to Converter	1	78	M214951	Gear, Impeller Hub (41-T)	1
32		Regulator Valve Assembly (same as Item 37)		79	M221653	Ring, Sealing	1
33	MIC-616	Bolt, Valve Body	4	80	M214925	Baffle, Oil	1
34	M4E-06	Lockwasher, Valve Body	4	81	MIC-628	Bolt, Oil Baffle	3
35	M214949	Gasket, Valve to Converter	1	82	M4E-06	Lockwasher, Oil Baffle	3
36		Shaft, Output (see Item 67)		83	M214939	"O" Ring, Oil Baffle	1
37		Valve Assembly, Pressure Regu- lator (see Index)		84	M25K-40616	"O" Ring, Impeller Hub	1
38		Pad, Pump Mounting		85	M214923	Hub, Impeller	1
39		Pad, Pump Mounting		86	M214950	Housing, Converter	1
40	M13F-16	Plug, Pipe	4	86A	M14F-08	Plug, Pipe	1
41		Pump, Converter Charging (see Index)		86B	M40K-02	Plug, Pipe	1
42	M214954	Ring, Bearing Snap	3	86C	M13F-20	Plug, Pipe	1
43	M214956	Bearing, Shaft	3	87	M222684	Turbine	1
44	M224039	Ring, Bearing Retainer	3	88	M214922	Cover, Impeller	1
45	M214961	Sleeve, Pump Drive Adapter	1	89	M619023	Washer, Turbine Hub Bolt	8
46	M8D-06	Nut, Pump Stud	6	90	M209313	Bolt, Turbine to Hub	8
				91	M214924	Hub, Turbine	1
				92	M666542	Ring, Bearing Retainer	1
				93	M222006	Sleeve	1
				94	M214933	Shaft, Turbine	1
				95	M214988	Bearing, Impeller Cover	1
				96	M659065	Ring, Turbine Hub Snap	2

§ — Not Sold Separately

WHEN ORDERING PARTS, ALWAYS STATE MODEL AND SERIAL NO. OF MACHINE



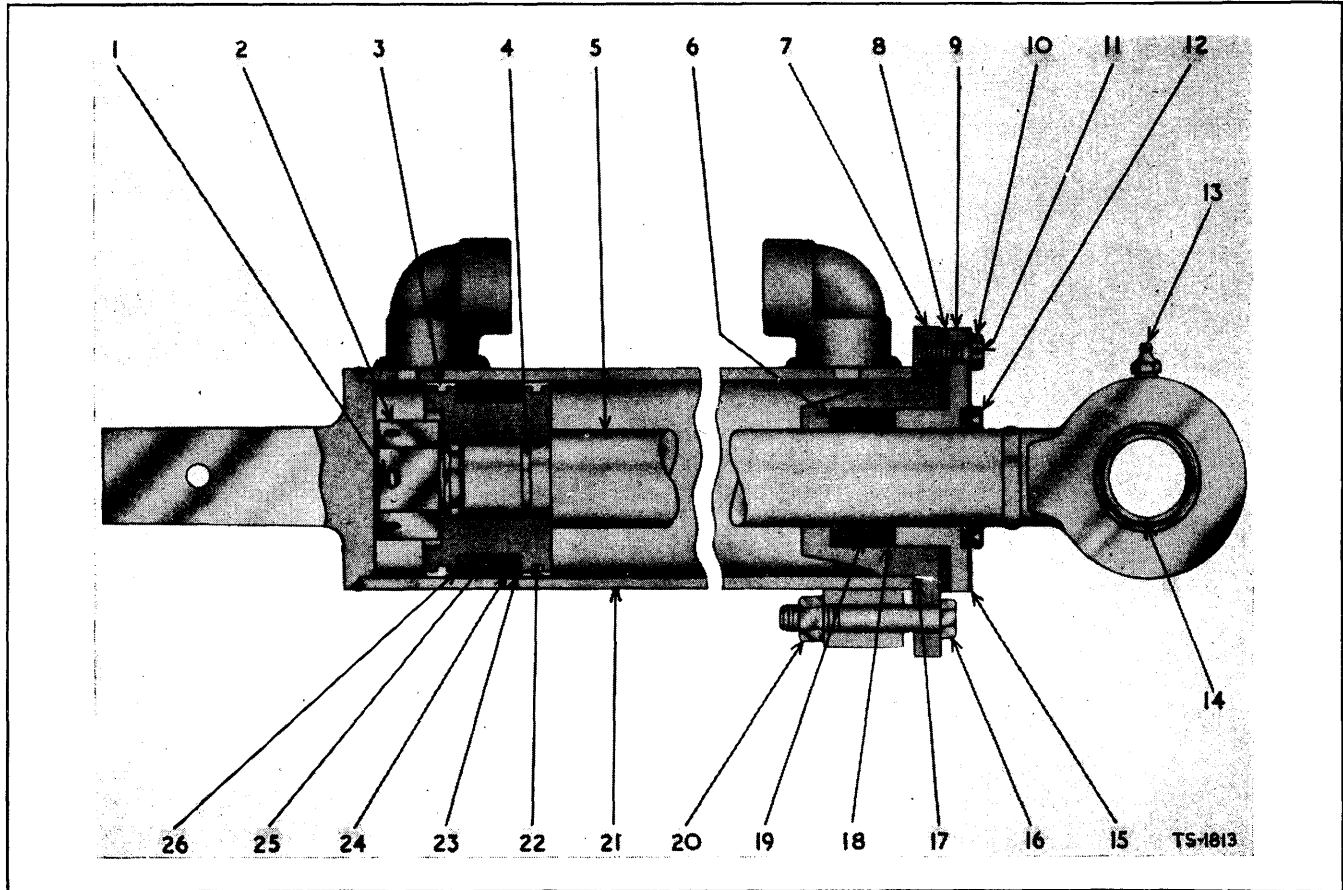


PRESSURE REGULATOR VALVE ASSEMBLY

Item No.	Part No.	Description	No. Req'd.	Item No.	Part No.	Description	No. Req'd.
A	M214969	Valve Assembly, Pressure Regulator (including Item 1 thru 3, 6, 8 thru 16)	1	9		§Body, Valve (see Item 16)	1
1	M660178	Pin, Piston Stop	1	10	M220981	Spring, Valve—Inner	1
2	M220983	Stop, Piston	1	11	M220982	Spring, Valve—Outer	1
3	M25K-30018	"O" Ring, Piston Stop	1	12	M25K-30018	"O" Ring, Piston Stop	1
4	MIC-616	Bolt, Valve to Converter	4	13	M660178	Pin, Piston Stop	1
5	M4E-06	Lockwasher, Valve to Converter	4	14	M220983	Stop, Piston	1
6		§Piston, Valve (see Item 16)	1	15	M25K-40104	"O" Ring, Valve to Converter	1
7	M40K-02	Plug, Valve Housing Pipe	2	16	M801101	†Housing and Piston Assembly (including Items 6 and 9)	1
8	M214946	Seat, Safety Valve	1	17	M214949	†Gasket, Valve to Housing	1

† — Not Illustrated
§ — Not Sold Separately

WHEN ORDERING PARTS, ALWAYS STATE MODEL AND SERIAL NO. OF MACHINE



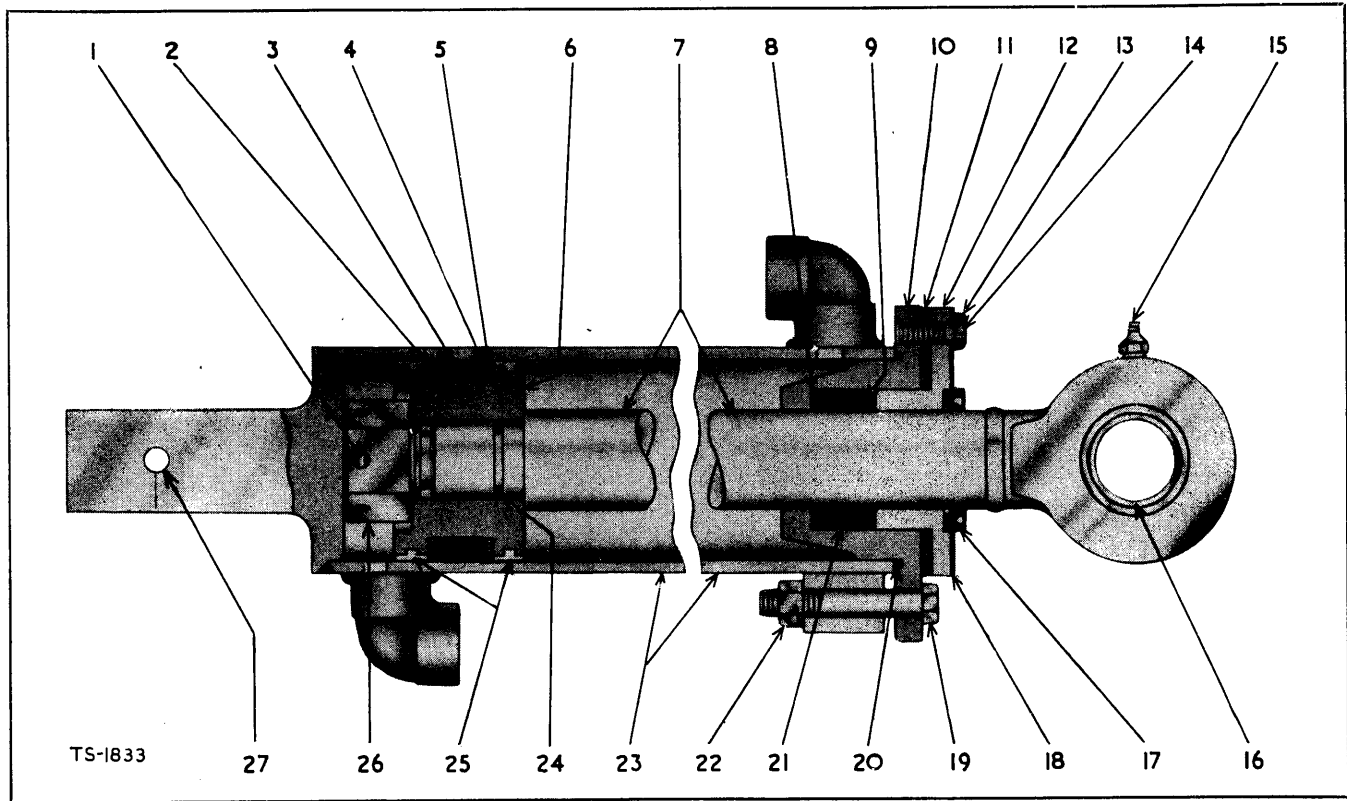
BOOM CYLINDER ASSEMBLY

Item No.	Part No.	Description	No. Req'd.	Item No.	Part No.	Description	No. Req'd.
A	M523118	Cylinder Assembly (including Items 1 thru 26)	1	15	M512797	Retainer, Piston Rod Wiper	1
1	AW5/115	Split Pin, Piston Rod Nut	1	16	AW85/315	Bolt, Cylinder Cap	4
2	M517298	Nut, Piston Rod	1	17	AW10/165	"O" Ring, Cylinder Cap	1
3	M552767	Ring, Piston Wear	2	18	M520399	Adaptor, Female Chevron Packing	2
4	AW10/36	"O" Ring, Piston Rod	1	19	M520401	Packing, Cylinder Cap	4
5	M523123	Rod Assembly (including Items 13, 14)	1	20	UFN107/R	Nut, Cylinder Cap	4
6	M520400	Adaptor, Male Chevron Packing	2	21	M523119	Cylinder	1
7	M526450	Cap, Cylinder	1	22	M512789	Piston	1
8	M517581	†Shim, Packing Gland	—	23	M520405	†Shim, Piston Packing	—
9	M526451	Gland, Packing	1	24	M527497	Adaptor, Female Chevron Packing	2
10	AW202910	Bolt, Packing Gland	4	25	M520404	Packing, Piston	4
11	M28H-16130	Lockwire, Packing Gland Bolt	2	26	M527496	Adaptor, Male Chevron Packing	2
12	M941568	Wipers, Piston Rod	1	27	AW14/314	†Bolt, Pivot Shaft to Cylinder	1
13	AW32/49	Fitting, Piston Rod Grease	1	28	AW6/67	†Nut, Pivot Shaft to Cylinder	1
14	M552766	Bushing, Piston Rod	1	29	AW4/6	†Lockwasher, Pivot Shaft to Cylinder	1

Note.—2 Cylinders used on machine—Quantity Indicated is for 1 Cylinder

† — As Required
‡ — Not Illustrated

WHEN ORDERING PARTS, ALWAYS STATE MODEL AND SERIAL NO. OF MACHINE



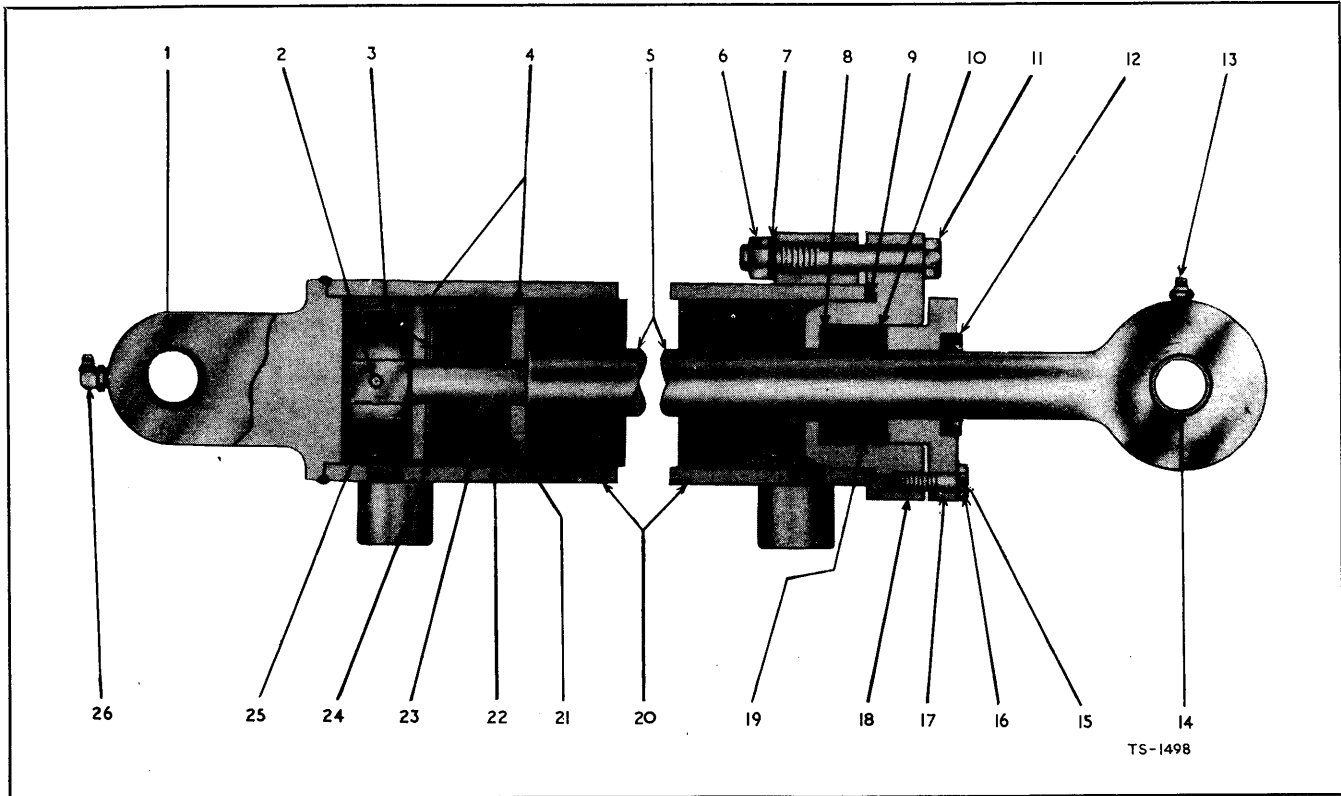
BUCKET CYLINDER ASSEMBLY

Item No.	Part No.	Description	No. Req'd.	Item No.	Part No.	Description	No. Req'd.
A	M523110	Cylinder Assembly (including Items 1 thru 27)	1	12	M526451	Gland, Packing	1
1	AW5/115	Split Pin, Piston Rod Nut	1	13	AW202910	Bolt, Packing Gland	4
2	M527496	Adaptor, Male Chevron Packing	2	14	M28H-16130	Lockwire	2
3	M520404	Packing, Piston	4	15	AW32/77	Fitting, Piston Rod Grease	1
4	M527497	Adaptor, Female Chevron Packing	2	16	M552766	Bushing, Piston Rod	1
5	M520405	‡Shim, Piston Packing		17	M941568	Wiper, Piston Rod	1
6	M512789	Piston	1	18	M512797	Retainer, Piston Rod Wiper	1
7	M523114	Rod Assembly, Piston (including Items 15, 16)	1	19	AW85/315	Bolt, Cylinder Cap	4
8	M520400	Adaptor, Male Chevron Packing	2	20	AW10/165	"O" Ring, Cylinder Cap	1
9	M520399	Adaptor, Female Chevron Packing	2	21	M520401	Packing, Cylinder Cap	4
10	M526450	Cap, Cylinder	1	22	UFN107/R	Nut, Cylinder Cap	4
11	M517581	‡Shim, Packing Gland		23	M523111	Cylinder	1
				24	AW10/36	"O" Ring, Piston Rod	1
				25	M552767	Ring, Piston Wear	2
				26	M517298	Nut, Piston Rod	1
				27	AW32/78	Fitting, Cylinder Grease	1

Note.—2 Cylinders used on machine—Quantity indicated is for 1 Cylinder

‡ — As Required

WHEN ORDERING PARTS, ALWAYS STATE MODEL AND SERIAL NO. OF MACHINE



STEERING CYLINDER ASSEMBLY

Item No.	Part No.	Description	No. Req'd.	Item No.	Part No.	Description	No. Req'd.
A	M526406	Cylinder Assembly (including Items 1 thru 26)	1	14	M659848	Bushing, Piston Rod	1
1	M659848	Bushing, Cylinder	1	15	M28H-16130	Lockwire, Packing Gland Bolt	2
2	AW5/92	Cotter, Piston Rod Nut	1	16	AW202909	Bolt, Packing Gland	4
3	M526424	‡Shim, Chevron Backing Plate	1	17	M526414	Gland, Packing	1
4	M526423	Plate, Chevron Backing	2	18	M526413	Cap, Cylinder	1
5	M526411	Rod, Piston	1	19	M526421	Packing, Cylinder Cap	4
6	UFN106/R	Nut, Cylinder Cap	4	20	M526407	Cylinder	1
7	M4E-06	Lockwasher, Cylinder Cap (omit)	4	21	M526422	Sleeve, Piston	1
8	M526419	Adapter, Male Chevron Packing	2	22	M526417	Adapter, Female Chevron Packing	1
9	AW10/67	"O" Ring, Cylinder Cap	1	23	M526418	Packing, Piston	4
10	M526420	Adapter, Female Chevron Packing	2	24	M526416	Adapter, Male Chevron Packing	1
11	AW84/314	Bolt, Cylinder Cap	4	25	M523325	Nut, Piston Rod	1
12	M526415	Seal, Piston Rod Oil	1	26	M12H-25	Fitting, Cylinder Grease	1
13	AW32/49	Fitting, Piston Rod Grease	1	27	AW19/308	†Bolt, Cylinder Pivot	2
				28	AW25/98	†Nut, Cylinder Pivot Lock	2

Note.—2 Cylinders used on machine—Quantity indicated is for 1 Cylinder

‡ — As Required
† — Not Illustrated

WHEN ORDERING PARTS, ALWAYS STATE MODEL AND SERIAL NO. OF MACHINE



ENGINE ASSEMBLY (PERKINS 270D) AW206074

All orders for engine assembly or components thereof should be placed with the nearest Perkins Ltd. distributor or dealer. Always give model, specification and serial number of your engine. This data will be found on a nameplate attached to the engine.

ENGINE SUPPORT PARTS

PERKINS 270D

Item No.	Part No.	Description	No. Req'd.
1	AW206112	Engine Mounting Bracket—Rear	2
2	AW206123	Bolt, Mounting—Rear	4
3	AW25/122	Nut, Self Locking	4
4	AW3/24	Washer, Taper	4
5	AW206118	Engine Mounting Bracket—Front	1
6	AW206124	Bolt, Mounting—Front	2
7	AW25/122	Nut, Self Locking	2
8	AW3/24	Washer, Taper	2
9		Stud, Front Bracket to Engine (see Engine Spares)	8
10		Nut (see Engine Spares)	8
11		Washer (see Engine Spares) ..	8

Item No.	Part No.	Description	No. Req'd.
12	AW58/304	Setscrew, Rear Bracket to Flywheel Housing	8
13	AW4/8	Washer, Spring	8
14	AW56/307	Setscrew, Torque Converter to Flywheel Housing	12
15	AW4/6	Washer, Spring	12
16	AW206106	Rubber, Load, Engine Mounting	6
17	AW206107	Rubber, Rebound, Engine Mounting	6

ENGINE ACCESSORIES

18	AW200221	Sender Unit, Engine Temperature	1
----	----------	---------------------------------------	---

WHEN ORDERING PARTS, ALWAYS STATE MODEL AND SERIAL NO. OF MACHINE

ENGINE ASSEMBLY (FORD 4D) AW202105

All orders for engine assembly or components thereof should be placed with the nearest Ford Motor Company or dealer. Always give model, specification and serial number of your engine. This data will be found on a nameplate attached to the engine.

**ENGINE SUPPORT PARTS
(FORD 4D)**

Item No.	Part No.	Description	No. Req'd.	Item No.	Part No.	Description	No. Req'd.
1	AW202448	Bracket, Engine Mounting Front—R.H.....	1	13	UFN108/A	Nut, Front Mounting Plate to Frame.....	4
2	AW202449	Bracket, Engine Mounting Front—L.H.....	1	14	UFB106/9R	Bolt, Metacone Attachment.....	8
3	AW202453	Bracket Plate, Metacone to Frame—Front (including Items 4 and 5).....	2	15	AW4/6	Lockwasher, Metacone Attachment.....	8
4	UFB110/38T	Bolt, Metacone to Bracket Plate.....	2	16	UFN106/A	Nut, Metacone Attachment.....	8
5	AW25/97	Nut, Metacone to Bracket Plate.....	2	17	AW202444	Mounting Bracket, Engine—Rear.....	1
6	AW202484	Metacone Mounting (including Item 7).....	2	18	AW58/304	Bolt, Rear Bracket to Engine.....	6
7	AW201198	Rebound Washer.....	2	19	AW4/8	Lockwasher, Rear Bracket to Engine.....	6
8	AW57/604	Bolt, Front Bracket to Engine.....	8	20	AW6/69	Nut, Rear Bracket to Engine.....	6
9	AW4/7	Lockwasher, Front Bracket to Engine.....	8	21	AW202485	Metalastic Mounting, Rear.....	2
10	UFB108/12R	Bolt, Front Mounting Plate to Frame.....	4	22	UFS106/7R	Bolt, Rear Mounting Attachment.....	4
11	AW4/8	Lockwasher, Front Mounting Plate to Frame.....	4	23	UFS106/8R	Bolt, Rear Mounting Attachment.....	4
12	AW3/4	Washer, Taper Front Mounting Plate to Frame.....	4	24	AW4/6	Lockwasher, Rear Mounting Attachment.....	8
				25	UFN106/A	Nut, Rear Mounting Attachment.....	8

**ENGINE ACCESSORIES
(FORD 4D)**

Item No.	Part No.	Description	No. Req'd.	Item No.	Part No.	Description	No. Req'd.
1	AW204988	Adaptor S.A.E. 3.....	1	10	AW204997	Washer, Dowty, Drain Plug Sleeve.....	1
2	AW204989	Bolt, Adaptor to Engine.....	15	11	AW204998	Sleeve, Sump Drain.....	1
3	AW204990	Spring Washer, Adaptor Engine.....	15	12	AW204999	Cap, Oil Filter.....	1
4	AW204991	Dowel Adaptor to Engine.....	2	13	AW205000	Oil Neck.....	1
5	AW204992	Shakeproof Washer, Flywheel to Engine.....	6	14	AW205001	Washer, Drain Plug.....	1
6	AW204993	Flywheel Fixing Bolt.....	6	15	AW205002	Drain Plug.....	1
7	AW204994	Engine Flywheel (Machined).....	1	16	AW205003	Stop Control Assembly.....	1
8	AW204995	Ford Sump (Machined).....	1	17	AW200221	Sender Unit Engine Temperature.....	1
9	AW204996	Nut, Drain Plug Sleeve.....	1				

WHEN ORDERING PARTS, ALWAYS STATE MODEL AND SERIAL NO. OF MACHINE

ENGINE ASSEMBLY (LEYLAND 250) AW202102

All orders for engine assembly or components thereof should be placed with the nearest Leyland Company distributor or dealer. Always give model, specification and serial number of your engine. This data will be found on a nameplate attached to the engine.

**ENGINE SUPPORT PARTS
(LEYLAND 250)**

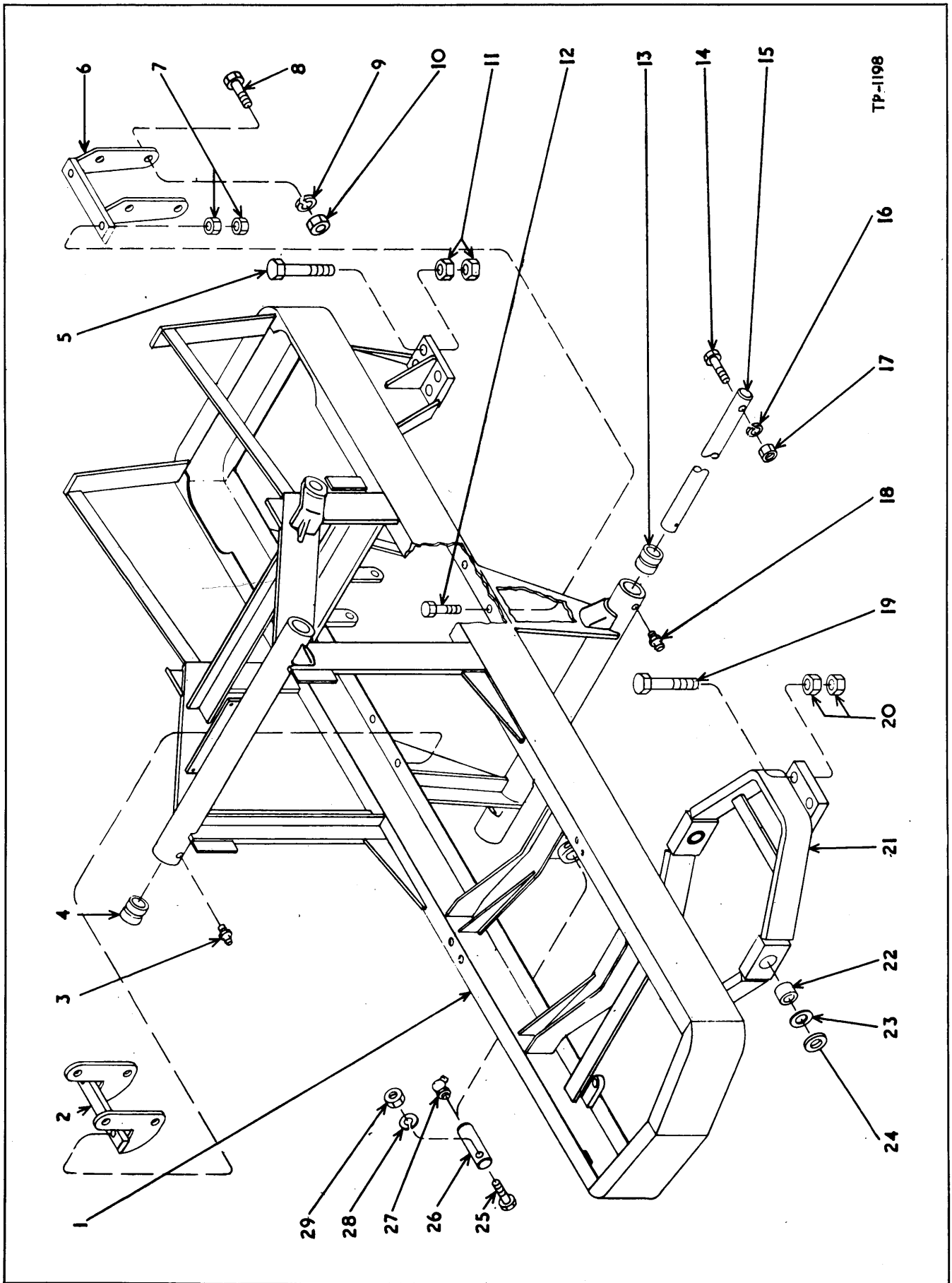
Item No.	Part No.	Description	No. Req'd.	Item No.	Part No.	Description	No. Req'd.
1	3202508	Bracket, Engine Support Front (R.H.)	1	25	UFN107/A	Nut, Rear Bracket to Engine Plate	2
1A	3203882	Bracket, Engine Support Front (L.H.)	1	26	AW4/7	Lockwasher, Rear Bracket to Engine Plate	2
2	AW202512	Engine Support Bracket, Front -To Frame (including Items 3 and 4)	2	27	UFB108/16R	Bolt, Rear Angle Bracket to Crossmember	4
3	AW25/97	Nut, Metacone Attachment	2	28	AW202532	Collar, Rear Angle Bracket to Crossmember	4
4	18C-1076	Bolt, Metacone Attachment	2	29	AW4/8	Lockwasher, Rear Angle Bracket to Crossmember	4
5	AW202484	Metacone Mounting (including Item 6)	2	30	UFN108/A	Nut, Rear Angle Bracket to Crossmember	4
6	AW201198	Rebound Washer	2	31	UFS106/7R	Bolt, Metalastic Mounting Attachment	4
7	AW16/2	Bolt, Bracket to Engine-Front	8	32	UFS106/8R	Bolt, Metalastic Mounting Attachment	2
8	AW4/8	Lockwasher, Front Bracket to Engine	8	33	UFS106/7R	Bolt, Metalastic Mounting Attachment	2
9	UFB108/12R	Bolt, Front Bracket to Frame	4	34	UFN106/A	Nut, Metalastic Mounting Attachment	6
10	AW3/4	Washer, Taper Front Bracket to Frame	4	35	AW4/6	Lockwasher, Metalastic Mounting Attachment	8
11	AW4/8	Lockwasher, Front Bracket to Frame	4				
12	UFN108/A	Nut, Front Bracket to Frame	4				
13	UFB106/9R	Bolt, Metacone to Bracket	8				
14	AW4/6	Lockwasher, Metacone to Bracket	8				
15	UFN106/A	Nut, Metacone to Bracket	8				
16	AW202518	Engine Support Bracket, Rear-R.H.	1				
17	AW202514	Engine Support Bracket, Rear-L.H.	1				
18	AW202485	Metalastic Mounting, Rear	2				
19	AW202520	Bracket, Engine Support Angle Rear-R.H.	1				
20	AW202521	Bracket, Engine Support Angle Rear-L.H.	1				
21	UFS106/8R	Bolt, Rear Bracket to Engine Plate	4				
22	UFS107/8R	Bolt, Rear Bracket to Engine Plate	2				
23	UFN106/A	Nut, Rear Bracket to Engine Plate	4				
24	AW4/6	Lockwasher, Rear Bracket to Engine Plate	4				

ENGINE ACCESSORIES

LEYLAND

1	AW200221	Sender Unit, Engine Temperature	1
2	AW200337	Adaptor, Sender Unit to Engine	1

WHEN ORDERING PARTS, ALWAYS STATE MODEL AND SERIAL NO. OF MACHINE



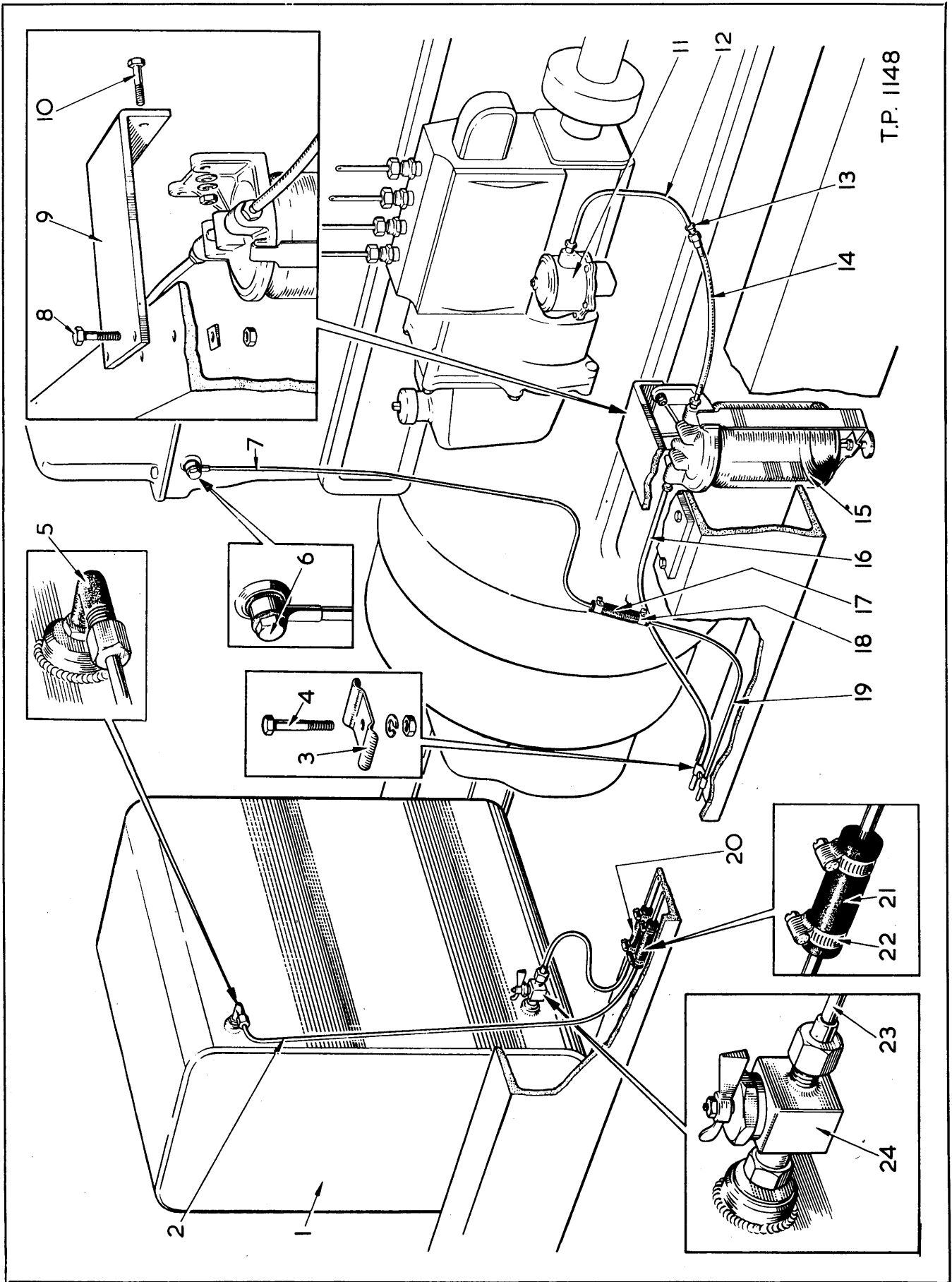
TP-1198

FRAME ASSEMBLY

Item No.	Part No.	Description	No. Req'd.	Item No.	Part No.	Description	No. Req'd.
1A	AW201919	For Ford and Leyland Powered M/c	1	13	M523044	Bushing, Pivot Tube.....	2
1B	AW201920	For Perkins Powered M/c.....	1	14	AW14/320	Bolt, Shaft Retaining.....	2
2	M523593	Bracket, Transmission Mounting—L.H.	1	15	M523081	Shaft, Boom Cylinder to Frame..	1
3	AW32/49	Grease Fitting, Pivot Tube.....	2	16	AW4/6	Lockwasher, Shaft Retaining Bolt.....	2
4	AW206078	Bushing, Pivot Tube.....	2	17	AW6/67	Nut, Shaft Retaining Bolt.....	2
5	UFB112/54V	Bolt, Front Axle to Frame.....	8	18	AW32/49	Grease Fitting, Pivot Tube.....	2
6	M523591	Bracket, Transmission Mounting—R.H.	1	19	UFB112/58V	Bolt, Rear Axle to Frame.....	8
7	UFN308/P	Nut, Bracket to Frame.....	8	20	UFN112/R	Nut, Rear Axle to Frame.....	16
7A	AW2/110	†Washer, Bracket to Frame.....	4	21	M527555	Cradle Assembly, Rear Axle (including Item 22).....	1
7B	AW5/62	†Split Pin	4	22	M550066	Bushing, Cradle.....	2
8	AW18/310	Bolt, Bracket to Transmission....	8	23	M551348	‡Washer, Cradle to Frame.....	—
9	AW4/10	Lockwasher, Bracket to Transmission	8	24	M551347	‡Washer, Cradle to Frame.....	—
10	AW6/71	Nut, Bracket to Transmission....	8	25	AW16/318	Bolt, Cradle Pivot Pin.....	2
11	UFN112/R	Nut, Front Axle to Frame.....	16	26	M523080	Pin, Cradle Pivot.....	2
12	AW46/505	Bolt, Transmission Bracket to Frame	4	27	AW32/71	Grease Fitting, Cradle Pivot Pin	2
				28	AW4/8	Lockwasher, Cradle Pivot Pin....	2
				29	AW6/69	Nut, Cradle Pivot Pin.....	2

† —Not Illustrated
‡ — As Required

WHEN ORDERING PARTS, ALWAYS STATE MODEL AND SERIAL NO. OF MACHINE

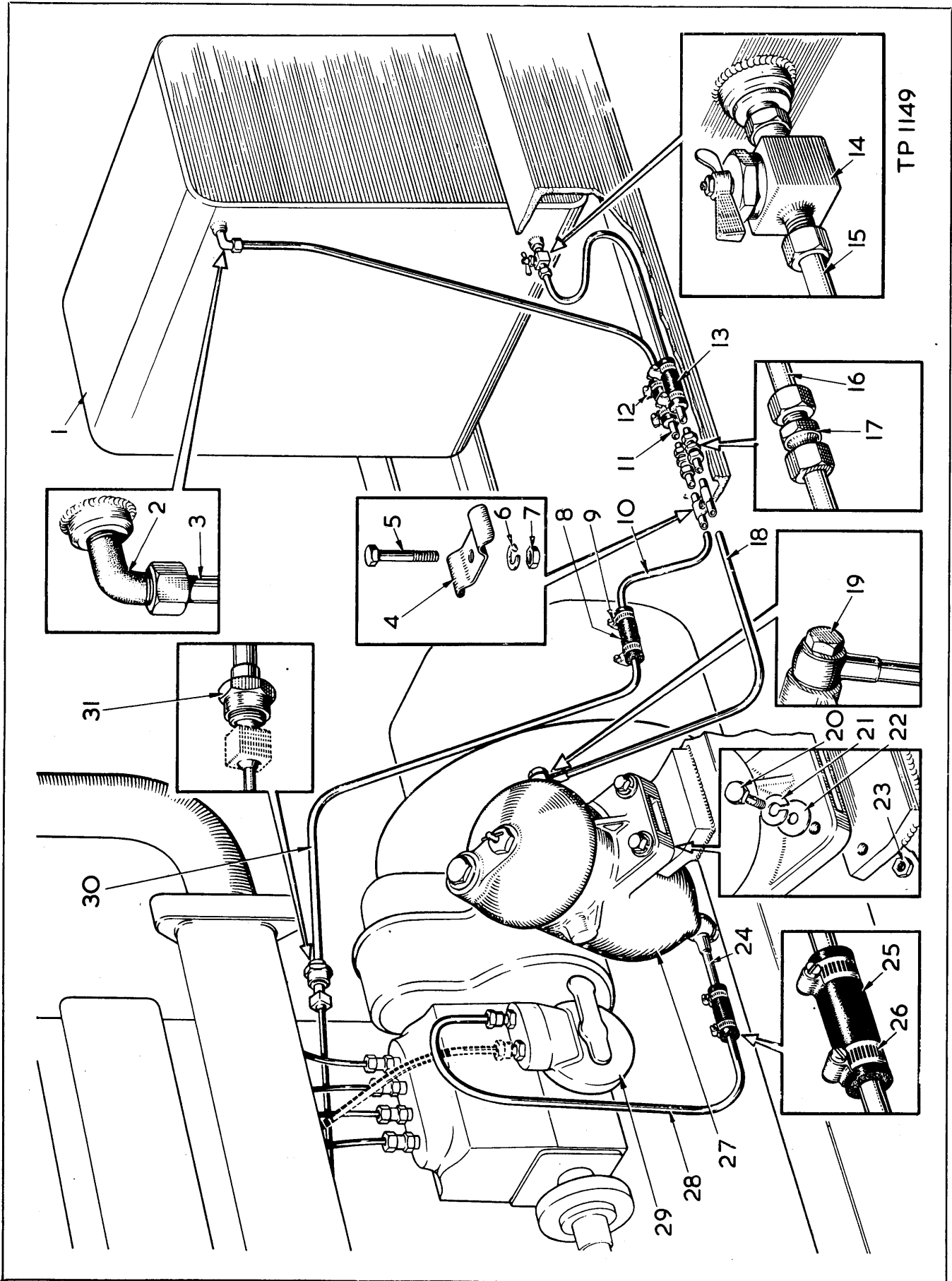


T.P. 1148

FUEL LINES (FORD 4D)

Item No.	Part No.	Description	No. Req'd.	Item No.	Part No.	Description	No. Req'd.
1		Tank, Fuel (see Index)		11		Lift Pump (see Engine Spares List).....	
2	AW202269	Pipe, Leak Back to Tank	1	12	AW202266	Pipe—Flexible Pipe to Lift Pump (including Items 13 and 13A).....	1
3	AW201955	Clip, Pipe	2	13	AW201950	Nut, Pipe	2
4	AW54/306	Bolt, Pipe Clip.....	2	13A	119987-ES	†Ferrule, Pipe	2
4A	AW4/4	Lockwasher	2	14	AW201949	Flexible Pipe—Water Trap to Pipe.....	1
4B	AW6/65	Nut	2	15	AW201962	Trap, Water	1
5	AW201951	Elbow (including Pipe Nut and Nipple).....	1	15A	AW206405	Repair Kit, Water Trap.....	1
5A	M19F-1	Adaptor, Reducing	1	16	AW202265	Pipe—Flexible Connection to Water Trap	1
6	AW201953	Bolt, Banjo	1	16A	AW201950	Nut, Pipe to Water Trap	1
6A	AW201954	Washer, C/A	2	16B	119987-ES	†Ferrule, Pipe to Water Trap	1
7	AW202267	Pipe, Leak Back (including Item 7A)	1	17	AW81/3	Connection, Flexible	1
7A	AW201956	Banjo.....	1	18	AW53/17	Clip, Flexible Connection	2
8	AW14/308	Bolt, Bracket to Frame	2	19	AW202268	Pipe, Leak Back.....	1
8A	AW2/8	†Washer, Plain	2	20	AW81/1	Connection, Flexible	1
8B	AW4/6	†Lockwasher	2	21	AW81/2	Connection, Flexible	1
8C	AW3/3	Washer, Taper	2	22	AW53/17	Clip, Flexible Connection	4
8D	AW6/67	Nut	2	23	AW202264	Pipe—Shut-off Valve to Flexible Connection	1
9	AW201967	Bracket, Water Trap	1	24	AW201957	Shut-off Valve (including Pipe Nut and Nipple).....	1
10	AW55/306	Bolt, Water Trap to Bracket.....	2				
10A	AW4/5	Lockwasher	2				
10B	AW6/66	Nut	2				

† — Not Illustrated



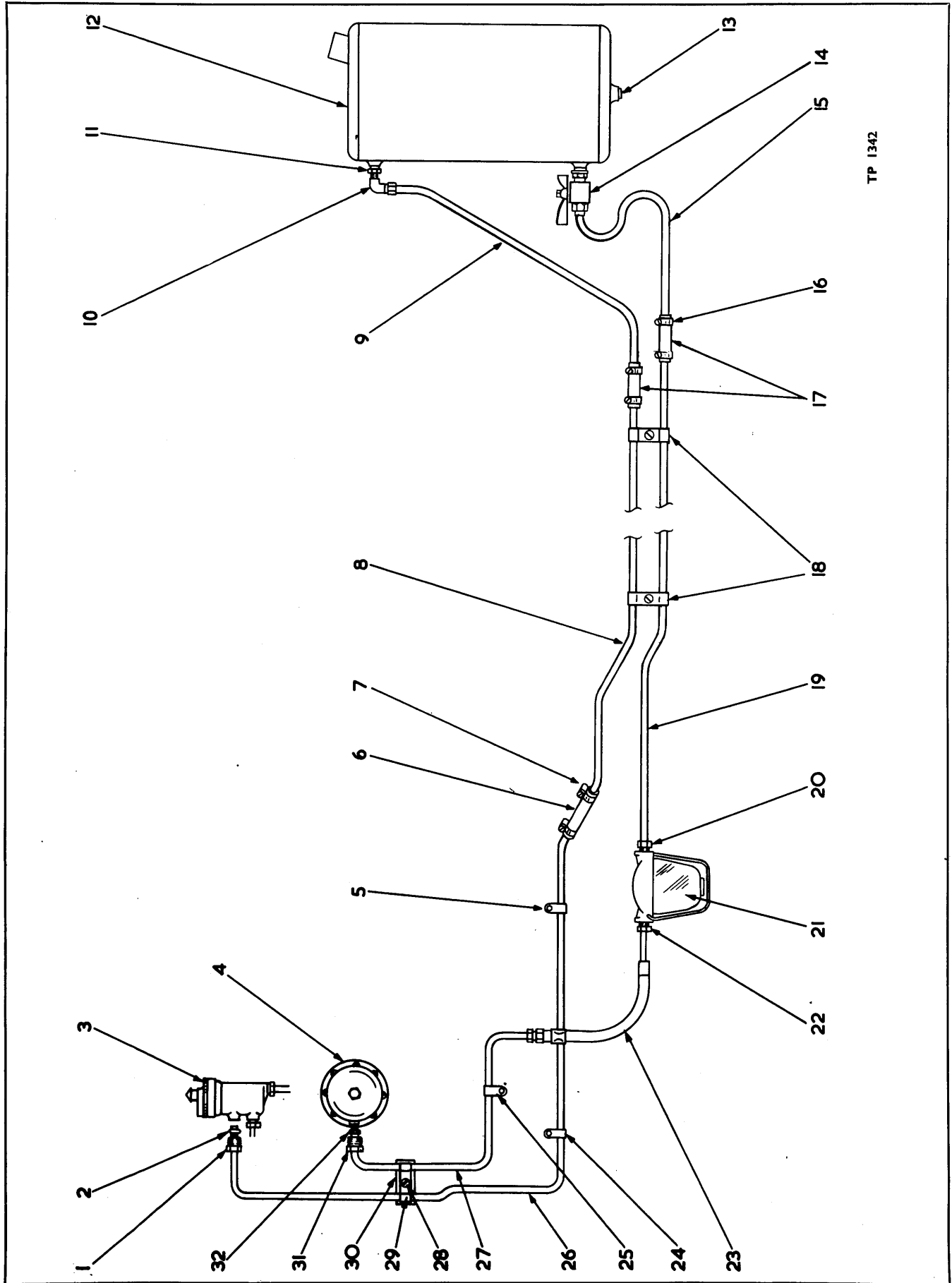
TP 1149

FUEL LINES (LEYLAND EN 250)

Item No.	Part No.	Description	No. Req'd.	Item No.	Part No.	Description	No. Req'd.
1		Tank, Fuel (see Index)		19A	AW200535	Washer, C/A—Banjo	2
2	AW200174	Elbow (including Pipe Nut and Nipple)	1	20	AW57/308	Bolt, Pre-filter Mounting	2
3	AW202601	Pipe, Leak Back to Tank	1	21	AW4/7	Lockwasher	2
4	AW200272	Clip, Pipe	2	22	AW2/9	Washer, Plain	2
5	AW12/303	Bolt, Pipe Clip	2	23	AW6/68	Nut	2
6	AW4/4	Lockwasher	2	24	AW202608	Pipe, Filter to Flexible (including Item 24A)	1
7	AW6/65	Nut	2	24A	AW200522	Banjo, Pipe Connection	1
8	AW200420	Connection, Flexible	1	24B	AW200536	Bolt, Banjo	1
9	AW53/1	Clip, Flexible Connection	2	24C	AW200535	Washer, C/A—Banjo	2
10	AW202603	Pipe, Leak Back	1	25	AW200420	Connection, Flexible	1
11	AW202602	Pipe, Leak Back	1	26	AW53/1	Clip, Flexible Connection	2
12	AW53/1	Clip, Flexible Connection	4	27	AW200305	Pre-Filter	1
13	AW201412	Connection, Flexible	2	27A	AW200851	†Cartridge Kit, Pre-filter	1
14	AW200097	Shut-off Valve (including Pipe Nut and Nipple)	1	28	AW202609	Pipe, Flexible to Lift Pump (including Items 28A and 28B)	1
15	AW202605	Pipe, Shut-off Valve to Flexible Connection	1	28A	AW200422	†Nipple, Cone	1
16	AW202606	Pipe, Flexible to Double-end Union	1	28B	AW200421	Nut	1
17	AW200271	Union, Double-end (including Nuts and Olives)	2	29		Lift Pump (see Engine Spares List)	
18	AW202607	Pipe, Double-end Union to Pre-Filter (including Item 18A)	1	30	AW202604	Pipe, Flexible to Engine Leak Back (including Items 31 and 31A)	1
18A	AW200522	Banjo, Pipe Connection	1	31	AW200421	Nut	1
19	AW200536	Bolt, Banjo	1	31A	AW200422	†Nipple, Cone	1

† — Not Illustrated

WHEN ORDERING PARTS, ALWAYS STATE MODEL AND SERIAL NO. OF MACHINE



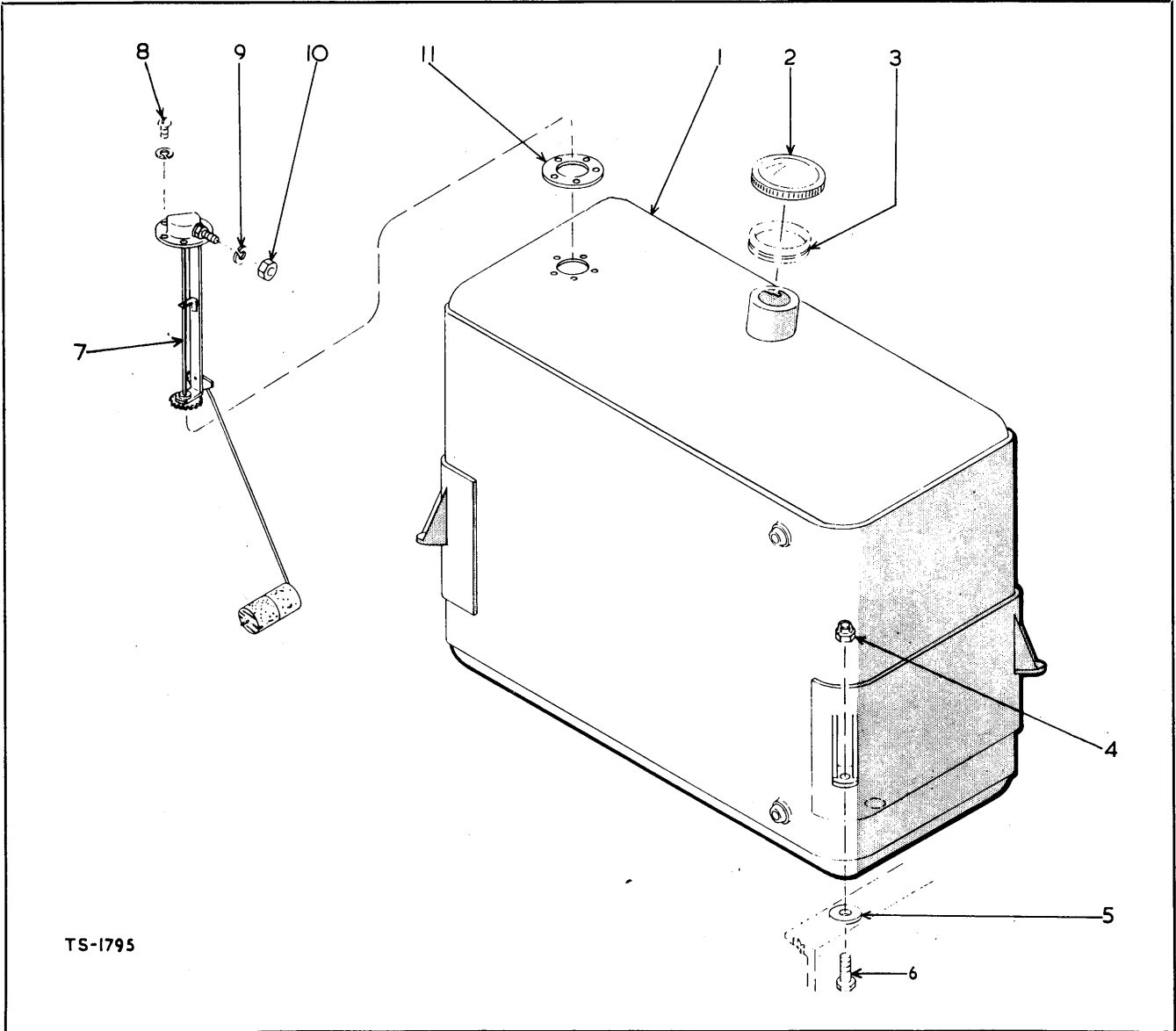
TP 1342

FUEL LINES (PERKINS 270D)

Item No.	Part No.	Description	No. Req'd.	Item No.	Part No.	Description	No. Req'd.
1		Nut, Leak Back (see Engine Spares)	1	21A	AW206405	†Repair Kit, Water Trap.....	1
2		Olive, Leak Back (see Engine Spares)	1	21B	AW201967	†Bracket, Mounting, Water Trap	1
3		Fuel Injector (see Engine Spares)	1	21C	AW55/306	†Bolt, Trap to Bracket	2
4		Lift Pump (see Engine Spares).....	1	21D	AW4/5	†Washer, Trap to Bracket	2
5	M6H-4	Clip, Leak Back Pipe	1	21E	AW6/66	†Nut, Trap to Bracket	2
6	AW81/1	Hose, Connecting, Pipe to Pipe	1	21F	AW14/308	†Bolt, Bracket to Frame	2
7	AW53/17	Clip, Hose to Pipe	2	21G	AW4/6	†Washer, Spring, Bracket to Frame	2
8	AW202252	Pipe, Leak Back, Hose to Hose	1	21H	AW2/8	†Washer, Plain, Bracket to Frame	2
9	AW202274	Pipe, Leak Back, Hose to Elbow	1	21J	AW3/13	†Washer, Taper, Bracket to Frame	2
10	AW206237	Elbow, Leak Back Pipe to Tank	1	21K	AW6/67	†Nut, Bracket to Frame	2
11	M19F-1	Reducing Bush, Elbow to Tank	1	22	AW201950	Nut, Hose Retaining	2
12		Fuel Tank (see Index)	1	22A	AW201952	†Ferrule	2
13	M13F-04	Plug, Fuel Tank	3	23	AW201949	Hose, Water Trap to Pipe	1
14	AW201957	Valve, Shut-off	1	24	M6H-4	Clip, Leak Back Pipe	1
15	AW202254	Pipe, Supply, Shut-off Valve to Hose	1	25	M6H-4	Clip, Supply Pipe	1
16	AW53/17	Clip, Hose to Pipe	4	26	AW202251	Pipe, Leak Back, Hose to Fuel Injector	1
17	AW81/1	Hose, Pipe to Pipe	2	27	AW202253	Pipe, Supply, Hose to Lift Pump	1
18	AW201955	Double Pipe Clip	3	28	AW54/306	Bolt, Pipe Clip	2
18A	AW54/306	†Bolt, Clip to Frame	3	28A	AW4/4	†Washer, Pipe Clip	2
18B	AW4/4	†Springwasher, Clip to Frame....	3	28B	AW6/65	†Nut, Pipe Clip	2
18C	AW6/65	†Nut, Clip to Frame	3	29	AW201955	Double Pipe Clip	2
19	AW202255	Pipe, Hose to Water Trap (inc. 20 & 20A)	1	30	AW206236	Plate, Double Pipe Clip	2
20	AW201950	Nut, Pipe to Water Trap	1	31	AW201950	Nut, Supply Pipe to Lift Pump	1
20A	AW201952	†Ferrule	1	32	AW201952	Ferrule, Supply Pipe to Lift Pump	1
21	AW201962	Water Trap	1				

† — Not Illustrated

WHEN ORDERING PARTS, ALWAYS STATE MODEL AND SERIAL NO. OF MACHINE



TS-1795

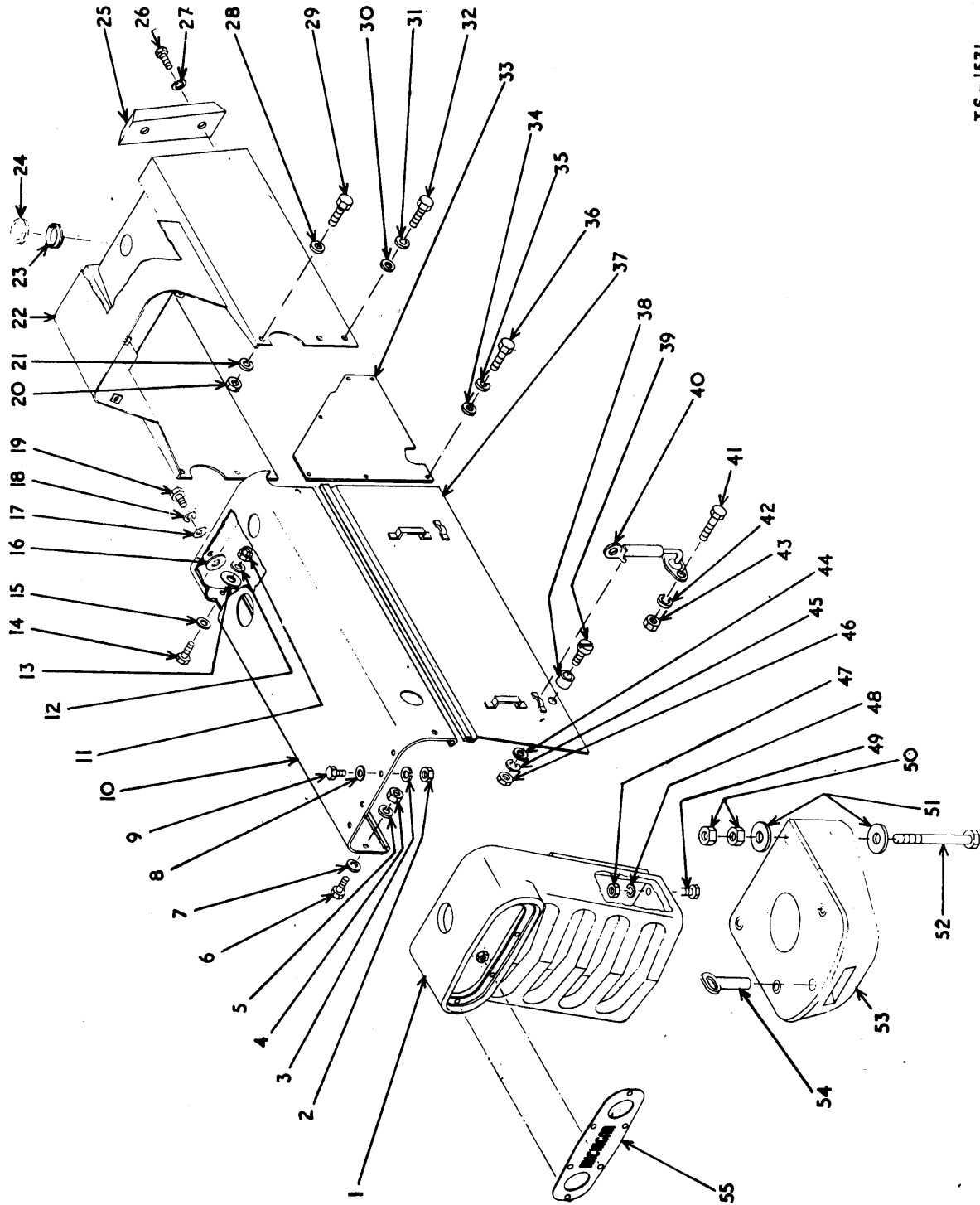
FUEL TANK AND MOUNTINGS

Item No.	Part No.	Description	No. Req'd.	Item No.	Part No.	Description	No. Req'd.
1	AW201820	Tank; Fuel	1	7	AW201978	Gauge Unit, Fuel Tank	1
2	AW201026	Cap, Filler	1	8A	AW22/7	†Screw, Gauge Unit to Tank.....	2
3	M553849 or 525233	Grommet, Filler Neck (see Shroud)	1	8B	3220840	+Washer	2
4	AW6/101	Nut, Tank Mounting	4	8C	3221932	†Washer	4
4A	AW4/8	†Lockwasher, Tank Mounting	4	9	AW4/26	Lockwasher, Gauge Unit Ter- minal	1
5	M518233	Pad, Tank Mounting	4	10	AW23/32	Nut, Gauge Unit Terminal.....	1
6	AW16/604	Bolt, Tank Mounting	4	11	AW200406	Gasket, Gauge Unit to Tank	1
6A	AW3/14	†Washer, Taper—Tank Mounting	4	12	M13F-04	†Plug, Tank Drain.....	1
				13	M13F-04	†Plug, Tank Pipe Fitting	2

† — Not Illustrated

WHEN ORDERING PARTS, ALWAYS STATE MODEL AND SERIAL NO. OF MACHINE

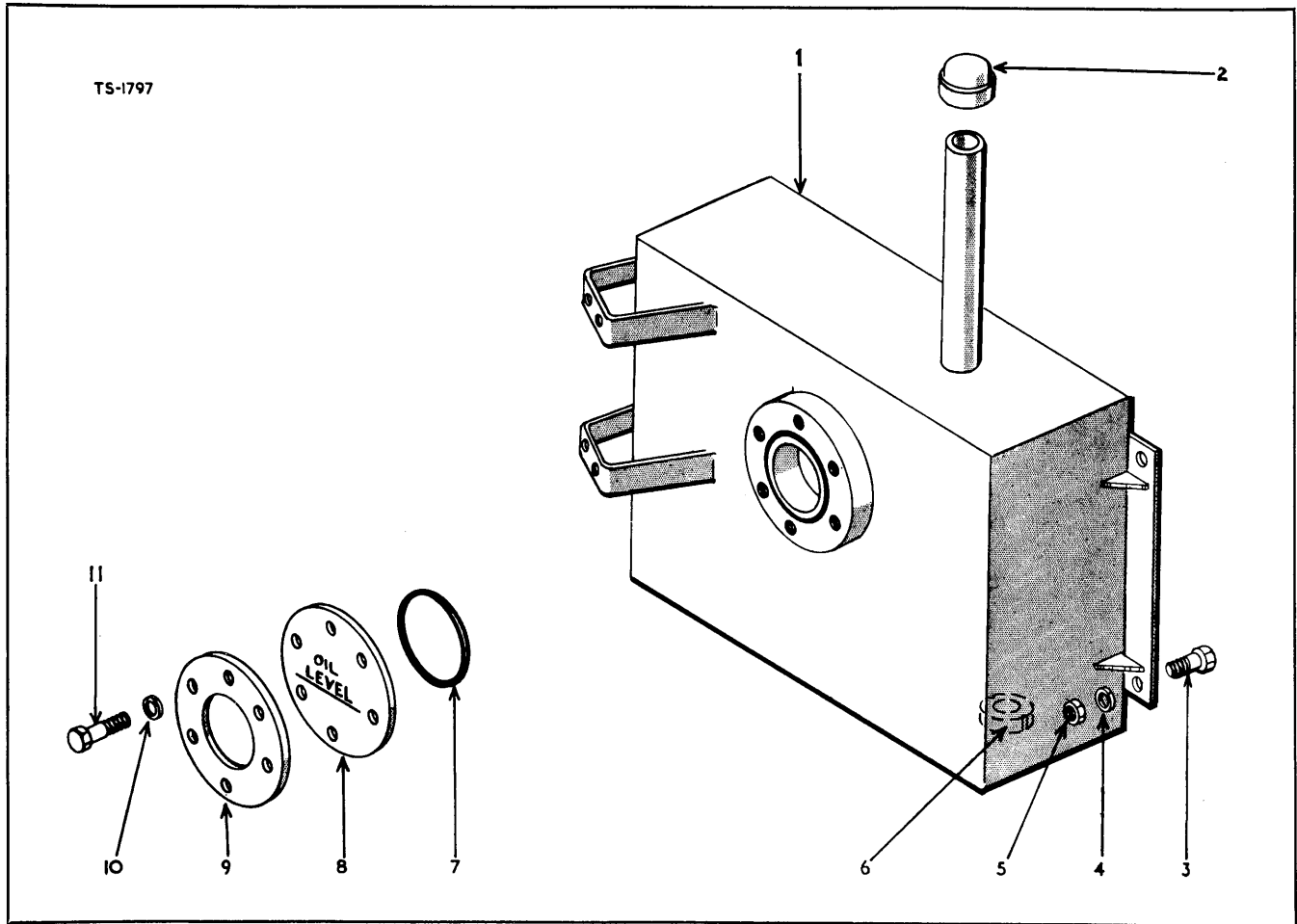
TS-1531



GRILLE, COUNTERWEIGHT AND BODY PANEL ASSEMBLY

Item No.	Part No.	Description	No. Req'd.	Item No.	Part No.	Description	No. Req'd.
1	M550252	Grille	1	30		Washer, Shroud to Frame	
2	AW6/67	Nut, Hood to Grille.....	4		AW2/108	For M/c Serials OS163/1 thru 170, OS173/1 thru 149, and OS174/1 thru 18.....	4
3	AW4/6	Lockwasher	4		AW2/108	For M/c Serials OS163/171 and after, OS173/150 and after and OS174/19 and after.....	2
4	AW6/67	Nut, Hood to Grille.....	2	31		Lockwasher, Shroud to Frame	
5	AW4/6	Lockwasher, Hood to Grille.....	2		AW4/6	For M/c Serials OS163/1 thru 170, OS173/1 thru 149, and OS174/1 thru 18.....	4
6	AW14/302	Bolt, Hood to Grille.....	2		AW4/6	For M/c Serials OS163/171 and after, OS173/150 and after, and OS174/19 and after.....	2
7	AW2/8	Washer, Hood to Grille.....	2	32		Bolt, Shroud to Frame	
8	AW2/8	Washer, Hood to Grille.....	4		AW56/302	For M/c Serials OS163/1 thru 170, OS173/1 thru 149, and OS174/1 thru 18.....	4
9	AW14/302	Bolt, Hood to Grille.....	4		AW56/302	For M/c Serials OS163/171 and after, OS173/150 and after, and OS174/19 and after.....	2
10	AW202463	Hood (Ford 4D).....	1	33	M523923	Panel, Side.....	2
10A		Hood Assembly (Leyland 250)		34	AW2/108	Washer, Side Panel.....	12
	AW201860	For M/c Serials OS.163/1 thru OS.163/116.....	1	35	AW4/6	Lockwasher, Side Panel.....	12
	AW205009	For M/c Serials OS.163/117 and thereafter.....	1	36	AW56/302	Bolt, Side Panel.....	12
	AW206094	For Perkins powered machines		37	M523924	Panel, Hood Side—R.H.....	1
10B	AW201864	Hood (Perkins 250).....	1	37A	M523925	Panel, Hood Side—L.H.....	1
11	AW25/93	Nut, Hood to Frame.....	2	38	M551434	Bumper, Hood Side Panel.....	4
12	AW2/8	Washer, Hood to Frame.....	2	39	AW22/10	Screw, Bumper.....	4
13	M518233	Pad (Rubber), Hood to Frame.....	2	40	M552336	Catch, Hood Side Panel.....	4
14	AW14/303	Bolt, Hood to Frame.....	2	41	AW22/11	Screw, Catch Assembly.....	8
15	AW2/8	Washer, Hood to Frame.....	2	42	AW36/2	Lockwasher, Catch Assembly.....	8
16	M518233	Pad, Hood to Frame.....	2	43	AW23/3	Nut, Catch Assembly.....	8
17	M616791	Washer, Hood to Frame.....	2	44	AW2/5	Washer, Bumper.....	4
18	AW4/8	Lockwasher, Hood to Frame.....	2	45	AW36/2	Lockwasher, Bumper.....	4
19	AW16/302	Bolt, Hood to Frame.....	2	46	AW23/3	Nut, Bumper.....	4
20				47	AW6/71	Nut, Grille.....	2
21	AW4/6	Lockwasher, Shroud to Frame....	2	48	AW4/10	Lockwasher, Grille.....	2
22		Shroud Front		49	AW18/316	Bolt, Grille.....	2
	AW201844	For M/c Serials OS.163/1 thru 170, OS.173/1 thru 149, and OS.174/1 thru 18.....	1	50	AW6/88	Nut, Counterweight.....	8
	AW205019	For M/c Serials OS.163/171 and after OS.173/150 and after, and OS.174/19 and after.....	1	51	AW2/13	Washer, Counterweight.....	8
23	M553849	Grommet, Front Shroud.....	1	52	AW201831	Bolt, Counterweight.....	4
23A	M525233	Grommet (Perkins 270).....	1	53	AW201825	Counterweight	1
24		Cap (see Fuel Tank—Index).....	—	54	M550586	Pin, Drawbar.....	1
25	M551539	Bar, Bumper.....	2	55		Plate, Light Mounting (see Index).....	—
26	AW16/308	Bolt, Bumper Bar.....	4				
27	AW4/8	Lockwasher, Bumper Bar.....	4				
28	AW2/108	Washer, Shroud to Frame.....	2				
29	AW56/302	Bolt, Shroud to Frame.....	2				

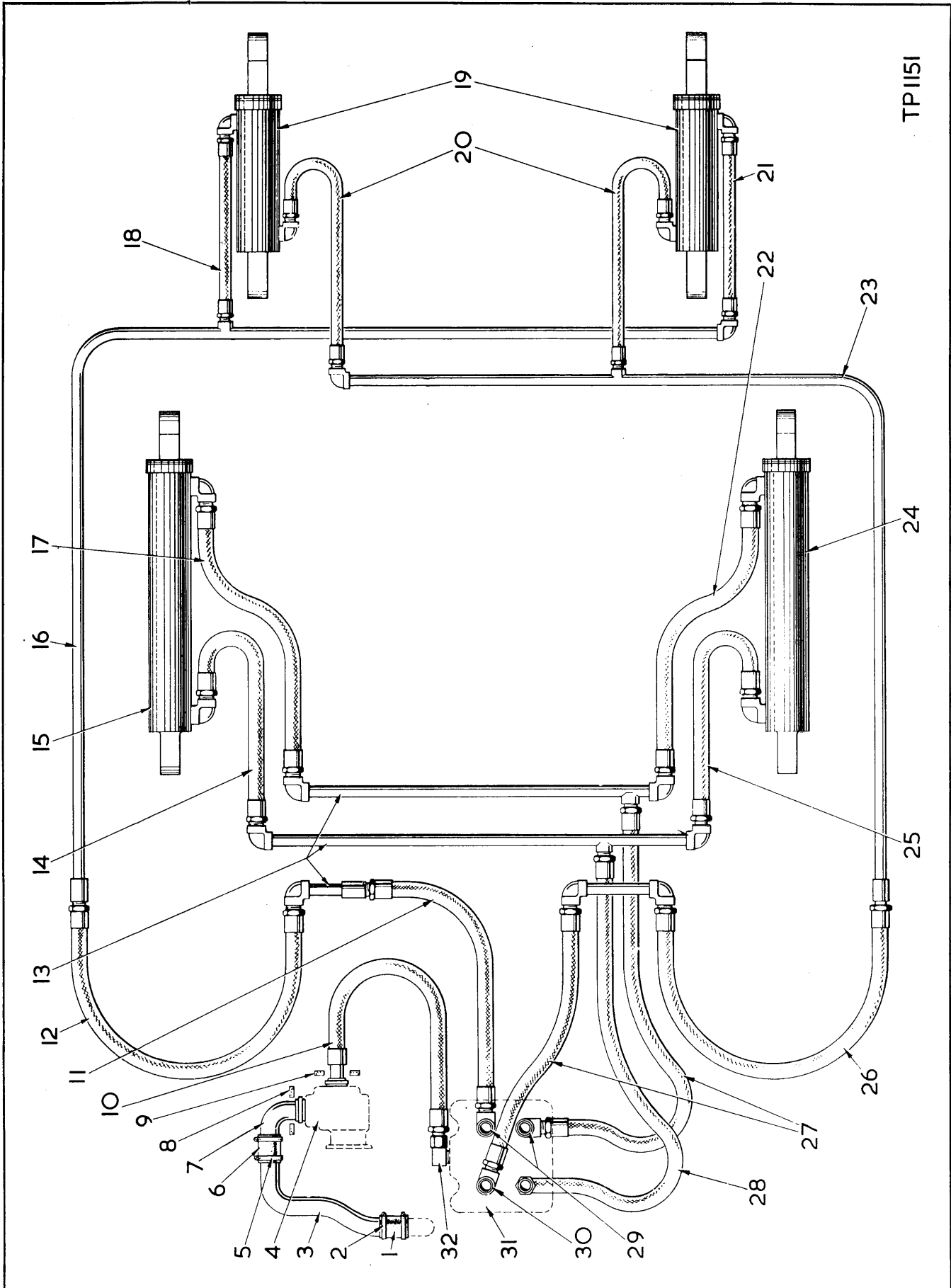
WHEN ORDERING PARTS ALWAYS STATE MODEL AND SERIAL NO. OF MACHINE



HYDRAULIC OIL RESERVOIR AND PARTS

Item No.	Part No.	Description	No. Req'd.	Item No.	Part No.	Description	No. Req'd.
1	M527504	Reservoir, Hydraulic Oil.....	1	6	M525293	Permanent Magnet.....	4
2	AW200035	Cap, Breather.....	1	7	M25K-40428	"O" Ring, Inspection Cover.....	1
3	AW58/306	Bolt, Reservoir Mounting.....	3	8	M550389	Cover, Inspection.....	1
4	AW4/8	Lockwasher, Reservoir Mounting.....	3	9	M550398	Ring, Cover Clamp.....	1
5	AW6/69	Nut, Reservoir Mounting.....	3	10	AW4/6	Lockwasher.....	6
				11	AW56/305	Bolt, Inspection Cover.....	6

WHEN ORDERING PARTS, ALWAYS STATE MODEL AND SERIAL NO. OF MACHINE



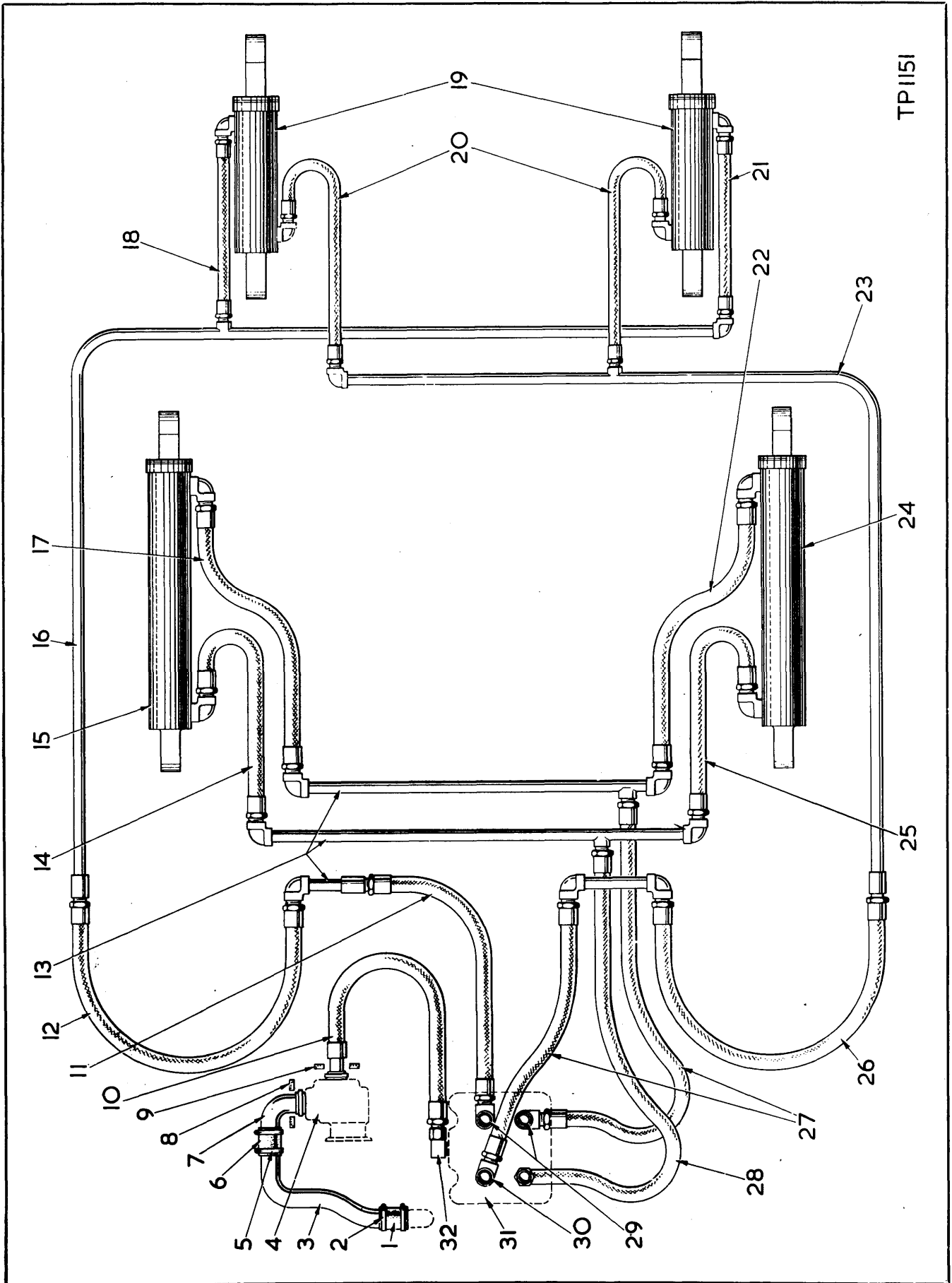
TP1151

HYDRAULIC SYSTEM—BUCKET AND BOOM
For Serials OS 163/1 thru 184, OS 173/1 thru 162 and OS 174/1 thru 12

Item No.	Part No.	Description	No. Req'd.	Item No.	Part No.	Description	No. Req'd.
1	M593173	Connection, Suction Hose	1	17	M525513	Hose, Crosspipe to Boom Cylinder (Rod End)	1
2	AW53/10	Clip, Hose Connection	2	18		Hose, Boom Pipe to Bucket Cylinder (Rod End)	
3	M529518	Hose, Suction	1		M712766	For Machine Serials OS163/1 thru 10	1
4		Pump, Main Hydraulic (see Index)			M522736	For Machine Serials OS163/11 and after	1
5	AW53/10	Clip, Hose Connection	2	19		Bucket Cylinder (see Index)	
6	M593173	Connection, Suction Hose	1	20		Hose, Boom Pipe to Bucket Cylinder (Base End)	
7	M593505	Elbow, Pump Suction	1		M868274	For Machine Serials OS163/1 thru 10	2
7A	AW10/42	†“O” Ring, Elbow to Pump	1		M550807	For Machine Serials OS163/11 and after	2
8	M663094	Split Flange, Elbow to Pump	2	21		Hose, Boom Pipe to Bucket Cylinder (Rod End)	
8A	AW15/601	†Bolt, Split Flange	4		M712766	For Machine Serials OS163/1 thru 10	1
8B	AW4/7	†Lockwasher, Split Flange Bolt	4		M522736	For Machine Serials OS163/11 and after	1
9	M663093	Split Flange, High Pressure Hose to Pump	2	22	M525513	Hose, Crosspipe to Boom Cylinder (Rod End)	1
9A	AW14/602	†Bolt, Split Flange	4	23		Boom Pipe (see Index)	
9B	AW4/6	†Lockwasher	4	24		Boom Cylinder (see Index)	
10	AW205473	Hose Assembly High Pressure	1	25	M518884	Hose, Crosspipe to Boom Cylinder (Base End)	1
10A	AW10/39	†“O” Ring, Hose Assembly to Pump	1	26	M525515	Hose, Crosspipe to Boom Pipe, R.H.	1
11	M526365	Hose, Control Valve to Cross- pipe L.H.	1	26A	M36F-5	Adaptor, Boom Pipe	1
12	M525515	Hose, Crosspipe to Boom Pipe L.H.	1	27	M526363	Hose, Valve to Crosspipe, R.H.	2
12A	M36F-5	Adaptor, Boom Pipe	1	27A	31F-5	Adaptor Control Valve	1
13	M528343	Crosspipe Assembly	1	28	M526364	Hose, Valve to Crosspipe, R.H.	1
13A	UFB106/14R	†Bolt, Crosspipe	2	29	AW202270	Elbow, Control Valve	2
13B	AW4/6	†Lockwasher	2	30	M29F-4	Elbow, Control Valve	1
13C	AW3/3	†Washer, Taper	2	31		Control Valve (see Index)	
13D	UFN106/A	†Nut	2	32	M553843	Elbow, Control Valve	1
14	M518884	Hose, Crosspipe to Boom Cylinder (Base End)	1				
15		Boom Cylinder (see Index)					
16		Boom Pipe (see Index)					

† — Not Illustrated

WHEN ORDERING PARTS, ALWAYS STATE MODEL AND SERIAL NO. OF MACHINE



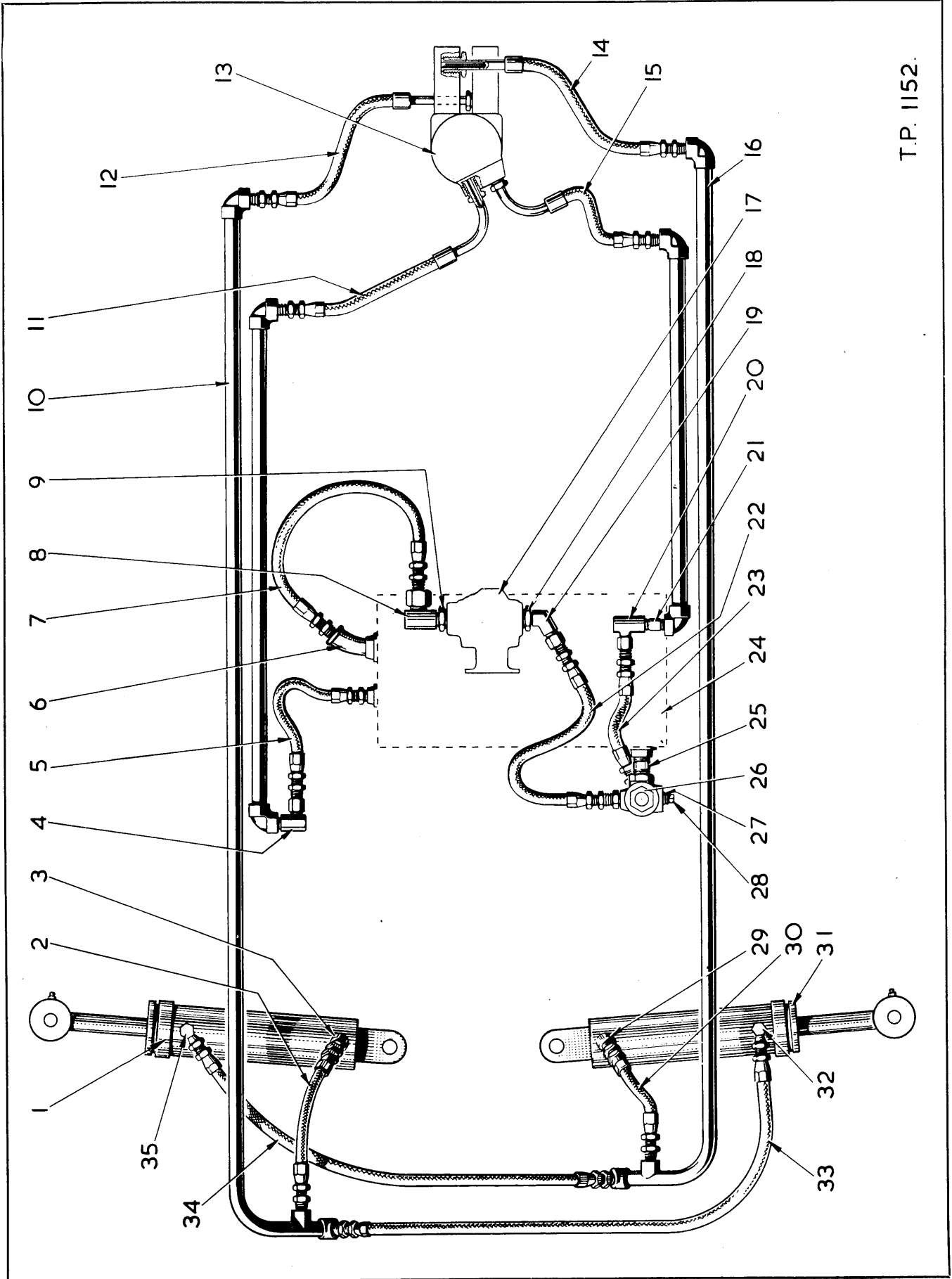
HYDRAULIC SYSTEM—BUCKET AND BOOM

For Serials: Model 55A (Leyland) OS163/185 and after, Model 55A (Perkins) OS174/13 and after, and Model 55A (Ford) OS173/163 and after.

Item No.	Part No.	Description	No. Req'd.	Item No.	Part No.	Description	No. Req'd.
1	M593173	Connection, Suction Hose	1	15		Boom Cylinder (see Parts Manual)	1
2	AW53/10	Clip, Hose Connection	2	16		Boom Pipe (see Parts Manual)....	
3	M529518	Hose, Suction	1	17	M525513	Hose, Crosspipe to Boom Cylinder (Rod End)	1
4		Pump, Main Hydraulic (see Index).....		18	M522736	Hose, Boom Pipe to Bucket Cylinder (Rod End)	1
5	AW53/10	Clip, Hose Connection	2	19		Bucket Cylinder (see Parts Manual)	
6	M593173	Connection, Suction Hose	1	20	M550807	Hose, Boom Pipe to Bucket Cylinder (Base End)	2
7	AW205600	Elbow, Pump Suction	1	21	M522736	Hose, Boom Pipe to Bucket Cylinder (Rod End)	1
7A	AW10/42	†“O” Ring, Elbow to Pump	1	22	M525513	Hose, Crosspipe to Boom Cylinder (Rod End)	1
8	M663094	Split Flange, Elbow to Pump	2	23		Boom Pipe (see Parts Manual)....	
8A	AW15/601	†Bolt, Split Flange	4	24		Boom Cylinder (see Parts Manual)	
8B	AW4/7	†Lockwasher, Split Flange Bolt....	4	25	M518884	Hose, Crosspipe to Boom Cylinder (Base End)	1
9	M663093	Split Flange, High Pressure Hose to Pump	2	26	M525515	Hose, Crosspipe to Boom Pipe, R.H.	1
9A	AW14/602	†Bolt, Split Flange	4	26A	M36F-5	Adaptor, Boom Pipe	1
9B	AW4/6	†Lockwasher	4	27	M526363	Hose, Valve to Crosspipe, R.H.	2
10	AW205473	Hose Assembly High Pressure	1	27A	31F-5	Adaptor, Control Valve	1
10A	AW10/39	†“O” Ring, Hose Assembly to Pump	1	28	M526364	Hose, Valve to Crosspipe, R.H.	1
11	M526365	Hose, Control Valve to Crosspipe L.H.	1	29	AW202270	Elbow, Control Valve	2
12	M525515	Hose, Crosspipe to Boom Pipe L.H.	1	30	M29F-4	Elbow, Control Valve	1
12A	M36F-5	†Adaptor, Boom Pipe	1	31		Control Valve (see Parts Manual)	
13	M528343	Crosspipe Assembly	1	32	M553843	Elbow, Control Valve	1
13A	UFB106/14R	†Bolt, Crosspipe	2				
13B	AW4/6	†Lockwasher	2				
13C	AW3/3	†Washer, Taper	2				
13D	UFN106/A	†Nut	2				
14	M518884	Hose, Crosspipe to Boom Cylinder (Base End)	1				

† — Not Illustrated

WHEN ORDERING PARTS, ALWAYS STATE MODEL AND SERIAL NO. OF MACHINE



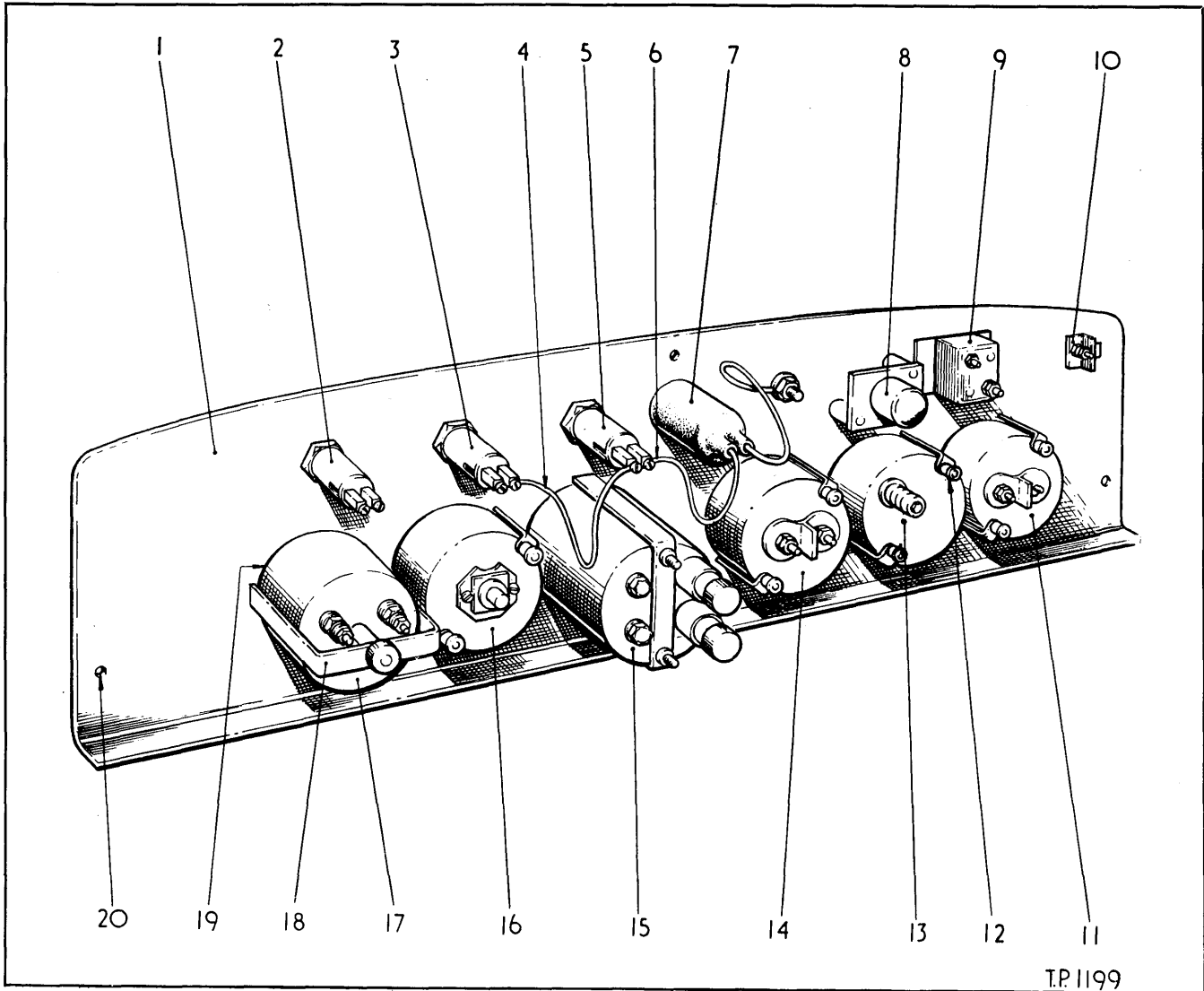
T.P. 1152.

HYDRAULIC SYSTEM—STEERING

Item No.	Part No.	Description	No. Req'd.	Item No.	Part No.	Description	No. Req'd.
1		Cylinder, Steering (see Index)		16B	AW4/6	†Lockwasher	2
2	AW202250	Hose, Pipe to Cylinder	1	16C	UFN106/A	†Nut	2
3	M33F-4	Elbow, Hose to Cylinder	1	17		Pump, Steering (see Index)	
4	M31F-4	Elbow, Hose to Pipe Assembly	1	18	M356617	Adaptor, Reducing—Pump Outlet	1
5	AW202250	Hose, Elbow to Reservoir	1	19	M33F-4	Elbow, Hose to Adaptor	1
6	M25F-5	Elbow, Suction Hose to Reservoir	1	20	M32F-4	Elbow, Hose to Nipple	1
7	M712647	Hose, Suction	1	21	5K-424	Nipple, Elbow to Pipe	1
8	M31F-5	Elbow, Suction Hose to Adapter	1	22	AW202249	Hose, Pressure—Pump to Relief Valve	1
9	M356621	Adaptor, Reducing—Pump Suction	1	22	M712766	Hose, Pressure—Pump to Relief Valve	1
10	AW201910	Pipe Assembly, L.H.	1	22A	29F-3	†Adaptor	1
10A	UFB106/9R	†Bolt, Pipe Assembly	2	23	M712766	Hose, Relief Valve to Pipe R.H.	1
10B	AW4/6	†Lockwasher, Pipe Assembly	2	24		Reservoir, Hydraulic (see Index)	
10C	UFN106/A	†Nut, Pipe Assembly	2	25	M5K-611	Nipple, Relief Valve to Reservoir	1
11	M525333	Hose, Pipe L.H. to Steering Control Valve	1	26	M356022	Relief Valve (see Index)	1
12	M523332	Hose, Pipe L.H. to Steering Control Valve	1	27	M356615	Adaptor, Reducing—Relief Valve	1
13		Control Valve, Steering Gear (see Index)		28	M13F-04	Plug, Adaptor	1
14	M524863	Hose, Pipe R.H. to Steering Control Valve	1	29	M33F-4	Elbow, Hose to Cylinder	1
15	M524864	Hose, Pipe R.H. to Steering Control Valve	1	30	AW202250	Hose, Pipe R.H. to Cylinder	1
16	AW201907	Pipe Assembly R.H.	1	31		Cylinder, Steering (see Index)	1
16A	UFB106/9R	†Bolt, Pipe Assembly	2	32	M662026	Elbow, Hose to Cylinder	1
				33	M661560	Hose, Pipe L.H. to Cylinder R.H.	1
				34	M661560	Hose, Pipe R.H. to Cylinder L.H.	1
				35	M662026	Elbow, Hose to Cylinder	1

† — Not Illustrated

WHEN ORDERING PARTS, ALWAYS STATE MODEL AND SERIAL NO. OF MACHINE



T.P. 1199

INSTRUMENT PANEL

Item No.	Part No.	Description	No. Req'd.
1	AW201948	Instrument Panel	1
1A	AW201973	Instrument Panel—Perkins	1
2	AW200055	Switch, Reverse Lamp	1
2A	AW28/7	†Nameplate, Reverse Lamp	1
2B	AW200055/1	†Knob, Switches	3
2C	AW200055/2	†Panel Nut, Switches	3
2D	AW200055/3	†Back Nut, Switches	3
2E	AW36/27	†Washer, Back Nut	3
2F	142-35	†Terminal Screw, Switches	6
2G	AW9/41	Self-tapping Screw—Perkins	2
3	AW200055	Switch, Head/Tail Lamps	1
3A	AW28/6	†Nameplate, Head/Tail Lamps	1
3B	AW9/41	Self-tapping Screw—Perkins	2
4	AW200892	Wire, Head Lamp to Panel Switches	1
5	AW200055	Switch, Panel Lamp	1
5B	AW9/41	Self-tapping Screw—Perkins	2

Item No.	Part No.	Description	No. Req'd.
5A	AW28/8	†Nameplate, Panel Lamp	1
6	AW200893	Wire, Panel Lamp to Switch	1
7	AW11816	Panel Lamp	1
7A	AW68/6	†Bulb, Panel Lamp	1
7B	AW22/7	†Screw, Panel Lamp	2
7C	AW36/22	†Lockwasher, Panel Lamp	2
7D	AW22/107	†Screw	2
7E	AW23/3	†Nut	2
8	AW200110	Ignition Switch	1
8A	AW22/128	†Screw, Switch to Panel	2
8B	AW200111	†Tube, Spacing	2
8C	AW36/21	†Lockwasher	2
8D	AW23/30	†Nut	2

† — Not Illustrated

WHEN ORDERING PARTS, ALWAYS STATE MODEL AND SERIAL NO. OF MACHINE

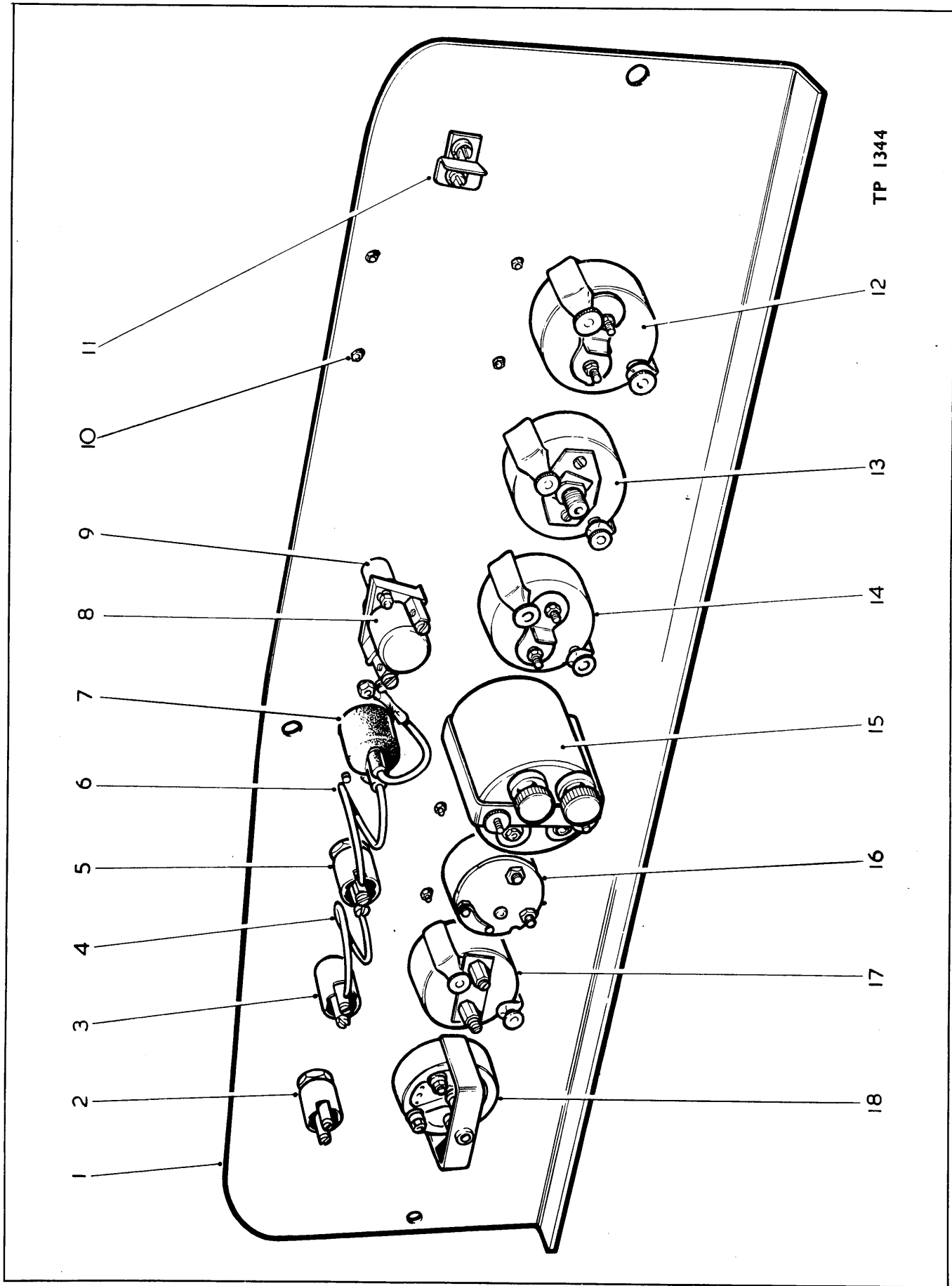
INSTRUMENT PANEL (continued)

Item No.	Part No.	Description	No. Req'd.
8E	AW200110/1	†Key, Ignition Switch (Note. —Switch number must be quoted with order)	
9	AW200273	Starter Push Switch	1
9A	AW22/7	†Screw, Switch to Panel	4
9B	AW2/5	†Washer, Plain	4
9C	AW36/2	†Lockwasher	4
9D	AW23/18	†Nut, Switch Terminal	4
9E	AW2/5	†Washer, Plain (Terminals)	4
9F	AW36/2	†Lockwasher (Terminals)	2
9G	AW200897	†Gasket, Rubber (Push Switch)	1
9H	AW206372	Mounting Plate, Starter Switch —Perkins	1
10	AW200444	2-Pin Socket	1
10A	AW200443	2-Pin Plug	1
11	AW200107	Temperature Gauge (Engine)....	1
12	AW200896	Clamp, Gauges to Panel	8
12A	AW36/22	†Lockwasher	8
12B	AW23/3	†Nut	8
13	AW200106	Oil Pressure Gauge	1
13A	AW77/6	†Pipe Assembly (Oil Pressure Gauge) (including Items 13B-13F).....	1
13B	AW75/23	†Cone Nipple	1
13C	AW74/22	†Nut	1
13D	AW201317	†Flat Nipple.....	1
13E	AW201319	†Nut	1
13F	AW201318	†Washer, Pipe to Gauge.....	1
13G	411-45	†Clip, Pipe	2
13H	AW22/11	†Screw	2
13I	AW4/3	†Lockwasher	2
13J	AW23/3	†Nut	2

† — Not Illustrated

Item No.	Part No.	Description	No. Req'd.
14	AW200105	Temperature Gauge (Torque Converter).....	1
15	AW202135	Engine Hours Meter.....	1
Note. —The following parts are used in conjunction with the Engine Hours Meter (Items 15A-15F as applicable)			
15A	AW202134	†Pressure Switch	1
15B	AW202146	†Adaptor, Switch and Gauge Line (Ford)	1
15C	AW202321	†Union, Adaptor (Ford)	1
15D	AW202202	†Adaptor, Switch and Gauge Line (Leyland).....	1
15E	AW202182	†Adaptor, Switch and Gauge Line (Perkins).....	1
15F	AW39/1	†Washer, Copper (for each Adaptor)	1
16	AW200104	†Ammeter	1
16A	AW23/5	†Terminal Nuts (for each Electrical Gauge)	4
16B	AW2/4	†Washer, Plain (for each Electrical Gauge)	2
16C	AW36/1	†Lockwasher (for each Electrical Gauge)	2
17	AW201959	Fuel Gauge.....	1
18	AW200891	Clamp Strip, Fuel Gauge.....	1
18A	AW36/22	†Lockwasher, Clamp	1
18B	AW23/3	†Nut, Clamp	1
19	AW200895	Rubber Gaskets (Gauges).....	5
20	AW56/304	Bolt, Panel to Shroud	3
20A	AW4/6	†Lockwasher, Panel to Shroud....	3
20B	AW6/67	†Nut, Panel to Shroud.....	3

WHEN ORDERING PARTS, ALWAYS STATE MODEL AND SERIAL NO. OF MACHINE



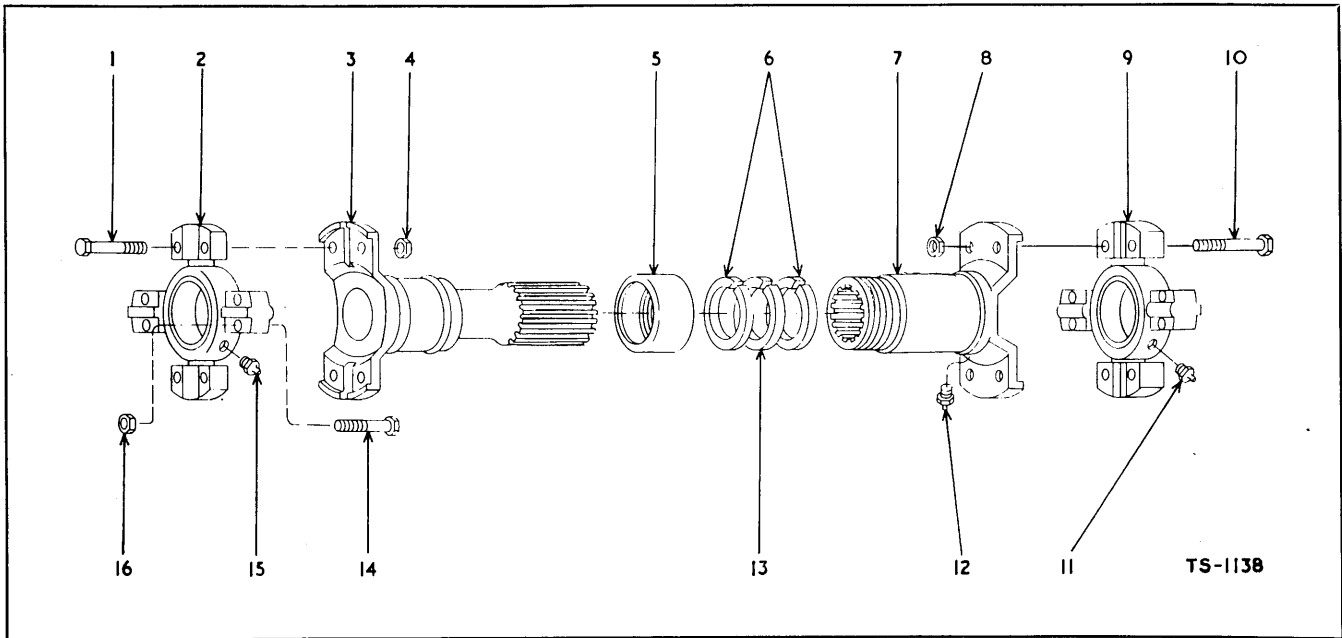
TP 1344

**INSTRUMENT PANEL
(PERKINS 270D)**

Item No.	Part No.	Description	No. Req'd.	Item No.	Part No.	Description	No. Req'd.
A	AW201973	Instrument Panel Assembly (including Items 1 thru 18)	1	9	AW200111	Spacing Tube, Ignition Switch	2
1	AW201974	Instrument Panel	1	9A	AW22/128	†Screw, Switch to Panel	2
1A	AW56/304	†Setscrew, Panel to Shroud	3	9B	AW36/21	†Washer, Switch to Panel	2
1B	AW4/6	†Springwasher, Panel to Shroud	3	9C	AW23/30	†Nut, Switch to Panel	2
1C	AW6/67	†Nut, Panel to Shroud	3	10	AW9/41	Screw, "Starting" Instruction Plate to Panel.....	4
2	AW200055	Switch, Reverse Lamp	1	10A		†Instruction Plate, "Starting" (see Engine Spares)	1
2A	AW28/7	†Nameplate, Reverse Lamp Switch	1	11	AW200444	Two Pin Socket	1
3	AW200055	Switch, Head and Tail Lamp.....	1	11A	AW200443	†Two Pin Plug	1
3A	AW28/6	†Nameplate, Head and Tail Lamp Switch	1	12	AW200107	Temperature Gauge, Engine	1
4	AW200892	Wire, Head Lamp Switch to Panel Lamp Switch	1	13	AW200106	Oil Pressure Gauge	1
5	AW200055	Switch, Panel Lamp	1	14	AW200105	Temperature Gauge, Torque Converter	1
5A	AW28/8	†Nameplate, Panel Lamp Switch	1	15	AW202135	Engine Hours Meter.....	1
6	AW200893	Wire, Panel Lamp Switch to Panel Lamp	1	16		Starter, Heater Switch (see Engine Spares)	1
7	AW11816	Panel Lamp	1	16A		†Nameplate, Starter Switch (see Engine Spares)	1
7A	AW68/6	†Bulb, Panel Lamp	1	16B	AW206372	†Mounting Plate, Starter Switch	1
7B	AW22/7	†Setscrew, Lamp to Panel	2	16C	AW9/41	†Screw, Mounting Plate	2
7C	AW23/3	Nut, Lamp to Panel	2	17	AW200104	Ammeter	1
8	AW200110	Switch, Ignition	1	18	AW201959	Fuel Gauge	1
8A	AW200110/1	Key, Ignition Switch (Note: Switch No. MUST be quoted with order)	AR				

† — Not Illustrated

WHEN ORDERING PARTS, ALWAYS STATE MODEL AND SERIAL NO. OF MACHINE



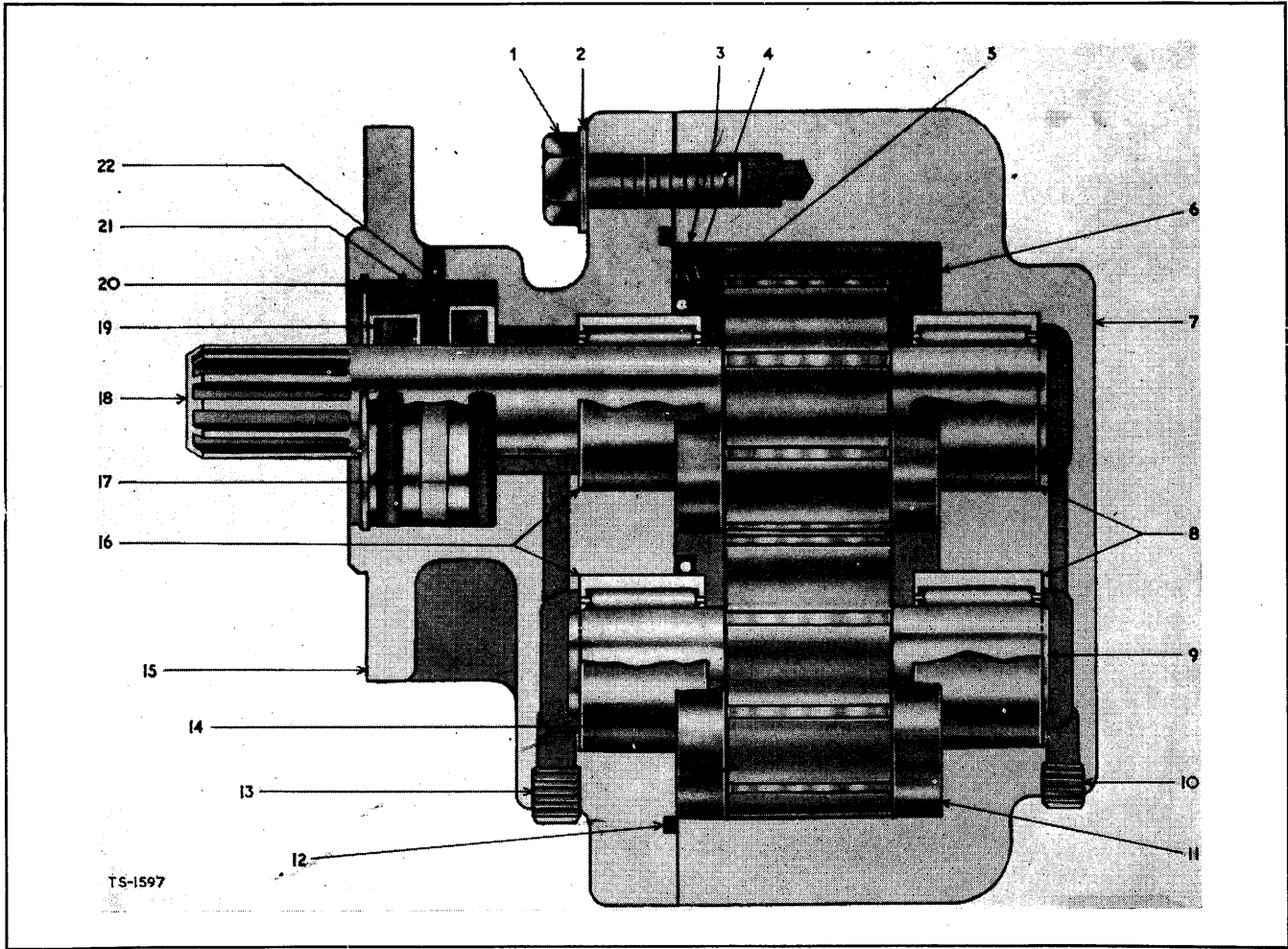
PROPELLER SHAFT ASSEMBLY

Note:—Column 1—Converter to Transmission
 Column 2—Transmission to Front Axle
 Column 3—Transmission to Rear Axle

Item No.	Description	No. Req'd.	1	Columns 2	3
A	Propeller Shaft Assembly	1	M514268	M523361	M523360
1	Bolt, Spider and Bearing to Tube	4	M695811	M940089	M940089
1A	†Lockwasher	4	M4E05	—	—
2	Spider and Bearing (including Item 2A).....	1	M943221	M942737	M942737
2A	†Seal, Spider and Bearing Grease.....	4	M940076	M940249	M940249
3	Tube Yoke	1	M942659	M944025	M944024
4	Nut, Spider and Bearing to Tube	4	Omit	M8D-08	M8D-08
5	Retainer, Felt.....	1	M940654	M942744	M942744
6	Washer, Felt Retainer	2	M940653	M942750	M942750
7	Slip Yoke	1	M943222	M942736	M942736
8	Nut, Spider and Bearing to Slip Yoke	8	Omit	M8D-08	M8D-08
9	Spider and Bearing (including Item 9A).....	1	M943221	M942737	M942737
9A	†Seal, Spider and Bearing Grease	4	M940076	M940249	M940249
10	Bolt, Spider and Bearing to Slip Yoke	8	M695811	M940089	M940089
10A	†Lockwasher	8	M4E-05	—	—
11	Grease Fitting, Spider	1	M10H-25	M10H-25	M10H-25
12	Grease Fitting, Slip Yoke	1	M10H-25	M10H-25	M10H-25
13	Washer, Felt	1	M940081	M942751	M942751
14	Bolt, Spider and Bearing Attaching	4	M695811	M940089	UFB106/17T
14A	Lockwasher	4	M4E-05	—	—
15	Grease Fitting, Spider	1	M10H-25	M10H-25	M10H-25
16	Nut, Spider and Bearing Attaching.....	4	—	—	M8D-08
16A	†Nut, Propeller Shaft to Rear Axle	4	—	—	AW25/93

† — Not Illustrated

WHEN ORDERING PARTS, ALWAYS STATE MODEL AND SERIAL NO. OF MACHINE

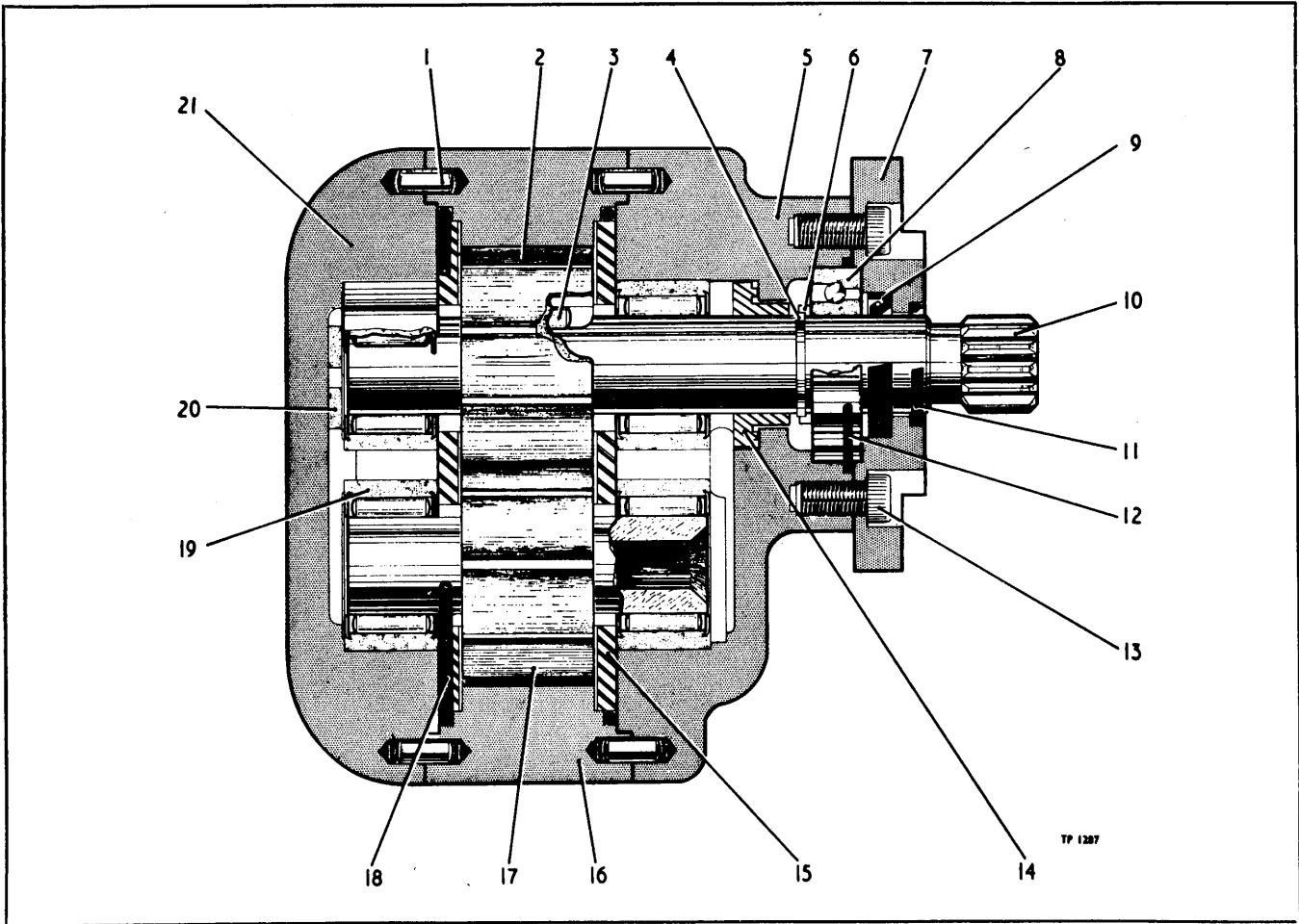


HYDRAULIC PUMP—BUCKET AND BOOM
For Serials OS 163/1 thru 184, OS 173/1 thru 162 and OS 174/1 thru 12

Item No.	Part No.	Description	No. Req'd.	Item No.	Part No.	Description	No. Req'd.
A	M450003	Pump Assembly (including Items 1 thru 22).....	1	10		§Plug, Body	1
B	M498016	Repair Kit, Major (including Items C, 3, 6, 8, 11, 14, 16, 20).....	1	11		§Thrust Plate, Lower Body.....	1
C	M498015	Repair Kit, Minor (including Items 1, 2, 4, 5, 12, 17, 19, 21, 22).....	1	12		§Gasket, Cover.....	1
D	M498019	Gear Kit, Drive and Driven (including Items 9, 18).....	1	13		§Plug, Cover	1
1		§Bolt, Cover to Body.....	8	14		§Thrust Plate, Lower Cover.....	1
2		§Washer, Cover to Body Bolt	8	15	M498018	Cover Kit (including Items 13, 16).....	1
3		§Thrust Plate, Upper Cover.....	1	16		§Bearing, Cover	2
4		§Spring, Cover Thrust Plate.....	6	17		§"O" Ring, Seal Retainer.....	2
5		§"O" Ring, Cover Thrust Plate Seal	2	18		§Gear, Drive	1
6		§Thrust Plate Upper Body	1	19		§Seal, Outer Oil	1
7	M498017	Body Kit (including Items 8, 10).....	1	20		§Ring, Seal Retainer.....	1
8		§Bearing Body	2	21		§Retainer, Oil Seal	1
9		§Gear, Driven.....	1	22		§Seal, Inner Oil	1
				23	M551906	†Gasket, Pump to Converter.....	1
				24	M214962	†Sleeve, Pump Drive	1
				25	AW8/67	†Nut, Pump to Converter	3
				26	AW4/6	†Lockwasher, Pump to Converter	3

† — Not Illustrated
§ — Not Sold Separately

WHEN ORDERING PARTS, ALWAYS STATE MODEL AND SERIAL NO. OF MACHINE



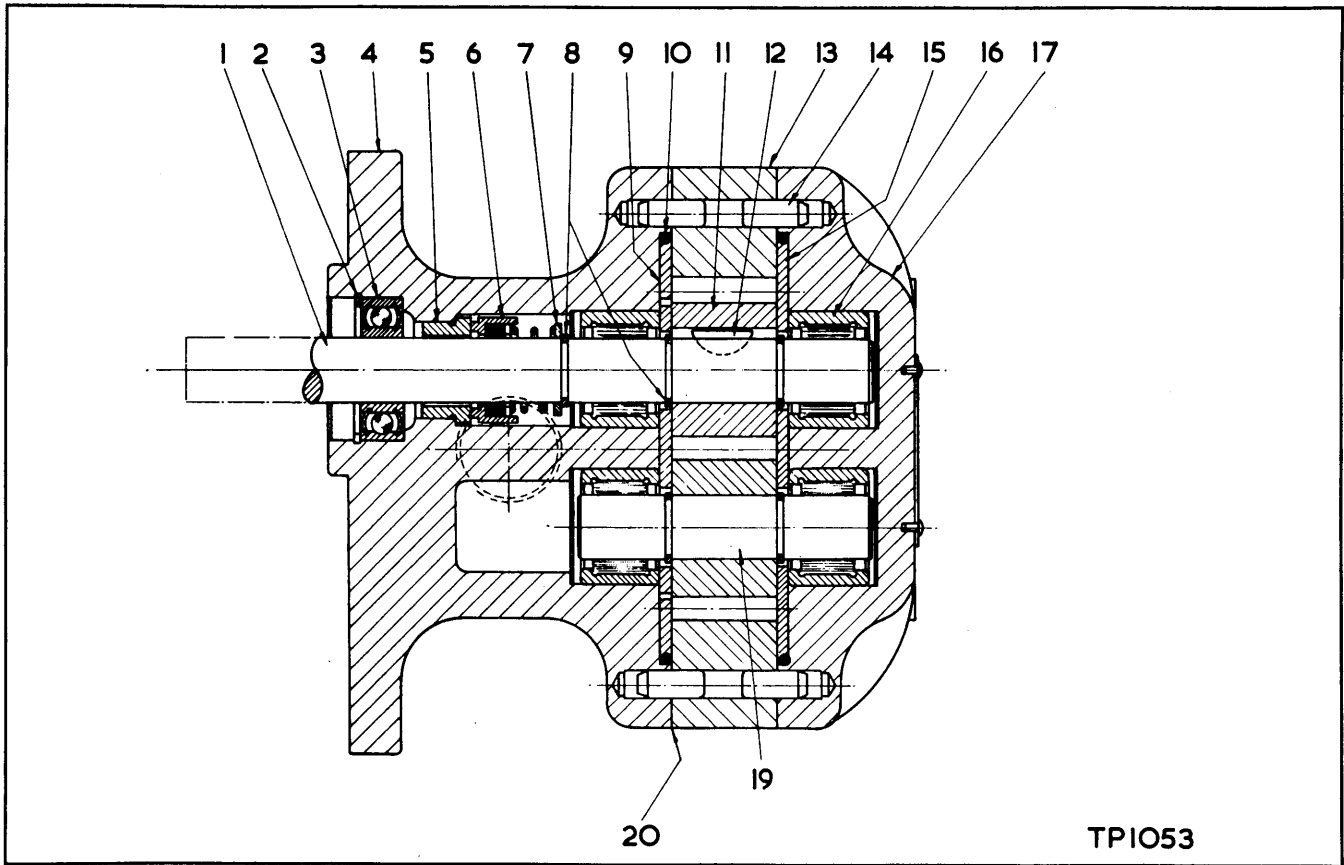
HYDRAULIC PUMP—BUCKET AND BOOM

For Serials: Model 55A (Leyland) OS163/185 and thereafter Model 55A (Perkins) OS174/13 and thereafter Model 55A (Ford) OS173/163 and thereafter

Item No.	Part No.	Description	No. Req'd.	Item No.	Part No.	Description	No. Req'd.
A	AW205424	Hydraulic Gear Pump (including Items 1 to 25)	1	10	AW206279	Drive Shaft	1
B	AW206143	Major Repair Kit (including Items 1, 3, 4, 8, 9, 11, 12, 14, 15, 18, 19, 20, 23, 24, 25)	1	11	AW206266	L.P. Seal	1
C	AW206141	Minor Repair Kit (including Items 4, 8, 11, 14, 18, 23, 24, 25)	1	12	AW206251	Seal Ring	1
D	AW206276	Drive and Driven Gear Set (including Items 2 and 17)	1	13	AW206269	Capscrew	4
1	AW200979	Dowel	4	14	AW206257	Bush Seal	1
2		Gear, Drive (see Item D)	1	15	AW200995	Wear, Plate	2
3	AW206277	Dowel Key	1	16	AW206275	Housing	1
4	AW206253	Snap Ring	1	17		Gear Driven (see Item D)	1
5	AW206267	Adaptor	1	18	AW200996	Ring, Seal	2
6	AW206254	Retainer, Snap Ring	1	19	AW200999	Bearing	4
7	AW206268	Plate, Mounting	1	20	AW206261	Thrust Washer	1
8	AW206252	Bearing, Ball Thrust	1	21	AW206262	Cover	1
9	AW206256	Seal Seat Bush	1	22	AW206278	†Capscrew, Cover to Housing	4
				23	AW201031/A	†Gasket, Shim	2
				24	AW201031/B	†Gasket Shim	2
				25	AW206263	†Ring, Seal, Cover and Adaptor to Housing	4
				26	M551906	†Gasket, Pump Mounting	1
				27	AW205459	†Nut, Pump Mounting	6
				28	AW4/6	†Lockwasher, Pump Mounting	6
				29	M214962	Sleeve, Pump Drive	1

† — Not Illustrated

WHEN ORDERING PARTS, ALWAYS STATE MODEL AND SERIAL NO. OF MACHINE

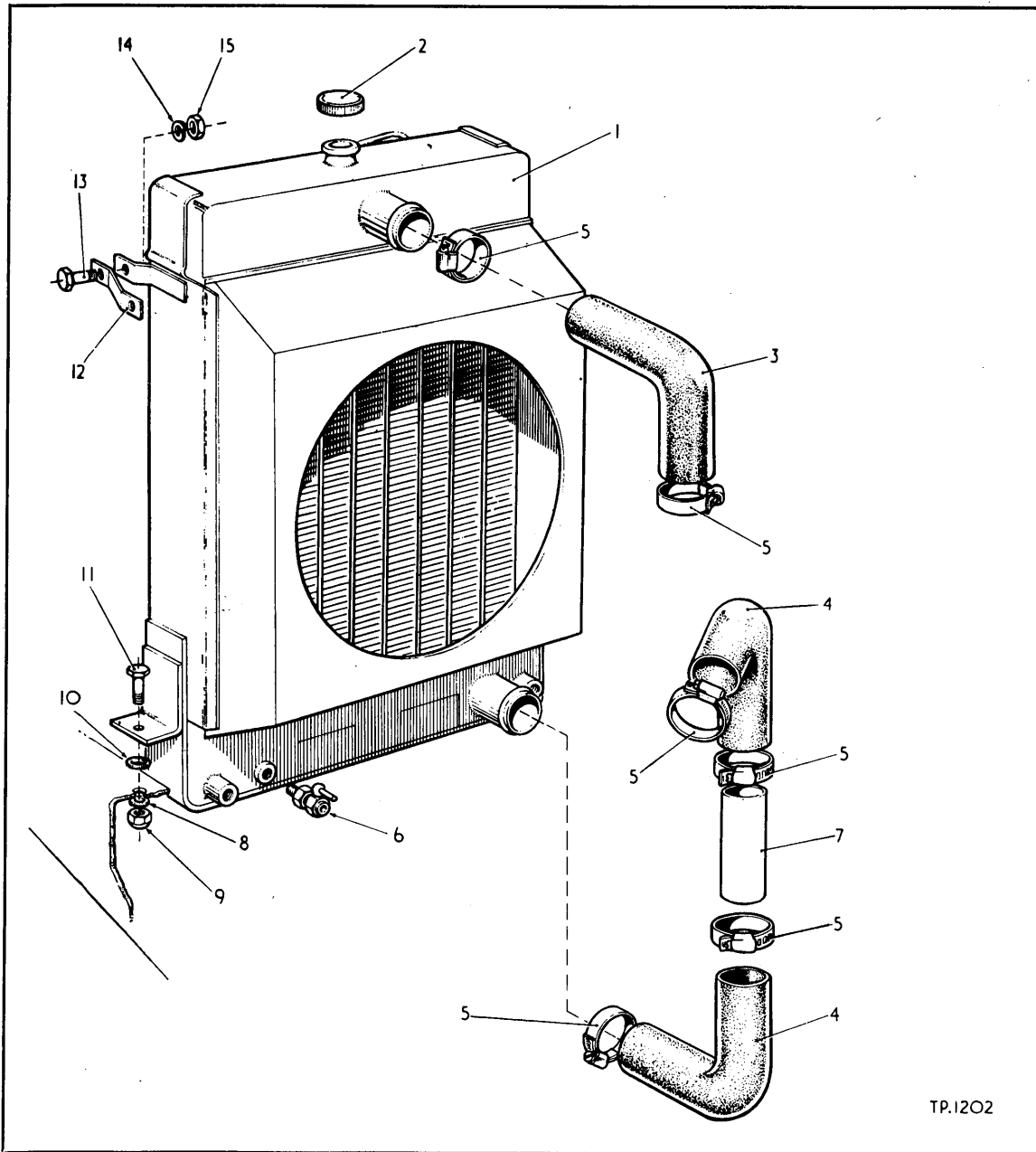


HYDRAULIC PUMP—STEERING BOOSTER

Item No.	Part No.	Description	No. Req'd.	Item No.	Part No.	Description	No. Req'd.
A	AW201797	Hydraulic Gear Pump (including Items 1-20).....	1	9		§Wear Plate.....	1
B	AW200964	Major Repair Kit (including Items 2, 3, 5, 6, 8, 9, 10, 14, 15, 16 and 20).....	1	10		§"O" Ring.....	2
C	AW201180	Minor Repair Kit (including Items 6, 10 and 20).....	1	11		§Gear (see Item D).....	2
D	AW200965	Drive and Driven Gear Set.....	1	12		§Key.....	1
1	AW200966	Drive Shaft.....	1	13	AW203117	Housing.....	1
2		§Snap Ring.....	1	14		§Dowel.....	4
3		§Bearing.....	1	15		§Wear Plate.....	1
4		§Adaptor.....	1	16		§Bearing.....	4
5		§Seat, Seal.....	1	17		§Cover.....	1
6		§Seal.....	1	18		†§Cap Screw, Cover.....	4
7		§Washer.....	1	19	AW200984	Driven Shaft.....	1
8		§Snap Ring.....	5	20		‡Gasket.....	
				21	M551906	Gasket, Pump Mounting.....	1
				22	AW8/67	Nut, Pump Mounting.....	3
				23	AW4/6	Lockwasher, Pump Mounting....	3

‡ — As Required
 § — Not Sold Separately
 † — Not Illustrated

WHEN ORDERING PARTS, ALWAYS STATE MODEL AND SERIAL NO. OF MACHINE

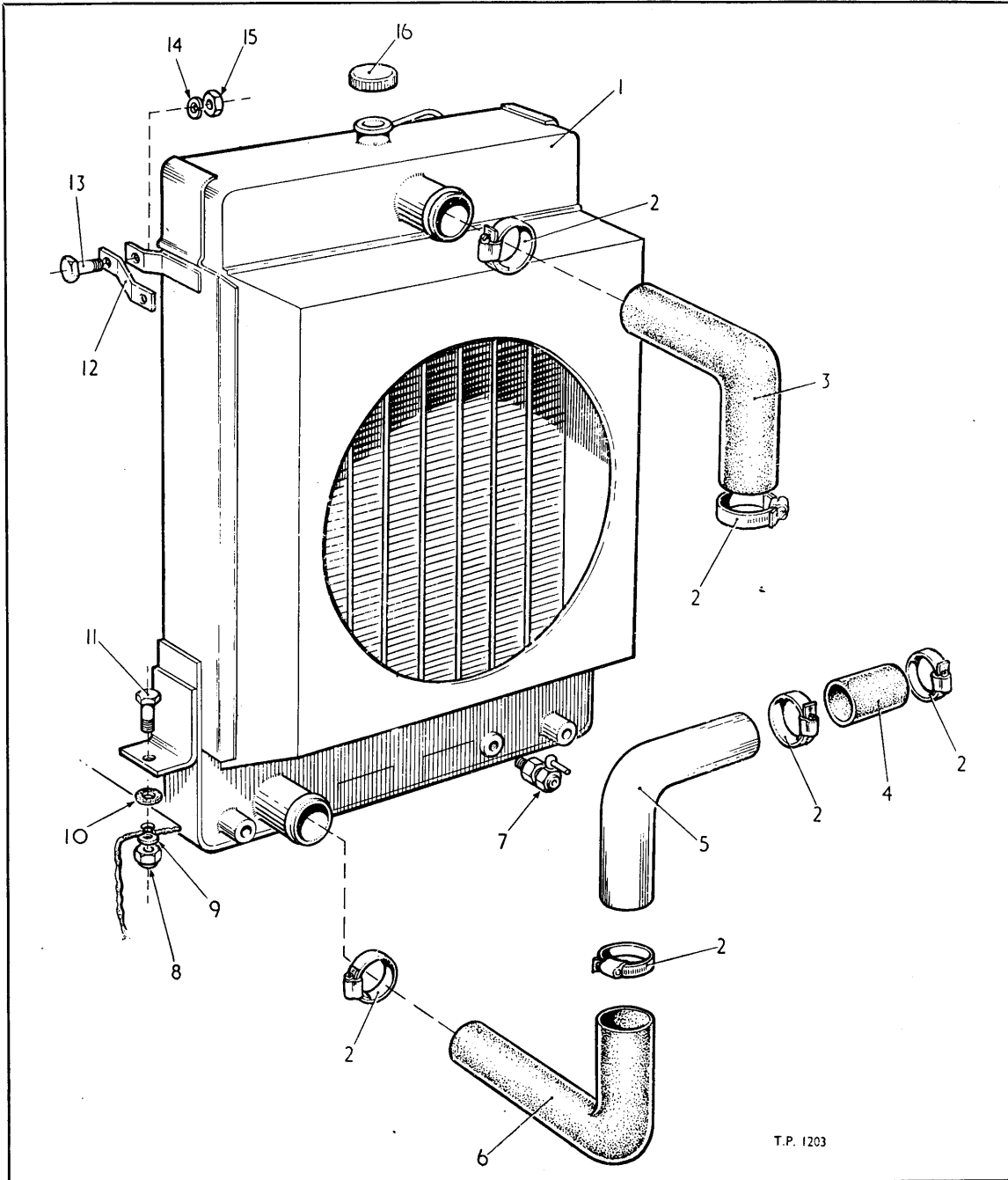


TR.1202

RADIATOR AND PARTS (FORD ENGINE 4D)

Item No.	Part No.	Description	No. Req'd.	Item No.	Part No.	Description	No. Req'd.
1	AW201833	Radiator	1	9	AW25/95	Nut	2
2	AW203152	Cap, Radiator	1	10	M518233	Pad, Radiator to Frame	2
3	AW201834	Hose, Radiator (Upper)	1	11	AW16/306	Bolt, Radiator Mounting	2
4	AW200176	Hose, Radiator (Lower)	2	12	AW201701	Clip, Radiator to Grille	2
5	AW53/10	Clip, Radiator Hose	6	13	AW14/302	Bolt, Radiator to Grille	2
6	AW200045	Tap, Drain	1	14	AW4/6	Lockwasher	2
7	AW201835	Pipe, Coolant	1	15	AW6/67	Nut	2
8		Omit					

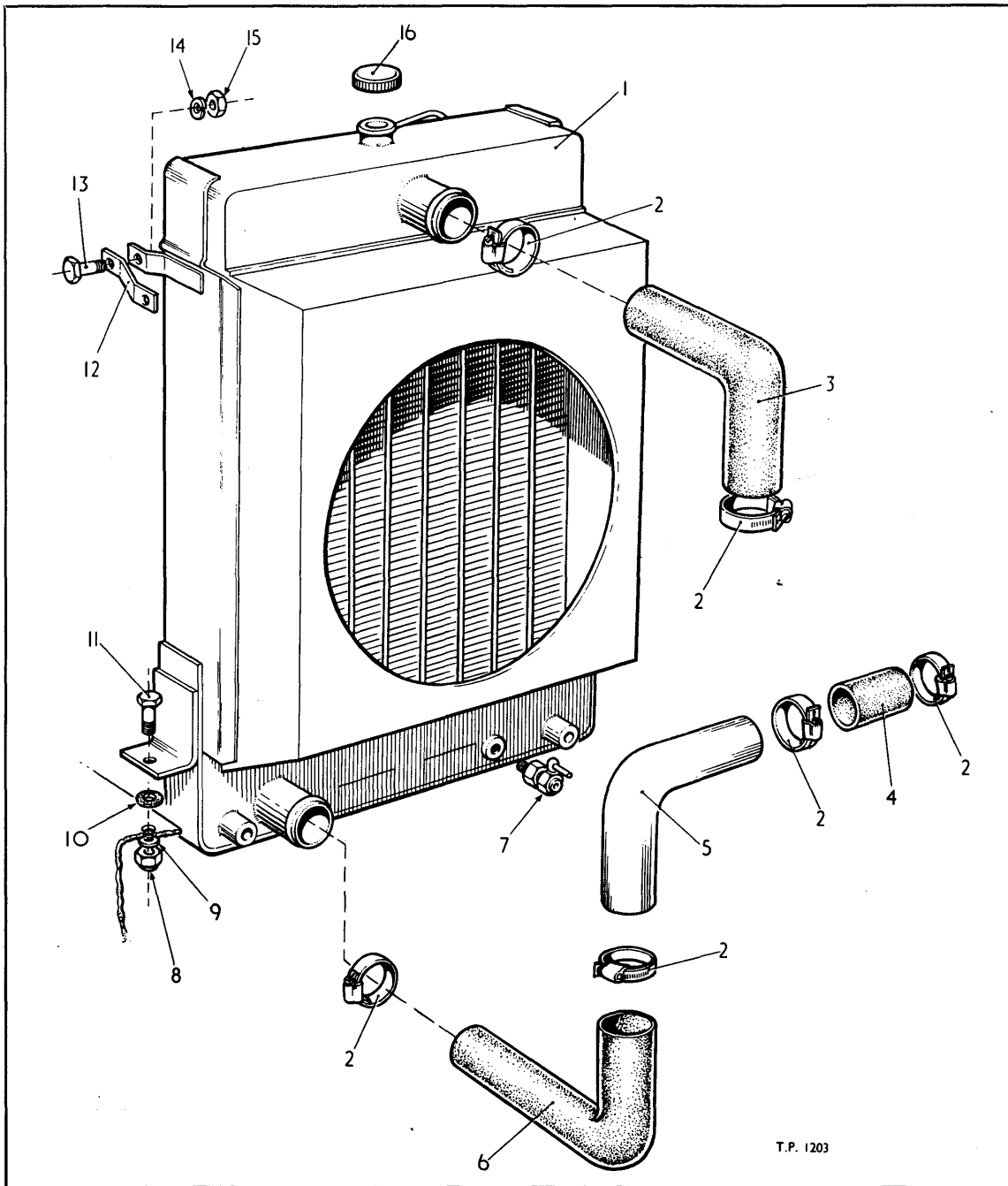
WHEN ORDERING PARTS, ALWAYS STATE MODEL AND SERIAL NO. OF MACHINE



RADIATOR AND PARTS (PERKINS ENGINE 270D)

Item No.	Part No.	Description	No. Req'd.	Item No.	Part No.	Description	No. Req'd.
1	AW201656	Radiator	1	9	AW3/4	Washer, Taper	2
2	AW53/10	Clip, Hose	6	10	M518233	Pad, Radiator to Frame	2
3	AW202324	Hose, Radiator—Upper	1	11	AW16/306	Bolt, Radiator Mounting	2
4	AW66/1	Pipe Connection	1	12	AW201701	Clip, Radiator to Grille	2
5	AW202323	Pipe, Coolant	1	13	AW14/302	Bolt	2
6	AW201697	Hose, Radiator—Lower	1	14	AW4/6	Lockwasher	2
7	AW200045	Tap, Drain	1	15	AW6/67	Nut	2
8	AW25/95	Nut, Radiator Mounting	2	16	AW203152	Cap, Radiator	1

WHEN ORDERING PARTS, ALWAYS STATE MODEL AND SERIAL NO. OF MACHINE

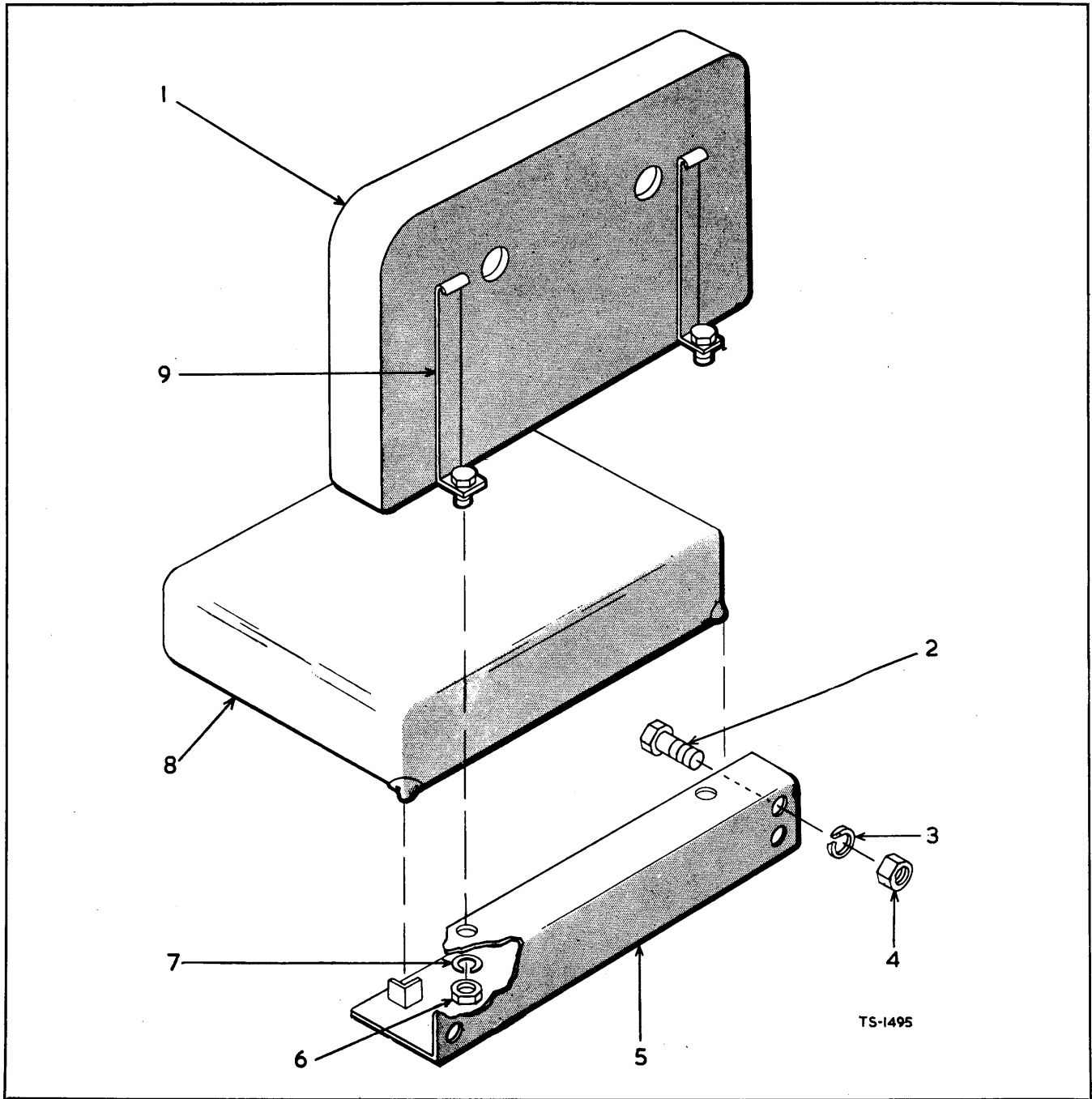


T.P. 1203

RADIATOR AND PARTS (LEYLAND ENGINE 250)

Item No.	Part No.	Description	No. Req'd.	Item No.	Part No.	Description	No. Req'd.
1	AW201683	Radiator	1	9		Omit	
2	AW53/10	Clip, Hose	6	10	M518233	Pad, Radiator to Frame	2
3	AW201696	Hose, Radiator—Upper	1	11	AW16/306	Bolt, Radiator Mounting	2
4	AW66/3	Pipe Connection	1	12	AW201701	Clip, Radiator to Grille	2
5	AW201698	Pipe, Coolant	1	13	AW14/302	Bolt	2
6	AW201697	Hose, Radiator—Lower	1	14	AW4/6	Lockwasher	2
7	AW200045	Tap, Drain	1	15	AW6/67	Nut	2
8	AW25/95	Nut, Radiator Mounting	2	16	AW203152	Cap, Radiator	1

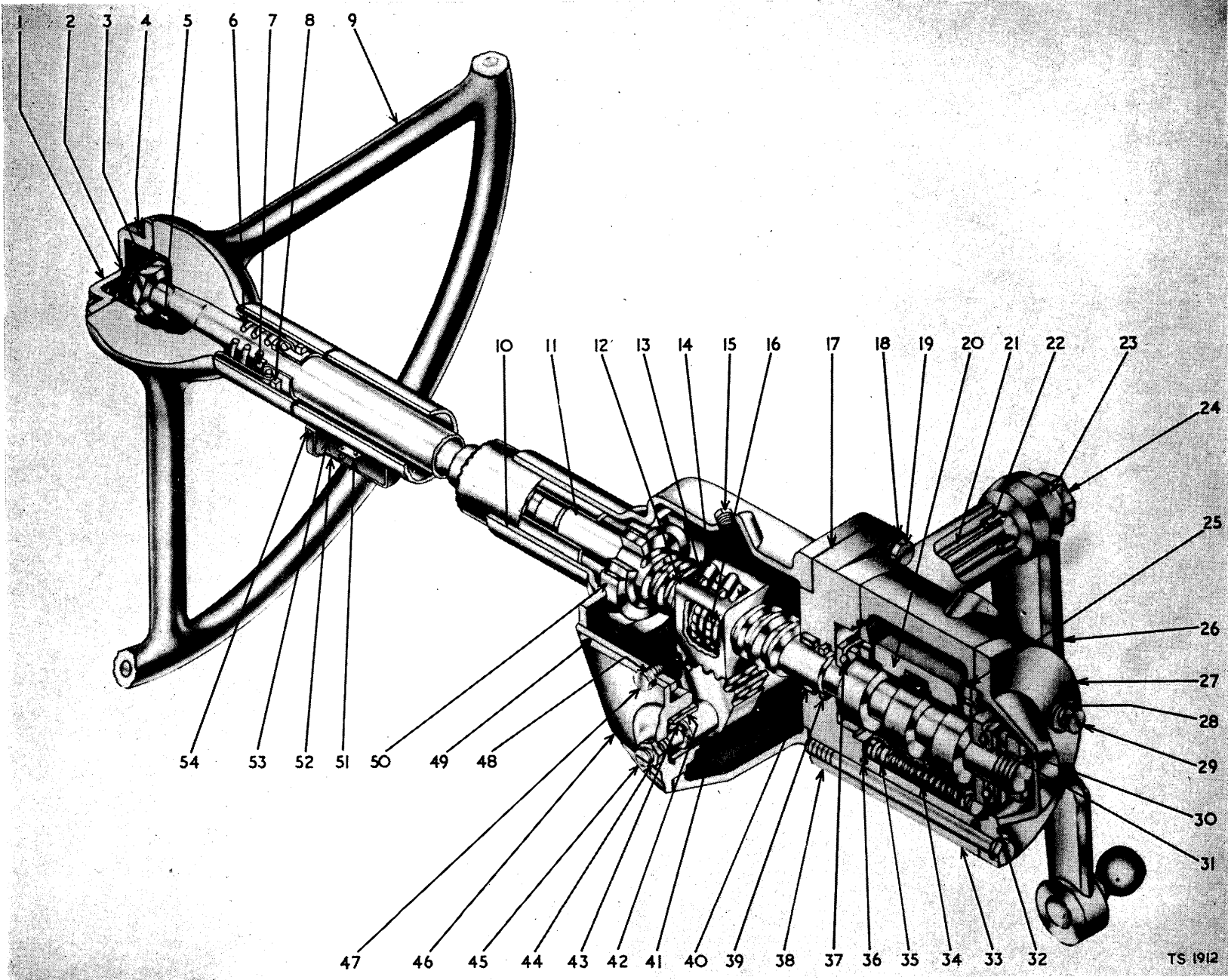
WHEN ORDERING PARTS, ALWAYS STATE MODEL AND SERIAL NO. OF MACHINE



SEAT AND SUPPORT

Item No.	Part No.	Description	No. Req'd.	Item No.	Part No.	Description	No. Req'd.
1	M550635	Cushion, Backrest (including Item 9)	1	6	AW6/67	Nut, Cushion Backrest to Support	2
2	AW56/305	Bolt, Seat Support to Frame	4	7	AW4/6	Lockwasher, Cushion Backrest to Support	2
3	AW4/6	Lockwasher	4	8	M550634	Cushion, Seat	1
4	AW6/67	Nut, Seat Support to Frame	4	9	M550638	Clip	2
5	M524776	Support, Seat	1				

WHEN ORDERING PARTS, ALWAYS STATE MODEL AND SERIAL NO. OF MACHINE



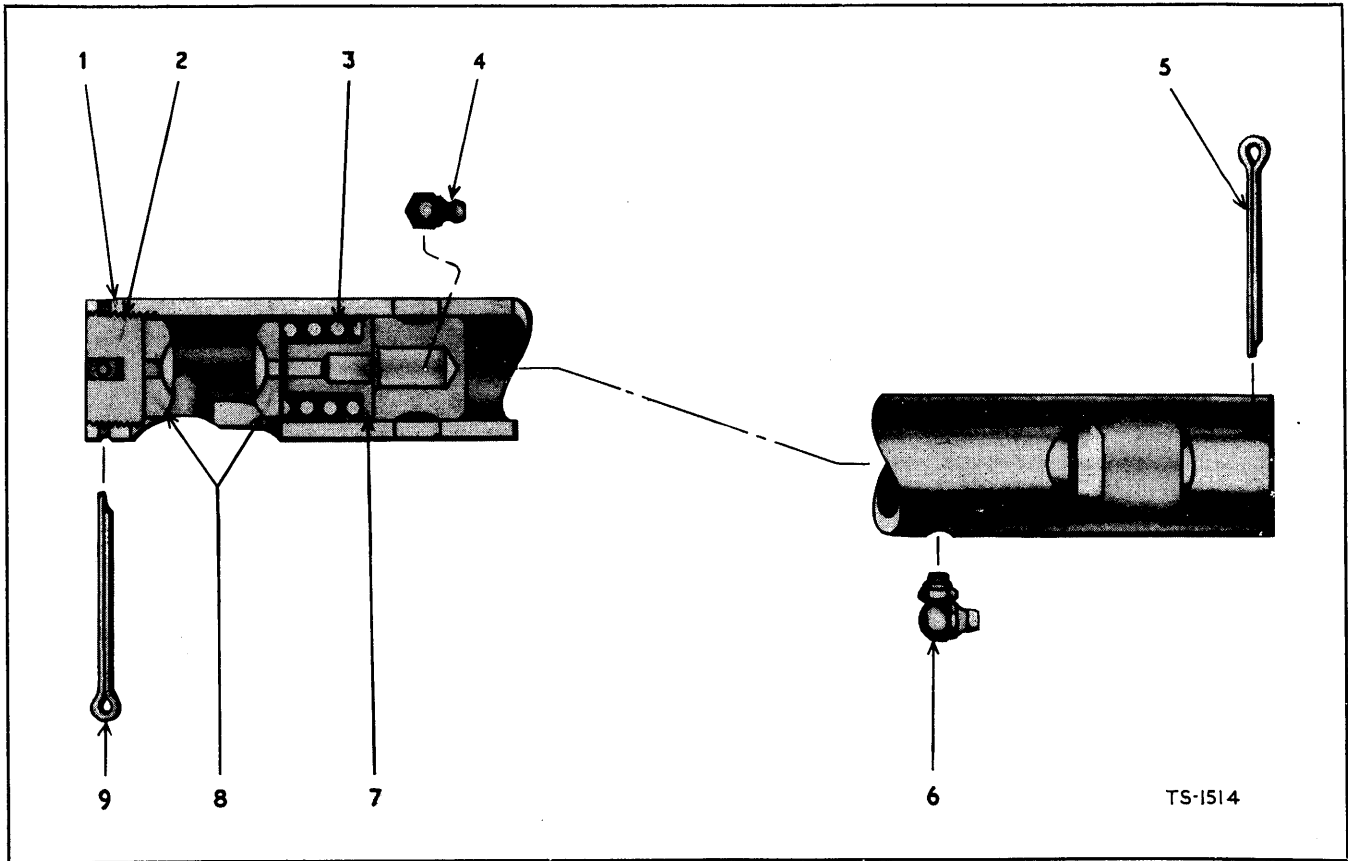
TS 1912

STEERING GEAR ASSEMBLY

Item No.	Part No.	Description	No. Req'd.	Item No.	Part No.	Description	No. Req'd.
A	M523817	Steering Gear Assembly (including Items 2, 5, thru 8, 10, thru 25, 27, thru 50, 53).....	1	32	M860997	Bearing, Worm Thrust	1
1	M639796	Horn Button Assembly	1	33	M943800	Valve Assembly, Hydraulic (including Items 20, 34, 35).....	1
2	M853368	Terminal Assembly, Horn.....	1	33A	M944015	†Union, Pressure and Return.....	2
3	M648304	Nut, Steering Wheel	1	33B	M5664015	†Seal, Valve Union	2
4	M695930	Screw, Horn Button.....	4	33C	M5683916	†Banjo, Control Valve	1
5	M853384	Key, Steering Wheel	1	33D	M5683915	†Banjo, Control Valve	1
6	M853395	Spring, Steering Shaft Upper.....	1	33E	M5683712	†Gasket, Banjo	4
7	M861768	Washer, Steering Shaft Upper	1	33F	M5683711	†Bolt, Banjo.....	2
8	M857729	Bearing Assembly, Upper	1	34	M944014	Spring, Valve Centring	5
9	M518331	Wheel, Steering	1	35	M944013	Plunger, Valve Centring	10
10	M944010	Housing Assembly (including Items 21, 50)	1	36	M25K-40224	“O” Ring Valve	1
11	M944011	Shaft Assembly (including Items 2, 12, 13, 14, 16, 16A, 53).....	1	37	M860997	Bearing, Worm Thrust	1
12	M853408	Nut, Ball.....	1	38	M861738	Adaptor Assembly, Valve (including Items 39, 40)	1
13	M851762	Bolt and Washer, Clamp.....	3	39	M25K-40108	“O” Ring, Adaptor	1
14	M853464	Clamp, Ball Return Guide.....	1	40	M861741	Bearing, Adaptor	1
15	M13F-08	Plug, Filler	1	41	M940111	Gear, Cross Shaft	1
16	M10J-09	Ball	106	42		§Bushing, Housing Side Cover (see Item 46)	1
16A	M853412	†Guide, Ball Return	4	43	M853187	Shim Kit, Lash Adjuster	1
17	M853380	Gasket, Adaptor	1	44	M8D-07	Nut, Lash Adjuster.....	1
18	M3E-07	Lockwasher, Adaptor.....	4	45	M851770	Adjuster, Lash	1
19	M1C-720	Bolt, Adaptor	4	46	M853182	Cover Assembly, Housing Side (including Item 42).....	1
20		§Valve Spool (see Item 33)		47	M1C-612	Bolt, Side Cover	3
21	M853357	Bushing, Pitman Shaft	2	48	M2E-06	Lockwasher, Side Cover	3
22	M853391	Seal, Pitman Shaft Grease	1	49	M851756	Gasket, Side Cover	1
23	M3E-18	Lockwasher, Pitman Arm	1	50	M730143	Bearing, Housing	1
24	M850756	Nut, Drop Arm	1	51	M622026	Connector Assembly, Horn Cable.....	1
25	M25K-40224	“O” Ring, Valve.....	1	51A	M622027	†Screw, Connector.....	2
26	M944009	Arm, Drop.....	1	51B	M518346	†Gasket, Horn Connector Assembly	1
27	M943667	Cover, Valve End	1	52	M622028	Cover, Horn Cable Connector	1
28	M2E-06	Lockwasher, End Cover	3	53	M944012	Contact Assembly, Horn Cable	1
29	M1C-656	Bolt, End Cover	3	54	M3G-1003	Screw, Connector Cover	2
30	M873250	Nut, Worm Bearing.....	1	54A	M17E-10	†Lockwasher	2
31	M943429	Spring, Worm Bearing	1				

† — Not Illustrated
§ — Not Sold Separately

WHEN ORDERING PARTS, ALWAYS STATE MODEL AND SERIAL NO. OF MACHINE

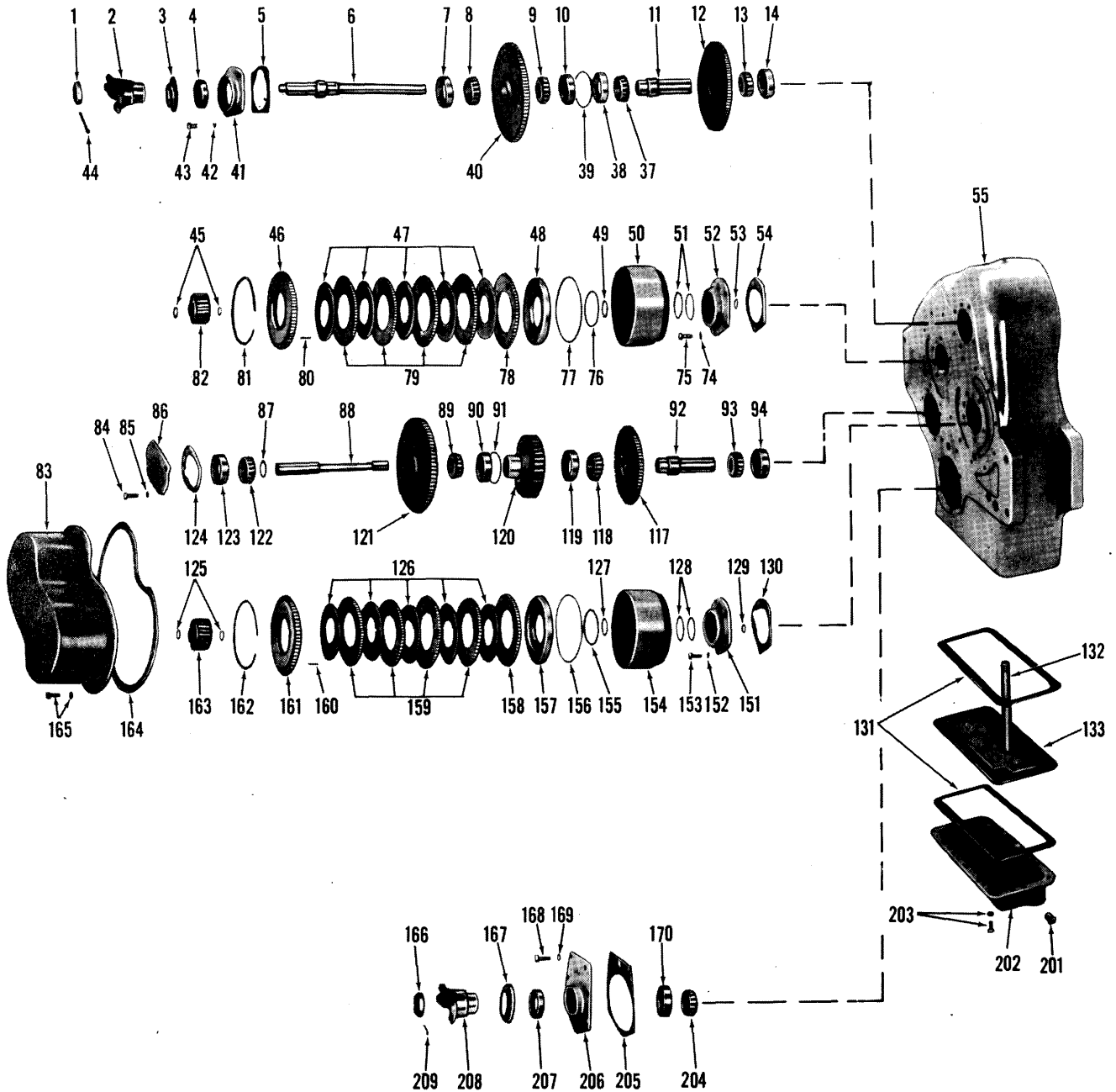


STEERING DRAG LINK ASSEMBLY

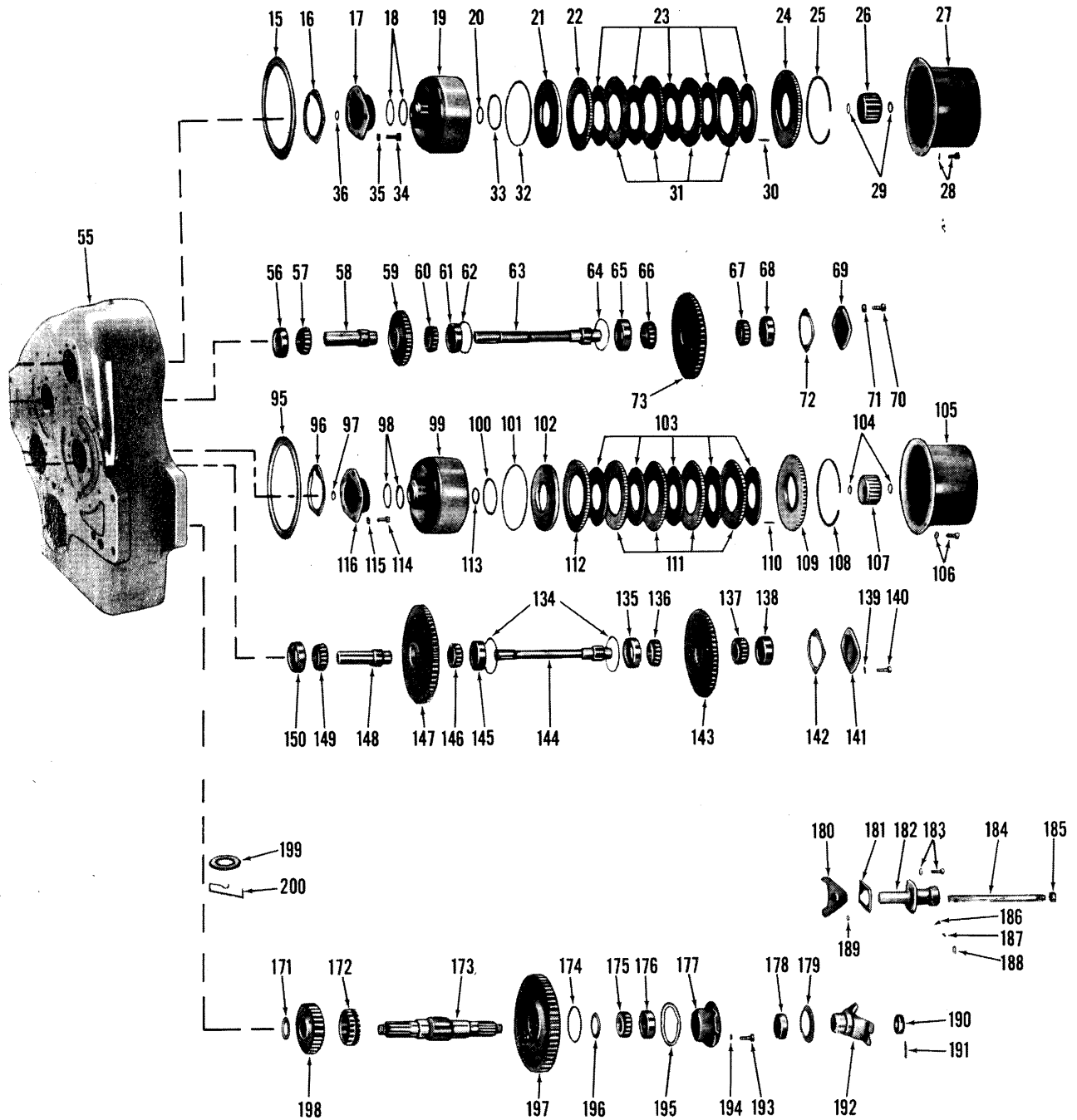
Item No.	Part No.	Description	No. Req'd.	Item No.	Part No.	Description	No. Req'd.
1	M528373	Drag Link Assembly (including Items 1A, 1B, 2, 3, 7 and 8).....	1	4	AW32/77	Grease Fitting	1
1A	AW201877	†Drag Link and Thrust Pad (including Item 1B)	1	5	AW5/94	Split Pin	1
1B	AW201363	†Thrust Pad	2	6	AW32/77	Grease Fitting	1
2	M940604	Plug, Adjusting	2	7	M940606	Plug, Safety	2
3	M940605	Spring	2	8	M940015	Seat, Ball Pin	4
				9	AW5/94	Split Pin	1

† — Not Illustrated

WHEN ORDERING PARTS, ALWAYS STATE MODEL AND SERIAL NO. OF MACHINE



TS-1889



TS-1889

TRANSMISSION ASSEMBLY

Item No.	Part No.	Description	No. Req'd.	Item No.	Part No.	Description	No. Req'd.
A	M281041	Transmission Assembly (including 1 thru 213—T75A-6)	1	44	M1F-424	Cotter, Input Flange Nut	1
1	M201951	Nut, Input Flange	1	45	M224068	Ring, Clutch Disc Hub Retaining	2
2	M209343	Flange Assembly, Input (including 3)	1	46	M208760	Plate, Clutch Disc End	1
3	M100949	Deflector, Input Flange	1	47	M209928	Disc, Clutch Inner	5
4	M206864	Seal, Input Shaft Oil	1	48	M221996	Piston, Clutch	1
5	M209340	†Shim, Bearing Cap (.004)	1	49	M224097	Ring, Clutch Drum Hub Retaining	1
5A	M209341	†Shim, Bearing Cap (.007)	1	50	M222410	Drum Assembly, Clutch (including Items 50A, 50B)	1
5B	M209342	†Shim, Bearing Cap (.010)	1	50A	M222407	†Housing, Bleed Valve	1
6	M220542	Shaft, Input	1	50B	M10J-06	†Ball, Bleed Valve	1
7	M675544	Cup, Input Shaft Bearing	1	51	M209387	Ring, Hub Oil Seal	2
8	M675547	Cone, Input Shaft Bearing	1	52	M209391	Cap, Clutch Bearing	1
9	M675547	Cone, Input Shaft Bearing	1	53	M25K-30016	'O' Ring, Bearing Cap	1
10	M675544	Cup, Input Shaft Bearing	1	54	M209392	†Shim, Clutch Bearing Cap (.004)	1
11	M209368	Shaft, Forward Gear Quill	1	54A	M209393	†Shim, Clutch Bearing Cap (.007)	1
12	M209369	Gear, Input Shaft Forward (54T)	1	54B	M209394	†Shim, Clutch Bearing Cap (.010)	1
13	M675548	Cone, Input Shaft Bearing	1	54C	M221208	†Shim, Clutch Bearing Cap (.020)	1
14	M675544	Cup, Input Shaft Bearing	1	55	M220672	Case, Transmission	1
15	M221401	Gasket, Clutch Cover	1	56	M675544	Cup, 1st—3rd Shaft Bearing	1
16	M209392	†Shim, Clutch Bearing Cap (.004)	1	57	M675548	Cone, 1st—3rd Shaft Bearing	1
16A	M209393	†Shim, Clutch Bearing Cap (.007)	1	58	M209368	Shaft, 1st—3rd Quill	1
16B	M209394	†Shim, Clutch Bearing Cap (.010)	1	59	M209374	Gear, 1st—3rd Drive (29T)	1
16C	M221208	†Shim, Clutch Bearing Cap (.020)	1	60	M675548	Cone, 1st—3rd Shaft Bearing	1
17	M209391	Cap, Clutch Bearing	1	61	M675544	Cup, 1st—3rd Shaft Bearing	1
18	M209387	Ring, Hub Oil Seal	2	62	M223881	Ring, 1st—3rd Shaft Bearing, Locating	1
19	M222410	Drum Assembly, Clutch (including Items 19A, 19B)	1	63	M220541	Shaft, 1st—3rd Drive	1
19A	M222407	†Housing, Bleed Valve	1	64	M223881	Ring, 1st—3rd Shaft Bearing, Locating	1
19B	M10J-06	†Ball, Bleed Valve	1	65	M675544	Cup, 1st—3rd Shaft Bearing	1
20	M224097	Ring, Clutch Drum Hub Retaining	1	66	M675547	Cone, 1st—3rd Shaft Bearing	1
21	M221996	Piston, Clutch	1	67	M675547	Cone, 1st—3rd Shaft Bearing	1
22	M221998	Disc, Clutch Outer	1	68	M675544	Cup, 1st—3rd Shaft Bearing	1
23	M209928	Disc, Clutch Inner	5	69	M209364	Cap, 1st—3rd Shaft Bearing	1
24	M208760	Plate, Clutch Disc End	1	70	MIC-718	Bolt, Bearing Cap	4
25	M223942	Ring, End Plate Retaining	1	71	M4E-07	Lockwasher, Bearing Cap	4
26	M220539	Hub, Clutch Disc	1	72	M209365	†Shim, Bearing Cap (.004)	1
27	M209358	Cover, Clutch	1	72A	M209366	†Shim, Bearing Cap (.007)	1
28	M5C-614	Bolt and Lockwasher, Clutch Cover	10	72B	M209367	†Shim, Bearing Cap (.010)	1
29	M224068	Ring, Clutch Disc Hub Retaining	2	73	M209375	Gear, 1st—3rd Drop (44T)	1
30	M209709	Spring, Clutch Disc Release	10	74	M4E-07	Lockwasher, Bearing Cap	4
31	M208773	Disc, Clutch Outer	4	75	MIC-718	Bolt, Bearing Cap	4
32	M208776	Seal, Clutch Piston Outer	1	76	M208777	Ring, Clutch Piston Inner Sealing	1
33	M208777	Ring, Clutch Piston Inner Sealing	1	77	M208776	Seal, Clutch Piston Outer	1
34	MIC-718	Bolt, Bearing Cap	4	78	M221998	Disc, Clutch Outer	1
35	M4E-07	Lockwasher, Bearing Cap	4	79	M208773	Disc, Clutch Outer	4
36	M25K-30016	'O' Ring, Bearing Cap	1	80	M209709	Spring, Clutch Disc Release	10
37	M675548	Cone, Input Shaft Bearing	1	81	M223942	Ring, End Plate Retaining	1
38	M675544	Cup, Input Shaft Bearing	1	82	M220539	Hub, Clutch Disc	1
39	M223881	Ring, Input Shaft Bearing Locating	2	83	M209357	Cover, Clutch	1
40	M209377	Gear, Input Shaft Reverse (45T)	1	84	MIC-718	Bolt, Bearing Cap	1
41	M209339	Cap, Input Shaft Bearing	1	85	M4E-07	Lockwasher, Bearing Cap	4
42	M4E-07	Lockwasher, Bearing Cap	4	86	M209416	Cap, 2nd—4th Bearing	1
43	MIC-718	Bolt, Bearing Cap	4	87	M224031	Ring, 2nd—4th High Gear, Locating	1
				88	M220543	Shaft, 2nd—4th Drive	1
				89	M675546	Cone, 2nd—4th Shaft Bearing	1

† — Not Illustrated
‡ — As Required

WHEN ORDERING PARTS, ALWAYS STATE MODEL AND SERIAL NO. OF MACHINE

TRANSMISSION ASSEMBLY (continued)

Item No.	Part No.	Description	No. Req'd.	Item No.	Part No.	Description	No. Req'd.
90	M675542	Cup, 2nd—4th Shaft Bearing	1	130A	M209393	‡Shim, Clutch Bearing Cap (.007)	
91	M223951	Ring, 2nd—4th Shaft Bearing Locating	1	130B	M209394	‡Shim, Clutch Bearing Cap (.010)	
92	M209368	Shaft, 2nd—4th Quill	1	130C	M221208	‡Shim, Clutch Bearing Cap (.020)	
93	M675548	Cone, 2nd—4th Shaft Bearing	1	131	M209353	Gasket, Oil Pan	2
94	M675544	Cup, 2nd—4th Shaft Bearing	1	132	M220673	Pipe, Oil Suction	1
95	M221401	Gasket, Clutch Cover	1	133	M220669	Screen, Sump	1
96	M209392	‡Shim, Clutch Bearing Cap (.004)		134	M223881	Ring, Reverse Shaft Bearing Locating	2
96A	M209393	‡Shim, Clutch Bearing Cap (.007)		135	M675544	Cup, Reverse Shaft Bearing	1
96B	M209394	‡Shim, Clutch Bearing Cap (.010)		136	M675547	Cone, Reverse Shaft Bearing	1
96C	M221208	‡Shim, Clutch Bearing Cap (.020)		137	M675547	Cone, Reverse Shaft Bearing	1
97	M25K-30016	'O' Ring, Bearing Cap	1	138	M675544	Cup, Reverse Shaft Bearing	1
98	M209387	Ring, Hub Oil Seal	2	139	M4E-07	Lockwasher, Reverse Bearing Cap	4
99	M222410	Drum Assembly (including Items 99A, 99B)	1	140	MIC-718	Bolt, Reverse Bearing Cap	4
99A	M222407	†Housing, Bleed Valve	1	141	M209364	Cap, Reverse Bearing	1
99B	M10J-06	†Ball, Bleed Valve	1	142	M209365	‡Shim, Reverse Bearing Cap (.004)	
100	M208777	Ring, Clutch Piston Inner Sealing	1	142A	M209366	‡Shim, Reverse Bearing Cap (.007)	
101	M208776	Seal, Clutch Piston Outer	1	142B	M209367	‡Shim, Reverse Bearing Cap (.010)	
102	M221996	Piston, Clutch	1	143	M209372	Gear, Reverse Idler (52-T)	1
103	M209928	Disc, Clutch Inner	5	144	M220541	Shaft, Reverse	1
104	M224068	Ring, Clutch Disc Hub Retaining	2	145	M675544	Cup, Reverse Shaft Bearing	1
105	M209358	Cover, Clutch	1	146	M675548	Cone, Reverse Shaft Bearing	1
106	M5C-614	Bolt and Lockwasher, Clutch Cover	10	147	M209371	Gear, Reverse Shaft Drive (54-T)	1
107	M220539	Hub, Clutch Disc	1	148	M209368	Shaft, Reverse Quill	1
108	M223942	Ring, End Plate Retaining	1	149	M675548	Cone, Reverse Shaft Bearing	1
109	M208760	Plate, Clutch Disc End	1	150	M675544	Cup, Reverse Shaft Bearing	1
110	M209709	Spring, Clutch Disc Release	10	151	M209391	Cap, Clutch Bearing	1
111	M208773	Disc, Clutch Outer	4	152	M4E-07	Lockwasher, Bearing Cap	4
112	M221998	Disc, Clutch Outer	1	153	MIC-718	Bolt, Bearing Cap	4
113	M224097	Ring, Clutch Drum Hub Retaining	1	154	M222410	Drum Assembly, Clutch (including Items 154A, 154B)	1
114	MIC-718	Bolt, Bearing Cap	4	154A	M222407	†Housing, Bleed Valve	1
115	M4E-07	Lockwasher, Bearing Cap	4	154B	M10J-06	†Ball, Bleed Valve	1
116	M209391	Cap, Clutch Bearing	1	155	M208777	Ring, Clutch Piston Inner Sealing	1
117	M209369	Gear, 2nd—4th Drive (43T)	1	156	M208776	Seal, Clutch Piston Outer	1
118	M675548	Cone, 2nd—4th Shaft Bearing	1	157	M221996	Piston, Clutch	1
119	M675544	Cup, 2nd—4th Shaft Bearing	1	158	M221998	Disc, Clutch Outer	1
120	M220395	Gear, 2nd—4th Low Drive (32T)	1	159	M208773	Disc, Clutch Outer	4
121	M209421	Gear, 2nd—4th Drive Shaft Hi (57T)	1	160	M209709	Spring, Clutch Disc Release	10
122	M675545	Cone, 2nd—4th Shaft Bearing	1	161	M208760	Plate, Clutch Disc End	1
123	M675542	Cup, 2nd—4th Shaft Bearing	1	162	M223942	Ring, End Plate Retaining	1
124	M209417	‡Shim, 2nd—4th Bearing Cap (.004)		163	M220539	Hub, Clutch Disc	1
124A	M209418	‡Shim, 2nd—4th Bearing Cap (.007)		164	M209370	Gasket, Cover	1
124B	M209419	‡Shim, 2nd—4th Bearing Cap (.010)		165	M5C-614	Bolt & Lockwasher, Cover	16
125	M224068	Ring, Clutch Disc Hub Retaining	2	166	M205928	Nut, Output Shaft Flange	1
126	M209928	Disc, Clutch Inner	5	167	M100949	Deflector, Flange	1
127	M224097	Ring, Clutch Drum Hub Retaining	1	168	MIC-720	Bolt, Rear Output Shaft Bearing Retainer	7
128	M209387	Ring, Hub Oil Seal	2	169	M4E-07	Lockwasher, Rear Output Shaft Bearing Retainer	7
129	M25K-30016	'O' Ring, Bearing Cap	1	170	M675544	Cup, Output Shaft Rear Bearing	1
130	M209392	‡Shim, Clutch Bearing Cap (.004)		171	M209407	Washer, Output Shaft Gear Thrust	1

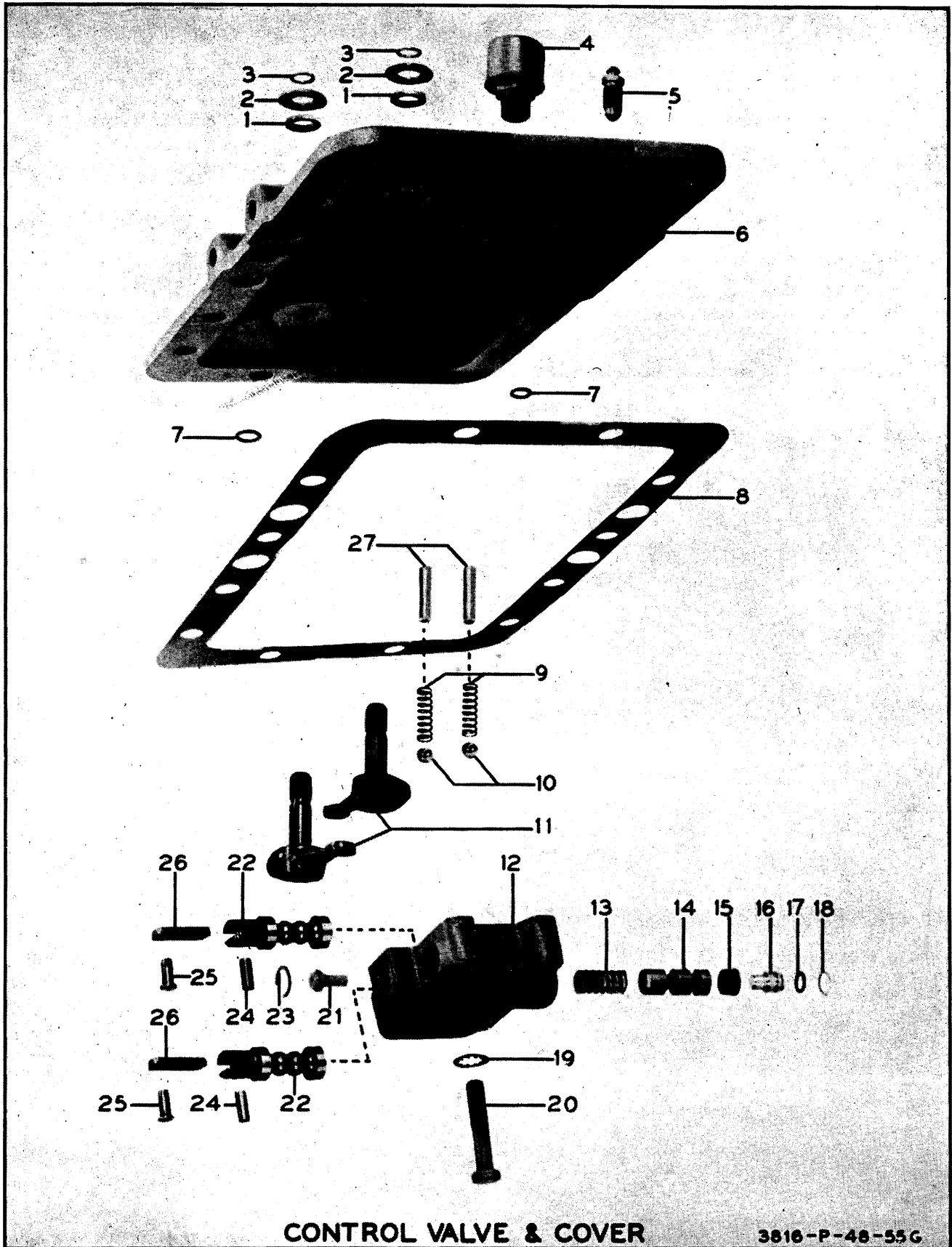
† — Not Illustrated
‡ — As Required

WHEN ORDERING PARTS, ALWAYS STATE MODEL AND SERIAL NO. OF MACHINE

TRANSMISSION ASSEMBLY (continued)

Item No.	Part No.	Description	No. Req'd.	Item No.	Part No.	Description	No. Req'd.
172	M209409	Hub, Output Shaft High & Low Shift.....	1	195B	M209703	‡Shim, Bearing Cap (.010)	
173	M209408	Shaft, Output	1	196	M209407	Washer, Output Shaft Gear Thrust.....	1
174	M209673	Ring, Low Gear Oil	1	197	M209399	Gear & Bushing Assembly, Low (55-T) (including Item 199A)	1
175	M675548	Cone, Output Shaft Front Bearing	1	197A	M209402	†Bushing, Low Gear.....	1
176	M675544	Cup, Output Shaft Front Bearing.....	1	198	M209396	Gear & Bushing Assembly, High (29-T) (including Item 200A)	1
177	M209692	Cap, Output Shaft Bearing	1	198A	M209398	†Bushing, High Gear	1
178	M206864	Seal, Output Shaft Front Oil.....	1	199	M525293	Magnet, Sump Screen	1
179	M100949	Deflector, Flange	1	200	M223780	Spring, Magnet Retaining	1
180	M209403	Fork, High & Low Shift.....	1	201	M201120	Plug, Drain—Magnetic.....	1
181	M209406	Gasket, Shift Shaft Support	1	202	M209352	Cover, Oil	1
182	M209405	Support, Shift Shaft	1	203	M5C-616	Bolt & Lockwasher, Oil Pan.....	14
183	M5C-616	Bolt & Lockwasher, Shift Shaft Support	4	204	M675548	Cone, Output Shaft Rear Bearing.....	1
184	M209404	Shaft, High & Low Shift.....	1	205	M209411	Shim, Output Shaft Rear Bearing Retainer.....	1
185	M208871	Seal, Shift Shaft Support Oil.....	1	206	M209410	Retainer, Output Shaft Rear Bearing.....	1
186	M10J-12	Ball, Mesh Lock (Support)	1	207	M206864	Seal, Output Shaft Rear Oil	1
187	M40K-04	Plug, Mesh Lock (Support).....	1	208	M224465	Flange Assembly, Output (including Item 167).....	1
188	M201844	Spring, Mesh Lock (Support).....	1	209	M1F-432	Cotter, Flange Nut.....	1
189	M201566	Screw, Fork Lock	1	210	M19F-8	†Bushing, Reducing $\frac{3}{8} \times \frac{3}{4}$	1
189A	M28H-18	†Lockwire, Fork Lock Screw	1	211	M356626	†Bushing, Reducing $1 \times 1\frac{1}{4}$	1
190	M205928	Nut, Output Shaft Flange	1	212	M13F-12	†Plug, Oil Level $\frac{3}{4}$ "	1
191	M1F-432	Cotter, Flange Nut.....	1	213	M13F-06	†Plug, Breather Hole.....	1
192	M224465	Flange Assembly, Output (including Item 179)	1	214		Transmission Mountings (see Index).....	
193	M1C-718	Bolt, Bearing Cap.....	4				
194	M4E-07	Lockwasher, Bearing Cap	4				
195	M209701	‡Shim, Bearing Cap (.004)					
195A	M209702	‡Shim, Bearing Cap (.007)					

† — Not Illustrated
‡ — As Required

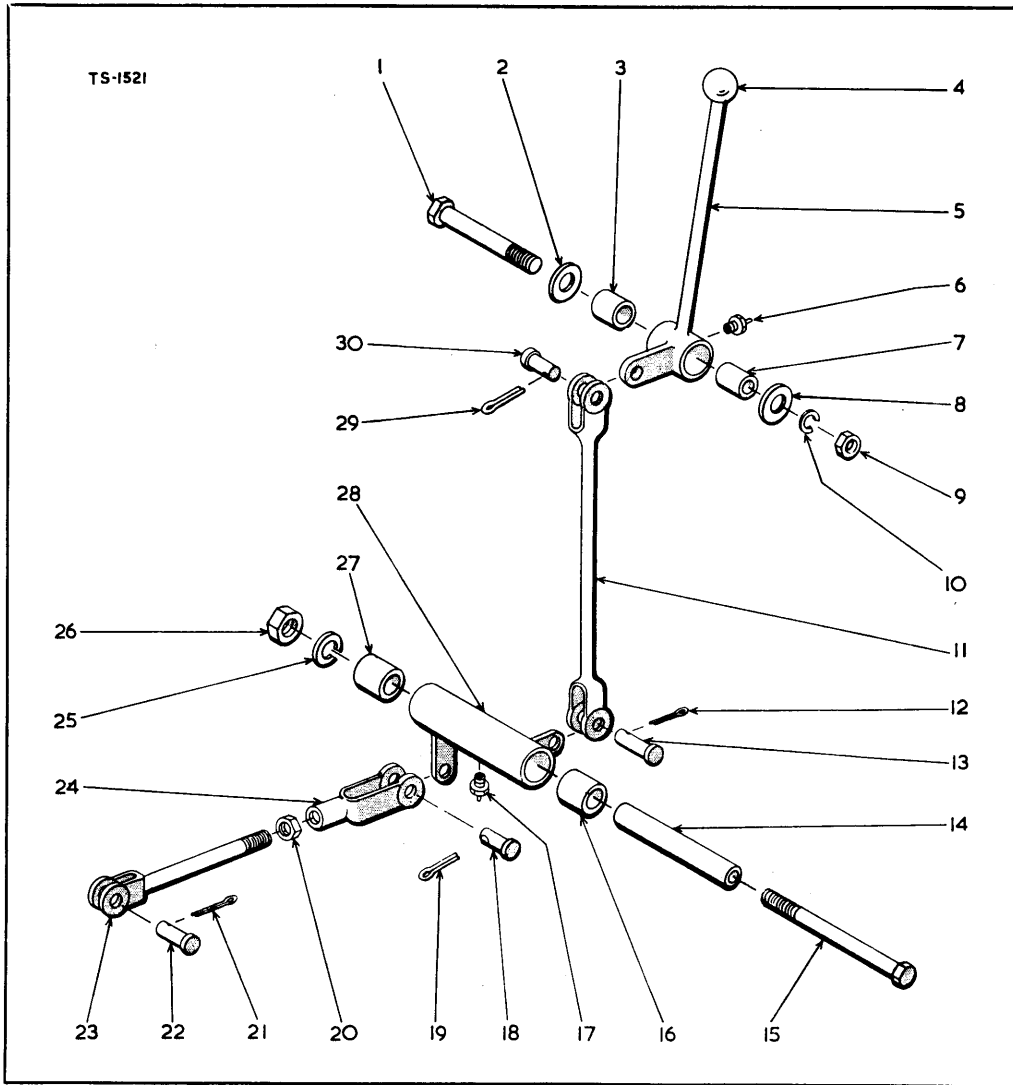


3818-P-48-55G

TRANSMISSION CONTROL COVER ASSEMBLY

Item No.	Part No.	Description	No. Req'd.	Item No.	Part No.	Description	No. Req'd.
A	M800657	Cover and Valve Assembly, Control (including 1 thru 29)	1	18	M223944	Ring, Shut-off Valve Stop Retaining	1
1	M208812	Seal, Selector Arm and Shaft Oil	2	19	M6E-06	Lockwasher, Control Valve Housing Bolt	4
2	M619027	Washer, Selector Arm and Shaft	2	20	M1C-628	Bolt, Control Valve Housing	4
3	M224095	Ring, Selector Arm and Shaft Washer Retaining	2	21	M209894	Guide, Valve Spring	1
4	M104942	Breather Assembly	1	22	M208807	Valve, Selector (see Item 29)	2
5	M208805	Valve, Bleeder	1	23	M223944	Ring, Shut-off Valve Spring Retaining	1
6	M209378	Cover, Control	1	24	M208809	Pin, Selector Valve Link	2
7	M25K-30016	"O" Ring	5	25	M208810	Pin, Selector Valve Link Clevis	2
8	M209379	Gasket, Control Cover	1	26	M209382	Link, Selector Valve	2
9	M203647	Spring, Selector Valve Detent ..	2	27	M209874	Stop, Selector Valve Detent Ball	2
10	M10J-12	Ball, Selector Valve Detent Spring	2	28	M1F-208	†Cotter, Valve Link Clevis Pin ...	2
11	M209690	Selector Arm and Shaft Assembly	2	29	M209381	Valve Assembly, Selector (including Items 22, 24, 26)	2
12	M209380	Housing, Selector Valve	1	30	M13F-02	†Plug, Control Cover Oil Passage	5
13	M220363	Spring, Shut-off Valve	1	31	M1C-718	†Bolt, Control Cover to Case	9
14	M208815	Valve, Shut-off	1	32	M4E-07	†Lockwasher, Control Cover to Case	9
15	M208820	Cup, Shut-off Valve Sealing	1	33	M800653	†Valve Assembly, Selector Control (including 12 thru 18, 21 thru 24 and 26)	1
16	M209878	Stop, Selector Shut-off Valve	1				
17	M25K-30014	Seal, Selector Shut-off Valve Stop	1				

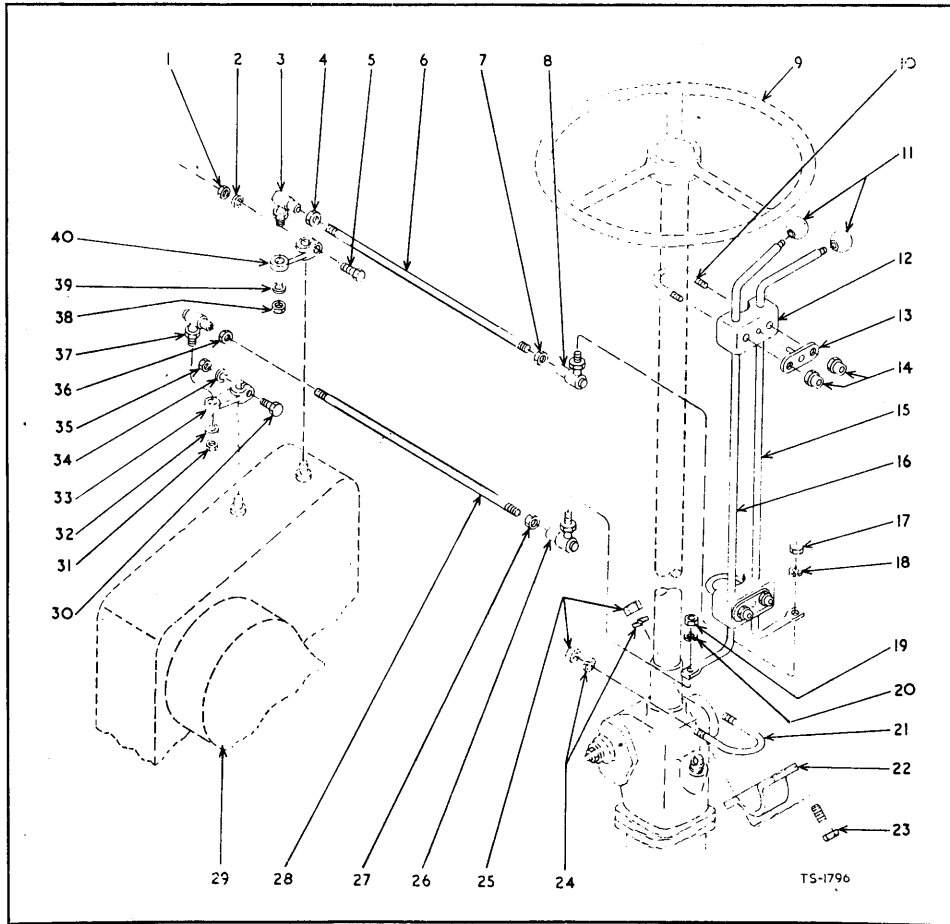
† — Not Illustrated



TRANSMISSION CONTROL LEVERS AND LINKAGE

Item No.	Part No.	Description	No. Req'd.	Item No.	Part No.	Description	No. Req'd.
1	AW16/312	Bolt, Lever Mounting.....	1	16	M526767	Bushing, Bell Crank.....	1
2	M616796	Washer, Lever Mounting.....	1	17	AW32/77	Grease Fitting.....	1
3	M526767	Bushing, Range Lever.....	1	18	AW52/6/H	Pin, Clevis.....	1
4	M509772	Knob, Range Lever.....	1	19	AW5/88	Split Pin, Clevis.....	1
5	AW207331	Lever Assembly, Range (including Item 3).....	1	20	AW8/69	Nut, Clevis Locking.....	1
6	AW32/77	Grease Fitting.....	1	21	AW5/59	Split Pin, Clevis.....	1
7	M550646	Sleeve, Lever Mounting.....	1	22	AW52/4/H	Pin, Clevis.....	1
8	M616796	Washer, Lever Mounting.....	1	23	M550683	Rod, Range Shift—Lower.....	1
9	AW6/69	Nut, Lever Mounting.....	1	24	AW26/34	Clevis, Rod to Bell Crank.....	1
10	AW4/8	Lockwasher, Lever Mounting.....	1	25	AW4/10	Lockwasher, Bell Crank Mounting.....	1
11	M509733	Rod, Range Shift—Upper.....	1	26	AW6/71	Nut, Bell Crank Mounting.....	1
12	AW5/88	Split Pin, Clevis.....	1	27	M526767	Bushing, Bell Crank.....	1
13	AW52/6/H	Pin, Clevis.....	1	28	M551494	Bell Crank Assembly (including Items 16 and 27).....	1
14	M551496	Sleeve, Bell Crank Mounting.....	1	29	AW5/88	Split Pin, Clevis.....	1
15	AW18/340	Bolt, Bell Crank Mounting.....	1	30	AW52/6/H	Pin, Clevis.....	1

WHEN ORDERING PARTS, ALWAYS STATE MODEL AND SERIAL NO. OF MACHINE

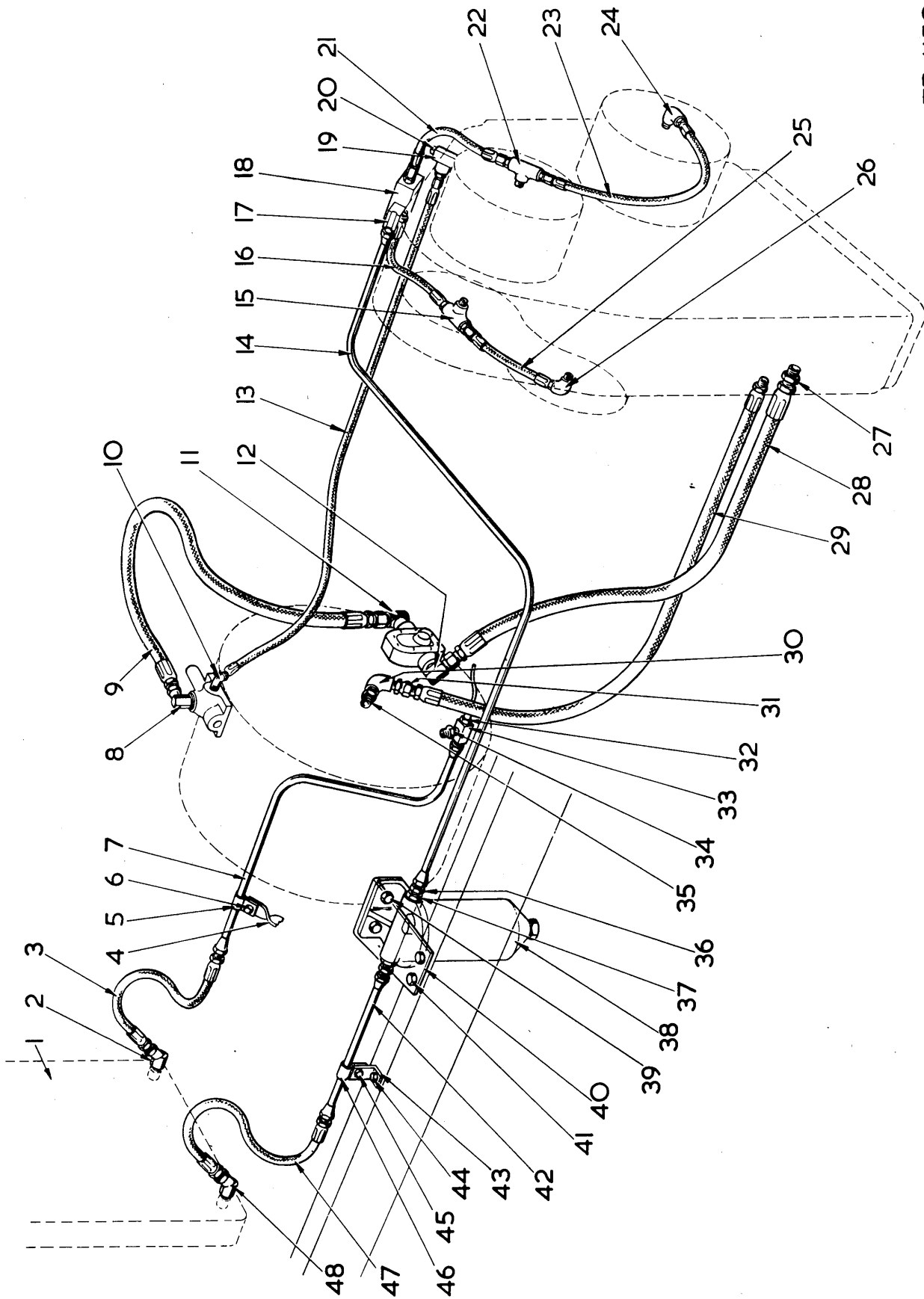


GEAR SHIFT LEVERS AND LINKAGE

Item No.	Part No.	Description	No. Req'd.	Item No.	Part No.	Description	No. Req'd.
1	AW6/65	Nut, Transmission Valve Lever	1	21	M523783	U-Bolt, Steering Gear to Frame	1
2	AW4/4	Lockwasher, Transmission Valve Lever	1	22	M550044	Clamp, Steering Gear to Frame	1
3	AW65/3	Ball Socket, Shift Rod to Lever	1	23	AW16/305	Bolt, Clamp to Frame	2
4	AW8/67	Nut, Ball Socket Locking	1	24	AW4/8	Lockwasher, U-Bolt and Clamp	4
5	AW12/305	Bolt, Transmission Valve Lever	1	25	AW6/69	Nut, U-Bolt and Clamp	4
6	M550674	Rod, Shift	1	26	AW65/3	Ball Socket, Shift Rod	1
7	AW8/67	Nut, Ball Socket Locking	1	27	AW8/67	Nut, Ball Socket Locking	1
8	AW65/3	Ball Socket, Shift Rod	1	28	M550674	Rod, Shift	1
9		Steering Wheel (see Index)		29		Transmission (see Index)	
10	M550672	U-Bolt, Support to Steering Column	2	30	AW12/305	Bolt, Lever to Transmission	1
11	M509772 or M300208	Knob, Shift Lever	2	31	AW8/67	Nut, Ball Socket to Transmission Lever	1
12	M550129	Support, Shift Lever	2	32	AW4/6	Lockwasher, Ball Socket to Transmission Lever	1
13	M550669	Plate, Shift Lever Support	2	33	M550803	Lever, Rod to Transmission	1
14	AW25/92	Nut, U-Bolt	4	34	AW4/4	Lockwasher, Lever to Transmission	1
15	M526562	Lever, High and Low Shift	1	35	AW6/65	Nut, Lever to Transmission	1
16	M526560	Lever, Forward and Reverse Shift	1	36	AW8/67	Nut, Ball Socket Locking	1
17	AW8/67	Nut, Ball and Socket to Lever	1	37	AW65/3	Ball Socket, Rod to Transmission Lever	1
18	AW4/6	Lockwasher, Ball and Socket to Lever	1	38	AW8/67	Nut, Ball Socket to Transmission Lever	1
19	AW8/67	Nut, Ball Socket to Lever	1	39	AW4/6	Lockwasher, Ball Socket to Transmission Lever	1
20	AW4/6	Lockwasher, Ball Socket to Lever	1	40	M550803	Lever, Rod to Transmission	1

WHEN ORDERING PARTS, ALWAYS STATE MODEL AND SERIAL NO. OF MACHINE

TP 1150



**HYDRAULIC SYSTEM, TRANSMISSION AND TORQUE CONVERTER
(PERKINS 270D)**

Item No.	Part No.	Description	No. Req'd.	Item No.	Part No.	Description	No. Req'd.
1		Radiator (see Index)	—	27	M356626	Adaptor, Reducing—Transmission	1
2		Omit		28	M520708	Hose, Transmission to Pump	1
3	M552296	Hose, Cooler Pipe to Radiator	1	29	M616533	Hose, Converter to Transmission	1
4	AW206240	Bracket, Pipe L.H.	1	30	M26F-5	Elbow, Torque Converter	1
5	S13138	Clip, Pipe	1	31	M36F-5	Adaptor Union, Elbow to Hose	1
6	UFS104/4R	Screw, Clip to Bracket	1	32	AW200221	Sender Unit, Temperature	1
6A	AW4/4	†Lockwasher	1	32A	AW200337	†Adaptor, Sender Unit	1
6B	UFN104/A	†Nut	1	33	M551896	Tee, Stud—Sender Unit Housing	1
7	AW207260	Pipe, Torque Converter to Flexible Pipe	1	34	M356617	Adaptor, Reducing—Stud Tee	1
7A	M78F-7	Tube Nut	2	35	M356621	Adaptor, Reducing—Elbow to Converter	1
8	29F-4	Adaptor Union, Pressure Regulator	1	36	M89F-7	Adaptor Union, Filter	2
9	M616533	Hose, Pump to Converter Regulator	1	37	AW200670	Adaptor, Reducing—Filter	2
10	M81F-2	Adaptor Union, Pressure Regulator	1	38	AW200167	Filter	1
11	M31F-5	Adaptor Union, Pump to Regulator	1	38A	AW200168	†Cartridge Kit	1
12	M31F-6	Adaptor Union, Pump to Transmission	1	39	UFB107/12R	Bolt, Filter to Bracket	2
13	M527550	Hose, Regulator to Transmission	1	39A	AW4/7	†Lockwasher	2
14	AW202663	Pipe, Transmission to Filter	1	39B	UFN107/A	†Nut	2
14A	M78F-7	Tube Nut	2	40	AW202213	Bracket, Filter Mounting	1
15	M18F-2	Tee, Stud—Transmission	1	41	UFB106/11R	Bolt, Bracket to Frame	2
15A	M5K-207	†Nipple, Tee	1	41A	AW3/3	†Washer, Taper	2
16	M551301	Hose, Clutch Pressure	1	41B	AW4/6	†Lockwasher	2
17	M83F-7	Elbow, Pipe to 4-way Adaptor	1	41C	UFN106/A	†Nut	2
18	M550866	4-way, Adaptor	1	42	AW207259	Pipe, Cooler Hose to Filter	1
19	M30F-1	Tee, Stud—Transmission Cover	1	42A	M78F-7	Tube Nut	2
20	M13F-04	Plug, Pipe—Stud Tee	1	43	AW206239	Bracket, Pipe Clip, R.H.	1
21	M550758	Hose, Clutch Pressure	1	44	UFS104/6R	Bolt, Bracket to Frame	1
22	M18F-2	Tee, Stud—Transmission	1	44A	AW4/4	†Lockwasher	1
22A	M5K-207	†Nipple, Tee	1	44B	UFN104/A	†Nut	1
23	M550758	Hose, Clutch Pressure	1	45	UFS104/4R	Bolt, Pipe Clip	1
24	M26F-2	Elbow, Transmission	1	45A	AW4/4	†Lockwasher	1
25	M550874	Hose, Clutch Pressure	1	45B	UFN104/A	†Nut	1
26	M26F-2	Elbow, Transmission	1	46	S13138	Clip, Pipe	1
				47	M552296	Hose, Pipe to Cooler	1
				48		Omit	

† — Not Illustrated

WHEN ORDERING PARTS, ALWAYS STATE MODEL AND SERIAL NO. OF MACHINE

HYDRAULIC SYSTEM, TRANSMISSION AND TORQUE CONVERTER
(Used on OS 173/1 thru OS 173/10)

Item No.	Part No.	Description	No. Req'd.	Item No.	Part No.	Description	No. Req'd.
1		Radiator (see Index).....		23A	AW200844	†Ring.....	2
2	M33F-4	Adaptor Union	1	23B	AW200843	Nut	1
3	M552296	Hose, Cooler Pipe to Radiator	1	24	AW200480	Elbow, Transmission	1
4	AW202700	Bracket, Pipe L.H. (Ford)	1	25	AW200575	Hose, Clutch Pressure (including Items 25A and 25B)	1
5	S13138	Clip, Pipe (Ford/Leyland)	1	25A	AW200844	†Ring.....	2
6	UFS104/4R	Screw, Clip to Bracket	1	25B	AW200843	Nut	2
6A	AW4/4	†Lockwasher	1	26	AW200480	Elbow, Transmission	1
6B	UFN104/A	†Nut	1	27	M356626	Adaptor, Reducing—Transmission	1
7	AW202262	Pipe, Torque Converter to Flexible Pipe	1	28	M520708	Hose, Transmission to Pump.....	1
7A	M78F-7	Tube Nut.....	2	29	M616533	Hose, Converter to Transmission	1
8	M29F-4	Adaptor Union, Pressure Regulator	1	30	M26F-5	Elbow, Torque Converter.....	1
9	M518882	Hose, Pump to Converter Regulator.....	1	31	M36F-5	Adaptor Union, Elbow to Hose	1
10	M81F-2	Adaptor Union, Pressure Regulator	1	32	AW200221	Sender Unit, Temperature	1
10A	AW200459	†Adaptor, Union — Hose to Adaptor	1	32A	AW200337	†Adaptor, Sender Unit	1
11	M29F-4	Adaptor Union, Pump to Regulator	1	33	M551896	Tee, Stud—Sender Unit Housing	1
12	M31F-6	Adaptor Union, Pump to Transmission	1	34	M356617	Adaptor, Reducing—Stud Tee	1
13	AW200581	Hose, Regulator to Transmission (including Items 13A and 13B).....	2	35	M356621	Adaptor, Reducing—Elbow to Converter	1
13A	AW200844	†Ring.....	2	36	M89F-7	Adaptor Union, Filter.....	2
13B	AW200843	Nut.....	2	37	AW200670	Adaptor, Reducing—Filter	1
14	AW202276	Pipe, Transmission to Filter (including Items 14A, 14B and 14C)	1	38	AW200167	Filter	1
14A	M78F-7	Tube Nut	1	38A	AW200168	†Cartridge Kit, Filter.....	1
14B	AW200842	†Ring.....	1	39	UFB107/12R	Bolt, Filter to Bracket	2
14C	AW200841	Nut.....	1	39A	AW4/7	†Lockwasher	2
15	AW200503	Tee, Stud—Transmission.....	1	39B	UFN107/A	†Nut	2
16	AW201321	Hose, Clutch Pressure (including Items 16A and 16B).....	1	40	AW202213	Bracket, Filter Mounting.....	1
16A	AW200844	†Ring.....	2	41	UFB106/11R	Bolt, Bracket to Frame	2
16B	AW200843	†Nut.....	2	41A	AW3/3	†Washer, Taper	2
17	M83F-7	Elbow, Pipe to 4-Way Adaptor	1	41B	AW4/6	†Lockwasher	2
18	AW200502	4-Way Adaptor.....	1	41C	UFN106/A	†Nut	2
19	AW200504	Tee, Stud—Transmission Cover	1	42	AW202260	Pipe, Cooler Hose to Filter.....	1
20		Omit		42A	M78F-7	Tube Nut	2
21	AW200579	Hose, Clutch Pressure (including Items 21A and 21B).....	1	43	AW202698	Bracket, Pipe Clip R.H. (Ford/Leyland)	1
21A	AW200843	Nut	2	44	UFS104/6R	Bolt, Bracket to Frame	1
22	AW200503	Tee, Stud—Transmission.....	1	44A	AW4/4	†Lockwasher	1
23	AW200577	Hose, Clutch Pressure.....	1	44B	UFN104/A	†Nut	1
				45	UFS104/4R	Bolt	1
				45A	AW4/4	†Lockwasher	1
				45B	UFN104/A	†Nut	1
				46	MS13138	Clip, Pipe (Ford/Leyland).....	1
				47	M552296	Hose, Cooler Pipe to Radiator....	1
				48	M33F-4	Adaptor Union, Hose to Cooler	1

† — Not Illustrated

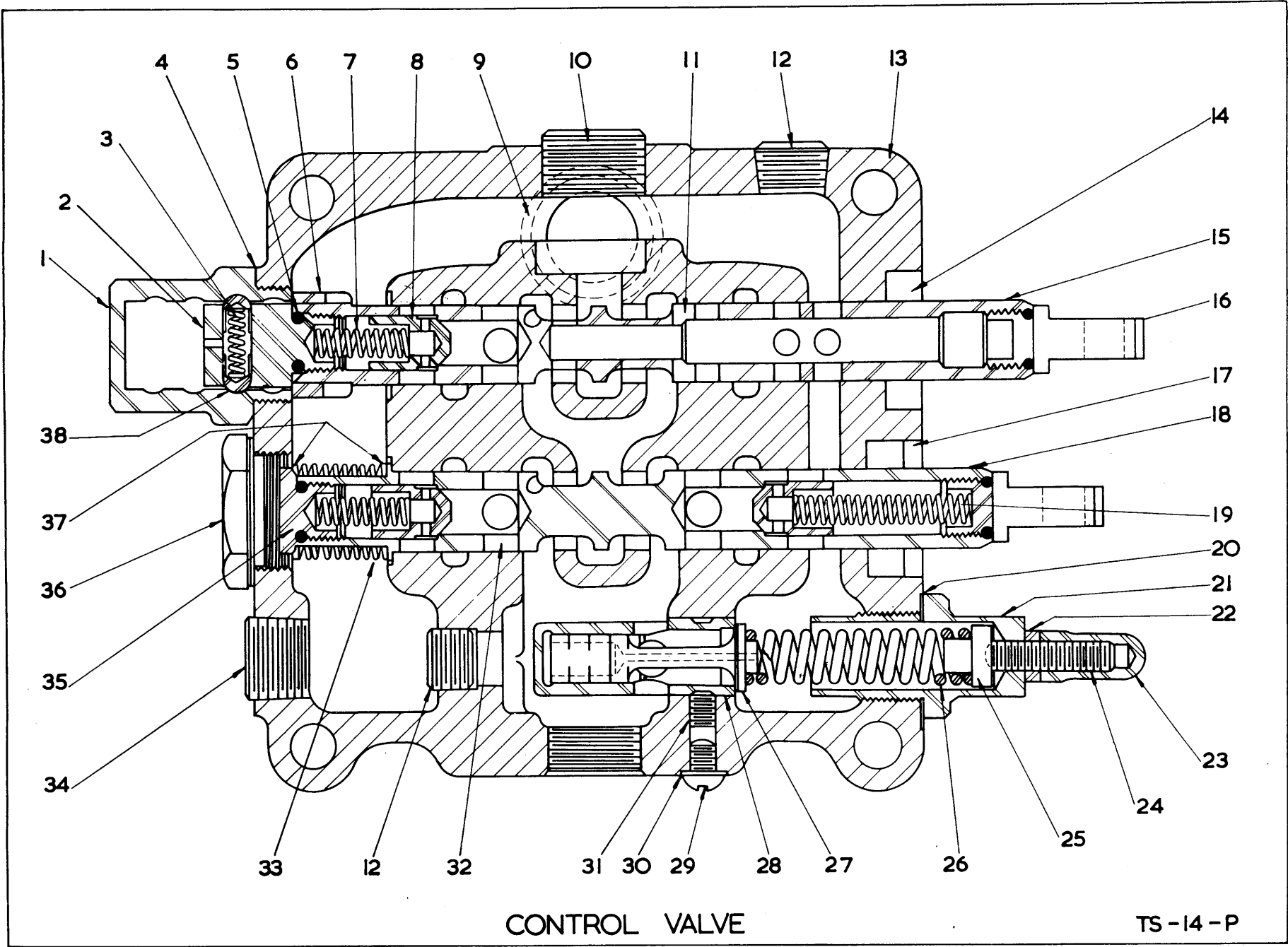
WHEN ORDERING PARTS, ALWAYS STATE MODEL AND SERIAL NO. OF MACHINE

**HYDRAULIC SYSTEM, TRANSMISSION AND TORQUE CONVERTER
(Used on OS 163/1 and thereafter OS 174/1 and thereafter)**

Item No.	Part No.	Description	No. Req'd.	Item No.	Part No.	Description	No. Req'd.
1		Radiator (see Index).....	—	27	M356626	Adaptor, Reducing—Transmission	1
2	M33F-4	Adaptor Union, Hose to Cooler	1	28	M520708	Hose, Transmission to Pump	1
3	M552296	Hose, Cooler Pipe to Radiator	1	29	M616533	Hose, Converter to Transmission	1
4	AW202700	Bracket, Pipe L.H. (Ford)	1	30	M26F-5	Elbow, Torque Converter.....	1
4A	AW202697	Bracket Pipe L.H. (Leyland).....	1	31	M36F-5	Adaptor Union, Elbow to Hose	1
5	S13138	Clip, Pipe	1	32	AW200221	Sender Unit, Temperature	1
6	UFS104/4R	Screw, Clip to Bracket	1	32A	AW200337	†Adaptor, Sender Unit	1
6A	AW4/4	†Lockwasher	1	33	M551896	Tee, Stud—Sender Unit Housing	1
6B	UFN104/A	†Nut	1	34	M356617	Adaptor, Reducing—Stud Tee	1
7	AW202665	Pipe, Torque Converter to Flexible Pipe	1	35	M356621	Adaptor, Reducing—Elbow to Converter	1
7A	M78F-7	Tube Nut	2	36	M89F-7	Adaptor Union, Filter	2
8	M31F-5	Adaptor Union, Pressure Regulator	1	37	AW200670	Adaptor, Reducing—Filter	2
9	M616533	Hose, Pump to Converter Regulator	1	38	AW200167	Filter	1
10	M81F-2	Adaptor Union, Pressure Regulator	1	38A	AW200168	†Cartridge Kit.....	1
11	M31F-5	Adaptor Union, Pump to Regulator	1	39	UFB107/12R	Bolt, Filter to Bracket	2
12	M31F-6	Adaptor Union, Pump to Transmission	1	39A	AW4/7	†Lockwasher	2
13	M527550	Hose, Regulator to Transmission	1	39B	UFN107/A	†Nut	2
14	AW202663	Pipe, Transmission to Filter	1	40	AW202213	Bracket, Filter Mounting.....	1
14A	M78F-7	Tube Nut	2	41	UFB106/11R	Bolt, Bracket to Frame	2
15	M18F-2	Tee, Stud—Transmission	1	41A	AW3/3	†Washer, Taper	2
15A	M5K-207	†Nipple, Tee	1	41B	AW4/6	†Lockwasher	2
16	M551301	Hose, Clutch Pressure.....	1	41C	UFN106/A	†Nut	2
17	M83F-7	Elbow, Pipe to 4-way Adaptor	1	42	AW202664	Pipe, Cooler Hose to Filter	1
18	M550866	4-way, Adaptor	1	42A	M78F-7	Tube Nut	2
19	M30F-1	Tee, Stud—Transmission Cover	1	43	AW202698	Bracket, Pipe Clip R.H. (Ford/Leyland)	1
20	M13F-04	Plug, Pipe—Stud Tee.....	1	44	UFS104/6R	Bolt, Bracket to Frame	1
21	M550758	Hose, Clutch Pressure.....	1	44A	AW4/4	†Lockwasher	1
22	M18F-2	Tee, Stud—Transmission.....	1	44B	UFN104/A	†Nut	1
22A	M5K-207	†Nipple, Tee	1	45	UFS104/4R	Bolt, Pipe Clip.....	1
23	M550758	Hose, Clutch Pressure.....	1	45A	AW4/4	†Lockwasher	1
24	M26F-2	Elbow, Transmission	1	45B	UFN104/A	†Nut	1
25	M550874	Hose, Clutch Pressure.....	1	46	S13138	Clip, Pipe (Ford/Leyland)	1
26	M26F-2	Elbow, Transmission	1	47	M552296	Hose, Pipe to Cooler.....	1
				48	M33F-4	Adaptor Union, Hose to Cooler	1

† — Not Illustrated

WHEN ORDERING PARTS, ALWAYS STATE MODEL AND SERIAL NO. OF MACHINE



CONTROL VALVE

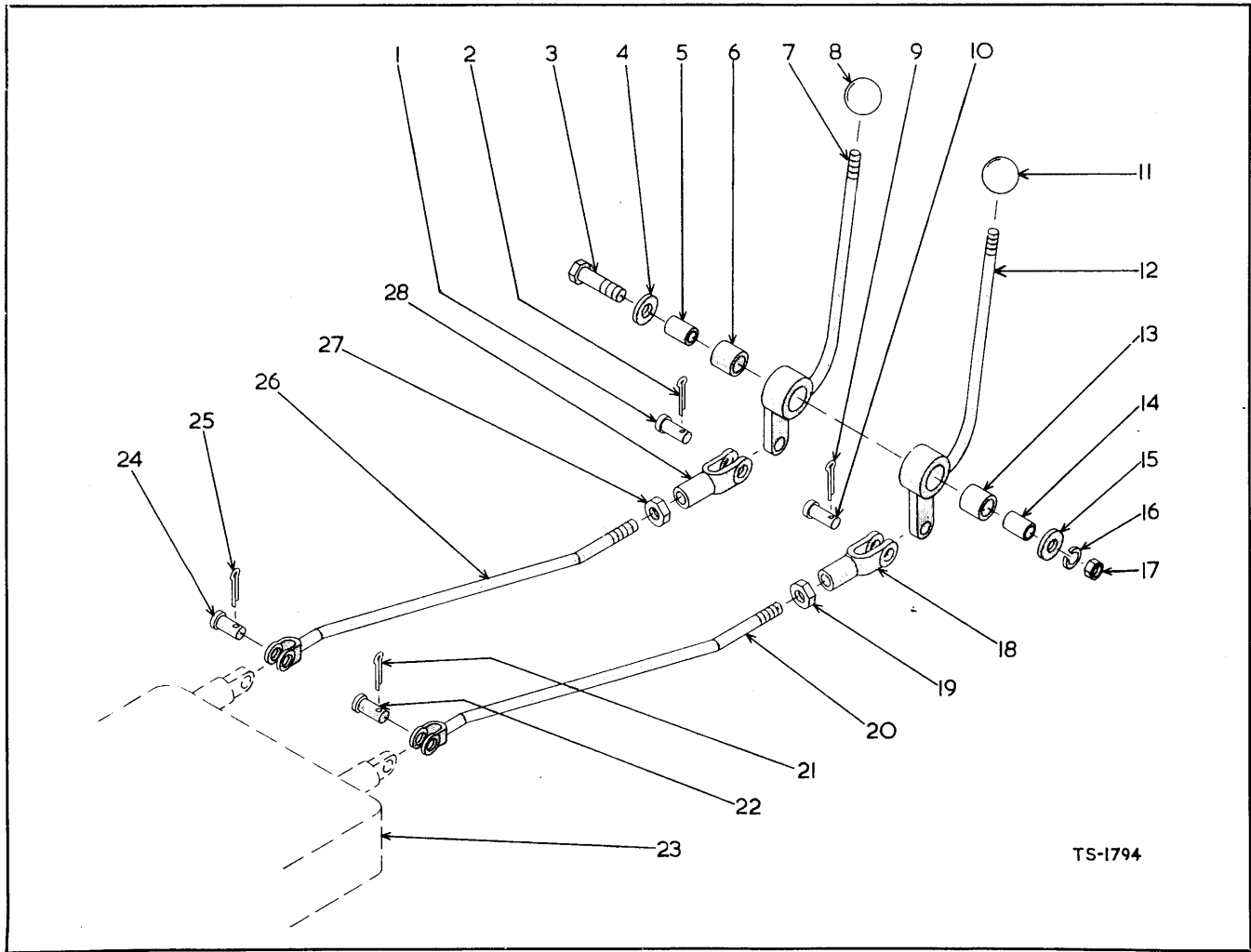
TS-14-P

CONTROL VALVE ASSEMBLY

Item No.	Part No.	Description	No. Req'd.	Item No.	Part No.	Description	No. Req'd.
A	M526664	Control Valve Assembly—Complete	1	21	M940025	Cap, Adjustment	1
1	M940040	Cap, Detent	1	22	M8D-06	Nut, Jam	1
2	M940023	Cap, Detent	1	22A	AW201027	†Gasket, Jam Nut	2
3	M940024	Spring, Detent	1	23	M863045	Nut, Acorn	1
4	M940041	Gasket	2	24	M940028	Screw, Adjustment	1
5	M940061	Seal Ring	4	25	M940029	Retainer Spring	1
6	M940062	Spacer, Plunger	1	26	M519783	Spring	1
7	M940063	Spring	2	27	M940032	Plunger, Relief Valve	1
8	M940064	Plunger, Check Valve	3	28	M940033	Seat, Relief Valve	1
9	AW10/42	Seal Ring	1	29	M863052	Screw	1
10	M16F-16	Pipe Plug	1	30	M863053	Gasket	1
11		§Operating Plunger (see Item A)	1	31	M863051	Screw, Set	1
12	M16F-08	Pipe Plug	2	32		§Operating Plunger (see Item A)	1
13		§Housing (see Item A)	1	33	M940072	Spring	1
14	M862092	Seal	2	34	M16F-12	Pipe Plug	1
15		§Operating Plunger Assembly—Float	1	35	M940073	Cap	1
16	M940068	Plunger Eye	2	36	M940039	Cap	1
17	M862092	Seal Assembly	1	37	M940074	Washer	2
18		§Operating Plunger Assembly—D.A. (see Item A)	1	38	M940075	Poppet, Detent Plunger	2
19	M940070	Spring	1	39	M16F-06	†Pipe Plug	1
20	M940031	Gasket	1	40	AW16/318	†Bolt, Valve to Reservoir	3
				41	AW4/8	†Lockwasher, Valve to Reservoir	3
				42	AW2/10	†Washer, Plain, Valve to Reservoir	3

† — Not Illustrated
 § — Not Sold Separately

WHEN ORDERING PARTS, ALWAYS STATE MODEL AND SERIAL NO. OF MACHINE

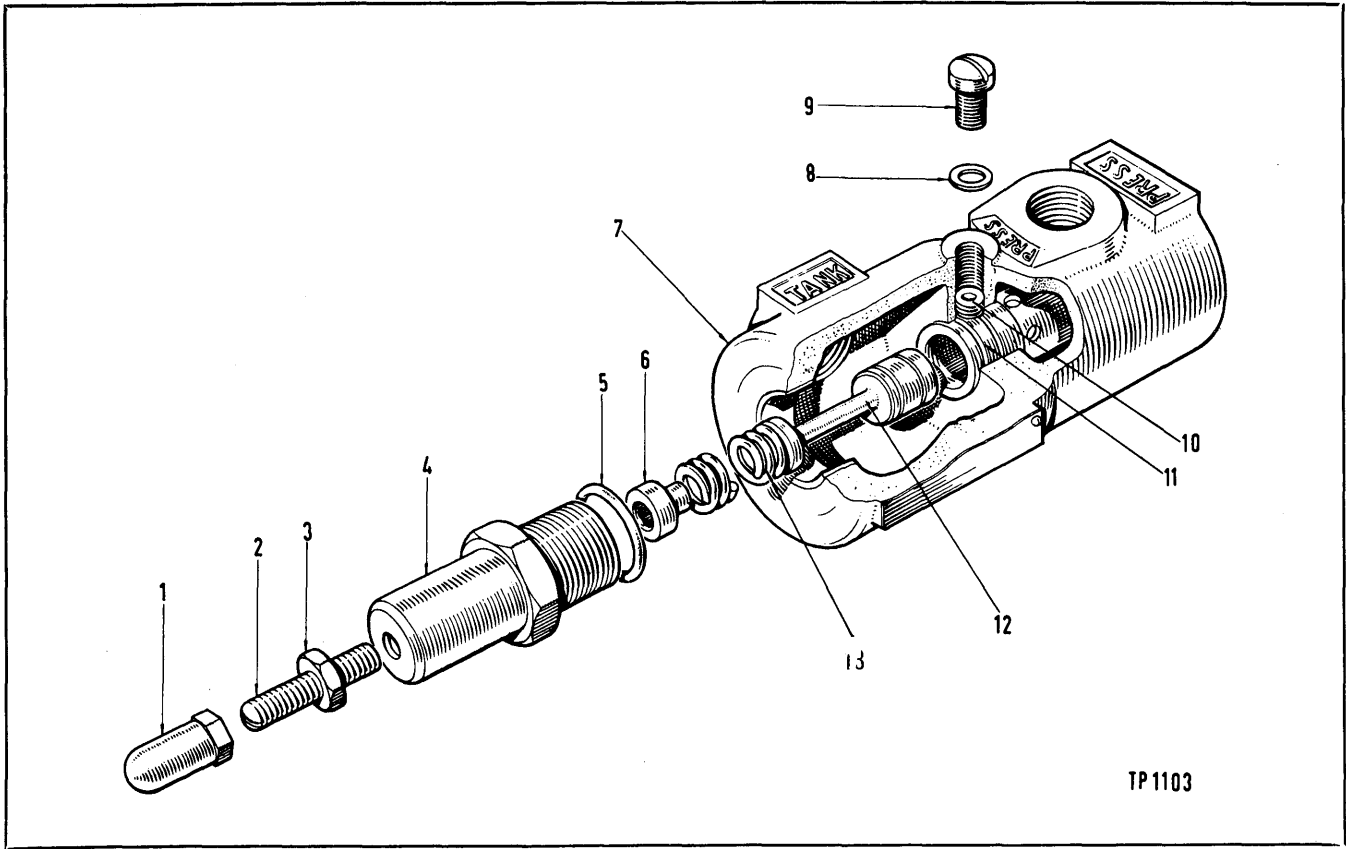


TS-1794

VALVE CONTROL LEVERS AND LINKAGE

Item No.	Part No.	Description	No. Req'd.	Item No.	Part No.	Description	No. Req'd.
1	AW52/6	Pin, Clevis to Lever	1	15	M616795	Washer, Lever to Frame	1
2	AW5/87	Split Pin, Clevis.....	1	16	AW4/8	Lockwasher, Lever to Frame	1
3	AW16/324	Bolt, Lever to Frame	1	17	AW6/69	Nut, Lever to Frame	1
4	M616795	Washer, Lever to Frame	1	18	AW26/34	Clevis, Rod to Lever	1
5	M550646	Sleeve, Lever to Frame	1	19	AW8/69	Nut, Clevis Locking	1
6	M526767	Bushing, Bucket Valve Lever	1	20	M550647	Rod, Boom Valve	1
7	M550644	Lever, Bucket Valve.....	1	21	AW5/87	Split Pin, Clevis	1
8	M509772	Knob, Bucket Lever.....	1	22	AW52/6	Pin, Clevis	1
9	AW5/87	Split Pin, Clevis.....	1	23		Control Valve (see Index)	
10	AW52/6	Pin, Clevis to Lever	1	24	AW52/6	Pin, Clevis	1
11	M509772	Knob, Boom Lever.....	1	25	AW5/87	Split Pin, Clevis.....	1
12	M550640	Lever, Boom Valve.....	1	26	M550647	Rod, Bucket Valve	1
13	M526767	Bushing, Boom Valve Lever	1	27	AW8/69	Nut, Clevis Locking	1
14	M550646	Sleeve, Lever to Frame	1	28	AW26/34	Clevis, Rod to Lever	1

WHEN ORDERING PARTS, ALWAYS STATE MODEL AND SERIAL NO. OF MACHINE

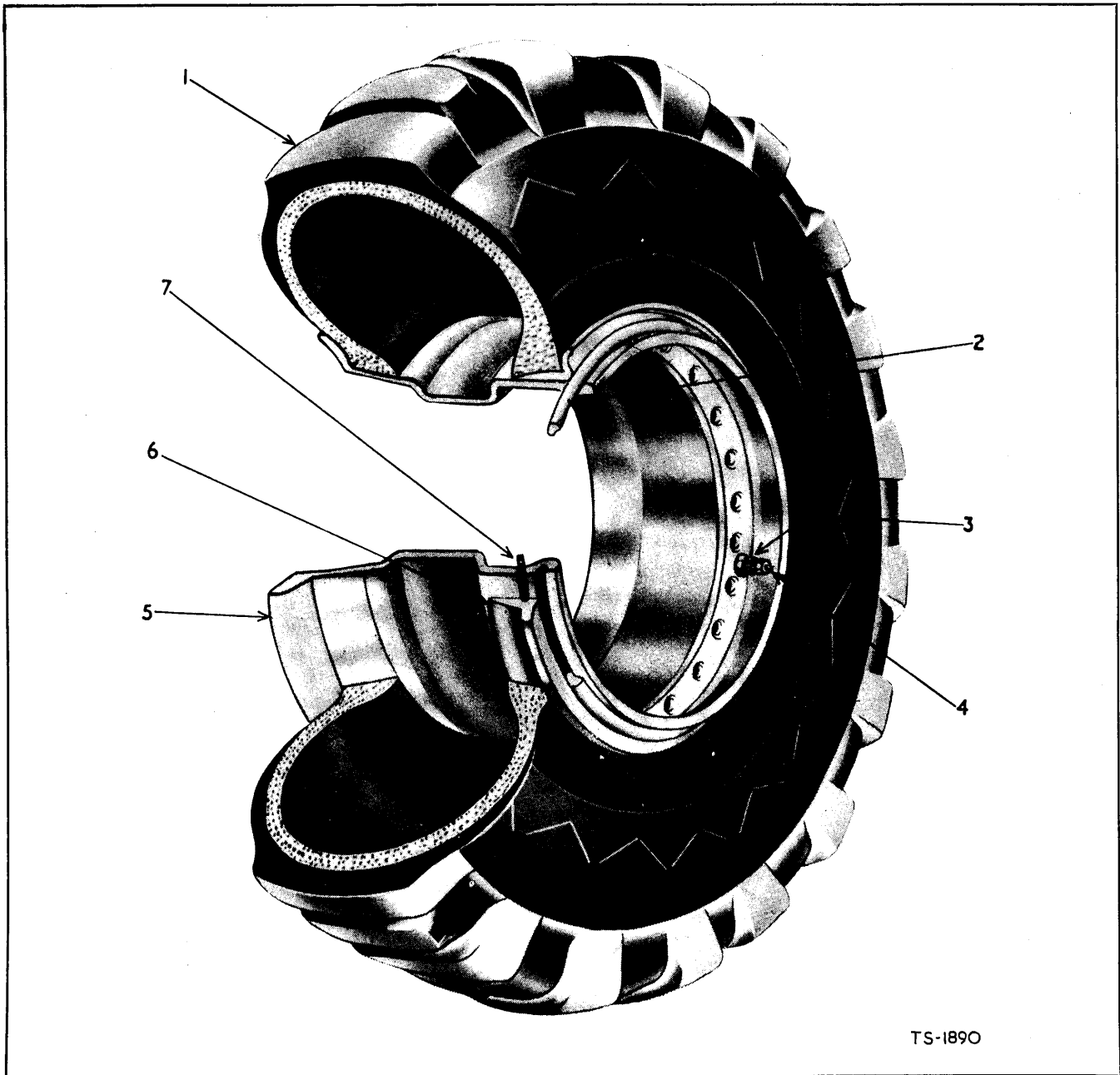


TP 1103

PRESSURE RELIEF VALVE

Item No.	Part No.	Description	No. Req'd.	Item No.	Part No.	Description	No. Req'd.
A	M356022	Valve Assembly (including Items 1 thru 13).....	1	7	M944005	Housing Valve.....	1
1	M863045	Nut, Cap.....	1	8	M863053	Washer, Plug Screw.....	1
2	M863046	Screw, Adjusting.....	1	9	M863052	Plug Screw.....	1
3	M8D-06	Locknut.....	1	10	M15G-505	Lockscrew, Relief Valve Seat.....	1
4	M958206	Cap, Valve.....	1	11	M940611	Seat, Relief Valve.....	1
5	M25K-40028	"O" Ring, Cap.....	1	12	M940612	Plunger, Valve.....	1
6	M958204	Guide Spring.....	1	13	M944008	Spring, Valve.....	1

WHEN ORDERING PARTS, ALWAYS STATE MODEL AND SERIAL NO. OF MACHINE



TS-1890

WHEEL AND TYRE DATA

Item No.	Part No.	Description	No. Req'd.	Item No.	Part No.	Description	No. Req'd.
1		Tyre Tube and Flap (13.00" x 24-8 Ply Rating).....	4	4	M551685	Valve Cap.....	4
1A	AW202624	Wheel Assembly (inc. Items 2, 5 and 6).....	4	5	AW206304	Wheel Disc and Rim Base.....	4
2	AW206308	Lock Ring.....	4	6	AW206307	Flange.....	4
3		Omit		7		Omit	

WHEN ORDERING PARTS ALWAYS STATE MODEL AND SERIAL NO. OF MACHINE

BATTERY, HOLDER, WIRING AND PARTS

Item No.	Part No.	Description	No. Req'd.	Item No.	Part No.	Description	No. Req'd.
1	AW200126	Battery	2	26	AW4/3	Lockwasher, Regulator to Mounting Plate	2
2	AW200151	Box, Battery	1	27	AW22/13	Screw, Fuse Box to Mounting Plate	4
3	AW56/303	Setscrew, Battery Box to Frame	3	28	AW23/3	Nut, Fuse Box to Mounting Plate	4
4	AW56/305	Screw, Battery Box to Frame and Earth Cable	1	29	AW4/3	Lockwasher, Fuse Box to Mounting Plate	4
5	AW6/67	Nut, Battery Box to Frame	4	30	AW205096	Wiring Harness.....	1
6	AW4/6	Lockwasher, Battery Box to Frame	4	31	AW80-26-2½	Cable, Regulator to Fuse Box	1
7	AW56/305	Setscrew, Battery Box to Frame	1	32	AW80-15-2½	Cable, Regulator to Fuse Box	1
8	AW200180	Stud, Battery Hold Down	4	33	AW101-3	Cable, Fuse Box to Earth	1
9	AW2/7	Washer, Battery Hold Down Stud.....	4	34	AW22/11	Screw, Cable to Chassis	6
10	AW4/5	Lockwasher, Battery Hold Down Stud.....	8	35	AW23/3	Nut, Cable to Chassis	6
11	AW6/66	Nut, Battery Hold Down	12	36	AW2/5	Plain Washer, Cable to Chassis	6
12	AW200177	Battery, Hold Down Frame	1	37	AW4/3	Lockwasher, Cable to Chassis	6
13	AW113/1	Cable, Battery—Ground	1	38	411-45	Clip, Cable to Frame	3
14	AW110/11	Cable, Battery Inter Connector	1	39	411-503	Clip, Cable to Chassis	2
15	AW113/34	Cable, Battery + to Starter	1	40	411-32	Clip, Reverse and Tail Light Jumpers	4
16	AW200187	Cable, Starter to Frame	1	41	411-503	Clip, Main Loom	1
17	RB310(34241)	Voltage Regulator.....	1	42	411-221	Clip, Main Loom	6
18	AW206245	Mounting Plate, Voltage Regulator and Fuse Box	1	43	411-32	Clip, Main Loom	2
19	AW200054	Fuse Box.....	1	44	MC5	Buckle Clip	10
20	AW54/306	Bolt, Mounting Plate to Frame	2	45	283253/12	Clip—(Harness to Dash, Starter Cable to Flywheel Housing)....	4
21	AW6/65	Nut, Mounting Plate to Frame	2	46	AW200218	Connector, Earthwire—Tail and Reverse Lamp	2
22	AW4/4	Lockwasher, Mounting Plate to Frame	2	47	AW200056	Horn (12 volt Low Note)	1
23	AW22/11	Screw, Regulator to Mounting Plate	2	48		Horn Push (see Steering Gear)	1
24	AW22/13	Screw, Fuse Box to Mounting Plate	4	49	AW200220	Horn Bracket	1
25	AW23/3	Nut, Regulator to Mounting Plate	2	50	UFB104/6R	Bolt (Horn—Floorboard)	4
				51	UFN104/A	Nut	4
				52	AW4/4	Lockwasher	4

WHEN ORDERING PARTS, ALWAYS STATE MODEL AND SERIAL NO. OF MACHINE

BATTERY, HOLDER, WIRING AND PARTS

Item No.	Part No.	Description	No. Req'd.	Item No.	Part No.	Description	No. Req'd.
1	AW200126	Battery	2		AW6/65	For Leyland Engined Machines	2
2	AW200151	Box, Battery	1		AW23/3	For Ford Engined Machines	2
3	AW56/303	Setscrew, Battery Box to Frame	3	26	AW4/3	Lockwasher, Regulator to Mounting Plate (Ford only)	2
4	AW56/305	Screw, Battery Box to Frame and Earth Cable	1	27	AW22/13	Screw, Fuse Box to Mounting Plate	4
5	AW6/67	Nut, Battery Box to Frame.....	4	28	AW23/3	Nut, Fuse Box to Mounting Plate	4
6	AW4/6	Lockwasher, Battery Box to Frame	4	29	AW4/3	Lockwasher, Fuse Box to Mounting Plate	4
7	AW56/305	Setscrew, Battery Box to Frame	1	30		Wiring Harness	
8	AW200180	Stud, Battery Hold Down.....	4		AW202661	For Leyland Engined Machines	1
9	AW2/7	Washer, Battery Hold Down Stud.....	4		AW205537	For Ford Engined M/c Serials OS173/88 and OS173/90 and thereafter.....	1
10	AW4/5	Lockwasher, Battery Hold Down Stud.....	8		AW202137	For Ford Engined M/c Serials OS173/1 thru 87 and 89.....	1
11	AW6/66	Nut, Battery Hold Down	12	31	AW80-25-1	Cable, Regulator to Fuse Box	1
12	AW200177	Battery, Hold Down Frame	1	32	AW80-15-1	Cable, Regulator to Fuse Box....	1
13	AW200181	Cable, Battery—Ground	1	33	AW101/3	Cable, Fuse Box to Earth.....	1
14	AW200184	Cable, Battery Inter Connector	1	34	AW22/11	Screw, Cable to Chassis	6
15		Cable, Battery + to Starter		35	AW23/3	Nut, Cable to Chassis	6
	AW202470	For Leyland Engined Machines	1	36	AW2/5	Plain Washer, Cable to Chassis	6
	AW202133	For Ford Engined Machines	1	37	AW4/3	Lockwasher, Cable to Chassis.....	6
16	AW200187	Cable, Starter to Frame	1	38	411-45	Clip, Cable to Frame	3
17		Voltage Regulator		39	411-503	Clip, Cable to Chassis	2
	RD106/2	For Ford Engined Machines	1	40	411-32	Clip, Reverse and Tail Light Jumpers	4
	RB108	For Leyland Engined Machines	1	41	411-503	Clip, Main Loom	1
18		Mounting Plate, Voltage Regulator and Fuse Box		42	411-221	Clip, Main Loom.....	6
	AW202143	For Ford Engined Machines.....	1	43	411-32	Clip, Main Loom.....	2
	AW202523	For Leyland Engined Machines	1	44	MC5	Buckle Clip	10
19	AW200054	Fuse Box.....	1	45	283253/12	Clip—(Harness to Dash, Starter Cable to Flywheel Housing)....	4
20		Bolt, Mounting Plate to Frame		46	AW200218	Connector, Earthwire—Tail and Reverse Lamp	2
	UFB104/9E	For Leyland Engined Machines	2	47	AW200056	Horn (12 volt Low Note).....	1
	AW54/306	For Ford Engined Machines.....	2	48		Horn Push (see Steering Gear)	1
21		Nut, Mounting Plate to Frame		49	AW200220	Horn Bracket	1
	UFN104/A	For Leyland Engined Machines	2	50	UFB104/6R	Bolt (Horn—Floorboard)	4
	AW6/65	For Ford Engined Machines.....	2	51	UFN104/A	Nut	4
22		Lockwasher, Mounting Plate to Frame		52	AW4/4	Lockwasher	4
	AW4/4	For Leyland Engined Machines	4				
	AW4/4	For Ford Engined Machines.....	2				
23		Screw, Regulator to Mounting Plate					
	AW56/304	For Leyland Engined Machines	2				
	AW22/11	For Ford Engined Machines.....	2				
24	AW22/13	Screw, Fuse Box to Mounting Plate	4				
25		Nut, Regulator to Mounting Plate					

WHEN ORDERING PARTS, ALWAYS STATE MODEL AND SERIAL NO. OF MACHINE

LIGHTS AND MOUNTINGS

Item No.	Part No.	Description	No. Req'd.	Item No.	Part No.	Description	No. Req'd.
1	AW200099	Light Mounting Plate Assembly (including Items 2 thru 10).....	1	14B	AW4/3	Lockwasher, Lamp to Shroud.....	8
2	AW200027	Plate, Light Mounting	1	14C	AW23/28	Nut, Lamp to Shroud	8
3	AW64/9	Reverse Lamp Assembly (including Items 4, 5 and 6).....	2	15	AW201653	Stone Guard, Head Lamp	2
4	AW201204	Glass, Reverse Lamp	2	15A	AW201654	Distance Piece, Stone Guard	8
5	AW68/1	Bulb, Reverse Lamp	2	16	AW64/10	Tail Lamp Assembly (including Items 17 and 18).....	2
6	AW4029	Screw, Lamp to Plate.....	8	17	AW201205	Glass, Tail Lamp	2
6A	AW4/3	Lockwasher, Lamp to Plate.....	8	18	AW68/3	Bulb.....	2
6B	AW23/28	Nut, Lamp to Plate	8	19	AW200090	Bracket, Tail Lamp Mounting....	2
7	AW55/603	Bolt, Plate to Grille	4	20	AW56/602	Bolt, Bracket to Grille.....	4
8	AW13/603	Bolt, Plate to Grille	2	21	AW4/6	Lockwasher, Bracket to Grille	4
9	AW36/26	Lockwasher, Plate to Grille.....	6	22	AW23/28	Nut, Lamp to Bracket	4
10	AW6/98	Nut, Plate to Grille	2	23	AW36/22	Lockwasher, Lamp to Bracket....	4
11	AW64/9	Head Lamp Assembly (including Items 12, 13 and 14).....	2	24	AW99/3	Earth Wire, Head and Reverse	
12	AW201204	Glass, Head Lamp.....	2	25	AW98/3	Earth Wire, Tail Lamps.....	2
13	AW68/1	Bulb, Head Lamp	2	26	AW105/4	Jumper Wire (Long), Tail and	
14	AW22/15P	Screw, Lamp to Shroud.....	4	27	AW105/1	Jumper Wire (Short), Tail and	
14A	AW22/16	Screw, Lamp to Shroud.....	4	28	AW22/23P	Screw, 4BA.....	6
				29	AW4/2	Springwasher.....	6

TOOLS

Item No.	Part No.	Description	No. Req'd.	Item No.	Part No.	Description	No. Req'd.
1	M553412	Wrench, Wheel	1	3	M526629	Wrench, Hub Bearing	1
2	M552164	Handle, Wheel Wrench	1	4	M552165	Hammer	1
				5	M518897	Grease Gun.....	1

WHEN ORDERING PARTS, ALWAYS STATE MODEL AND SERIAL NO. OF MACHINE