

# **MICHIGAN**

## **PARTS MANUAL**

**No. 5013**

**Model 85I**

**Tractor Shovel**

**Record Your Machine  
Serial Number Here**

\_\_\_\_\_

**CLARK EQUIPMENT COMPANY**



INDEX - MODEL 85 I

**A**

Accelerator Pedal and Linkage . . . . . (1 A5)

Air Cleaner and Attachine Ports . . . . . (1 A6)

Axie Group

  Axle Assembly - Front . . . . . (1 A8)

  Axle Assembly - Rear . . . . . (1 A10)

  Differential and Carrier Assembly . . . . . (1 A12)

  Planet Spider Assembly . . . . . (1 A13)

**B**

Boom and Guide Bar Assembly . . . . . (1 A14)

Brake Group

  Brake Assembly - Front . . . . . (1 B1)

  Brake Assembly - Rear . . . . . (1 B2)

  Brake Controls . . . . . (1 B3)

  Brake Lines and Fittings . . . . . (1 B4)

  Parking Brake Controls . . . . . (1 B5)

Bucket and Carrier Assembly . . . . . (1 B6)

Bucket Indicator . . . . . (1 B7)

**C**

Converter Group

  Converter Assembly . . . . . (1 B9)

  Pressure Regulator Valve Assembly . . . . . (1 B10)

Cylinder Group

  Boom Cylinder Assembly . . . . . (1 B11)

  Bucket Cylinder Assembly . . . . . (1 B12)

**E**

Engine Accessories and Support Parts . . . . . (1 B13)

**F**

Floorboard, Horn and Fuel Tank Assembly . . . . . (1 C3)

Frame Assembly . . . . . (1 C4)

Fuel Lines . . . . . (1 C5)

**G**

Grille, Counterweight and Body Panel Assy . . . . . (1 C7)

**H**

Hydraulic Group

  Hydraulic Oil Reservoir and Parts . . . . . (1 C8)

  Hydraulic System - Bucket and Boom . . . . . (1 C10)

  Hydraulic System - Steering . . . . . (1 C11)

  Hydraulic System - Trans. and Converter . . . . . (1 C12)

**I**

Instrument Panel . . . . . (1 D2)

**P**

Propeller Shaft Assembly . . . . . (1 D3)

Pump Group

  Hydraulic Pump Assembly

    Converter Charging and Steering . . . . . (1 D4)

    Hydraulic Pump-Bucket and Boom . . . . . (1 D5)

**R**

Radiator and Parts . . . . . (1 D6)

**S**

Steering Group

  Steering Booster Assembly . . . . . (1 D8)

  Drag Link Assembly . . . . . (1 D9)

  Steering Gear Assembly . . . . . (1 D11)

  Push Rod Assembly - Steering

    Booster - Axle . . . . . (1 D12)

  Tie Rod Assembly . . . . . (1 D13)

**T**

Transmission Group

  Transmission Assembly . . . . . (1 E3)

  Transmission Mounting Parts . . . . . (1 E6)

  Transmission Control Cover . . . . . (1 E7)

  Transmission Control Levers and Linkage . . . . . (1 E9)

**V**

Valve Group

  Control Valve Assembly . . . . . (1 E11)

  Valve Control Levers and Linkage . . . . . (1 E12)

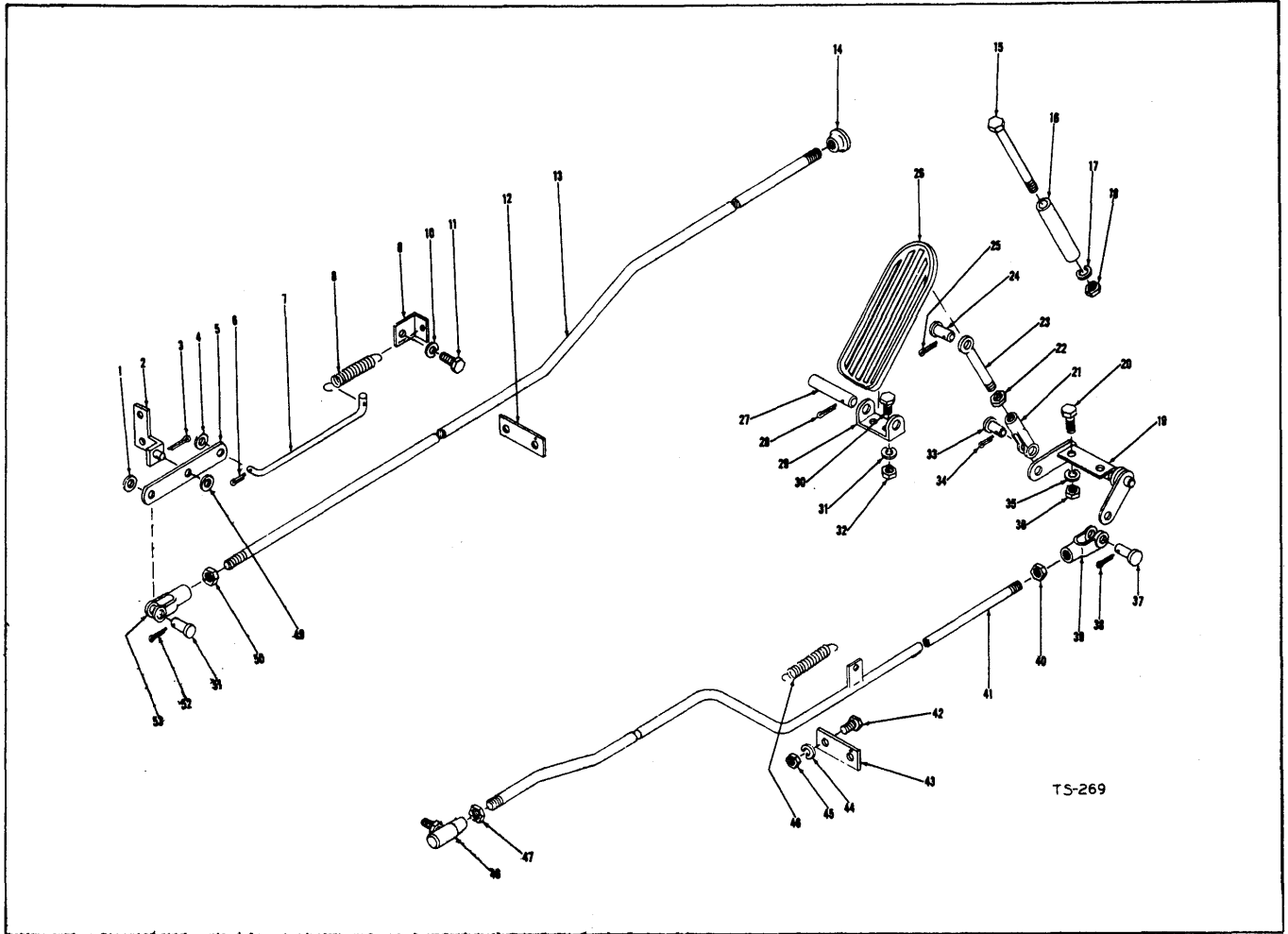
**W**

Wheel and Tire Data . . . . . (1 E13)

Wiring Group

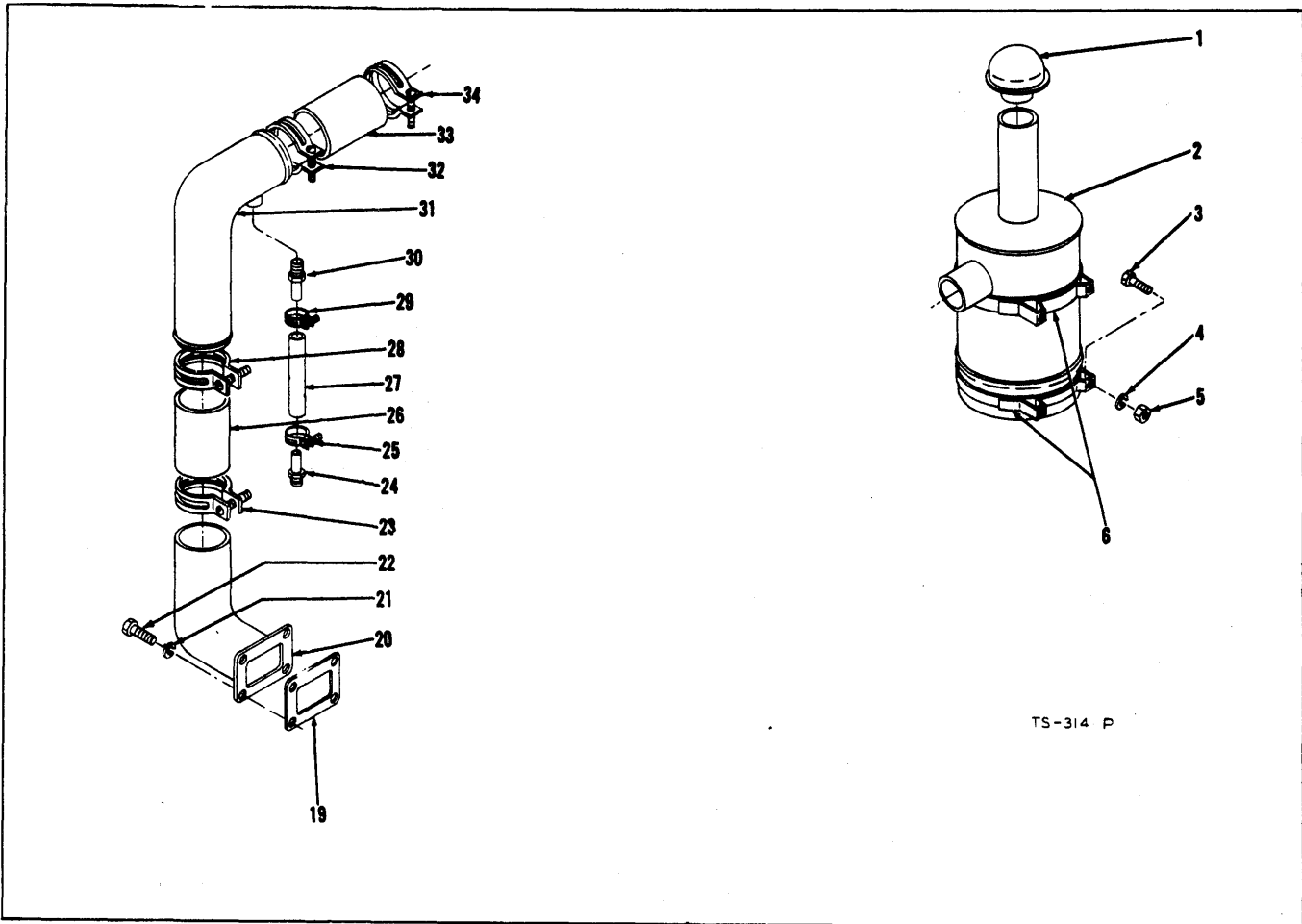
  Battery, Holder, Wiring and Parts,

  Lights and Mountings, Tools . . . . . (1 E14)



**ACCELERATOR PEDAL AND LINKAGE – DIESEL**

Item No.	Part No.	Description	No. Req'd.	Item No.	Part No.	Description	No. Req'd.
1	619018	Washer, Bell Crank Arm	1	27	623762	Pin, Pedal to Bracket	1
2	550616	Bell Crank Bracket Assembly	1	28	1F-316	Cotter, Pedal to Bracket Pin	1
3	1F-310	Cotter, Bracket to Bell Crank Arm	1	29	551015	Bracket, Pedal Pivot	1
4	619018	Washer, Bell Crank Arm	1	30	2C-410	Bolt, Bracket to Floorboard	2
5	513007	Bell Crank Arm	1	31	4E-04	Lockwasher, Bracket to Floorboard	2
6	1F-310	Cotter, Rod to Bell Crank Arm	1	32	2D-04	Nut, Bracket to Floorboard	2
7	530929	Rod, Connector	1	33	4F-04051	Pin, Pedal Rod Yoke	1
8	551090	Spring, Shut Off Return	1	34	1F-207	Cotter, Pedal Rod Yoke Pin	1
9	521434	Clip, Spring Return	1	35	4E-04	Lockwasher, Bell Crank	2
10	4E-04	Lockwasher, Spring Return Clip	1	36	2D-04	Nut, Bell Crank	2
11	1C-410	Bolt, Spring Return Clip	1	37	4F-04051	Pin, Accelerator Rod Yoke	1
12	551514	Guide, Shut Off Rod	1	38	1F-207	Cotter, Accelerator Rod Yoke Pin	1
13	533612	Shut Off Rod Assembly	1	39	2J-4200	Yoke, Accelerator Rod	1
14	533585	Knob, Shut Off Rod	1	40	8D-04	Nut, Yoke Jam	1
15	2C-448	Bolt, Pedal Stop	1	41	530927	Accelerator Rod Assembly	1
16	551016	Stop, Pedal	1	42	2C-616	Bolt, Accelerator Rod Guide	1
17	4E-04	Lockwasher, Pedal Stop	1	43	529364	Guide, Accelerator Rod	1
18	2D-04	Nut, Pedal Stop	1	44	4E-06	Lockwasher, Accelerator Rod Guide	1
19	550792	Bell Crank Assembly	1	45	2D-06	Nut, Accelerator Rod Guide	1
20	2C-410	Bolt, Bell Crank Mounting	2	46	551090	Spring, Pedal Return	1
21	2J-4200	Yoke, Pedal Rod	1	47	8D-05	Nut	1
22	8D-04	Nut, Pedal Rod Yoke Jam	1	48	361939	Ball Joint, Accelerator Rod to Pump	1
23	550619	Rod, Pedal	1	49	619018	Washer, Bell Crank Arm	1
24	4F-04051	Pin, Pedal Rod to Pedal	1	50	533612	Nut, Clevis Jam	1
25	1F-207	Cotter, Pedal Rod to Pedal Pin	1	51	4F-04051	Pin, Clevis	1
26	623829	Pedal, Accelerator	1	52	1F-207	Cotter, Clevis Pin	1
				53	533612	Clevis	1



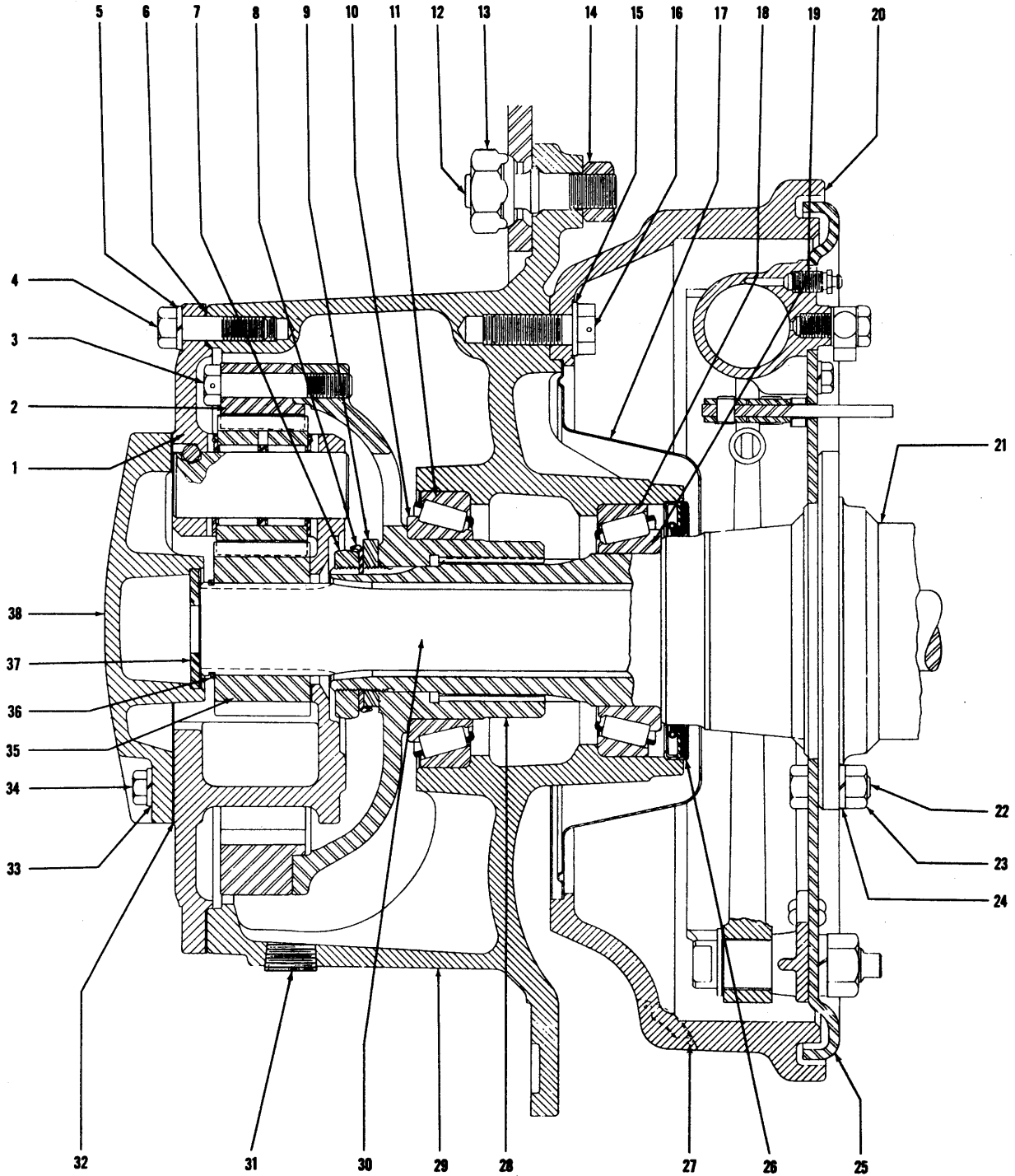
TS-314 P

**AIR CLEANER AND ATTACHING PARTS**

Item No.	Part No.	Description	No. Req'd.	Item No.	Part No.	Description	No. Req'd.
1	511512	Cap, Air Cleaner.....	1	29	4H-15	Clamp, Valve Cover Breather Hose....	1
2	420696	Air Cleaner.....	1	30	655281	Hose Nipple.....	1
3	2C-620	Bolt, Strap to Reservoir.....	4	31	518527	Air Intake Tube Assembly.....	1
3A	2C-616			32	4H-46	Clamp, Hose to Tube Assembly.....	1
4	2D-06	Lockwasher, Strap to Reservoir.....	4	33	518330	Hose, Tube Assembly to Air Cleaner.	1
5	4E-06	Nut, Strap to Reservoir.....	4	34	4H-46	Clamp, Hose to Air Cleaner.....	1
6	941474	Strap, Air Cleaner Mounting.....	2				
	509456	Mounting Bracket.....	1				
<b>Items 19 thru 34 for DIESEL Model only</b>							
19	509299	Gasket, Adaptor to Intake Manifold..	1	35	507066	†Muffler.....	1
20	509295	Intake Manifold Adaptor Assembly....	1	35A	509300		
21	4E-05	Lockwasher, Adaptor to Manifold.....	4	36	551673	†Muffler Adaptor Assembly—DIESEL..	1
22	1C-516	Bolt, Adaptor to Manifold.....	4	37	551672	†Muffler Adaptor Assembly—GAS.....	1
	515425	90° Elbow Rubber.....	1	38	509303	†Gasket, Adaptor to Manifold.....	1
	21H-74	Clamp.....	2	38A	2C-716	†Nut.....	2
23	4H-46	Clamp, Hose to Adaptor.....	1	38B	4E-07	†Lockwasher.....	2
24	655281	Hose Nipple.....	1	39	610033	†Stud, Adaptor to Manifold—DIESEL.	2
25	4H-15	Clamp, Valve Cover Breather Hose....	1	40	1C-832	†Bolt, Adaptor to Manifold—GAS.....	2
26	518330	Hose, Adaptor to Tube Assembly.....	1	41	15D-08	†Nut, Adaptor to Manifold.....	2
27	712175	Hose, Valve Cover Breather.....	1	42	550652	†Clamp, Muffler to Adaptor.....	1
28	4H-46	Clamp, Hose to Tube Assembly.....	1	43	551678	†U-Bolt, Muffler to Hood.....	1
				44	2D-05	†Nut, U-Bolt.....	2
				45	4E-05	†Lockwasher, U-Bolt.....	2

†Not Illustrated  
PM 5013





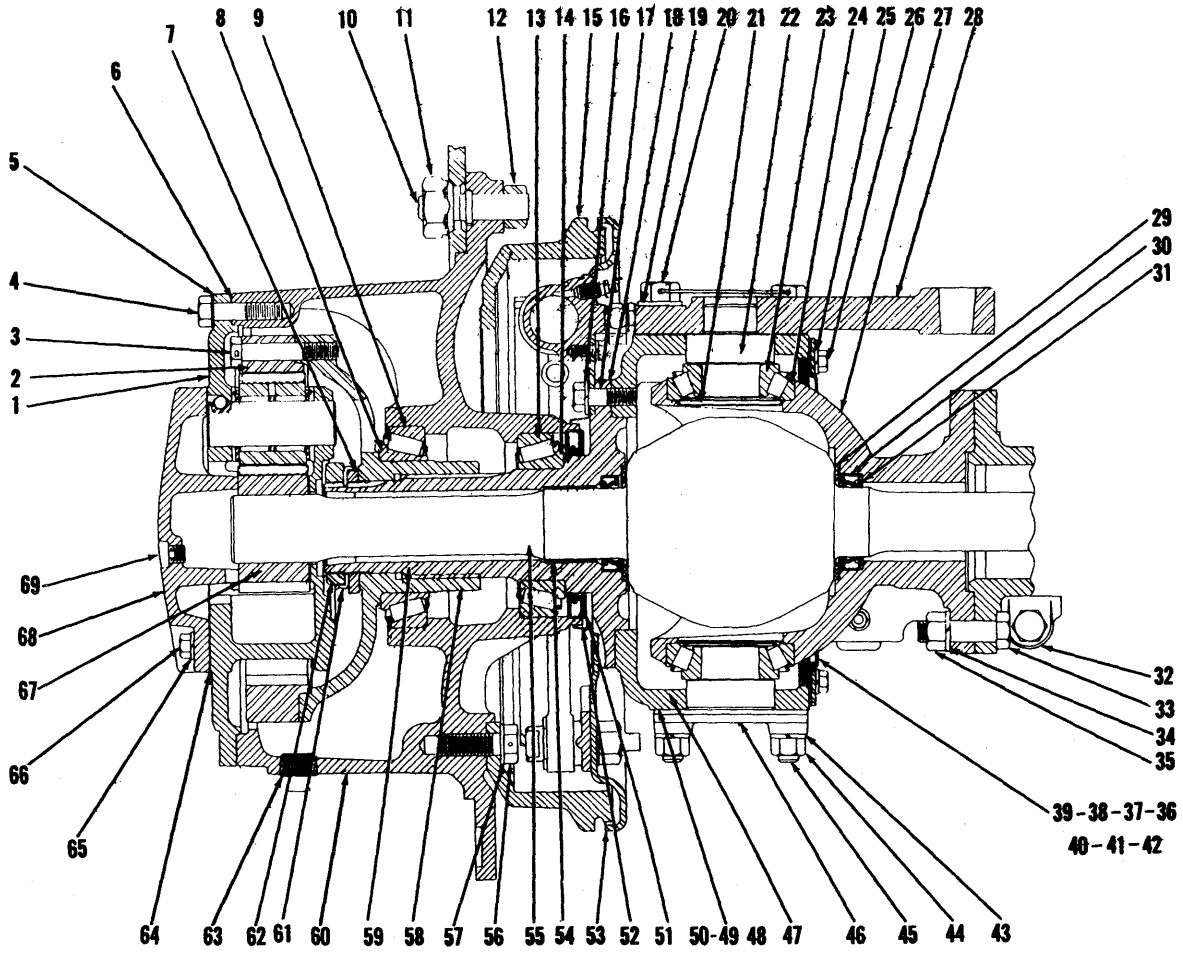
TS-206

AXLE ASSEMBLY — FRONT DRIVE

**AXLE ASSEMBLY — FRONT DRIVE**

Item No.	Part No.	Description	No. Req'd.	Item No.	Part No.	Description	No. Req'd.
A	130064	Front Drive Axle Assembly— Complete .....	1	25	106336	Brake Assembly—L.H.—See Index .....	1
1	106346	Planet Spider Assembly—See Index .....	2	25A	106335	Brake Assembly—R.H.—See Index.....	1
2	106059	Gear, Internal .....	2	26	106092	Seal, Hub Oil .....	2
3	106880	Bolt, Internal Gear .....	16	27	107608	Clip, Inspection Hole Cover.....	2
3A		Lockwire — 18 Gauge .....	8	28	940330	Internal Gear Hub and Bolt Kit (Inc. 3)	2
4	100970	Bolt, Planet Spider .....	20	29	106793	Hub and Cup Assembly (Inc. 11 and 18) .....	2
5	7E-08	Lockwasher, Planet Spider.....	20	30	106087	Shaft, Axle .....	2
6	106066	Gasket, Planet Spider.....	2	31	13F-12	Plug, Hub Drain and Filler.....	2
7	100966	Nut, Housing Tube—Outer .....	2	32	106068	Gasket, Thrust Cap.....	2
8	100967	Lock, Housing Tube Nut .....	2	33	4E-07	Lockwasher, Thrust Cap.....	12
9	100965	Nut, Housing Tube—Inner.....	2	34	1C-720	Bolt, Thrust Cap.....	12
10	675256	Cone, Hub Bearing—Outer.....	2	35	106058	Sun Gear .....	2
11	675255	Cup, Hub Bearing—Outer.....	2	36	SK251-23	Snap Ring, Sun Gear.....	2
12	103445	Stud, Wheel .....	20	37	106455	Washer, Sun Gear Thrust Cap .....	2
13	103522	Nut, Wheel .....	20	38	106067	Cap, Sun Gear Thrust.....	2
14	103076	Nut, Wheel Stud .....	20	38A	106454	Sun Gear Thrust Cap Assembly (Inc. 37 and 38).....	2
15	104412	Washer, Brake Drum .....	12	39	101004	†Gasket, Differential Carrier.....	1
16	107256	Bolt, Brake Drum.....	12	40	14F-12	†Plug, Housing Drain.....	1
17	101597	Oil Throw .....	2	41	13F-12	†Plug, Housing Filler .....	1
18	675252	Cup, Hub Bearing—Inner .....	2	42	1C-808	†Bolt, Puller Hole.....	4
19	675253	Cone, Hub Bearing—Inner.....	2	43	3E-08	†Lockwasher, Puller Hole Bolt.....	4
20	106344	Brake Drum .....	2	44	106656	†Breather Assembly .....	1
21		Housing, Axle .....	1	45	1C-722	†Bolt, Differential Carrier.....	6
21A	106082	Axle Housing Assembly (Inc. 7, 8, 9, 21 and 44).....	1	46	1C-728	†Bolt, Differential Carrier.....	8
22	101092	Bolt, Brake Attaching.....	16	47	4E-07	†Lockwasher, Differential Carrier.....	14
23	2D-08	Nut, Brake Attaching.....	16	48	550406	†Tee, Brake Line.....	1
24	4E-08	Lockwasher, Brake Attaching.....	16	49	106102	†Differential and Carrier Assembly— See Index .....	1

†Not Illustrated



TS-136

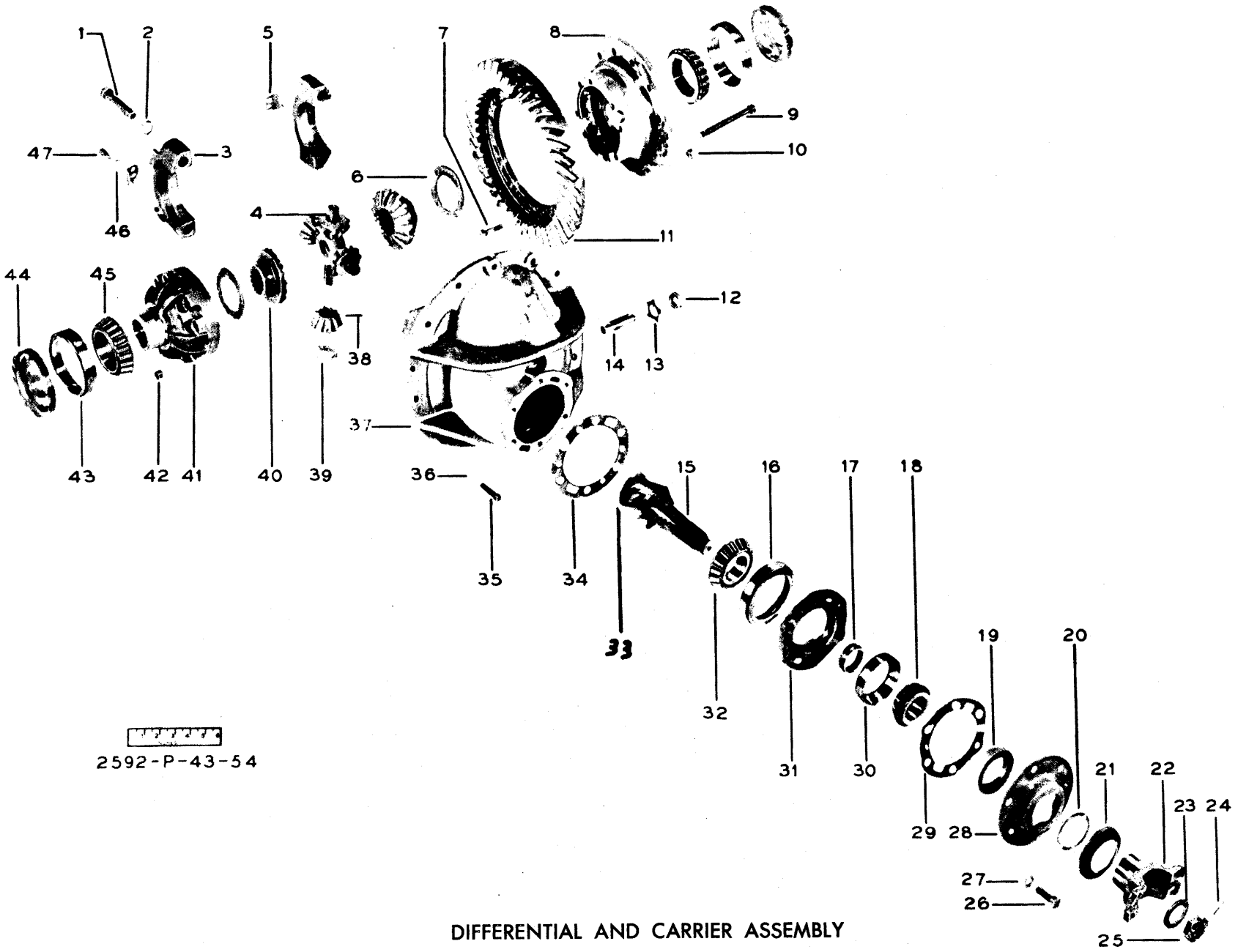
AXLE ASSEMBLY — REAR DRIVE STEER



**AXLE ASSEMBLY — REAR DRIVE STEER**

Item No.	Part No.	Description	No. Req'd.	Item No.	Part No.	Description	No. Req'd.
A	130049	Rear Drive and Steer Axle Assembly (Inc. all following items).....	1	36	106130	Retainer, Outer End Oil Seal.....	2
1		Planet Spider Assembly—See Index.....	2	37	106131	Gasket, Outer End Oil Seal Retainer..	2
1A	1C-808	†Bolt, Puller Hole.....	4	38	106132	Seal, Outer End Oil.....	2
1B	3E-08	†Lockwasher, Puller Hole Bolt.....	4	39	106133	Seal, Outer End Dust.....	2
2	106059	Gear, Internal.....	2	40	106134	Spring, Outer End Dust Seal.....	2
3	106880	Bolt, Internal Gear.....	16	41	106135	Retainer, Outer End Dust Seal.....	2
3A		†Lockwire—18 Gauge.....	8	42	106136	Ring, Outer End Seal Retainer.....	4
4	100970	Bolt, Planet Spider.....	20	43	4E-09	Lockwasher, Steering Trunnion Stud... 12	
5	7E-08	Lockwasher, Planet Spider.....	20	44	2D-09	Nut, Steering Trunnion Stud.....	12
6	106066	Gasket, Planet Spider.....	2	45	106115	Stud, Steering Trunnion.....	12
7	100965	Nut, Steering Spindle—Inner.....	2	46	106119	Steering Trunnion—Flanged.....	3
8	675256	Cone, Hub Bearing—Outer.....	2	47	106100	Steering Spindle Support Assembly— R.H. (Inc. 45 and 47B).....	1
9	675255	Cup, Bearing—Outer.....	2	47A	106101	Steering Spindle Support Assembly— L.H. (Inc. 45 and 47C).....	1
10	103445	Stud, Wheel.....	20	47B	106111	Steering Spindle Support—R.H.....	1
11	103522	Nut, Wheel.....	20	47C	106112	Steering Spindle Support—L.H.....	1
12	103076	Nut, Wheel Stud.....	20	48	106123	‡Shim, Steering Trunnion—Thick.....	
13	675252	Cup, Bearing—Inner.....	2	49	106124	‡Shim, Steering Trunnion—Medium.....	
14	675253	Cone, Hub Bearing—Inner.....	2	50	106125	‡Shim, Steering Trunnion—Thin.....	
15	106815	Brake Drum.....	2	51	106092	Seal, Hub Oil.....	2
16	106762	Washer, Steering Spindle.....	20	52	106820	Oil Slinger.....	2
17	106539	Bolt, Steering Spindle.....	20	53	106816	Brake Disc Assembly—See Index.....	2
17A		†Lockwire, Spindle Bolt—18 Gauge.....	10	54	106099	Bushing, Steering Spindle.....	2
18	106095	Gasket, Steering Spindle.....	2	55	106096	Axle Shaft and Universal Joint Assembly.....	2
19	102766	Washer, Steering Arm Bolt—Outer.....	2	56	107256	Bolt, Brake Drum.....	12
19A	104549	†Washer, Steering Arm Bolt—Inner.....	2	57	104412	Washer, Brake Drum.....	12
20	106313	Bolt, Steering Arm—Outer.....	2	58	106879	Hub, Internal Gear.....	2
20A	106322	†Bolt, Steering Arm—Inner.....	2	59	106821	Steering Spindle Assembly (Inc. 54)....	2
20B		†Lockwire, Steering Arm Bolt— 18 Gauge.....	2	60	106793	Hub and Cup Assembly (Inc. 9 and 13).....	2
21	106121	Retainer, Steering Trunnion Oil.....	2	60A	100320	†Clip, Inspection Hole.....	2
22	106120	Steering Trunnion.....	1	61	100967	Lock, Steering Spindle Nut.....	2
23	675305	Cone, Steering Trunnion Bearing.....	4	62	100966	Nut, Steering Spindle—Outer.....	2
24	675306	Cup, Steering Trunnion Bearing.....	4	63	13F-12	Plug, Wheel Hub Filler.....	2
25	4E-06	Lockwasher, Outer End.....	24	64	106068	Gasket, Sun Gear Thrust Cap.....	2
26	1C-612	Bolt, Outer End.....	24	65	4E-07	Lockwasher, Thrust Cap.....	12
27	106117	Housing, Outer End.....	2	66	1C-720	Bolt, Thrust Cap.....	12
27A	13F-12	†Filler Plug, Outer End Housing.....	2	67	106058	Sun Gear.....	2
28	106790	Steering Arm.....	1	68	106183	Cap, Sun Gear Thrust.....	2
28A	106319	‡Shim, Steering Arm—Thick.....		69	14F-4	Plug, Oil Level.....	2
28B	106320	‡Shim, Steering Arm—Medium.....		70	13F-12	†Plug, Housing Filler.....	1
28C	106321	‡Shim, Steering Arm—Thin.....		71	14F-12	†Plug, Housing Drain.....	1
29	106129	Washer, Universal Joint Thrust.....	4	72	12F-204	†Plug, Housing Expansion.....	1
30	106127	Oil Seal, Universal Joint Shaft.....	4	73	106656	†Breather.....	1
31	106128	Washer, Oil Seal.....	2	74	101004	†Gasket, Differential Carrier.....	1
32		Tie Rod End Assembly—See Index.....	2	75	1C-722	†Bolt, Differential Carrier.....	6
32A	106109	†Tie Rod.....	1	76	1C-728	†Bolt, Differential Carrier.....	8
32B	106108	†Tie Rod Assembly (Inc. 32 and 32A)....	1	77	4E-07	†Lockwasher, Differential Carrier.....	14
32C	1F-424	†Cotter, Tie Rod End.....	2	78	106116	†Housing, Differential Carrier.....	1
32D	10H-25	†Fitting, Tie Rod End Grease.....	2	79	106075	Differential and Carrier Assembly— See Index.....	1
33	106735	Bolt, Outer End.....	16				
34		Omit.....					
35	106998	Nut, Outer End.....	16				

†Not Illustrated  
‡As Required

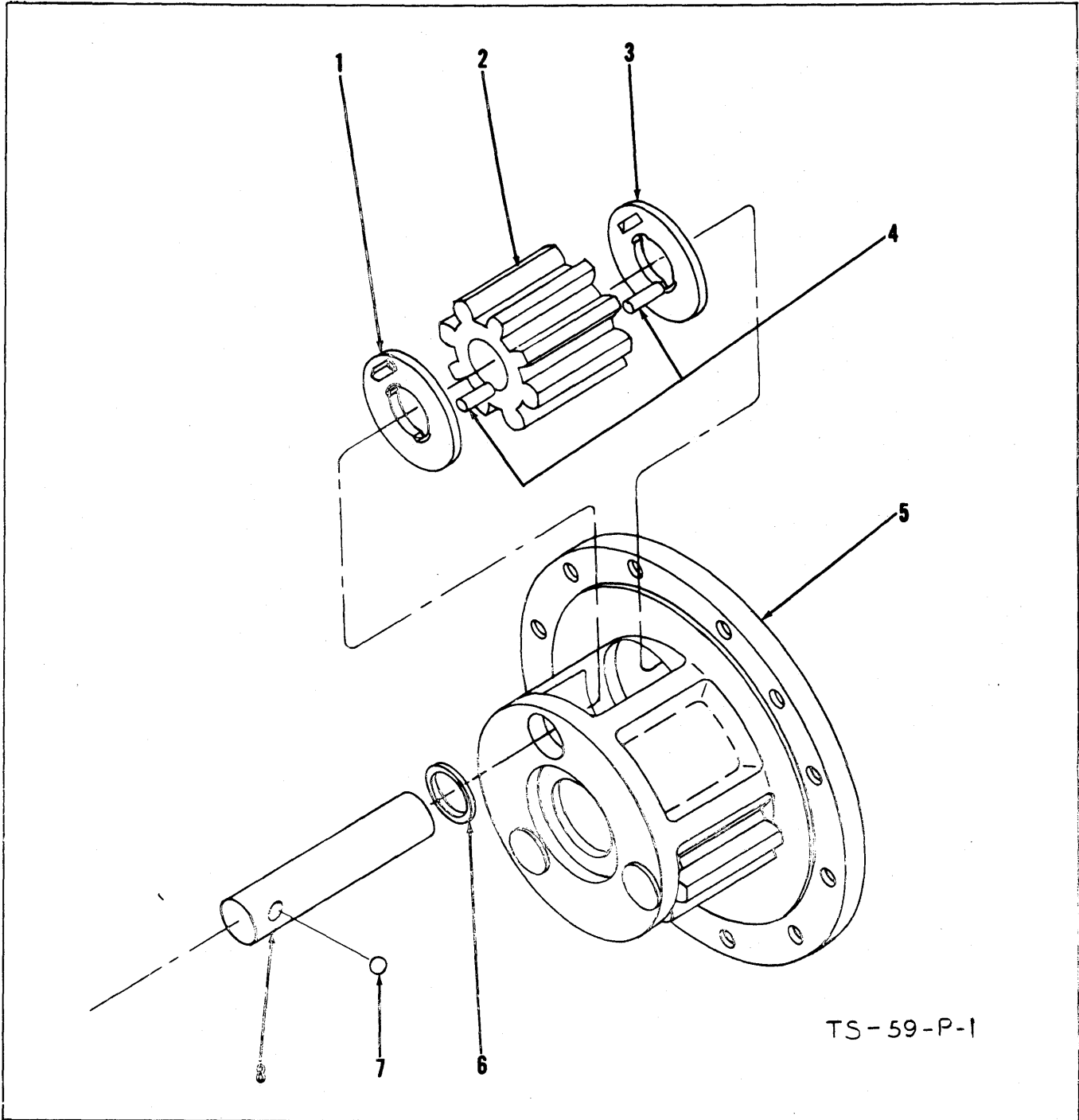


DIFFERENTIAL AND CARRIER ASSEMBLY

**DIFFERENTIAL AND CARRIER ASSEMBLY**

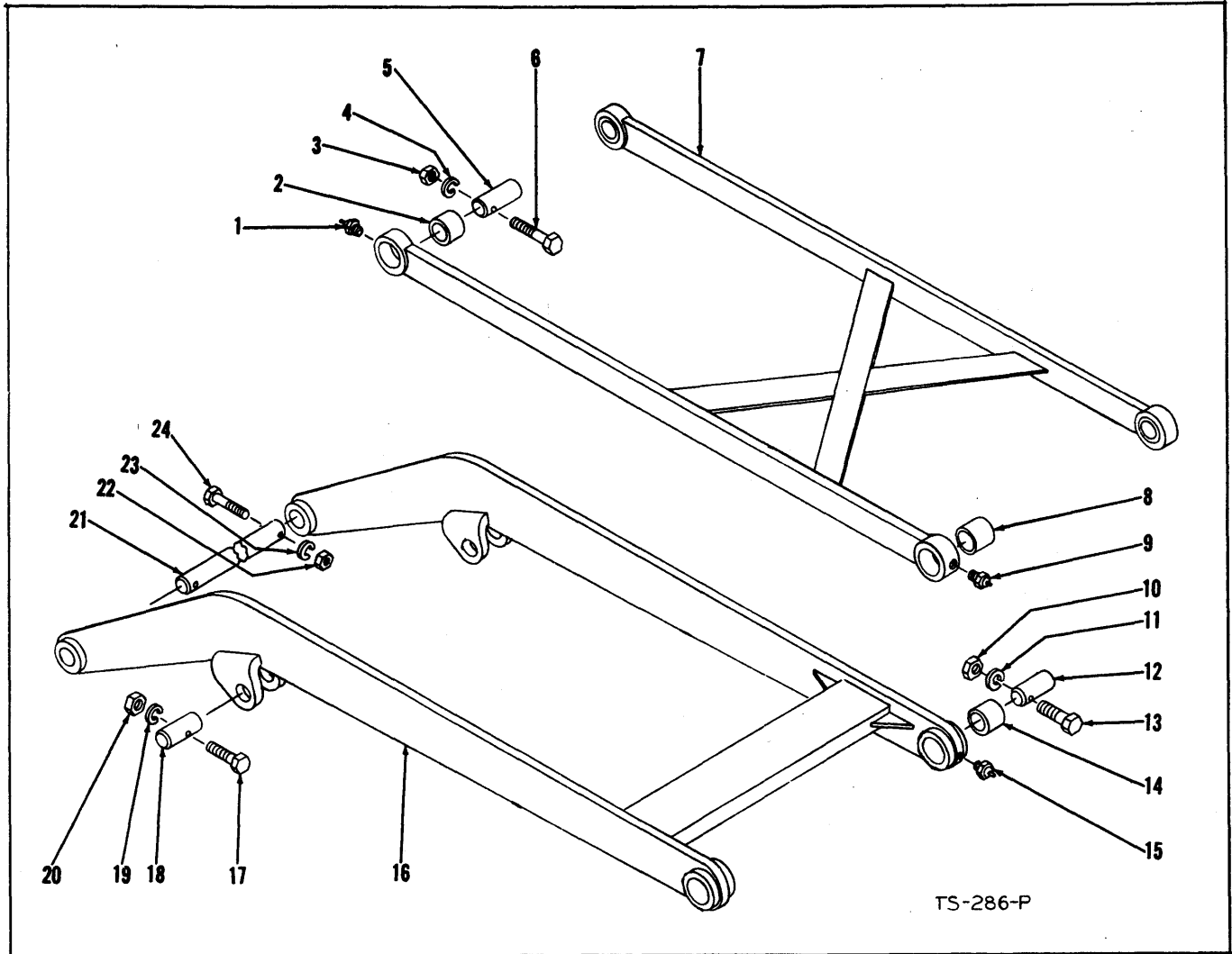
Item No.	Part No.	Description	No. Req'd.	Item No.	Part No.	Description	No. Req'd.
A	*106102	Differential and Carrier Assembly —Front Drive .....	1	29	100943	Gasket, Pinion Oil Seal Retainer....	1
B	*106075	Differential and Carrier Assembly —Rear Drive .....	1	30	675257	Cup, Pinion Outer Bearing.....	1
*(The Above Assemblies Inc. 1 thru 34 and 37 thru 53)				31	.....	§Cage, Outer Pinion Bearing (See 48) .....	1
1	100937	Bolt, Differential Carrier Cap Mounting .....	4	32	667277	Cone, Pinion Center Bearing.....	1
2	102766	Washer, Differential Carrier Cap Mounting .....	4	33	675536	Bearing, Pinion Inner .....	1
3	.....	Cap, Differential Carrier (See 49)	2	34	100946	‡Shim, Bearing Cage—Thin.....	.....
4	100171	Spider, Differential .....	1	34A	100947	‡Shim, Bearing Cage—Medium.....	.....
5	100941	Lock, Differential Adjusting Nut....	2	34B	100948	‡Shim, Bearing Cage—Thick.....	.....
6	100173	Washer, Thrust—Differential Side Gear .....	2	35	1C-722	Bolt, Carrier to Axle Housing.....	6
7	100176	Bolt, Ring Gear .....	12	35A	1C-728	Bolt, Carrier to Axle Housing.....	8
8	.....	Differential Case—Flanged Half (See 53) .....	1	36	4E-07	Lockwasher, Carrier to Axle Housing .....	14
9	100174	Bolt, Differential Case.....	8	37	.....	Differential Carrier (See 49).....	1
10	21D-08	Nut, Ring Gear Bolt .....	12	38	100169	Pinion, Differential .....	4
11	.....	Gear, Ring (See 52).....	1	39	100172	Washer, Differential Pinion Thrust	4
12	8D-14	Nut, Differential Thrust Screw.....	1	40	100170	Gear, Side—Differential .....	2
13	100954	Lock, Differential Thrust Screw Nut	1	41	.....	Plain Half—Differential Case (See 53) .....	1
14	100953	Screw, Differential Thrust.....	1	42	21D-08	Nut, Differential Case Bolt.....	8
15	.....	Pinion (See 52) .....	1	43	675249	Cup, Differential Bearing.....	2
16	667278	Cup, Pinion Center Bearing.....	1	44	100940	Nut, Differential Adjusting .....	2
17	100952	Spacer, Pinion Bearing.....	1	45	675248	Cone, Differential Bearing.....	2
18	710288	Cone, Pinion Outer Bearing .....	1	46	4E-06	Lockwasher, Differential Adjusting Nut Lock .....	2
19	100944	Seal, Pinion Oil .....	1	47	204432	Bolt, Differential Adjusting Nut Lock .....	2
20	100945	Gasket, Pinion Oil Seal .....	1	48	100938	Bearing Cage and Cup Assembly (Inc. 30 and 31) .....	1
21	100949	Shield, Pinion Dust.....	1	49	106042	Differential Carrier and Cap Assembly (Inc. 1, 2, 3 and 37)....	1
22	106081	Flange, Companion .....	1	50	100160	Differential Body Sub Assembly (Inc. 4, 6, 8, 9, 10 and 38 thru 41) .....	1
23	100951	Washer, Pinion Shaft .....	1	51	.....	<i>Differential Assembly</i> (Inc. 7, 11, 15, 42 and 50).....	1
24	1F-428	Cotter, Pinion Shaft.....	1		106103	Front Drive	
25	100950	Nut, Pinion Shaft .....	1		106076	Rear Drive	
26	1C-928	Bolt, Pinion Oil Seal Retainer.....	5	52	.....	<i>Ring Gear and Pinion Set</i> (Inc. 11 and 15) .....	1
26A	1C-828	Bolt, Pinion Oil Seal Retainer Locating .....	1		815202	Front Drive	
27	4E-09	Lockwasher, Pinion Oil Seal Retainer .....	5		815204	Rear Drive	
27A	4E-08	Lockwasher, Pinion Oil Seal Retainer Locating .....	1	53	815203	Differential Case Kit (Inc. Items 8 and 41).....	1
28	100942	Retainer, Pinion Oil Seal.....	1				

§Not Sold Separately  
‡As Required



**PLANET SPIDER ASSEMBLY**

Item No.	Part No.	Description	No. Req'd.
A	106346	Planet Spider Assembly .....	2
1	106350	Washer, Pinion Thrust .....	6
2	106348	Planet Pinion .....	6
3	106350	Washer, Pinion Thrust .....	6
4	106351	Roller, Pinion .....	348
5	106347	Planet Spider .....	2
6	106352	Spacer, Roller .....	6
7	10J-12	Ball, Pinion Shaft .....	6
8	106349	Shaft, Pinion .....	6

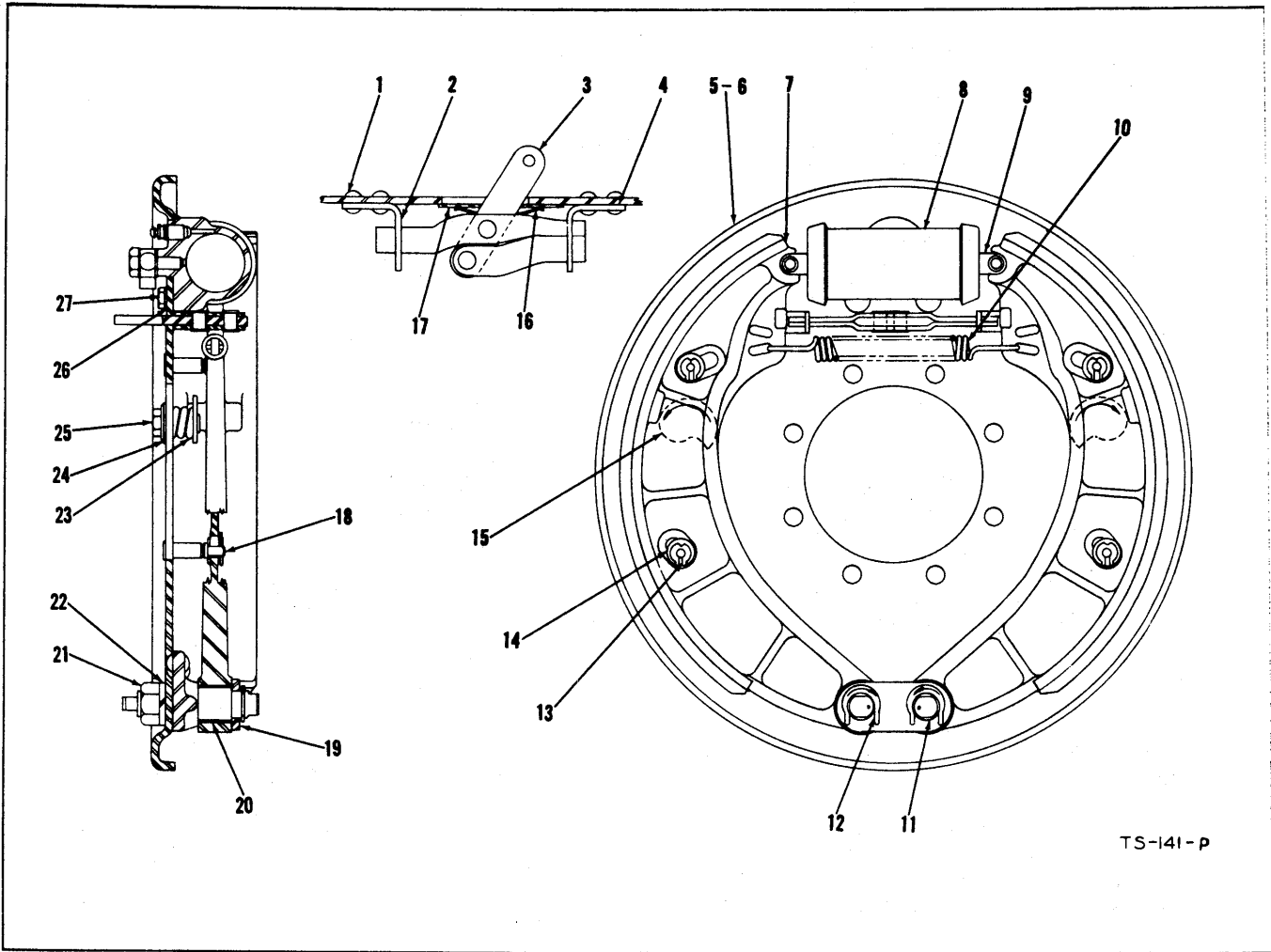


TS-286-P

**BOOM AND GUIDE BAR ASSEMBLY**

Item No.	Part No.	Description	No. Req'd.	Item No.	Part No.	Description	No. Req'd.
1	10H-35	Grease Fitting—1/4-28 .....	2	14	550143	Bushing, Boom to Carrier.....	2
2	550191	Bushing, Guide Bar to Frame.....	2	15	10H-25	Fitting, Carrier to Boom Grease.....	2
3	2D-08	Nut, Pin Retaining .....	2	16	550130	Boom and Pipe Assembly (Inc. 14, 16A and 16B) .....	1
4	4E-08	Lockwasher, Pin Retaining.....	2	16A	550144	†Boom Pipe Assembly—R. H.....	1
5	550188	Pin, Guide Bar to Frame.....	2	16B	550176	†Boom Pipe Assembly—L. H.....	1
6	2C-876	Bolt, Pin Retaining.....	2	17	2C-648	Bolt, Pin Retaining.....	2
7	512991	Guide Bar Assembly (Inc. 2 and 8)....	1	18	550179	Pin, Boom to Cylinder.....	2
8	550143	Bushing, Guide Bar to Bucket.....	2	19	4E-06	Lockwasher, Pin Retaining.....	2
9	10H-25	Fitting, Carrier to Guide Bar Grease..	2	20	2D-06	Nut, Pin Retaining.....	2
10	2D-06	Nut, Pin Retaining .....	2	21	550178	Shaft, Boom Pivot.....	1
11	4E-06	Lockwasher, Pin Retaining.....	2	22	2D-08	Nut, Shaft Retaining.....	2
12	550207	Pin, Carrier to Boom.....	2	23	4E-08	Lockwasher, Shaft Retaining.....	2
13	2C-648	Bolt, Pin Retaining .....	2	24	2C-876	Bolt, Shaft Retaining.....	2

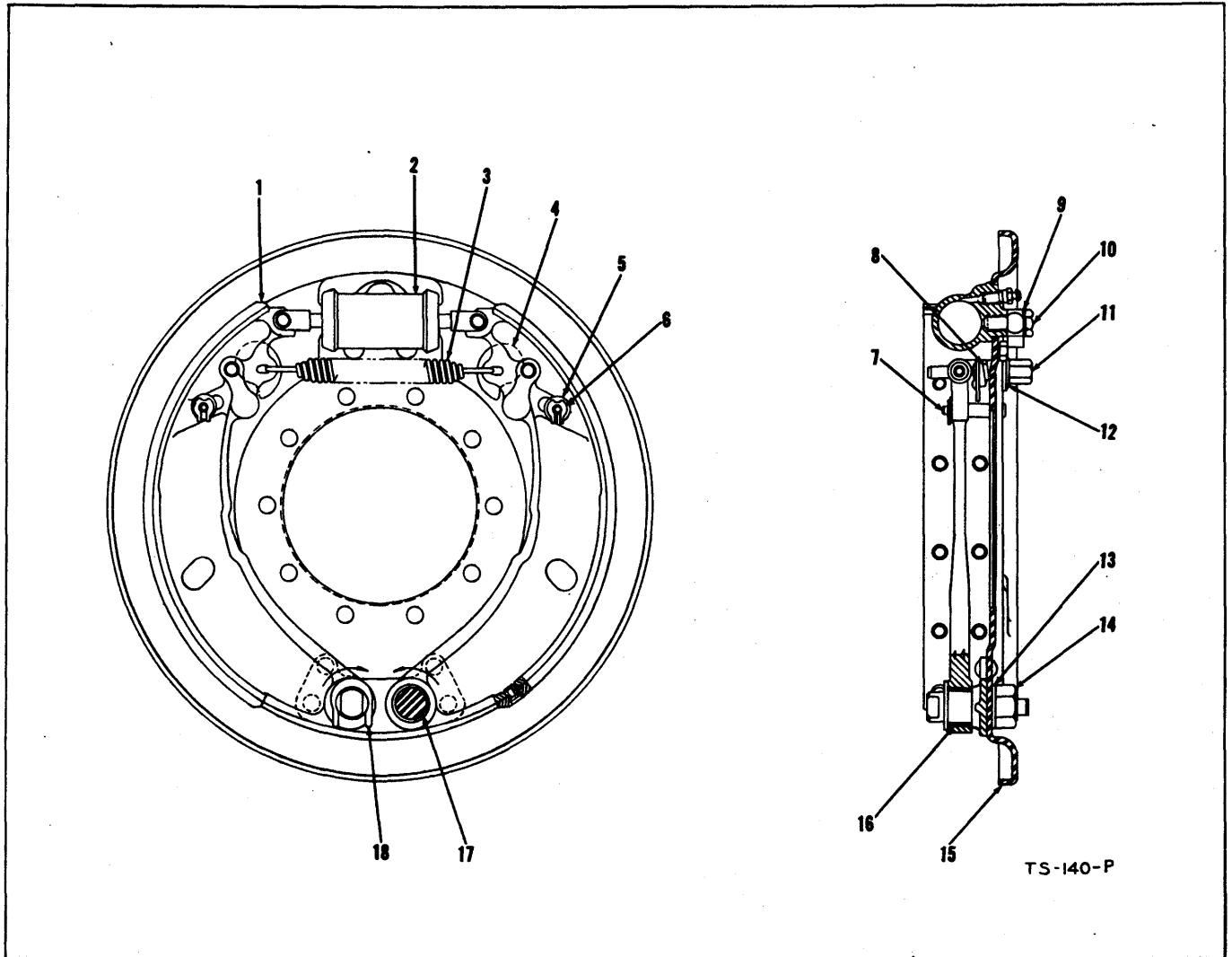
†Not Illustrated



**BRAKE ASSEMBLY — FRONT**

Item No.	Part No.	Description	No. Req'd.	Item No.	Part No.	Description	No. Req'd.
A	106335	Brake Assembly—R.H. (Inc. 1 thru 5 and 7 thru 27).....	1	10	106216	Spring, Release .....	1
B	106336	Brake Assembly—L.H. (Inc. 1 thru 4 and 6 thru 27).....	1	11	106969	Pin, Anchor .....	2
1	1H-410	Rivet, Link Support.....	4	12	101332	"C" Washer, Anchor Pin.....	2
2	106180	Link Support .....	1	13	100878	"C" Washer, Guide Pin.....	4
3	106526	Link Assembly .....	1	14	102322	Washer, Guide Pin.....	8
4	106179	Link Support .....	1	15	100864	Cam, Shoe Adjusting.....	2
5	106337	Brake Disc Assembly—R.H. (Inc. 1, 2, 4, 15 and 23 thru 25).....	1	16	106185	Spring, Shield .....	1
6	106338	Brake Disc Assembly—L.H. (Inc. 1, 2, 4, 15 and 23 thru 25).....	1	17	104524	Dust Shield .....	1
7	107611	Brake Shoe Assembly (Inc. 7A, 7B and 20) .....	2	18	106373	Guide Pin .....	4
7A	107612	Lining, Brake .....	2	19	106970	Strut, Anchor Pin.....	1
7B	106184	Rivet, Brake Lining.....	36	20	100872	Bushing, Brake Shoe.....	2
8	107014	Brake Cylinder (Inc. 9).....	1	21	2D-12	Nut, Anchor Pin.....	2
8A	940130	‡Repair Kit, Brake Cylinder.....	—	22	4E-12	Lockwasher, Anchor Pin.....	2
9	957212	Connector Link, Brake Cylinder.....	2	23	100865	Cam Spring .....	2
				24	100867	Washer, Cam Pin.....	2
				25	106372	Cam Pin .....	2
				26	4E-06	Lockwasher, Brake Cylinder.....	2
				27	1C-610	Bolt, Brake Cylinder.....	2

‡As Required

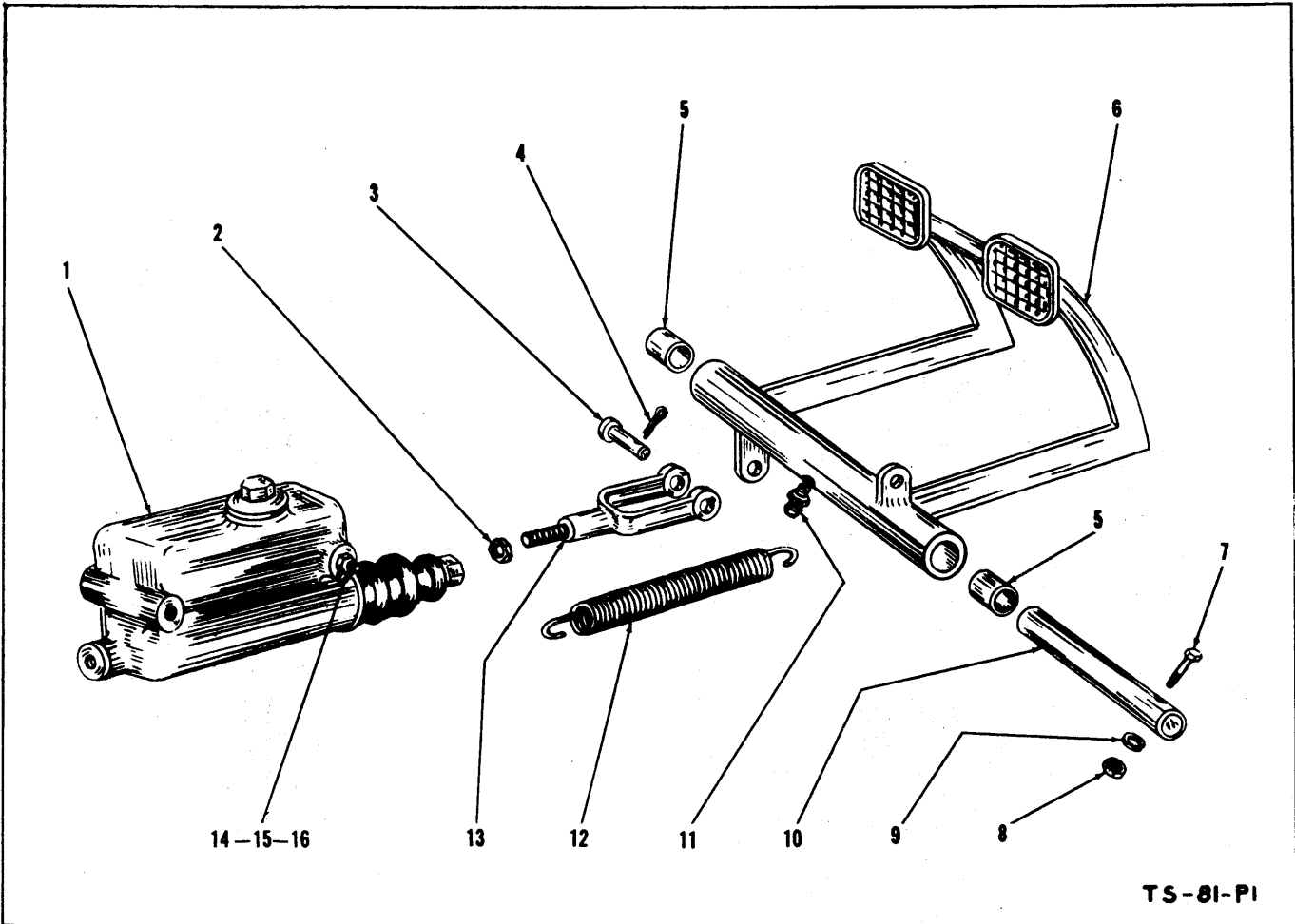


**BRAKE ASSEMBLY — REAR**

Item No.	Part No.	Description	No. Req'd.
A	106816	Brake Assembly (Inc. all following items) .....	2
1	106824	Brake Shoe Assembly (Inc. 1A, 1B and 16) .....	4
1A	106823	Lining, Brake .....	4
1B	106184	Rivet, Brake Lining .....	48
2	102488	Cylinder, Brake (Inc. 2A) .....	2
2A	853402	†Connector Link, Brake Cylinder .....	4
2B	853405	‡Brake Cylinder Repair Kit .....	—
3	100879	Spring, Release .....	2
4	100864	Cam, Shoe Adjusting .....	4
5	102322	Washer, Guide Pin .....	8
6	100878	"C" Washer, Guide Pin .....	4

Item No.	Part No.	Description	No. Req'd.
7	100877	Pin, Guide .....	4
8	100865	Spring, Brake Shoe Adjusting Cam .....	4
9	4E-05	Lockwasher, Cylinder Mounting .....	4
10	1C-510	Bolt, Cylinder Mounting .....	4
11	101012	Pin, Brake Shoe Adjusting Cam .....	4
12	100867	Washer, Brake Shoe Adjusting Cam Pin .....	4
13	6E-12	Lockwasher, Anchor Pin .....	4
14	2D-12	Nut, Anchor Pin .....	4
15	106817	Brake Disc Assembly (Inc. 4, 8, 11 and 12) .....	2
16	102497	Bushing, Brake Shoe .....	4
17	102498	Pin, Anchor .....	4
18	100613	"C" Washer, Anchor Pin .....	4

†Not Illustrated  
‡As Required



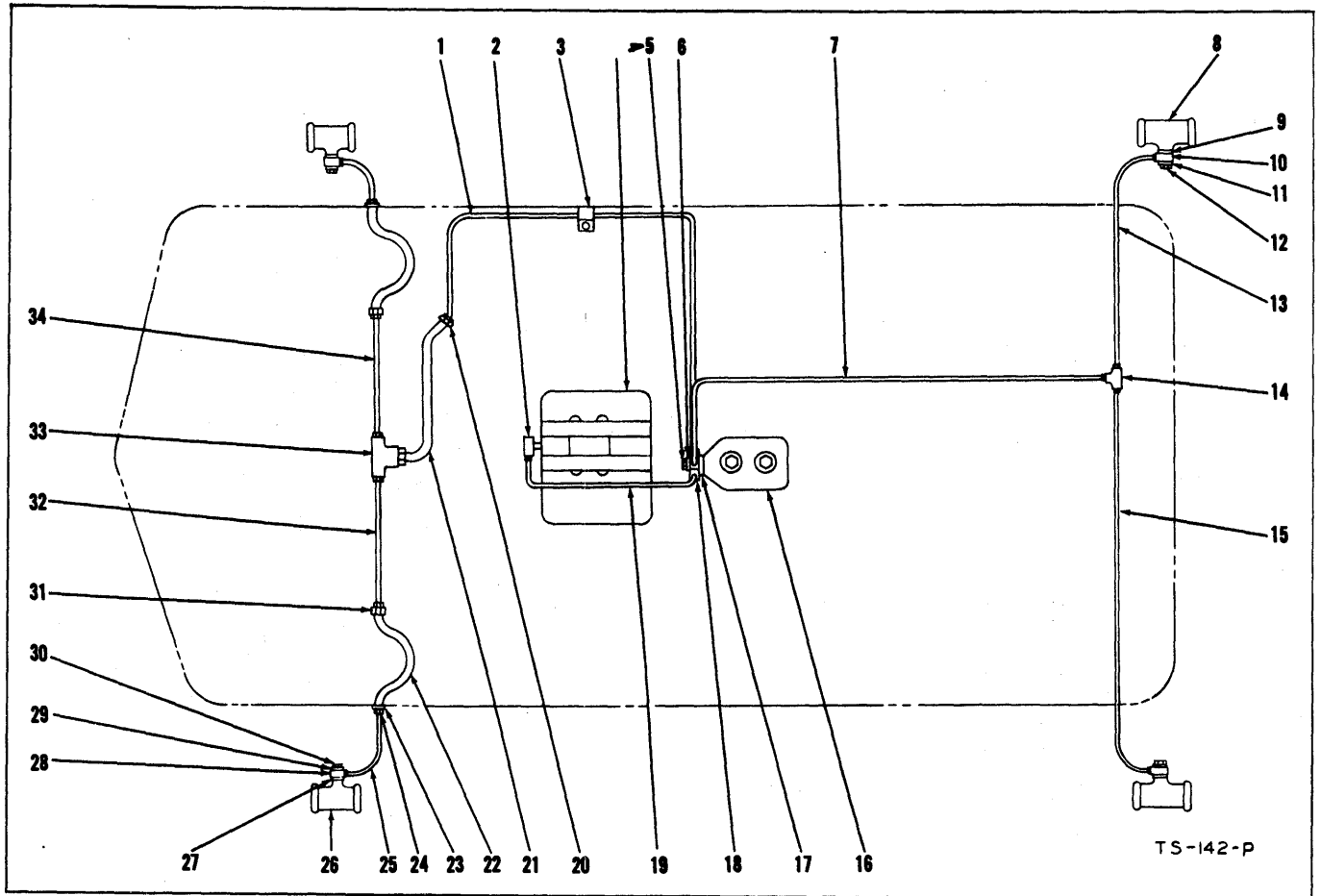
TS-81-PI

**BRAKE CONTROLS**

Item No.	Part No.	Description	No. Req'd.
1	552373	Master Cylinder .....	1
1A	869449	‡Repair Kit, Master Cylinder .....	1
2	8D-07	Nut, Clevis Jam .....	1
3	4F-08127	Pin, Clevis .....	1
4	1F-412	Cotter, Clevis Pin .....	1
5	551373	Bushing, Brake Pedal Mounting .....	2
6	550292	Brake Pedal Assembly (Inc. 5) .....	1
7	2C-640	Bolt, Shaft Retaining .....	1
8	2D-06	Nut, Shaft Retaining .....	1
9	4E-06	Lockwasher, Shaft Retaining .....	1
10	550299	Shaft, Brake Pedal .....	1
11	11H-15	Fitting, Brake Pedal Grease .....	1
12	550301	Spring, Pedal Return .....	1
13	552377	Clevis, Master Cylinder Push Rod .....	1
14	2C-760	Bolt, Master Cylinder Mounting .....	1
15	2D-07	Nut, Master Cylinder Mounting .....	1
16	4E-07	Lockwasher, Master Cylinder Mounting .....	1
17	1C-614	†Bolt, Master Cylinder Mounting .....	1
18	4E-06	†Lockwasher, Master Cylinder Mounting .....	1

‡As Required  
†Not Illustrated



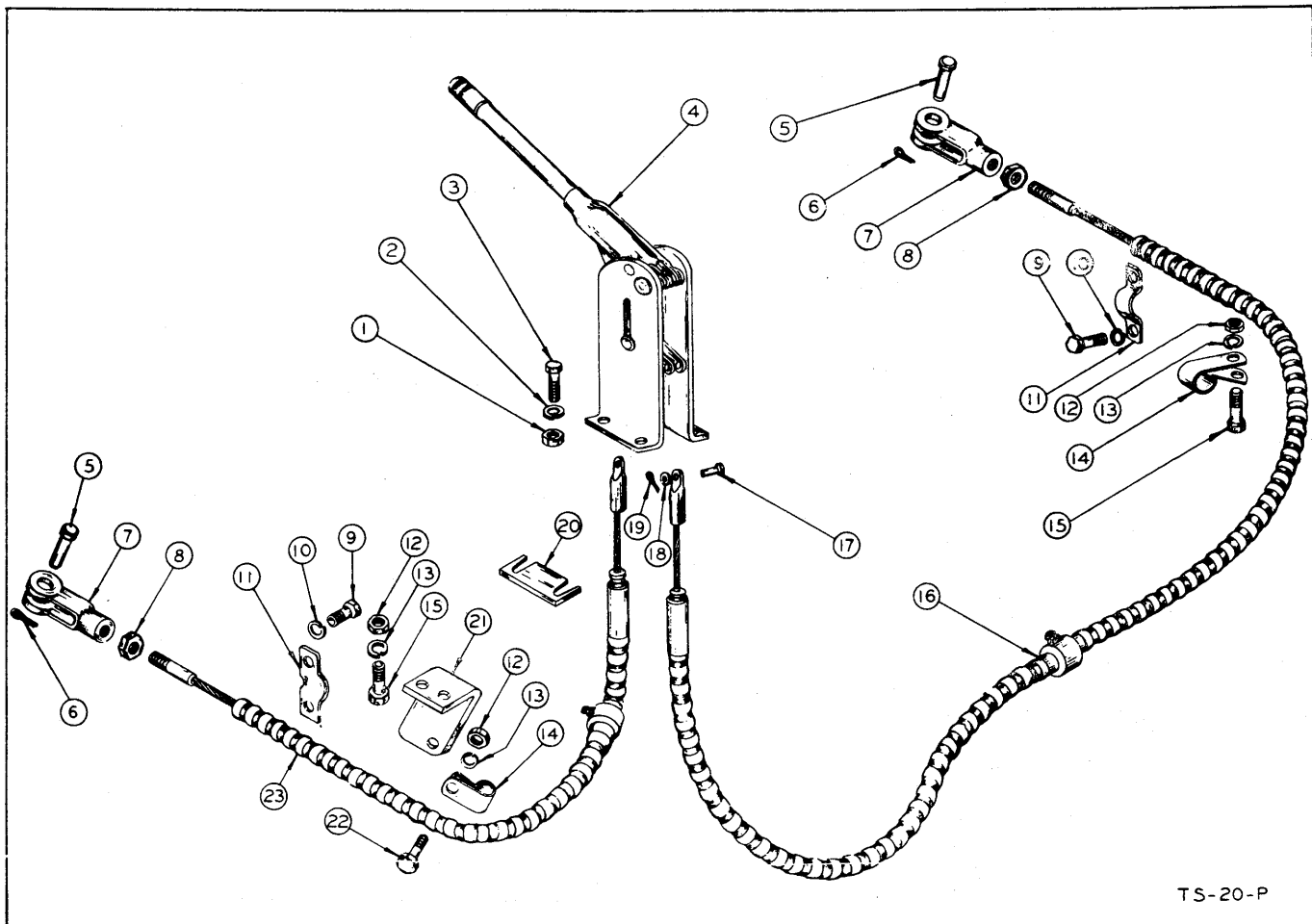


TS-142-P

**BRAKE LINES AND FITTINGS**

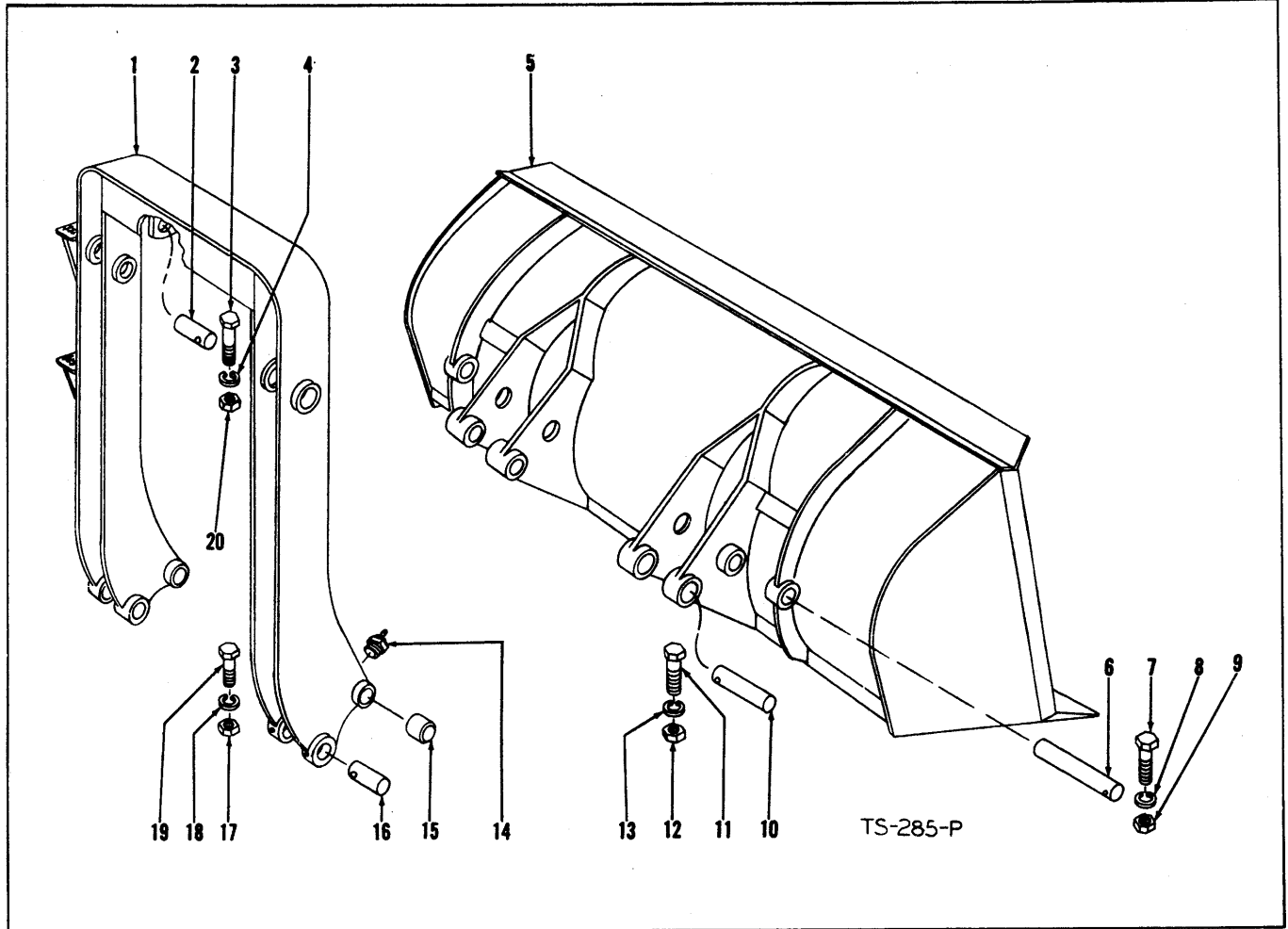
Item No.	Part No.	Description	No. Req'd.
1	552384	Brake Line, Master Cylinder to Rear Axle .....	1
2	62F-3	Elbow, Master Cylinder to Transmission .....	1
3	6H-4	Clip, Brake Line .....	1
4		Transmission—See Index .....	—
5	550310	Bolt, Master Cylinder Fitting .....	1
6	620238	Copper Gasket, Outer Master Cylinder .....	1
7	552383	Brake Line, Master Cylinder to Front Axle .....	1
8	107014	Wheel Cylinder, Front Axle .....	2
9	613750	Copper Gasket, Inner Wheel Cylinder .....	2
10	620235	Fitting, Wheel Cylinder .....	2
11	620238	Copper Gasket, Outer Wheel Cylinder .....	2
12	692722	Bolt, Wheel Cylinder Fitting .....	2
13	550405	Brake Line, Front Axle—L.H. ....	1
14	550406	Tee, Front Axle .....	1
15	550404	Brake Line, Front Axle—R.H. ....	1
16		Master Cylinder—See Index .....	—
17	613750	Copper Gasket, Inner Master Cylinder .....	1
18	552264	Fitting, Master Cylinder .....	1

Item No.	Part No.	Description	No. Req'd.
19	552382	Brake Line, Master Cylinder to Transmission .....	1
20	8D-10	Nut, Brake Hose .....	1
21	550324	Hose, Frame to Axle .....	1
22	552374	Hose, Rear Axle Brake .....	2
23	550325	Clip, Axle Brake Hose .....	2
24	8D-10	Nut, Brake Hose .....	2
25		Brake Line, Frame to Wheel Cylinder .....	2
	552387	For Serial 4123 thru 4142, 4156 and thereafter .....	
26	102488	Wheel Cylinder, Rear Axle .....	2
27	613750	Copper Gasket, Inner Wheel Cylinder .....	2
28	620235	Fitting, Wheel Cylinder .....	2
29	620238	Copper Gasket, Outer Wheel Cylinder .....	2
30	692722	Bolt, Fitting .....	2
31	8D-10	Nut, Brake Hose .....	2
32	552385	Brake Line, Rear Axle—R.H. ....	1
33	550320	Tee, Rear Axle .....	1
34	552386	Brake Line, Rear Axle—L.H. ....	1



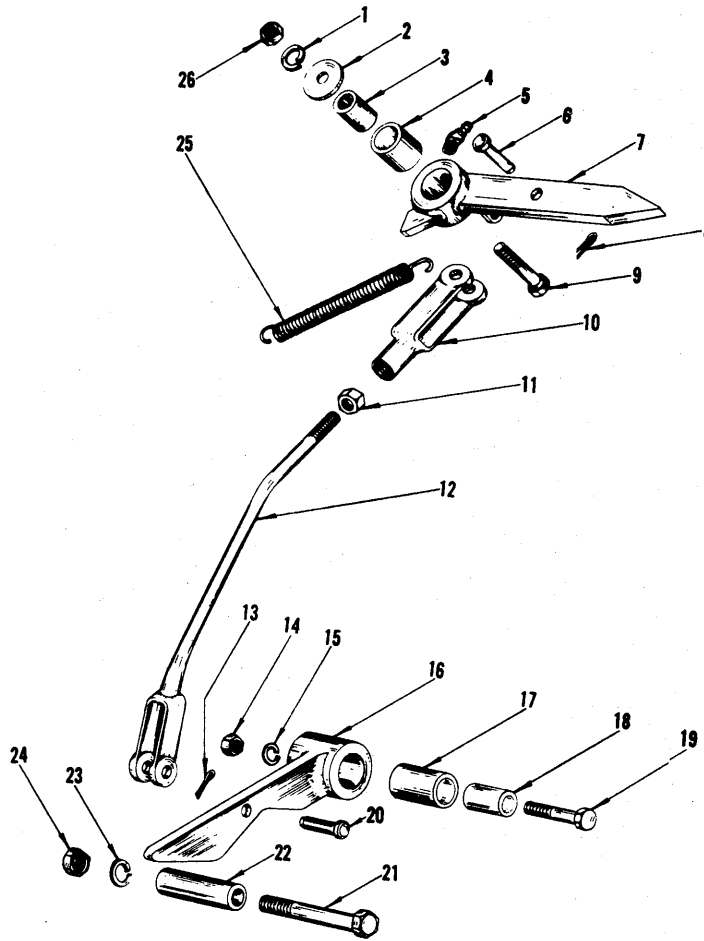
**PARKING BRAKE CONTROLS**

Item No.	Part No.	Description	No. Req'd.
1	2D-05	Nut, Lever Mounting .....	4
2	4E-05	Lockwasher, Lever Mounting.....	4
3	2C-524	Bolt, Lever Mounting .....	4
4	551742	Parking Brake Lever .....	1
5	4F-06106	Pin, Clevis .....	2
6	1F-312	Cotter, Clevis Pin.....	2
7	4J-6208	Clevis .....	2
8	8D-06	Nut, Clevis Jam.....	2
9	2C-510	Bolt, Bracket .....	4
10	4E-05	Lockwasher, Bracket .....	4
11	104645	Bracket, Conduit Mounting .....	2
12	18D-06	Nut .....	4
13	4E-06	Lockwasher .....	4
14	551834	Clip .....	2
15	2C-616	Bolt .....	3
16	551689	Cable and Conduit Assembly—R. H. ....	1
17	4F-04051	Pin, Clevis .....	2
18	619016	Washer .....	2
19	1F-208	Cotter .....	2
20	551696	Retainer .....	1
21	551837	Bracket .....	1
22	2C-610	Bolt .....	1
23	551688	Cable and Conduit Assembly—L. H. ....	1



**BUCKET AND CARRIER ASSEMBLY**

Item No.	Part No.	Description	No. Req'd.	Item No.	Part No.	Description	No. Req'd.
1	550193	Bucket Carrier Assembly (Inc. 15).....	1	10	550231	Pin, Cylinder to Bucket.....	2
2	550208	Pin, Cylinder to Carrier.....	2	11	2C-656	Bolt, Pin Retaining.....	2
3	2C-672	Bolt, Pin Retaining.....	2	12	2D-06	Nut, Pin Retaining .....	2
4	4E-06	Lockwasher, Pin Retaining.....	2	13	4E-06	Lockwasher, Pin Retaining.....	2
5	551711	Bucket Assembly (Inc. 5A, 5B and 5C)	1	14	10H-25	Fitting, Carrier to Bucket Grease.....	2
5A	551612	Cutting Edge—Main .....	1	15	550206	Bushing, Carrier to Bucket.....	2
5B	551815	Side Cutting Edge Replacement—R.H.	1	16	550207	Pin, Carrier to Guide Bar.....	2
5C	551816	Side Cutting Edge Replacement—L.H.	1	17	2D-06	Nut, Pin Retaining.....	2
6	552550	Pin, Carrier to Bucket.....	2	18	4E-06	Lockwasher, Pin Retaining.....	2
7	2C-648	Bolt, Pin Retaining.....	2	19	2C-648	Bolt, Pin Retaining.....	2
8	4E-06	Lockwasher, Pin Retaining .....	2	20	2D-06	Nut, Pin Retaining.....	2
9	2D-06	Nut, Pin Retaining.....	2				



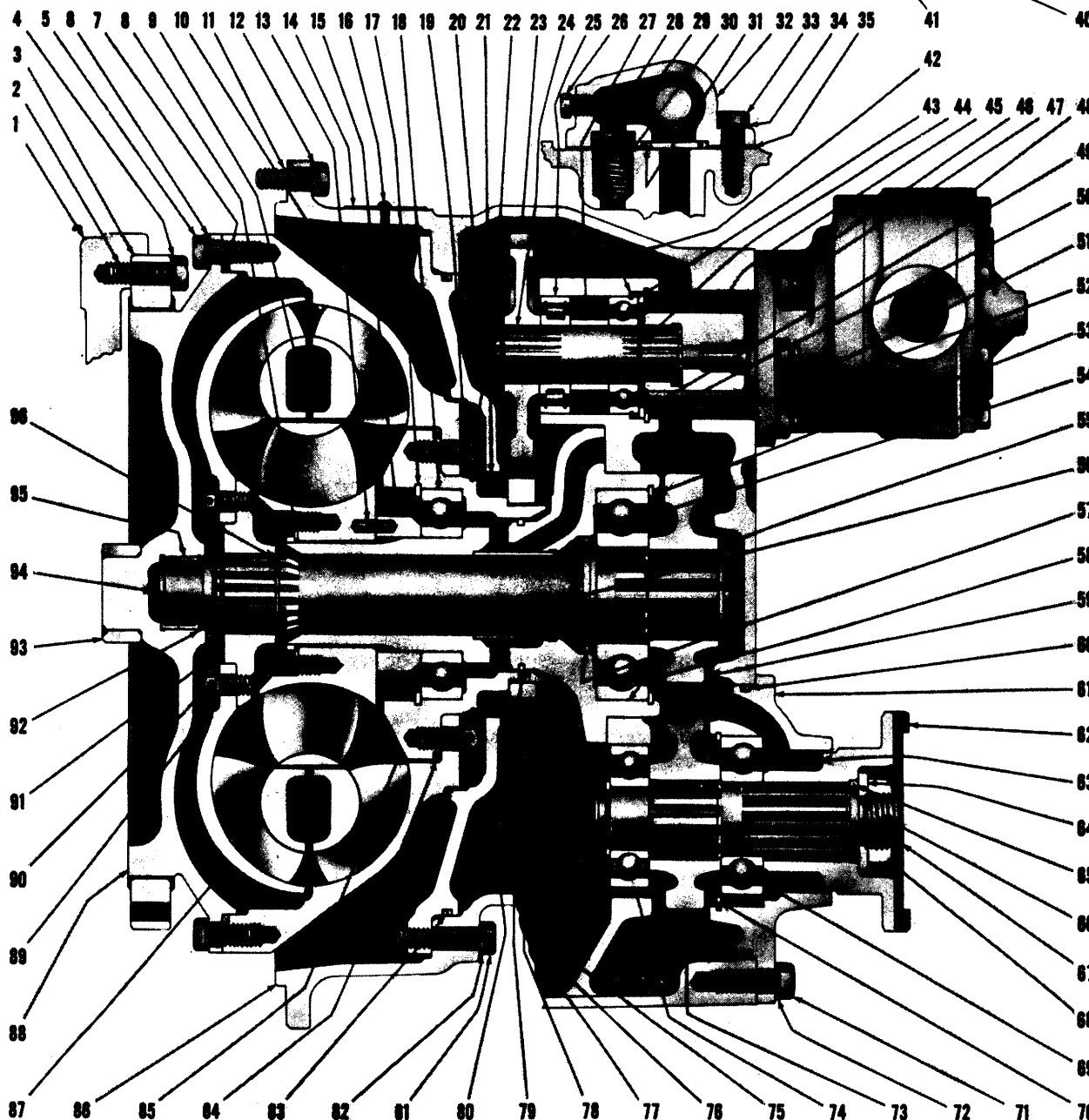
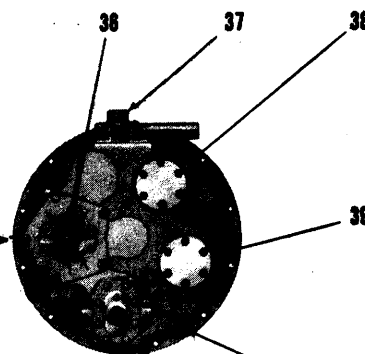
TS-18-P2

**BUCKET INDICATOR**

Item No.	Part No.	Description	No. Req'd.	Item No.	Part No.	Description	No. Req'd.
1	4E-08	Lockwasher, Pointer Arm to Bucket.....	1	14	2D-08	Nut, Cam Assembly Mounting.....	1
2	616796	Washer, Pointer Arm to Bucket.....	2	15	4E-08	Lockwasher, Cam Assembly Mounting	1
3	550646	Sleeve, Pointer Arm Mounting.....	1	16	551517	Cam Assembly (Inc. 16A and 17).....	1
4	526767	Bushing, Pointer Arm Mounting.....	1	16A	12H-15	Fitting, Cam Assembly Grease.....	1
5	12H-15	Fitting, Pointer Arm Grease.....	1	17	526767	Bushing, Cam Assembly Mounting.....	1
6	4F-08127	Pin, Clevis .....	1	18	550646	Sleeve, Cam Assembly Mounting.....	1
7	551521	Pointer Arm Assembly.....	1	19	2C-844	Bolt, Cam Assembly to Bucket.....	1
7A			1	20	4F-08127	Pin, Clevis .....	1
8	1F-414	Cotter, Clevis Pin .....	1	21	1C-1072	Bolt, Tube to Bucket Carrier.....	1
9	2C-840	Bolt, Pointer Arm to Bucket.....	1	22	551523	Tube .....	1
10	2J-8300	Clevis, Rod End.....	1	23	4E-10	Lockwasher, Tube to Bucket Carrier.....	1
11	8D-08	Nut, Rod End Clevis Jam.....	1	24	1D-10	Nut, Tube to Bucket Carrier.....	1
12	551613	Indicator Rod Assembly (Inc. 10 and 11) .....	1	25	551644	Spring .....	1
13	1F-414	Cotter, Clevis Pin.....	1	26	2D-08	Nut, Pointer Arm to Bucket.....	1



REAR VIEW OF CONVERTER



TORQUE CONVERTER ASSEMBLY

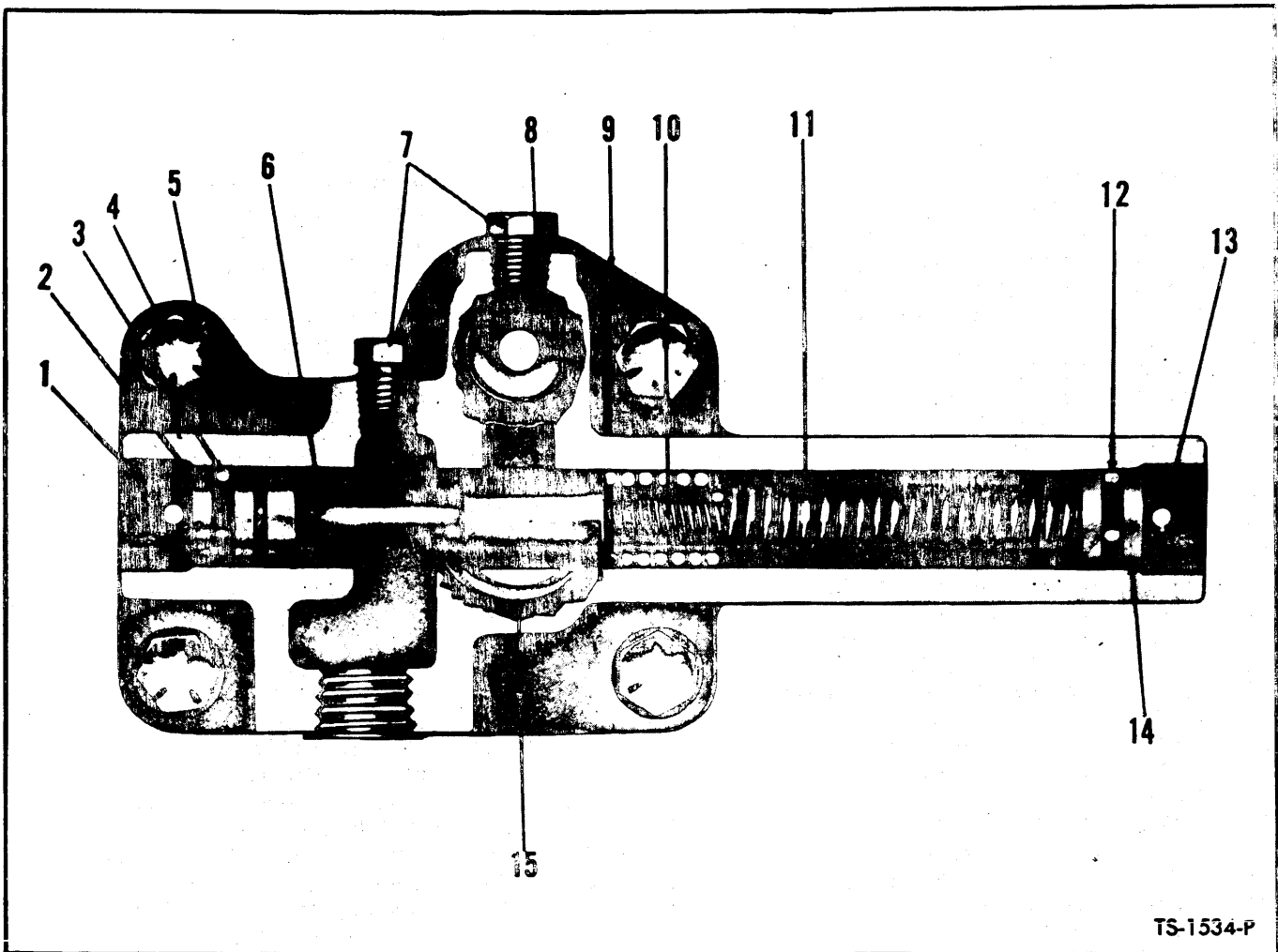
TS-1566-P

**TORQUE CONVERTER ASSEMBLY**

Item No.	Part No.	Description	No. Req'd.	Item No.	Part No.	Description	No. Req'd.
A	281161	CONVERTER ASSY (C-273T-5)	1	50	713186	RING, Washer Retaining	1
1	-----	FLYWHEEL, Engine	—	51	4E-06	LKWSHR, Pump Stud	6
2	224795	BOLT, Drive Gear to Flywheel	8	52	551906	GASKET, Converter Pump	1
3	215264	GEAR, Converter Drive	1	53	214953	RING, Bearing Retaining	1
4	662481	WASHER, Drive Gear to Flywheel	8	54	742002	BEARING, Turbine Shaft	1
5	1C-616	BOLT, Impeller to Cover	24	55	224026	RING, Gear Retaining	1
6	4E-06	LKWSHR, Impeller to Cover	24	56	-----	§SLEEVE, Stator Support (Included in 58)	—
7	214939	"O" RING, Impeller to Cover	1	57	222079	RING, Turbine Shaft Sealing	1
8	743035	RING, Reaction Member Retaining	1	58	214932	SUPPORT ASSY, Converter (Inc. 56)	1
9	214957	MEMBER, Reaction	1	59	214935	GEAR, Turbine Shaft	1
10	214959	IMPELLER	1	60	25K-40512	"O" RING, Bearing Retainer	1
11	1C-620	BOLT, Converter to Engine	12	61	214945	RETAINER ASSY, Bearing (Inc. 63)	1
12	4E-06	LKWSHR, Converter to Engine	12	62	214940	FLANGE, Companion	1
13	658244	PIN, Spacer to Reaction Member Lock	1	63	206864	SEAL, Oil	1
14	-----	§PLATE, Name	—	64	102745	WASHER, Output Shaft	1
15	214934	SPACER, Reaction Member	1	65	25K-40112	"O" RING, Companion Flange	1
16	-----	§SCREW, Name Plate Drive	—	66	1F-424	COTTER, Output Shaft	1
17	214953	RING, Impeller Hub Bearing Retainer	1	67	214937	SHAFT, Output	1
18	713999	BEARING, Impeller Hub	1	68	201951	NUT, Output Shaft	1
19	619025	WASHER, Hub to Impeller Bolt	8	69	743439	BEARING, Output Shaft Rear	1
20	4C-714	BOLT, Hub to Impeller	8	70	223901	RING, Bearing Snap	1
21	214941	SEAL, Oil Baffle Oil	1	71	1C-720	BOLT, Bearing Retainer	3
22	711298	RING, Gear Retaining	3	71A	214730	†STUD, Bearing Retainer	2
23	214931	GEAR, Pump Drive (37T)	3	71B	8D-07	†NUT, Bearing Retainer	2
24	214928	SHAFT, Pump Drive	3	72	4E-07	LKWSHR, Bearing Retainer	5
25	214936	BEARING, Roller	3	73	214938	GEAR, Output Shaft (37T)	1
26	40K-02	PLUG, Valve Housing Pipe	2	74	742056	BEARING, Output Shaft Front	1
27	214930	SPACER, Pump Shaft	3	75	214955	RING, Bearing Retaining	1
28	214946	SEAT, Safety Valve	1	76	1C-820	BOLT, Stator Support	6
29	222318	PLUNGER, Safety Valve	1	76A	7E-08	†LKWSHR, Stator Support	6
30	222312	SPRING, Safety Valve	1	77	224009	RING, Gear Retaining	1
31	25K-40104	"O" RING, Valve to Converter	1	78	214951	GEAR, Impeller Hub	1
32	-----	See Regulator Valve Assy (Item 37)	—	79	221653	RING, Sealing	1
33	1C-616	BOLT, Valve Body	4	80	214925	BAFFLE, Oil	1
34	4E-06	LKWSHR, Valve Body	4	81	1C-628	BOLT, Oil Baffle	3
35	214949	GASKET, Valve Body to Converter	1	82	4E-06	LKWSHR, Oil Baffle	3
36	-----	SHAFT, Output (See Item 67)	—	83	214939	"O" RING, Oil Baffle	1
37	-----	VALVE ASSY, Pressure Regulating (See Index)	—	84	25K-40616	"O" RING, Impeller Hub	1
38	-----	PAD, Pump Mounting	—	85	214958	HUB, Impeller	1
39	-----	PAD, Pump Mounting	—	86	214950	HOUSING, Converter	1
40	13F-16	PLUG, Pipe	4	86A	14F-08	†PLUG, Pipe	1
41	-----	PUMP, Converter Charging (See Parts Manual)	—	86B	40K-02	†PLUG, Pipe	1
42	214954	RING, Bearing Snap	3	87	223833	TURBINE	1
43	214956	BEARING, Shaft	3	88	214922	DRIVE DISC	1
44	224039	RING, Bearing Retaining	3	89	619023	WASHER, Turbine Hub Bolt	8
45	214961	ADAPTER, Converter Pump Drive	1	90	209313	BOLT, Turbine to Hub	8
46	8D-06	NUT, Pump Stud	6	91	214924	HUB, Turbine	1
47	207647	STUD, Pump	6	92	666542	RING, Bearing Retaining	1
48	-----	PUMP, Converter Charging— (See Parts Manual)	1	93	222006	SLEEVE	1
49	214929	WASHER, Pump Shaft	3	94	214933	SHAFT, Turbine	1
				95	214988	BEARING, Impeller Cover	1
				96	659065	RING, Turbine Hub Snap	2

§Not Sold Separately  
†Not Illustrated

**WHEN ORDERING PARTS, ALWAYS STATE MODEL AND SERIAL NO. OF MACHINE**



TS-1534-P

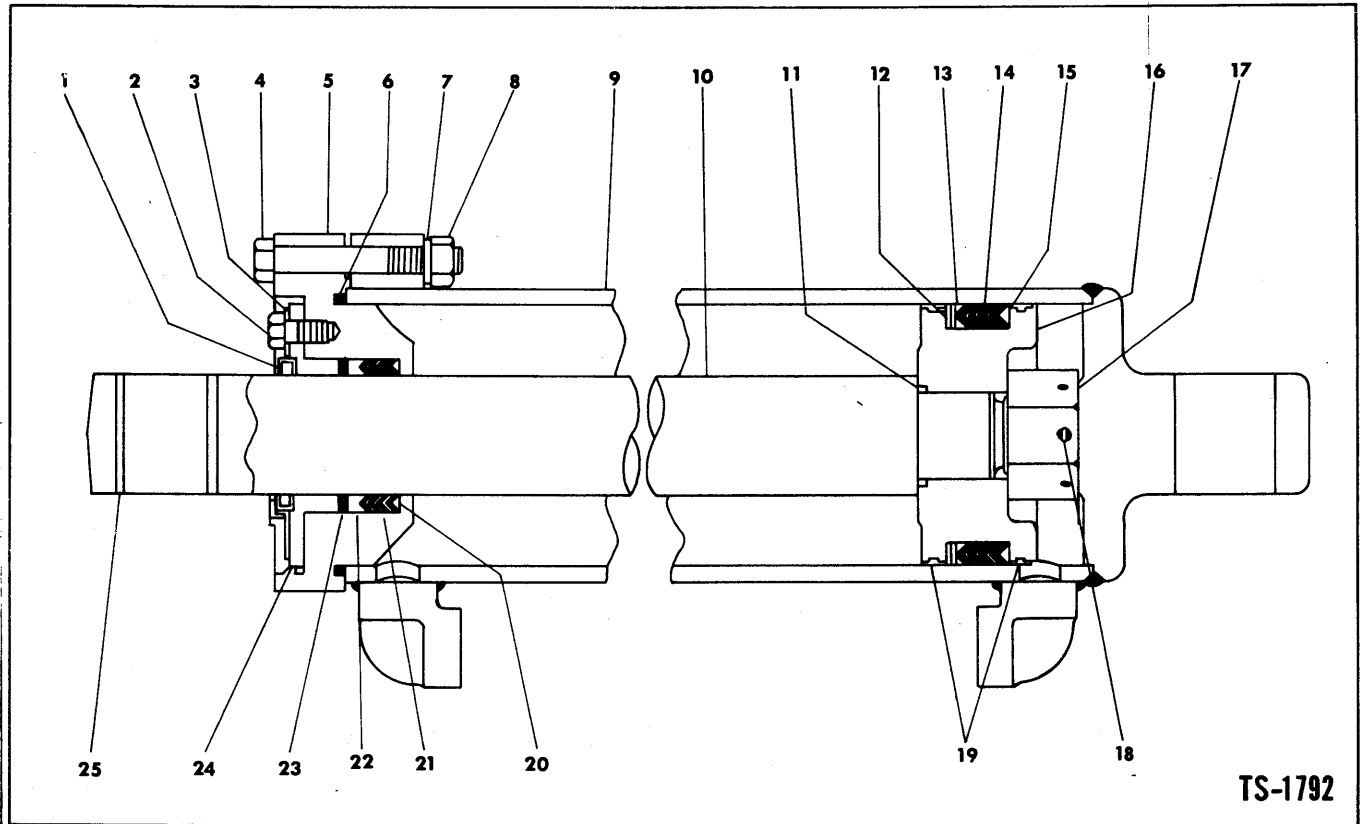
**PRESSURE REGULATOR VALVE ASSEMBLY**

Item No.	Part No.	Description	No. Req'd.	Item No.	Part No.	Description	No. Req'd.
A	214969	VALVE ASSY (Inc. 1, 2, 3, 6, 8 thru 16)	1	9	§BODY, Valve (See 16)	1	
1	660178	PIN, Piston Stop	1	10	224368 SPRING, Valve - Inner	1	
2	220983	STOP, Piston	1	11	224369 SPRING, Valve - Outer	1	
3	25K-30018	"O" RING, Piston Stop	1	12	25K-30018 "C" RING, Piston Stop	1	
4	1C-616	BOLT, Valve to Converter	4	13	660178 PIN, Piston Stop	1	
5	4E-06	LKWSHR, Valve to Converter	4	14	220983 STOP, Piston	1	
6	§PISTON, Valve (See 16)	1	15	25K-40104 "O" RING, Valve to Converter	1		
7	40K-02	PLUG, Valve Housing	1	16	801101 HOUSING & PISTON ASSY (Inc. 6, 9)	1	
8	214946	SEAT, Safety Valve	1	17	214949 †GASKET, Valve to Housing	1	

§Not Sold Separately  
†Not Illustrated

**WHEN ORDERING PARTS, ALWAYS STATE MODEL AND SERIAL NO. OF MACHINE**





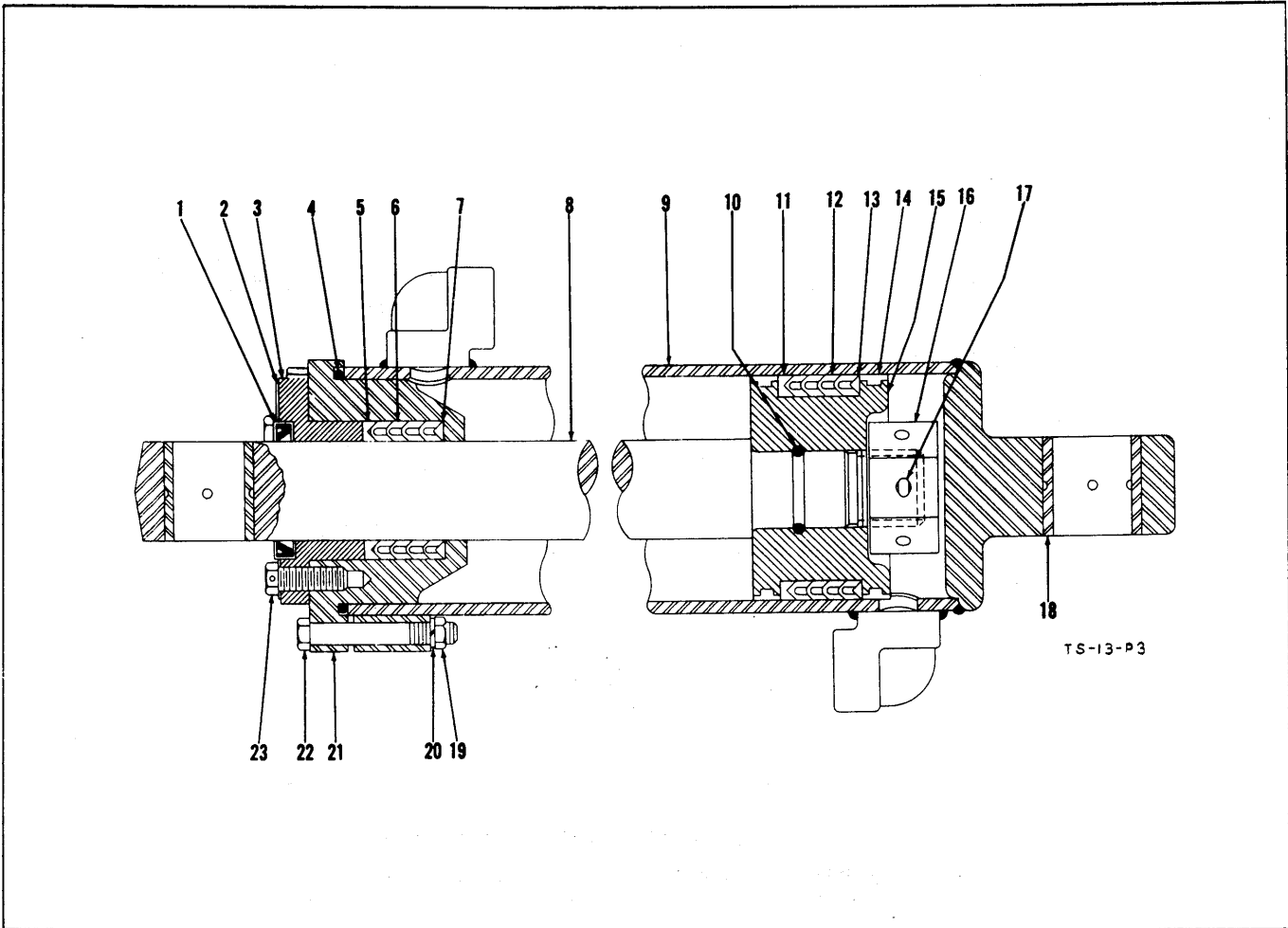
TS-1792

**4 1/2" BOOM CYLINDER ASSEMBLY**  
**2 Cylinders Used on Machine – Quantity Indicated**  
**is for 1 Cylinder**

Item No	Part No.	Description	No. Req'd.
A	551991	CYLINDER ASSY (Inc. 1 thru 25)	1
1	550088	WIPER, Piston Rod	1
2	4C-616	BOLT, Packing Gland	4
3	550089	RETAINER, Piston Rod Wiper	1
4	2C-856	BOLT, Cylinder Cap	4
5	550085	CAP, Cylinder	1
6	25K-40416	"O" RING, Cylinder Cap	1
8	18D-08	NUT, Cylinder Cap	4
9	551992	CYLINDER	1
10	550083	ROD ASSY, Piston (Inc. 25)	1
11	25K-40112	"O" RING, Piston Rod	1
12	514743	‡ SHIM, Piston Packing	—
13	514741	ADAPTER, Female Chevron Packing	1
14	531596	PACKING, Piston	1
15	514740	ADAPTER, Male Chevron Packing	1
16	550080	PISTON	1
17	551605	NUT, Piston Rod	1
18	1F-648	COTTER, Piston Rod Nut	1
19	550081	RING, Piston Wear	2
20	552487	ADAPTER, Male Chevron	—
20	552487	ADAPTER, Male Chevron Packing	1
21	531615	PACKING, Cylinder Cap	1
22	552486	ADAPTER, Female Chevron Packing	1
23	552982	‡ SHIM, Cylinder Cap Packing	—
24	550087	GLAND, Packing	1
25	550066	BUSHING, Piston Rod	1

‡ As Required

**WHEN ORDERING PARTS, ALWAYS STATE MODEL AND SERIAL NO. OF MACHINE**



**BUCKET CYLINDER ASSEMBLY**

Item No.	Part No.	Description	No. Req'd.
A	514166	Bucket Cylinder Assembly (Inc. 1 thru 24)	2
1	550088	Wiper, Piston Rod	2
2	550089	Retainer, Piston Rod Wiper	2
3	550087	Packing Gland	2
4	25K-40416	"O" Ring, Cylinder Cap	2
5	552486	"T" Ring, Chevron Packing Adaptor	2
6	531615	Packing, Chevron	2
7	552487	"V" Ring, Chevron Packing Adaptor	2
7A	552982	†Shim	2
8	550097	Piston Rod Assembly (Inc. 18)	2
9	514167	Cylinder and Bushing Assembly (Inc. 18)	2
10	25K-40112	"O" Ring, Piston Rod	2
11	514741	"T" Ring, Chevron Packing Adaptor	2
12	531596	Packing, Chevron	2
13	514740	"V" Ring, Chevron Packing Adaptor	2
13A	514743	†Shim	2

Item No.	Part No.	Description	No. Req'd.
14	550081	Ring, Piston Wear	4
15	550080	Piston	2
16	551605	Nut, Piston Rod	2
17	1F-648	Cotter, Piston Rod Nut	2
18	550229	Bushing	4
19	18D-08	Nut, Cylinder Cap	8
20	4E-08	Lockwasher, Cylinder Cap	8
21	550085	Cap, Cylinder	2
22	2C-856	Bolt, Cylinder Cap	8
23	4C-616	Bolt, Retainer	8
23A	28H-16110	Lockwire, Retainer Bolt	2
24	10H-25	†Fitting, Grease	4
25	942408	‡Chevron Packing and Adapter Kit (inc. 11 thru 13A)	—
26	942409	‡Chevron Packing Kit (Inc. 12 and 13)	—
27	942406	‡Chevron Packing & Adaptor Kit (Inc. 5 thru 7A)	—
28	942407	‡Chevron Packing Kit (Inc. 6 & 7A)	—

†Not Illustrated  
‡As Required

**ENGINE**

All orders for engine assembly or components thereof should be placed with the nearest Waukesha Motor Company distributor or dealer. Always give model, specifications and serial number of your engine. This data will be found stamped on name plate attached to side of engine.

Item No.	Part No.	Description	No. Req'd.	Item No.	Part No.	Description	No. Req'd.
<b>ENGINE SUPPORT PARTS</b>				24	630506	Baffle, Generator .....	1
1	531060	Support Assembly- .....	2	25	940134	Pulley, Generator .....	1
2				26	6J-405	Key, Pulley .....	1
3	1C-824	Bolt, Support to Flywheel Housing.....	8	27	940714	Washer, Pulley .....	1
4	4E-08	Lockwasher, Support to Flywheel Housing .....	8	28	850311	Nut, Pulley .....	1
5	2C-832	Bolt, Support to Frame.....	4	29	957576	Strap, Generator Adjusting.....	1
6	21D-08	Nut, Support to Frame.....	4	30	1C-512	Bolt, Adjusting Strap.....	2
7	550698	Pad, Support to Frame.....	2	31	619019	Washer, Adjusting Strap.....	1
8	619027	Washer, Trunnion to Frame.....	2	32	4E-05	Lockwasher, Adjusting Strap.....	2
9	2C-832	Bolt, Trunnion to Frame.....	2	33	1C-524	Bolt, Generator Hinge.....	2
10	21D-08	Nut, Trunnion to Frame.....	2	34	1D-05	Nut, Generator Hinge.....	1
10A	536613	Front Engine Mounting.....	1	35	4E-05	Lockwasher, Generator Hinge.....	2
<b>ENGINE ACCESSORIES</b>				36	552914	Spacer, Front .....	1
11	551323	Sending Unit, Engine Temperature.....	1	37	552885	Spacer, Rear .....	1
12	550832	Sending Unit, Oil Pressure.....	1	<b>VOLTAGE REGULATOR AND MOUNTING PARTS</b>			
13	5K-108	Pipe Nipple, Sending Unit.....	1	38	940105	Furnished with Engine.....	1
14	18F-1	Pipe Coupling, Sending Unit.....	1	39	551247	Bracket, Regulator Mounting.....	1
15	553657	Clip, Sending Wires to Torque Converter .....	1	40	2C-420	Bolt, Regulator to Bracket.....	3
16	551255	Meter, Hour .....	1	41	2D-04	Nut, Regulator to Bracket.....	3
16A	551251	Vibration Dampener.....	1	42	4E-04	Lockwasher, Regulator to Bracket.....	3
17	953130	Gasket, Hourmeter .....	1	43	2C-620	Bolt, Bracket to Frame.....	2
18	3G-608	Screw, Hourmeter Mounting.....	4	44	2D-06	Nut, Bracket to Frame .....	2
19	15E-06	Washer, Hourmeter Mounting.....	4	45	4E-06	Lockwasher, Bracket to Frame.....	2
<b>GENERATOR AND MOUNTING PARTS</b>				46	551530	Magnetic Switch (Solenoid) .....	1
20	940318	Generator Assembly (Inc. 21 and 22) .....	1	47	2C-414	Bolt, Switch Mounting .....	2
21	940558	Armature, Generator .....	1	48	2D-04	Nut, Switch Mounting.....	2
22	940136	Brush, Generator .....	2	49	4E-04	Lockwasher, Switch Mounting.....	2
23	619052	Fan, Generator .....	1				

**ENGINE ACCESSORIES — GAS MODEL ONLY**

Item No.	Part No.	Description	No. Req'd.
<b>DISTRIBUTOR AND MOUNTING PARTS</b>			
50	940331	Distributor .....	1
51	953129	Gasket, Distributor .....	1
52	552842	Clamp, Distributor .....	2
53	1C-618	Bolt, Clamp .....	2
54	4E-06	Lockwasher, Clamp .....	2
55	857852	Cap, Distributor .....	1
56	940026	Point Set, Distributor .....	1
57	850091	Rotor, Distributor .....	1
58	853586	Housing, Cover (Inc. 59 and 60).....	1
59	853599	Gasket .....	1
60	858150	Seal, Felt .....	1
61	850085	Condenser .....	1
62	552857	Ignition Cable Kit .....	1
63	552844	Cable—1 and 6 Cylinder.....	2
64	552845	Cable—2 and 5 Cylinder.....	2
65	552846	Cable—3 Cylinder .....	1
66	552847	Cable—4 Cylinder .....	1
67	617383	Cable, Distributor to Coil.....	1
68	610097	Nipple, Distributor .....	7
69	610098	Nipple, Coil .....	1
70	940104	Coil, Ignition .....	1
71	2C-510	Bolt, Coil to Bracket.....	2
72	2D-05	Nut, Coil to Bracket.....	2
73	4E-05	Lockwasher, Coil to Bracket.....	2
<b>CARBURETOR AND MOUNTING PARTS</b>			
74	940177	Carburetor .....	1
75	952797	Gasket, Carburetor to Adaptor.....	1
76	515048	Adaptor, Carburetor to Manifold .....	1
77	552840	Gasket, Adaptor to Manifold.....	1
78	515050	Stud, Carburetor to Adaptor.....	2
79	2D-05	Nut, Carburetor to Adaptor.....	2
80	4E-05	Lockwasher, Carburetor to Adaptor....	2
81	1C-616	Bolt, Adaptor to Manifold.....	2

Item No.	Part No.	Description	No. Req'd.
82	4E-06	Lockwasher, Adaptor to Manifold.....	2
83	853227	Main Jet, Adjustable .....	1
84	940178	‡Repair Kit, Carburetor.....	
85	940179	‡Gasket Kit, Carburetor.....	
86	552827	Fuel Line Assembly, Pump to Carburetor .....	1
87	552838	Clip, Fuel Line.....	1
88	1C-410	Bolt, Fuel Line Clip.....	1
89	4E-04	Lockwasher, Fuel Line Clip.....	1
90	62F-4	Elbow, Fuel Line to Carburetor and Pump .....	2
91	941590	Fuel Pump Assembly (Inc. 92).....	1
92	952721	Gasket, Fuel Pump.....	1
93	620558	Elbow .....	1
94	1C-510	Bolt, Pump Mounting.....	2
95	952779	Copper Washer, Pump Mounting.....	2
96	941945	‡Repair Kit, Fuel Pump (Inc. 97).....	
97	941944	‡Repair Kit, Diaphragm.....	

‡As Required

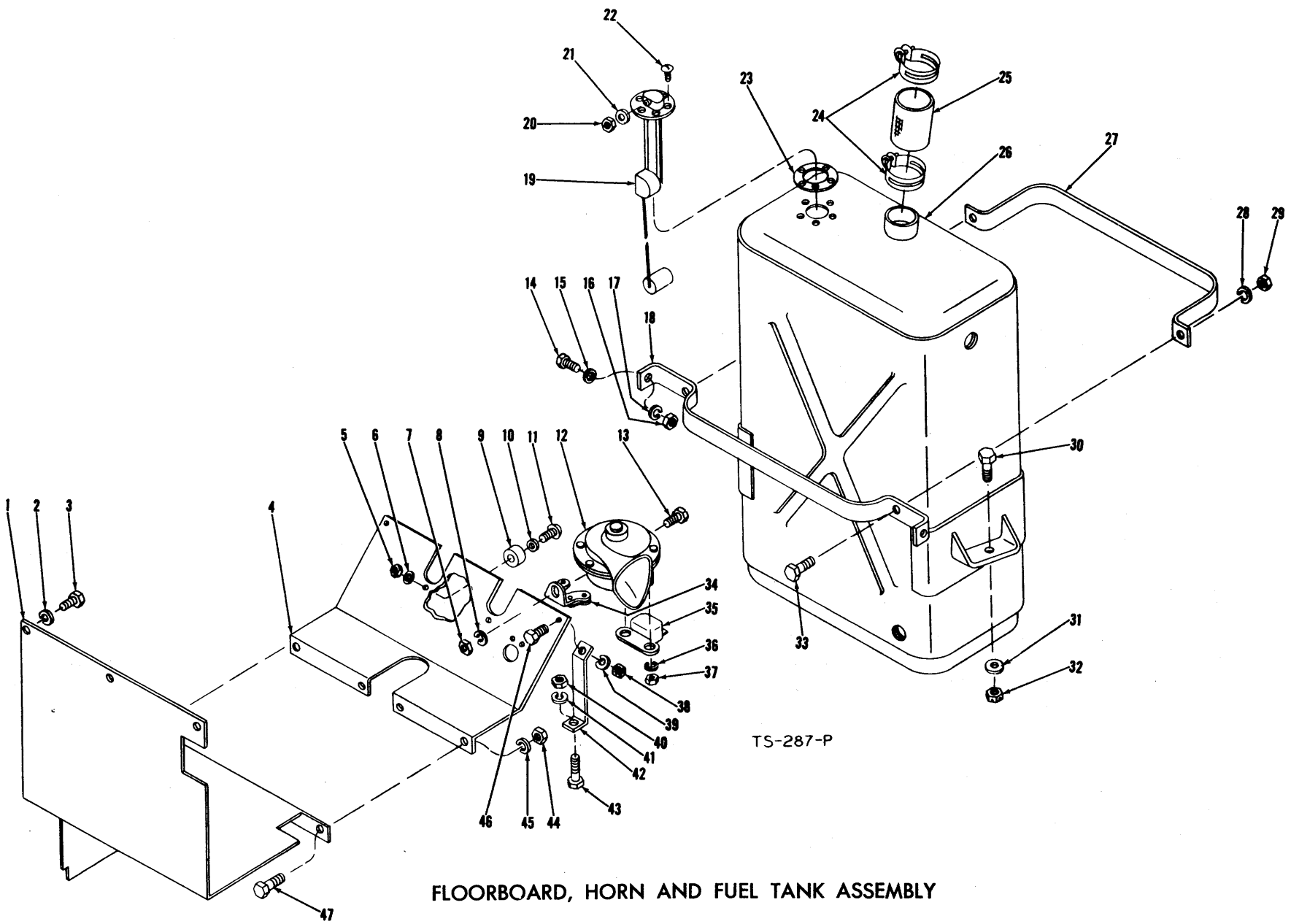
**ENGINE ACCESSORIES — DIESEL MODEL ONLY**

Item No.	Part No.	Description	No. Req'd.
<b>GLOW PLUGS AND MOUNTING PARTS</b>			
112	552814	Glow Plugs .....	6
113	953103	Gasket, Glow Plugs.....	6
114	553139	Harness, Glow Plugs.....	1
115	552941	Bracket, Glow Plug Harness.....	1
116	2G-1210	Screw, Bracket Attaching.....	1
117	14D-12	Nut, Bracket Attaching.....	1
118	2E-04	Lockwasher, Bracket Attaching.....	1
<b>STARTER AND MOUNTING PARTS — DIESEL</b>			
119	518713	Starter Assembly (Inc. 120 thru 124..	1
120	864539	Armature, Starter .....	1
121	864519	Switch, Solenoid .....	1

Item No.	Part No.	Description	No. Req'd.
122	864548	Drive Assembly .....	1
123	864559	Housing, Drive .....	1
124	864525	Brush, Starter .....	1
125	552884	Spacer, Starter Mounting.....	1
126	1C-628	Bolt, Starter Mounting.....	3
127	4E-06	Lockwasher, Starter Mounting.....	3
128	551331	Filter, Primary Fuel.....	1
129	940107	Cartridge Kit, Primary Filter.....	1
130	553858	Filter, Secondary Fuel.....	1
131	940027	Cartridge Kit, Secondary Filter.....	1

†Not Illustrated

‡As Required



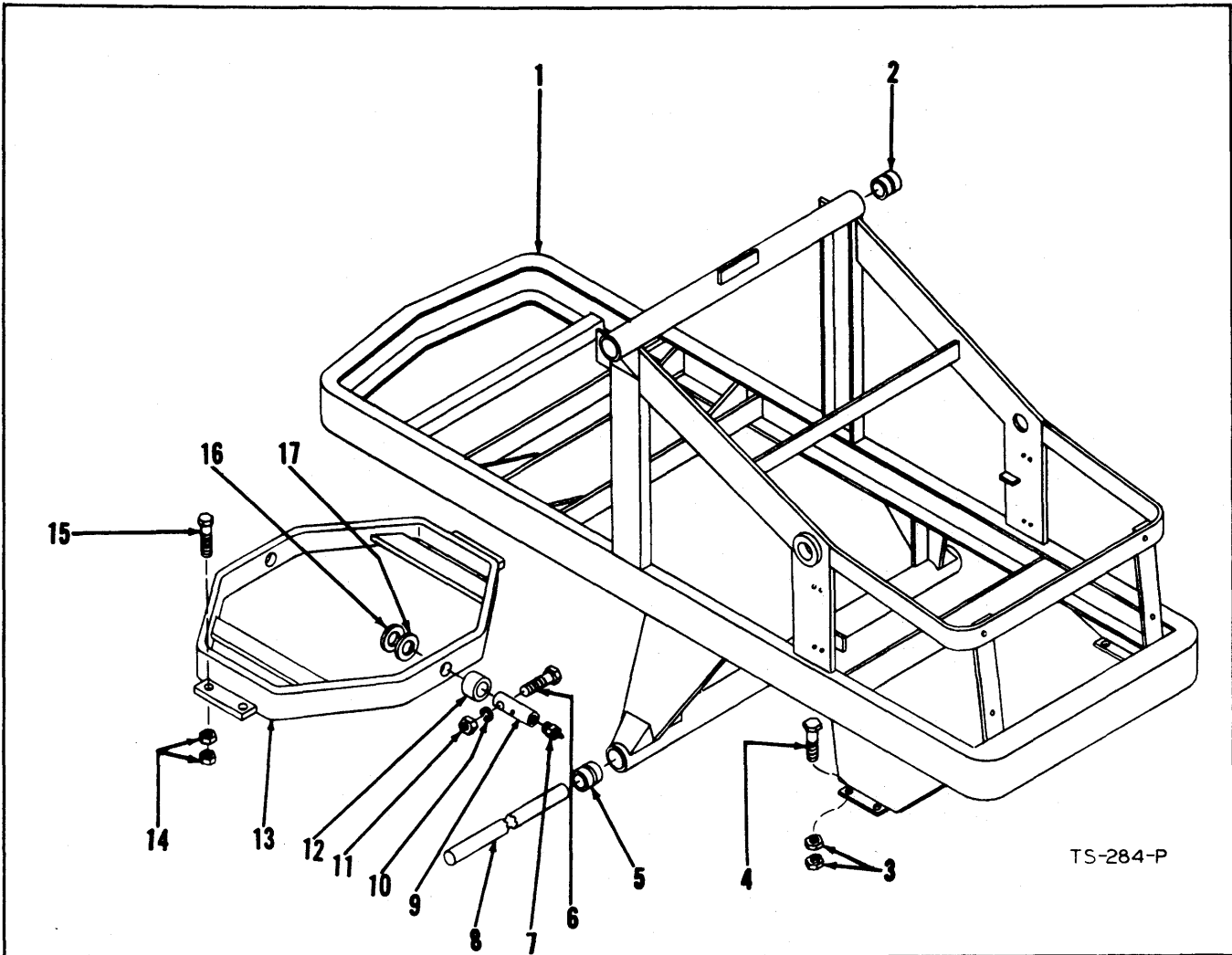
FLOORBOARD, HORN AND FUEL TANK ASSEMBLY

TS-287-P

**FLOORBOARDS, HORN AND FUEL TANK ASSEMBLY**

Item No.	Part No.	Description	No. Req'd.	Item No.	Part No.	Description	No. Req'd.
1	552375	Floorboard Assembly—Rear .....	1	27	517617	Tie Strap, Fuel Tank.....	1
2	4E-06	Lockwasher, Floorboard to Frame.....	3	28	4E-06	Lockwasher, Tie Strap to Mounting Strap .....	2
3	1C-612	Bolt, Floorboard to Frame.....	3	29	2D-06	Nut, Tie Strap to Mounting Strap.....	2
4	550631	Floorboard Assembly—Front .....	1	30	.....	Bolt, Fuel Tank to Frame.....	4
5	14D-10	Nut, Bumper Mounting .....	2	2C-828	.....	Effective with Serial 4141 and thereafter .....	2
6	13E-10	Lockwasher, Bumper Mounting.....	2	31	.....	Pad, Fuel Tank to Frame.....	2
7	2D-06	Nut, Horn to Floorboard.....	1	518233	.....	Effective with Serial 4141 and thereafter .....	..
8	4E-06	Lockwasher, Horn to Floorboard.....	1	32	21D-08	Nut, Fuel Tank to Frame.....	2
9	302568	Bumper, Brake Pedal Return Stop.....	2	33	2C-616	Bolt, Tie Strap to Mounting Strap.....	2
10	616775	Washer, Bumper Mounting.....	2	34	621279	Bracket, Horn Mounting.....	1
11	2G-1010	Screw, Bumper Mounting.....	2	35	647310	Relay, Horn .....	1
12	647300	Horn .....	1	36	4E-04	Lockwasher, Horn Bracket to Horn.....	2
13	2C-612	Bolt, Horn to Floorboard.....	1	37	2D-04	Nut, Horn Bracket to Horn.....	2
14	2C-616	Bolt, Tank Mounting Strap to Shroud	2	38	2D-06	Nut, Floorboard to Bracket.....	2
15	103293	Washer, Tank Mounting Strap to Shroud .....	2	39	4E-06	Lockwasher, Floorboard to Bracket....	2
16	2D-06	Nut, Tank Mounting Strap to Shroud..	2	40	2D-06	Nut, Bracket to Frame.....	2
17	4E-06	Lockwasher, Tank Mounting Strap to Shroud .....	2	41	4E-06	Lockwasher, Bracket to Frame.....	2
18	517616	Strap, Fuel Tank Mounting.....	1	42	550632	Bracket, Floorboard Support.....	2
19	551384	Sending Unit, Fuel Gauge .....	1	43	2C-620	Bolt, Bracket to Frame.....	2
20	14D-10	Nut, Fuel Gauge Terminal.....	1	44	2D-06	Nut, Floorboard to Frame.....	6
21	12E-10	Lockwasher, Fuel Gauge Terminal.....	1	45	4E-06	Lockwasher, Floorboard to Frame.....	6
22	3G-1008	Screw, Fuel Gauge to Tank.....	8	46	2C-616	Bolt, Floorboard to Bracket.....	2
23	627982	Gasket, Fuel Gauge to Tank.....	1	47	2C-616	Bolt, Floorboard to Frame.....	6
24	522632	Clamp, Fuel Filler Hose.....	2				
25	550712	Hose, Fuel Filler.....	1				
26	530923	Fuel Tank Assembly.....	1				
26A	942424	Fuel Tank Mounting Kit (Inc. 14 thru 18 and 27 thru 33) .....	1				

\*For Machines prior to serial 4141, use Item 26A when installing new Fuel Tank.

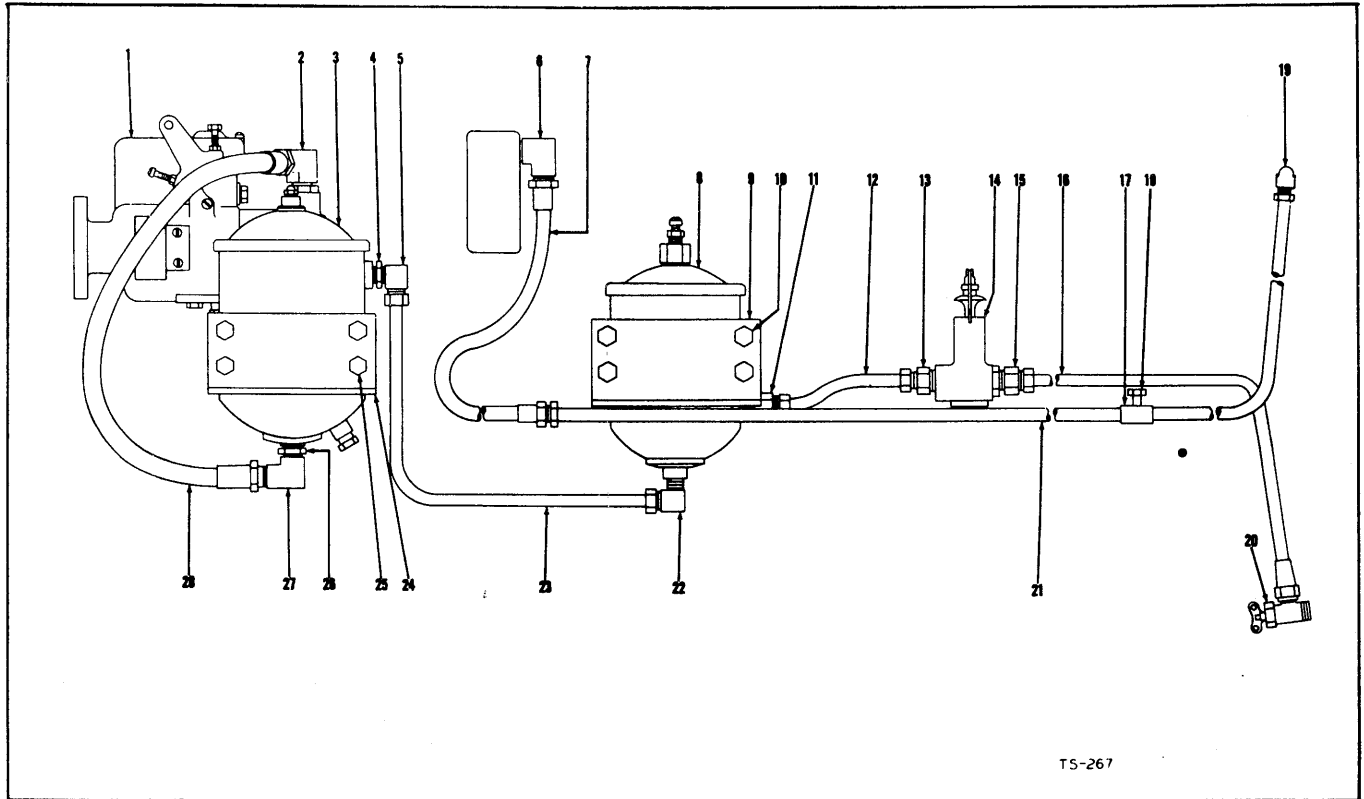


**FRAME ASSEMBLY**

Item No.	Part No.	Description	No. Req'd.	Item No.	Part No.	Description	No. Req'd.
1	514265	Frame Assembly .....	1	10	4E-08	Lockwasher, Cradle Pivot Pin.....	2
2	550010	Bushing, Boom Pivot Tube.....	2	11	2D-08	Nut, Cradle Pivot Pin.....	2
3	2D-12	Nut, Axle Mounting.....	16	12	550066	Bushing, Cradle Pivot Pin.....	2
4	14C-12120	Bolt, Axle Mounting.....	8	13	550062	Drive Steer Axle Cradle Assembly.....	1
5	550010	Bushing, Boom Cylinder Pivot Shaft....	2	14	2D-12	Nut, Axle Mounting.....	16
6	2C-856	Bolt, Cradle Pivot Pin.....	2	15	14C-12136	Bolt, Axle Mounting.....	8
7	15H-15	Fitting, Cradle Pivot Pin Grease.....	2	16	551348	‡Washer, Cradle to Frame.....	
8	550070	Shaft, Boom Cylinder Pivot.....	1	17	551347	‡Washer, Cradle to Frame.....	
9	550069	Pin, Cradle Pivot .....	2	18	550253	†Pad, Axle Mounting.....	2

†Not Illustrated  
‡As Required

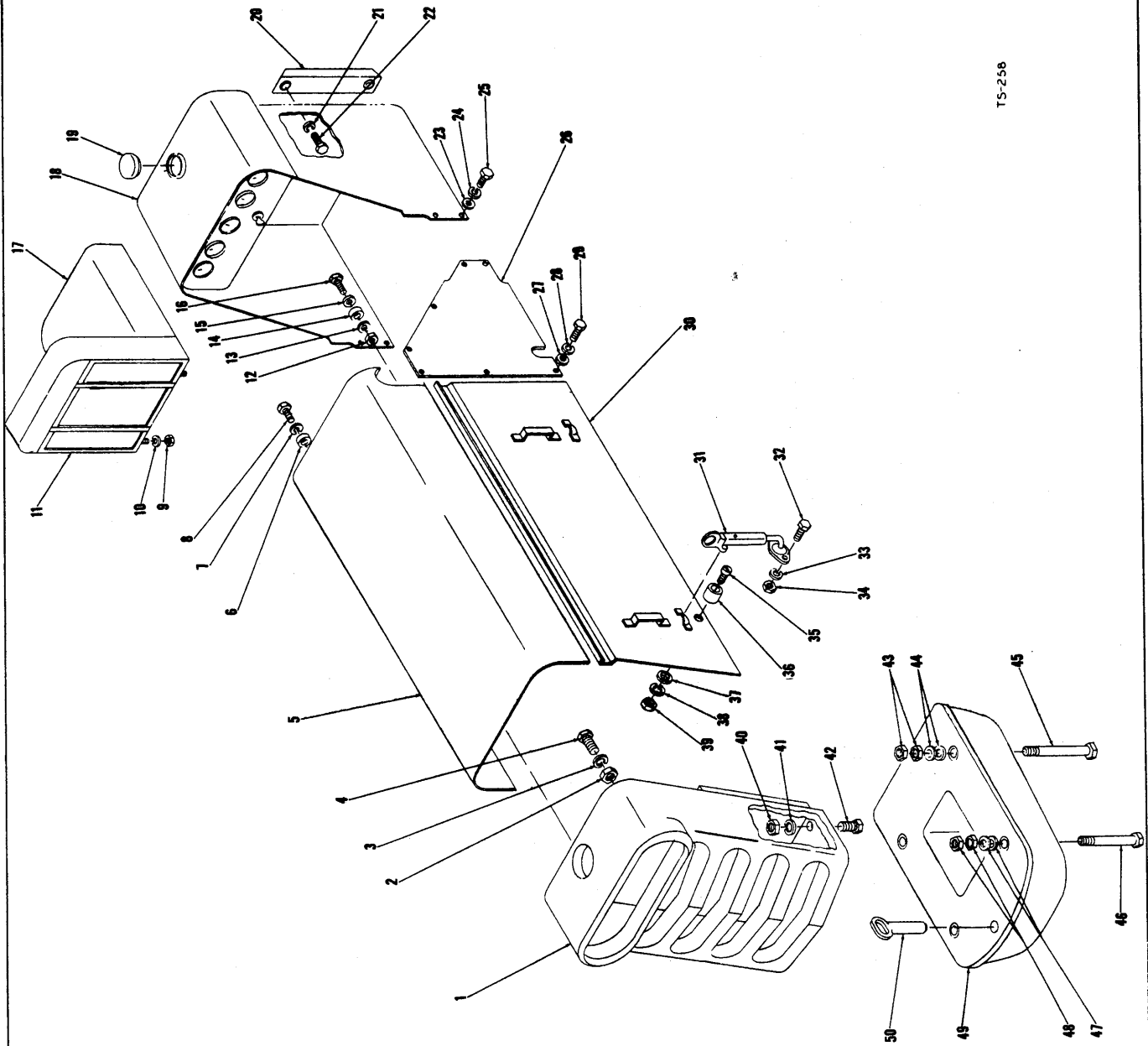




**FUEL LINES — DIESEL**

Item No.	Part No.	Description	No. Req'd.
1		Fuel Injection Pump—See Index	1
2	618298	Elbow—90°	1
3		Filter, Secondary—See Index	—
4	356612	Bushing, Reducing— $\frac{3}{8}$ x $\frac{1}{4}$	1
5	62F-6	Elbow—90°	1
6	618298	Elbow—90°	1
7	524958	Hose, Pump to Return Line	1
8		Filter, Primary—See Index	1
9	550757	Bracket, Primary Filter Mounting	1
10	2C-512	Bolt, Filter to Bracket	4
10A	2D-05	†Nut, Filter to Bracket	4
10B	4E-05	†Lockwasher, Filter to Bracket	4
10C	2C-616	†Bolt, Bracket to Frame	2
10D	2D-06	†Nut, Bracket to Frame	2
10E	4E-06	†Lockwasher, Bracket to Frame	2
	509291	Fuel Line Assy Supply	
	512133	Hose, Fuel Line Supply to Strainer	
	42F-6	90° Elbow	
	26F-20	90° Elbow	
	531165	45° Restricted Elbow	

Item No.	Part No.	Description	No. Req'd.
17	552732	Clip, Fuel Line to Frame	2
18	2C-620	Bolt, Clip to Frame	1
18A	2D-06	†Nut, Clip to Frame	1
18B	4E-06	†Lockwasher, Clip to Frame	1
19	62F-5	Elbow—90°	1
20	69F-5	Shut Off Valve	1
21	530924	Return Line Assembly	1
22	62F-6	Elbow—90°	1
23	553982	Fuel Line Assembly, Primary to Secondary Filter	1
24	550757	Bracket, Secondary Filter Mounting	1
25	2C-512	Bolt, Filter to Bracket	4
25A	2D-05	†Nut, Filter to Bracket	4
25B	4E-05	†Lockwasher, Filter to Bracket	4
25C	2C-616	†Bolt, Bracket to Frame	2
25D	2D-06	†Nut, Bracket to Frame	2
25E	4E-06	†Lockwasher, Bracket to Frame	2
26	356612	Bushing, Reducing— $\frac{3}{8}$ x $\frac{1}{4}$	1
27	618298	Elbow—90°	1
28	550876	Hose, Secondary Filter to Pump	1



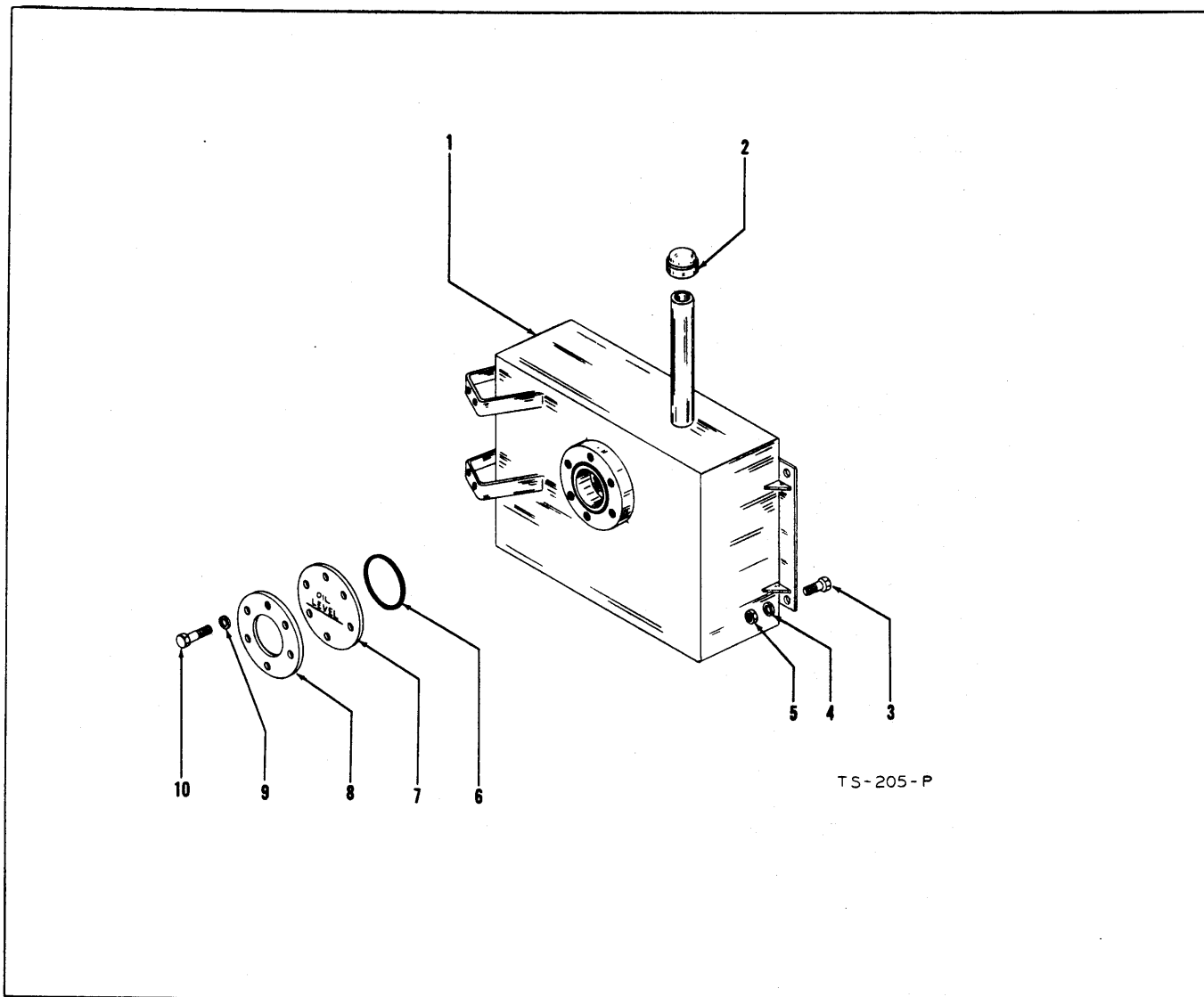
TS-258

**GRILLE, COUNTERWEIGHT AND BODY PANEL ASSEMBLY**

**GRILLE, COUNTERWEIGHT AND BODY PANEL ASSEMBLY**

Item No.	Part No.	Description	No. Req'd.	Item No.	Part No.	Description	No. Req'd.
1	550252	Grille .....	1	24	4E-06	Lockwasher, Shroud to Frame.....	4
2	2D-06	Nut, Hood to Rear Grille.....	6	25	2C-619	Bolt, Shroud to Frame.....	4
3	4E-06	Lockwasher, Hood to Rear Grille.....	6	26	550893	Side Panel .....	2
4	2C-620	Bolt, Hood to Rear Grille.....	2	27	103293	Washer, Side Panel.....	12
4A	2C-616	Bolt, Hood to Rear Grille.....	4	28	4E-06	Lockwasher, Side Panel.....	12
5	529842	Hood Assy for MB841.....	1	29	2C-610	Bolt, Side Panel.....	12
5A	529842	Hood Assy for MB842 and after.....	1	30		Hood Side Panel Assembly.....	1
DIESEL MODEL ONLY							
6	518233	Pad, Hood to Frame.....	2	514426		Right Hand	
7	4E-08	Lockwasher, Hood to Frame.....	2	514427		Left Hand	
8	2C-824	Bolt, Hood to Frame.....	2	31	552336	Hood Catch Assembly.....	4
9	2D-06	Nut, Backrest Cushion.....	2	32	3G-1016	Screw, Hood Catch Assembly.....	8
10	4E-06	Lockwasher, Backrest Cushion.....	2	33	12E-10	Lockwasher, Hood Catch Assembly....	8
11	550635	Cushion, Backrest .....	1	34	12D-10	Nut, Hood Catch Assembly.....	8
12	103376	Nut, Hood to Frame Lock.....	2	35	2G-1014	Screw, Bumper Mounting.....	4
13	551835	Washer, Hood to Frame.....	2	36	551434	Bumper, Hood Side Panel.....	4
14	518233	Pad, Hood to Frame.....	2	37	616775	Washer, Bumper Mounting.....	4
15	551835	Washer, Hood to Frame.....	2	38	13E-10	Lockwasher, Bumper Mounting.....	4
16	2C-622	Bolt, Hood to Frame.....	2	39	14D-10	Nut, Bumper Mounting.....	4
17	550634	Cushion, Seat.....	1	40	2D-10	Nut, Grille .....	2
17A	550636	†Seat Support Assembly.....	1	41	4E-10	Lockwasher, Grille .....	2
17B	2C-616	†Bolt, Seat Support Mounting.....	4	42	2C-1052	Bolt, Grille .....	2
17C	2D-06	†Nut, Seat Support Mounting.....	4	43	2D-12	Nut, Counterweight to Frame.....	4
17D	4E-06	†Lockwasher, Seat Support Mounting..	4	44	616813	Washer, Counterweight to Frame.....	4
18	550833	Front Shroud Assembly. (Inc. 19).....	1	45	16C-12280	Bolt, Counterweight to Frame.....	2
19	551544	Cap, Fuel Tank .....	1	46	16C-12320	Bolt, Counterweight to Frame.....	2
20	551539	Bar, Bumper .....	2	47	616813	Washer, Counterweight to Frame.....	4
21	4E-08	Lockwasher, Bumper Bar.....	4	48	2D-12	Nut, Counterweight to Frame.....	4
22	2C-836	Bolt, Bumper Bar.....	4	49	513233	Counterweight Assembly .....	1
23	103293	Washer, Shroud to Frame.....	4	50	550586	Drawbar Pin Assembly.....	1

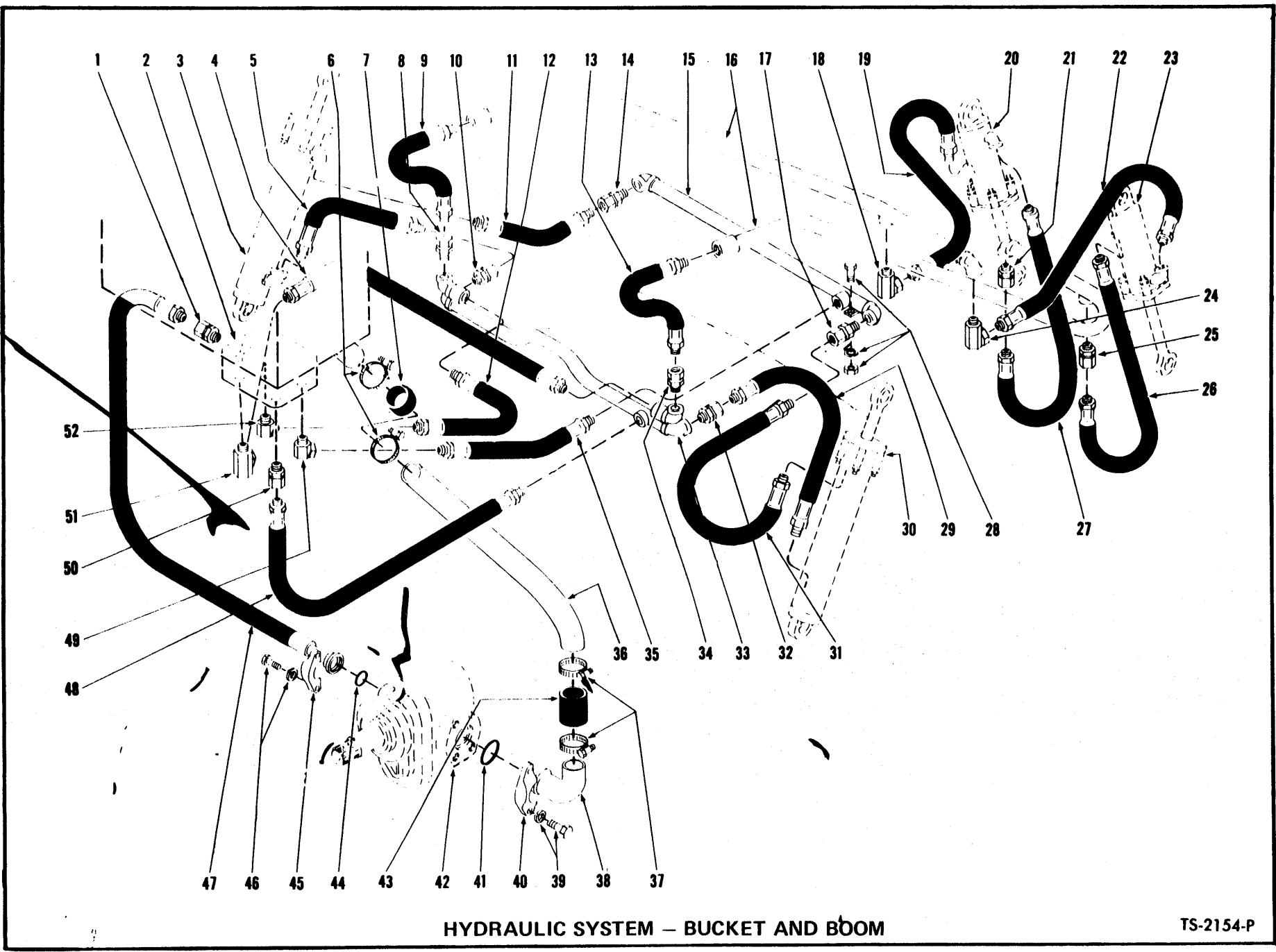
†Not Illustrated



**HYDRAULIC OIL RESERVOIR AND PARTS**

Item No.	Part No.	Description	No. Req'd.
1	529852	Oil Reservoir .....	1
2	550388	Cap, Breather .....	1
3	2C-820	Bolt, Reservoir Mounting .....	3
4	4E-08	Lockwasher, Reservoir Mounting .....	3
5	2D-08	Nut, Reservoir Mounting .....	3
6	25K-40428	"O" Ring, Inspection Cover.....	1
7	550389	Cover, Inspection .....	1
8	550398	Clamp Ring, Inspection Cover.....	1
9	4E-06	Lockwasher, Inspection Cover.....	6
10	2C-616	Bolt, Inspection Cover .....	6





HYDRAULIC SYSTEM – BUCKET AND BOOM

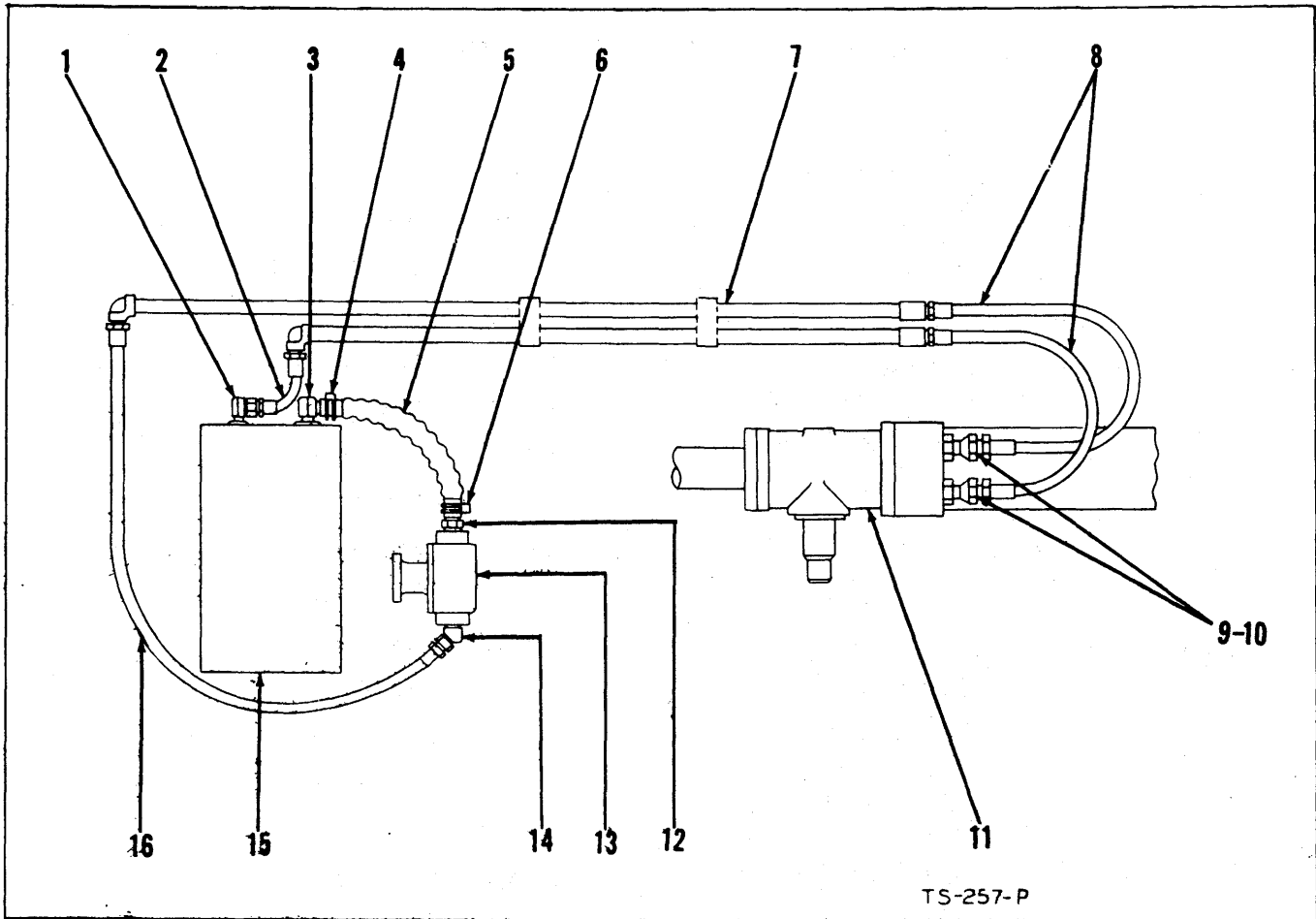
TS-2154-P

**HYDRAULIC SYSTEM — BUCKET AND BOOM**

Item No.	Part No.	Description	No. Req'd.	Item No.	Part No.	Description	No. Req'd.
1	36F-5	ADAPTER UNION .....	1	29	691800	HOSE, Crosspipe to Boom Cyl. Base...	1
2	-----	CONTROL VALVE—See Parts Manual .....	—	30	-----	BOOM CYLINDER—See Parts Manual .....	—
3	-----	BOOM CYLINDER—See Parts Manual .....	—	31	616533	HOSE, Crosspipe to Boom Cyl. Top....	1
4	645432	HOSE, Valve to Crosspipe—Bucket Cylinder Line .....	1	32	36F-5	ADAPTER UNION .....	1
5	691800	HOSE, Crosspipe to Boom Cylinder Base .....	1	33	550725	CROSSPIPE .....	1
6	593168	CLAMP, Hose .....	2	34	36F-5	ADAPTER UNION .....	1
7	593173	HOSE, Tube to Reservoir .....	1	35	550724	HOSE, Valve to Crosspipe .....	1
8	36F-5	ADAPTER UNION .....	1	36	531672	TUBE, Reservoir to Pump—Suction .....	1
9	658914	HOSE, Crosspipe to L.H. Boom Pipe....	1	37	593168	CLAMP, Hose .....	2
10	36F-5	ADAPTER UNION .....	1	38	531003	STEM, Pump .....	1
11	616533	HOSE, Crosspipe to Boom Cyl. Top....	1	39	1C-724	BOLT, Flange Half to Pump .....	4
12	616533	HOSE, Valve to Crosspipe—Bucket Cylinder Line .....	1	39A	4E-07	LKWSHR, Flange Half to Pump .....	4
13	658914	HOSE, Crosspipe to R.H. Boom Pipe....	1	40	663094	FLANGE HALF .....	2
14	36F-5	ADAPTER UNION .....	1	41	25K-40116	"O" RING, Hose to Pump .....	1
15	550728	CROSSPIPE .....	1	42	450061	PUMP ASSY, Bucket & Boom (Inc. 42A) .....	1
16	-----	BOOM PIPE—See Parts Manual .....	—	42A	498113	†REPAIR KIT, Shaft Seal .....	1
17	36F-5	ADAPTER UNION .....	1	42B	551906	†GASKET, Pump to Converter .....	1
18	31F-5	ADAPTER UNION .....	1	42C	214962	†SLEEVE, Pump Drive .....	1
19	691800	HOSE, L.H. Boom Pipe to Bucket Cyl.	1	42D	8D-06	†NUT, Pump to Converter .....	6
20	-----	BUCKET CYLINDER—See Parts Manual .....	—	42E	4E-06	†LKWSHR, Pump to Converter .....	6
21	36F-5	ADAPTER UNION .....	1	43	593173	HOSE, Tube to Stem .....	1
22	691800	HOSE, L.H. Boom Pipe to Bucket Cyl.	1	44	25K-40110	"O" RING, Hose to Pump .....	1
23	-----	BUCKET CYLINDER—See Parts Manual .....	1	45	663093	FLANGE HALF .....	2
24	31F-5	ADAPTER UNION .....	1	46	1C-620	BOLT, Flange Half to Pump .....	4
25	36F-5	ADAPTER UNION .....	1	46A	4E-06	LKWSHR, Flange Half to Pump .....	4
26	645432	HOSE, R.H. Boom Pipe to Bucket Cyl.	1	47	529847	HOSE, Pump to Valve—Pressure .....	1
27	645432	HOSE, R.H. Boom Pipe to Bucket Cyl.	1	48	610386	HOSE, Valve to Crosspipe .....	1
28	2C-620	BOLT, Crosspipe Attaching .....	4	49	33F-5	ADAPTER UNION .....	1
28A	2D-06	NUT, Crosspipe Attaching .....	4	50	36F-5	ADAPTER UNION .....	1
28B	4E-06	LKWSHR, Crosspipe Attaching .....	4	51	31F-5	ADAPTER UNION .....	1
				52	33F-5	ADAPTER UNION .....	1

†Not Illustrated

**WHEN ORDERING PARTS, ALWAYS STATE MODEL AND SERIAL NO. OF MACHINE**



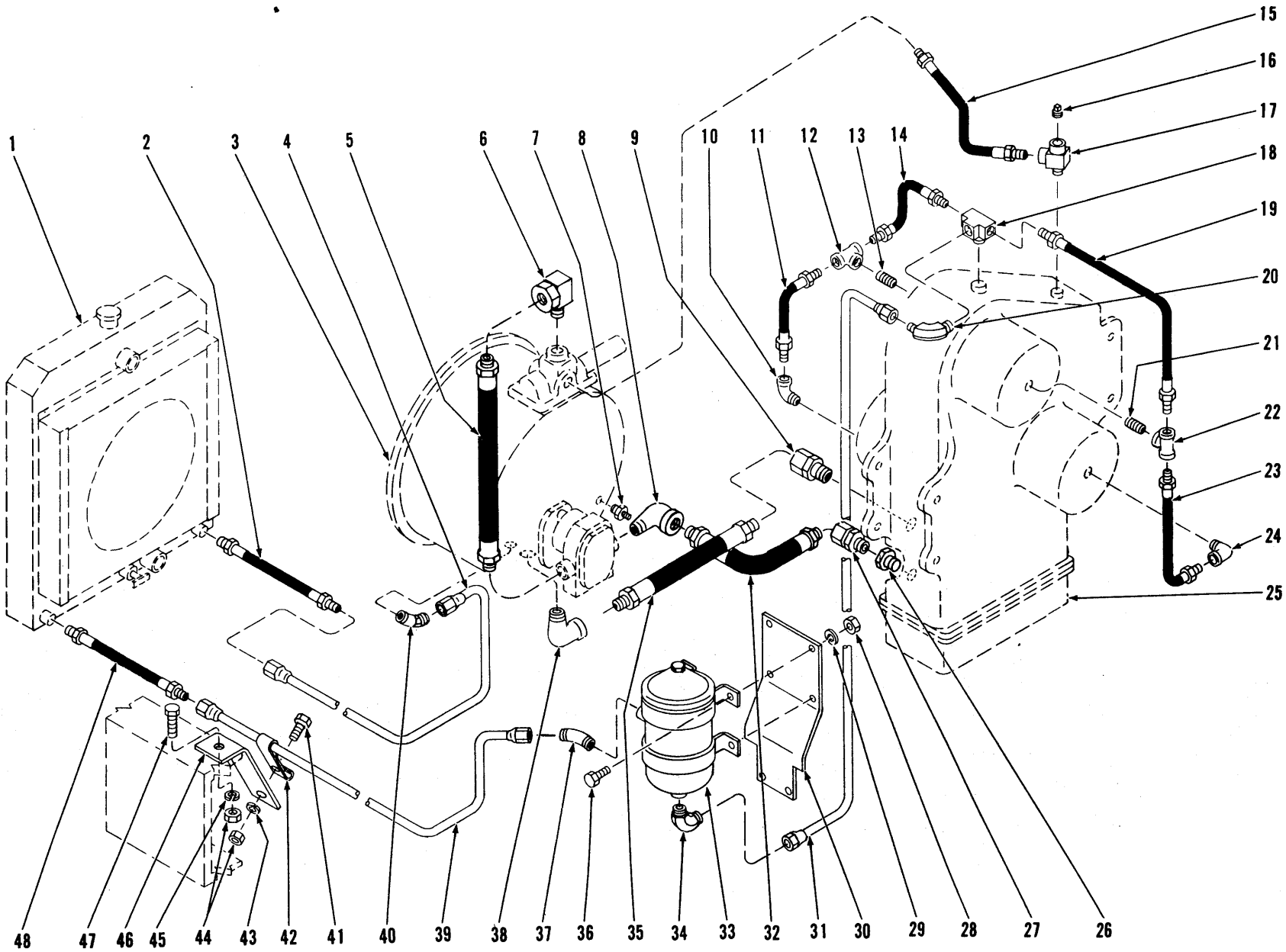
TS-257-P

**HYDRAULIC SYSTEM – STEERING**

Item No.	Part No.	Description	No. Req'd.
1	31F-4	Adaptor Union – ½" – 90°	1
2	524530	Hose, Pipe Assembly to Reservoir	1
3	666846	Reducing Bushing	1
4	33F-5	45° Adaptor Union	1
5	516159	Hose, Reservoir to Pump	1
7	514610	Pipe Assembly	1
7A	2C-624	†Bolt, Pipe Assembly to Frame	2
7B	2D-06	†Nut, Pipe Assembly to Frame	2
7C	4E-06	†Lockwasher, Pipe Assembly to Frame	2
8	661559	Hose, Pipe Assembly to Booster	2
9	661564	Union Adaptor, "O" Ring Seal	2
10	91F-6	"O" Ring	2
11	----	Steering Booster Assembly – See Index	–
12	666858	90° Street Elbow	1
13	----	Hydraulic Steering Pump – See Index	
14	514788	Adaptor Union	1
15	----	Hydraulic Oil Reservoir – See Index	
16	661563	Hose, Pump to Pipe Assembly	1
16A	521875	Hose Clamp	1
16B	25F-4	45° Pipe Elbow	1







HYDRAULIC SYSTEM — TRANSMISSION AND TORQUE CONVERTER

TS-2431-P

**HYDRAULIC SYSTEM — TRANSMISSION AND TORQUE CONVERTER**

**For Serial: GAS — 1DA460 and thereafter  
DIESEL — 1DB101 and thereafter**

Item No.	Part No.	Description	No. Req'd.	Item No.	Part No.	Description	No. Req'd.
1	-----	RADIATOR — See Parts Manual	—	23	550758	HOSE, Forward to 2nd & 4th Clutch	1
2	536048	HOSE, Cooler Line to Radiator	1	24	26F-2	ELBOW, Hose to Clutch Cover	1
3	-----	TORQUE CONVERTER (See Index)	—	25	-----	TRANSMISSION—See Parts Manual	—
4	531676	COOLER LINE, Converter to Radiator	1	26	356626	BUSHING, Transmission Reducing	1
5	518883	HOSE, PUMP to Regulator Valve	1	27	36F-6	ADAPTER UNION	1
6	26F-5	ADAPTER UNION	1	28	2D-05	NUT, Filter to Bracket	4
7	551323	SENDER UNIT, Converter Temperature	1	29	4E-05	LKWSHR, Filter to Bracket	4
8	26F-6	ELBOW, Hose to Pump	1	30	552473	BRACKET, Filter Attaching	1
9		ADAPTER UNION		31	529874	COOLER LINE, Filter to Transmission	1
9A			1	32	658912	HOSE, Converter Suction	1
9B	36F-6	For Serial: GAS — 1DA490 & thereafter DIESEL — 1DB101 & thereafter	1 1	33	552470	FILTER ASSY, Trans. & Conv. Oil (Inc. 33A)	1
10	26F-2	ELBOW, Hose to Clutch Cover	1	33A	957577	†CARTRIDGE KIT, Oil Filter	1
11	550874	HOSE, 1st & 3rd to Reverse Clutch	1	34	89F-7	CONNECTOR, Cooler Line to Filter	1
12	18F-2	TEE, 1st & 3rd Clutch	1	35	539106	*HOSE, Converter Overflow	1
13	5K-207	NIPPLE, Tee to Clutch Cover	1	36	2C-514	BOLT, Filter to Bracket	1
14	550876	HOSE, Cross to 1st & 3rd Clutch	1	37	730149	ELBOW, Cooler Line to Filter	1
15	531167	HOSE, Converter to Tee	1	38	26F-6	ELBOW, Hose to Converter	1
16	13F-04	PLUG, Tee	1	39	531677	COOLER LINE, Radiator to Filter	1
17	30F-1	TEE, Hose to Transmission	1	40	89F-8	ELBOW, Cooler Line to Converter	1
18	550866	CROSS, Transmission Clutches	1	41	2C-612	BOLT, Clip to Bracket	2
19	550758	HOSE, Cross to Forward Clutch	1	42	6H-18	CLIP, Cooler Line	2
20	83F-7	ELBOW, Cooler Line to Cross	1	43	4E-06	LKWSHR, Clip to Bracket	2
21	5K-207	NIPPLE, Tee to Clutch Cover	1	44	2D-06	NUT	4
22	18F-2	TEE, Forward Clutch	1	45	4E-06	LKWSHR, Bracket to Frame	2
				46	551996	BRACKET, Cooler Line Clip	2
				47	2C-620	BOLT, Bracket to Frame	2
				48	536048	HCSE, Radiator to Cooler Line	1

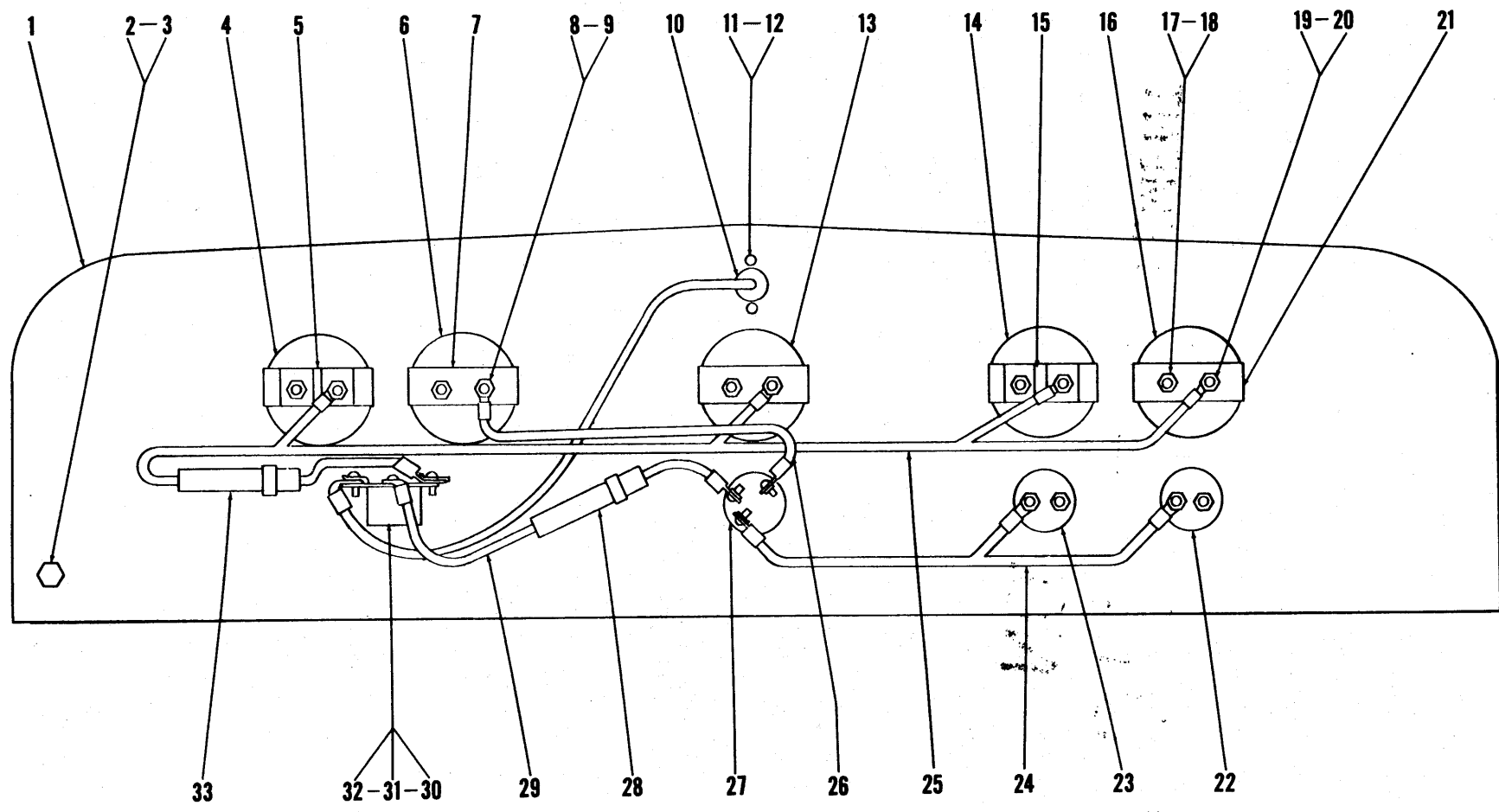
\*NOTE: When 536367 Hose is installed on Gas Powered Machines Serial 1DA460 thru 1DA489, one (1) 36F-6 Adapter Union must be used at transmission end. Reducing Bushing in transmission is to be discarded.  
†Not Illustrated

**WHEN ORDERING PARTS, ALWAYS STATE MODEL AND SERIAL NO. OF MACHINE**

PM 5013

60

(1 D1)

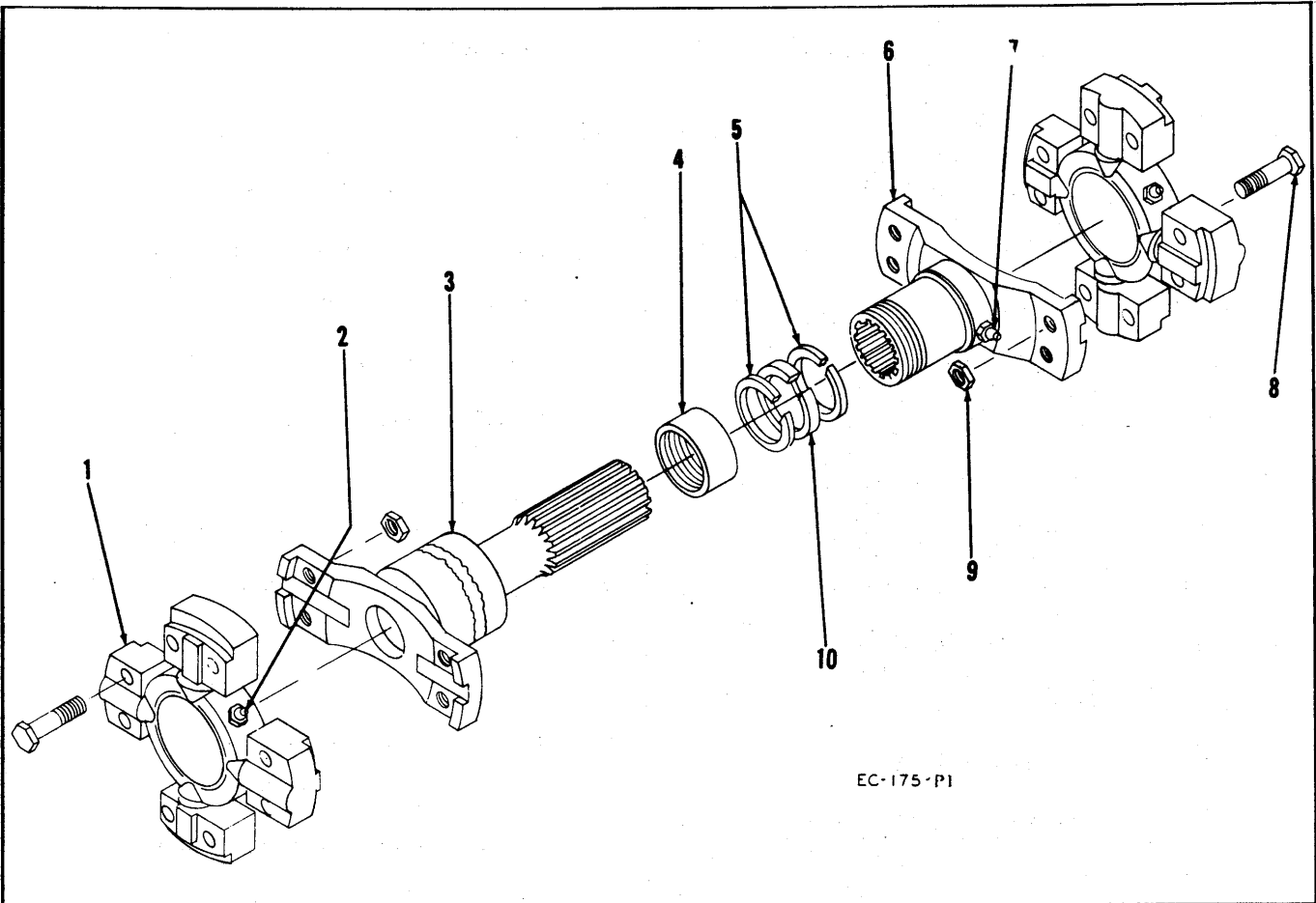


TS-139-P

INSTRUMENT PANEL

**INSTRUMENT PANEL ASSEMBLY**

Item No.	Part No.	Description	No. Req'd.	Item No.	Part No.	Description	No. Req'd.
1	550733	Instrument Panel .....	1	17	14D-10	Nut, Sender Terminal.....	8
2	2C-710	Bolt, Panel to Shroud.....	3	18	12E-10	Lockwasher, Sender Terminal.....	4
2A	2C-616	Bolt, Panel to Shroud.....	1	19	12D-8	Nut, Ignition Terminal .....	8
3	4E-07	Lockwasher, Panel to Shroud.....	3	20	12E-8	Lockwasher, Ignition Terminal.....	4
3A	4E-06	Lockwasher, Panel to Shroud.....	1	21	626530	Clamp, Instruments .....	4
3B	2D-06	Nut, Panel to Shroud.....	1	22		.....	1
4	551320	Gauge, Fuel .....	1	22A	600259	Push Button, Glow Plug—DIESEL.....	1
5	602350	Terminal Separator, Fuel Gauge.....	1	23	600259	Push Button, Starter.....	1
6	550735	Ammeter .....	1	24		.....	
7	601212	Clamp, Ammeter .....	1			.....	
8	14D-10	Nut, Ammeter Terminal.....	4	24A	550746	Wire, Ignition Switch to Starter and Glow Plug Buttons—DIESEL.....	1
9	12E-10	Lockwasher, Ammeter Terminal.....	2	25	552935	Wire, Light Switch to Instruments.....	1
10	551503	Dash Lamp .....	1	26	639543	Wire, Light Switch to Ammeter .....	1
11	18G-606	Screw, Dash Lamp .....	2	27	550740	Ignition Switch .....	1
12	12E-6	Lockwasher, Dash Lamp .....	2	28	611074	Fuse, Ignition Switch to Light Switch..	1
13	551321	Gauge, Torque Converter Temperature .....	1	29	552946	Wire, Ignition Switch to Light Switch..	1
14	551319	Gauge, Oil Pressure.....	1	30	550741	Light Switch .....	1
15	602350	Terminal Separator, Oil Pressure. Gauge .....	1	31	550742	Rod, Light Switch.....	1
16	551322	Gauge, Engine Temperature.....	1	32	550743	Bushing, Light Switch.....	1
				33	696073	Plug Button.....	1



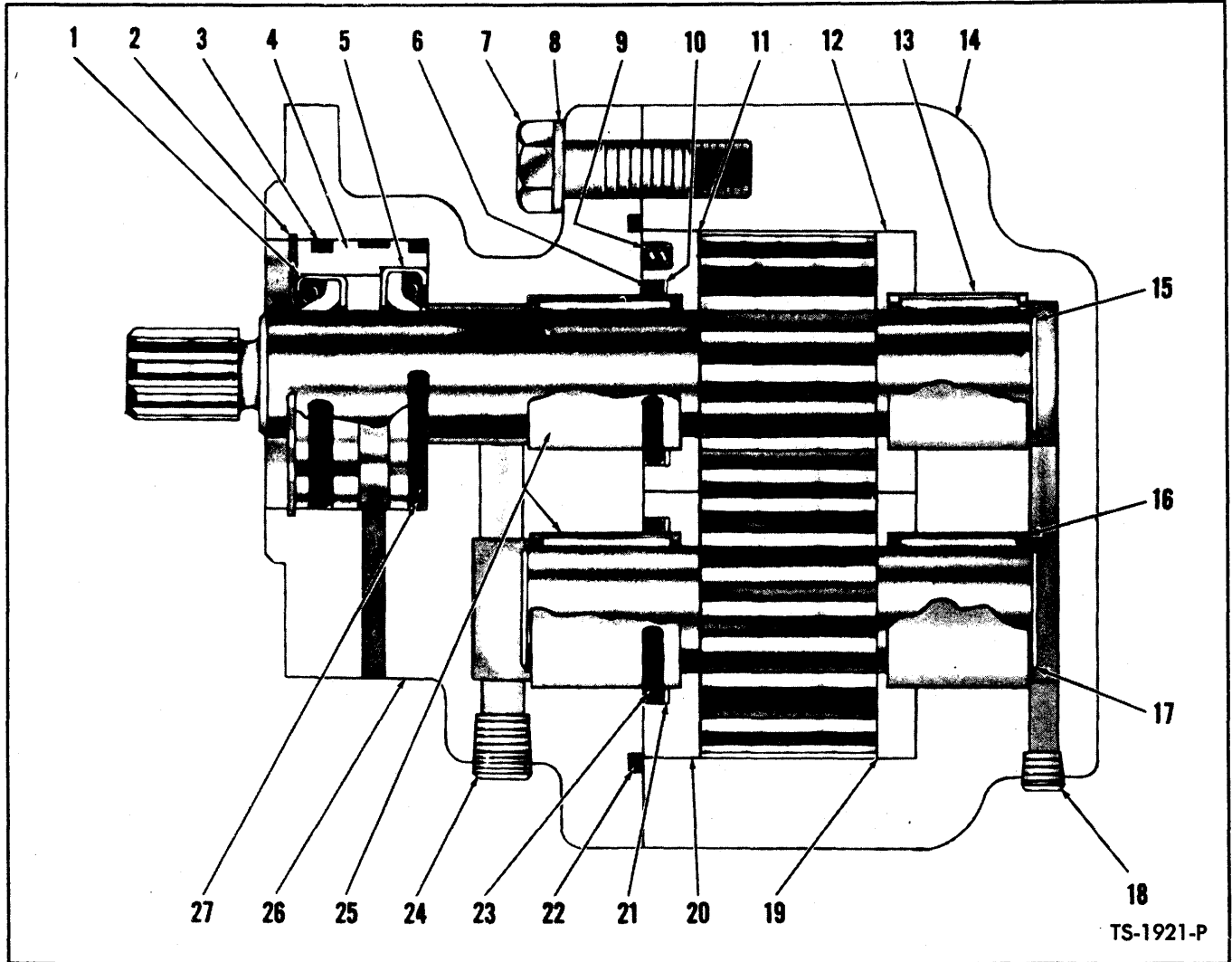
EC-175-P1

**PROPELLER SHAFT ASSEMBLY**

Item No.	Part No.	Description	No. Req'd.
A	529850	Propeller Shaft Assembly, Engine to Transmission .....	1
1	943221	Spider and Bearing Assembly (Inc. 1A) .....	2
1A	940076	†Cork Washer .....	8
2	10H-25	Fitting, Spider Grease .....	2
3	942659	Stub Yoke .....	1
4	940654	Retainer, Felt .....	1
5	940653	Washer, Felt Retainer.....	2
6	943222	Slip Yoke Assembly .....	1
7	10H-25	Fitting, Slip Yoke Grease .....	1
8	695811	Bolt .....	16
8A	940078	†Lockwasher .....	16
9		Omit .....	
10	940081	Felt Washer .....	1

Item No.	Part No.	Description	No. Req'd.
B	550580	Propeller Shaft Assembly, Transmission to Axles .....	2
1	941572	Spider and Bearing Assembly (Inc. 1A) .....	2
1A	940249	†Cork Washer .....	8
2	10H-25	Fitting, Spider Grease .....	2
3	940084	Tube Assembly .....	1
4	940090	Retainer, Felt .....	1
5	940091	Washer, Felt Retainer.....	2
6	942660	Slip Yoke Assembly.....	1
7	10H-25	Fitting, Slip Yoke Grease .....	1
8	940089	Bolt .....	16
9	940088	Nut .....	16
10	940092	Washer, Felt .....	1

†Not Illustrated

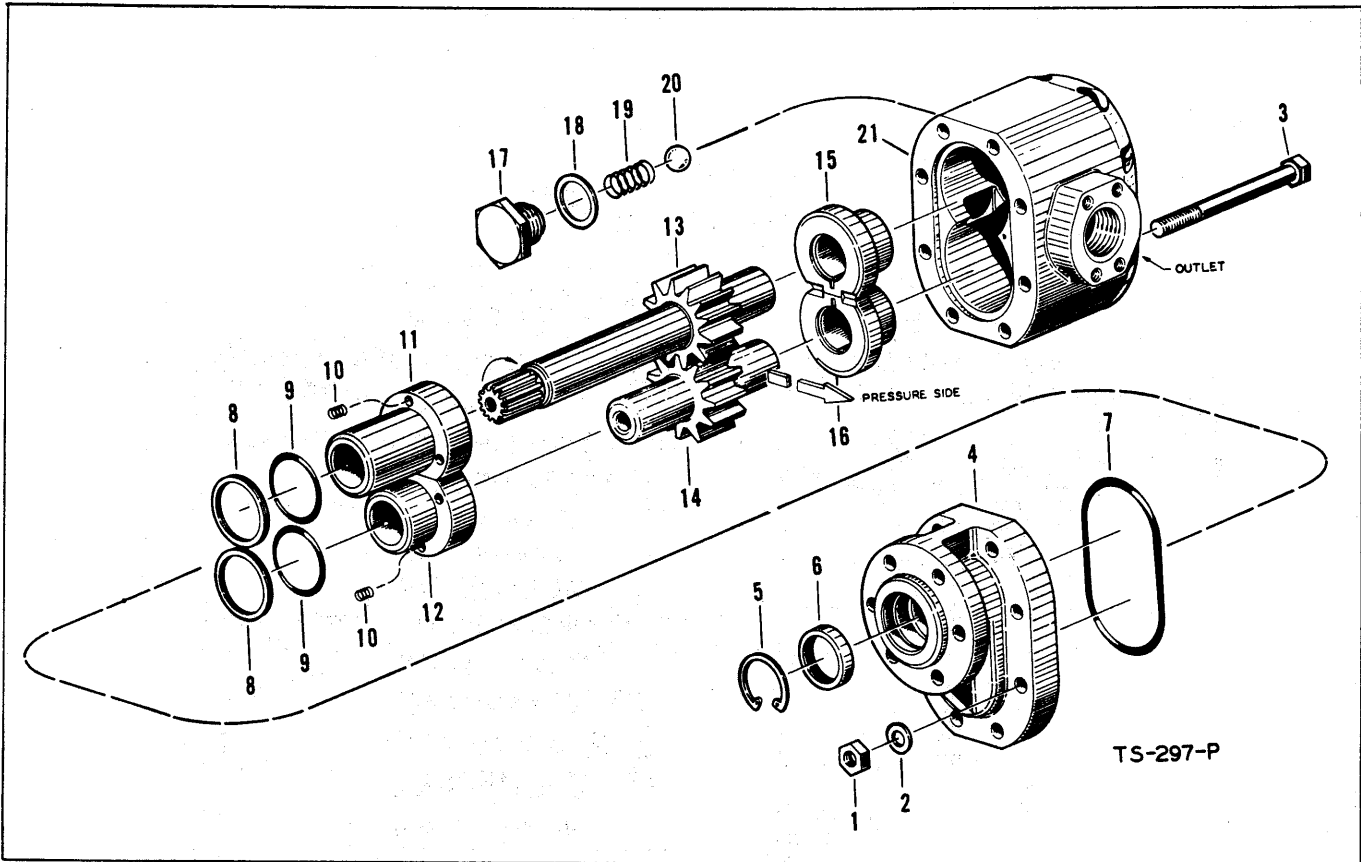


**HYDRAULIC PUMP ASSEMBLY  
CONVERTER CHARGING AND STEERING**

Item No.	Part No.	Description	No. Req'd.	Item No.	Part No.	Description	No. Req'd.
A	450072	PUMP ASSY (Inc. 1 thru 26)	1	13	---	§BEARING, Body - Drive	1
B	498128	REPAIR KIT, Major (Inc. 11, 12, 19, 20)	1	14	498113	†REPAIR KIT, Shaft Seal (Inc. 1, 2, 3, 4, 5, 26)	1
C	498172	REPAIR KIT, Minor (Inc. 3, 6, 7, 8, 9, 10, 21, 22, 23, 26)	1	15	---	§GEAR, Drive	1
D	498024	GEAR SET, Drive & Driven (Inc. 15, 17)	1	16	---	§BEARING, Body - Driven	1
1	---	§SEAL, Outer Oil	1	17	---	§GEAR, Driven	1
2	---	§RING, Seal Retainer	1	18	---	§PLUG, Body	1
3	---	§"O" RING, Seal Retainer	1	19	---	§THRUST PLATE, Lower Body	1
4	---	§RETAINER, Oil Seal	1	20	---	§THRUST PLATE, Lower Cover	1
5	---	§SEAL, Inner Oil	1	21	---	§WASHER, "O" Ring Back-Up	1
6	---	§"O" RING, Cover Thrust Plate	1	22	---	§GASKET, Cover to Body	1
7	---	§BOLT, Cover to Body	3	23	---	§"O" RING, Cover Thrust Plate	1
8	---	§WASHER, Cover to Body	8	24	---	§PLUG, Cover	1
9	---	§SPRING, Cover Thrust Plate	10	25	---	§BEARING, Cover	2
10	---	§WASHER, "O" Ring Back-Up	1	26	---	§"O" RING, Seal Retainer	1
11	---	§THRUST PLATE, Upper Cover	1	27	551906	†GASKET, Pump to Converter	1
12	---	§THRUST PLATE, Upper Body	1	28	8D-06	†NUT, Pump to Converter	6
				29	4E-06	†LKWSHR, Pump to Converter	6

§Not Sold Separately  
†Not Illustrated

**WHEN ORDERING PARTS, ALWAYS STATE MODEL AND SERIAL NO. OF MACHINE**

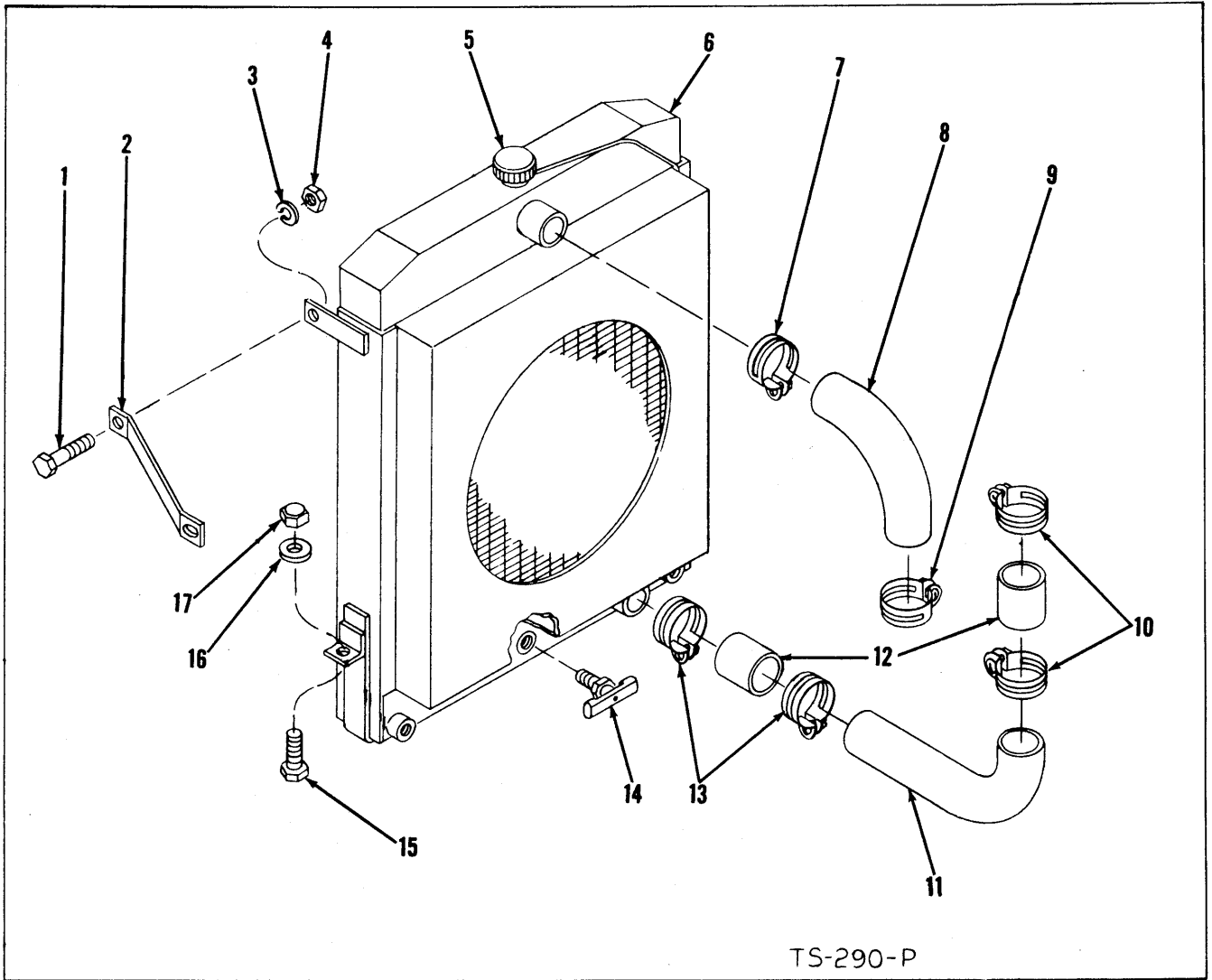


**HYDRAULIC PUMP — BUCKET AND BOOM**

Item No.	Part No.	Description	No. Req'd.	Item No.	Part No.	Description	No. Req'd.
A	450067	Hydraulic Gear Pump (Inc. 1 thru 21)		10	853433	Spring, Cover Bearing.....	6
B	*941644	Minor Repair Kit (Inc. 5 thru 9, 18)....		11	941563	Bearing, Cover Drive.....	1
C	*941646	Major Repair Kit (Inc. 1, 2, 3, 5 thru 12, 15, 16, 18, 19, 20).....		12	941562	Bearing, Cover Driven.....	1
D	*942431	Drive and Driven Gear Set (Inc. 13 and 14)		13	941560	Gear, Drive .....	1
1	940006	Nut, 7/16"—14 Hex.....	8	14	941557	Gear, Driven .....	1
2	942357	Washer .....	8	15	941561	Bearing, Body Drive .....	1
3	940000	Bolt, 7/16"—14 x 4 1/2" Hex Head.....	8	16	941561	Bearing, Body Driven.....	1
4	*941556	Cover .....	1	17	941558	Retainer, Seal Relief.....	1
5	666542	Ring, Seal Retainer.....	1	18	941555	Gasket, Seal Relief.....	1
6	941564	Shaft Seal .....	1	19	941565	Spring, Seal Relief.....	1
7	940014	Seal Ring, Cover.....	1	20	941552	Ball, Seal Relief—1/2".....	1
8	941566	Back Up Washer.....	2	21	*941559	Body .....	1
9	940010	Seal Ring, Bearing.....	2	22	551906	†Gasket, Pump to Converter.....	1
				23	8D-06	†Nut, Pump to Converter.....	6
				24	4E-06	†Lockwasher, Pump to Converter.....	6

\*Only these items available as replacement parts.  
†Not Illustrated

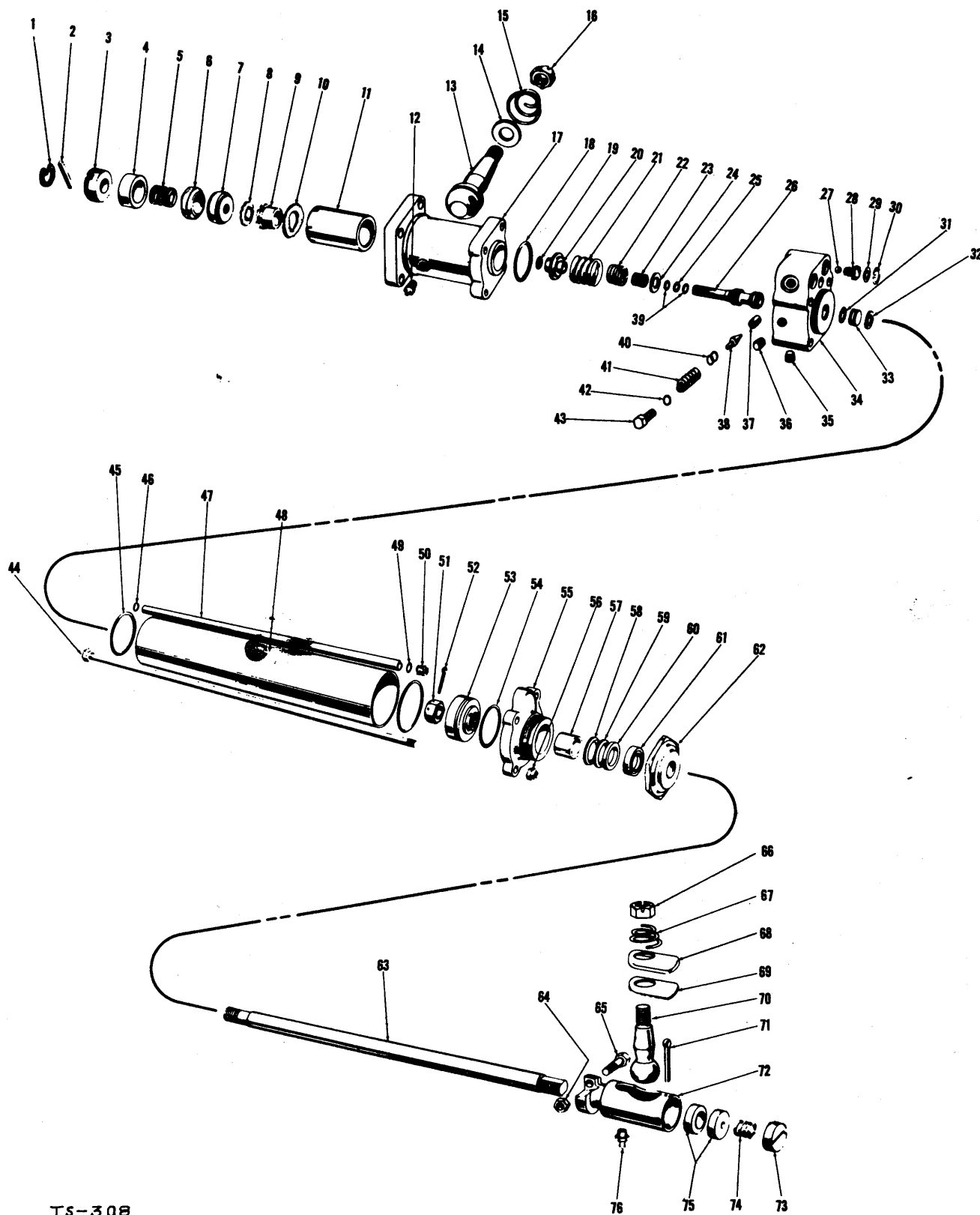




TS-290-P

**RADIATOR AND PARTS**

Item No	Part No.	Description	No. Req'd.
1	2C-614	Bolt, Clip to Radiator . . . . .	2
2	514658	Clip, Radiator to Grille . . . . .	2
3	4E-06	Lockwasher, Clip to Radiator . . . . .	2
4	2D-06	Nut, Clip to Radiator . . . . .	2
5	351495	Cap, Radiator . . . . .	1
6	529724	Radiator . . . . .	1
7	784663	Clamp, Upper Radiator Hose . . . . .	1
8	531169	Hose, Upper Radiator . . . . .	1
9	784663	Clamp, Upper Radiator Hose . . . . .	1
10	784663	Clamp, Lower Radiator Hoses . . . . .	2
11	531170	Tube, Lower Radiator . . . . .	1
12	531170	Hose, Lower Radiator Connector . . . . .	2
13	784663	Clamp, Lower Radiator Hoses . . . . .	2
14	73F-2	Drain Cock, Radiator . . . . .	1
15	2C-828	Bolt, Radiator to Frame . . . . .	2
16	518283	Pad, Radiator to Frame . . . . .	2
17	21D-08	Lock Nut- Radiator to Frame . . . . .	2



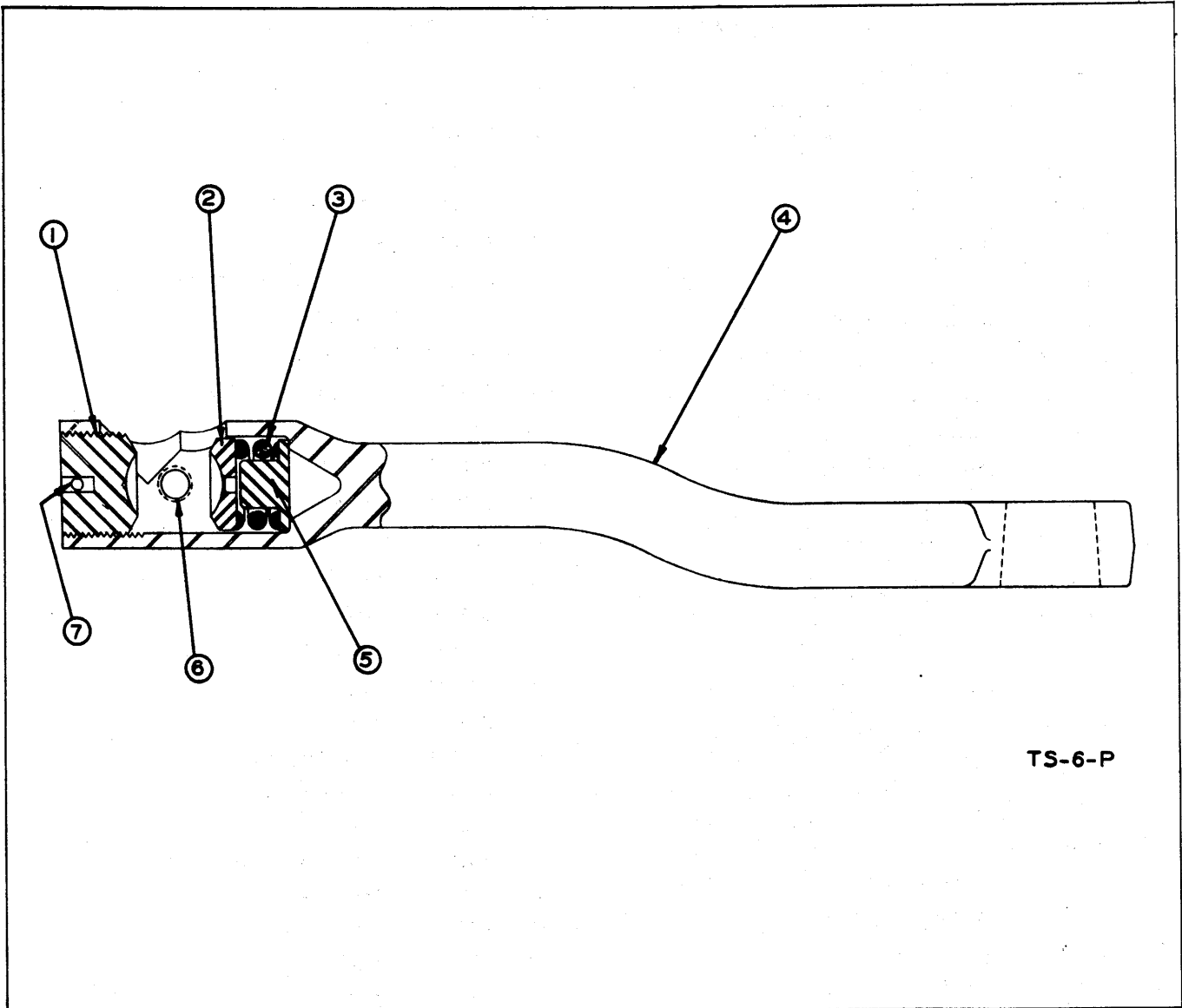
TS-308

**STEERING BOOSTER ASSEMBLY**

**STEERING BOOSTER ASSEMBLY**

Item No.	Part No.	Description	No. Req'd.	Item No.	Part No.	Description	No. Req'd.
A	513228	Steering Booster Assembly.....	1	40	940668	‡Shim .....	
1	867580	Snap Ring .....	1	41	940669	Spring .....	1
2	869021	Key .....	1	42	91F-5	"O" Ring .....	1
3	869020	Plug .....	1	43	861811	Plug .....	1
4	869019	Spacer .....	1	44	869006	J-stay Bolt Sub-Assembly.....	4
5	869018	Spring .....	1	45	25K-40216	"O" Ring .....	2
6	869017	Ball Stud Seat.....	1	46	25K-30016	"O" Ring .....	1
7	941818	Ball Stud Seat.....	1	47	869007	Tube, Oil Passage.....	1
8	941816	Lockwasher .....	1	48	869005	Cylinder .....	1
9	941815	Nut, Spool Adjusting.....	1	49	25K-30016	"O" Ring .....	1
10	941817	Retainer .....	1	50	869008	Spring .....	1
11	896011	Sleeve .....	1	51	1D-14	Nut .....	1
12	10H-2	Grease Fitting .....	1	52	1F-424	Cotter Pin .....	1
13	868982	Ball Stud .....	1	53	868996	Piston .....	1
14	858291	Dust Cover .....	1	54	858251	Piston Ring .....	1
15	868981	Spring .....	1	55	868997	Cap .....	1
16	868980	Nut .....	1	56	869000	Nut .....	4
17	869010	Retainer .....	1	57	664769	Oilite Bushing .....	1
18	25K-40204	"O" Ring .....	1	58	858245	Male Chevron Adaptor.....	1
19	25K-30020	"O" Ring .....	1	59	858244	Chevron Packing .....	5
20	868984	Spring Retainer .....	1	60	858243	Female Chevron Adaptor.....	1
21	940663	Spring .....	1	61	870732	Wiper Seal .....	1
22		Omit .....		62	870740	Packing Nut .....	1
23	940664	Spring .....	1	63	870739	Piston Rod .....	1
24	868986	Washer .....	1	64	18D-06	Nut .....	1
25	25K-20010	"O" Ring .....	1	65	870730	Bolt .....	1
26	942779	Valve Spool .....	1	66	868980	Nut .....	1
27	10J-12	Ball .....	1	67	868981	Spring .....	1
28	868992	Spring .....	1	68	869001	Shield .....	1
29	868991	Washer .....	1	69	858235	Dust Cover .....	1
30	664138	Snap Ring .....	1	70	858236	Ball Stud .....	1
31	25K-40028	"O" Ring .....	1	71	1F-848	Cotter Pin .....	1
32	868993	Snap Ring .....	1	72	870736	Housing, Ball Joint .....	1
33	868994	Plug .....	1	73	858302	Plug .....	1
34	870744	Valve Body (Inc. 37) .....	1	74	858225	Spring .....	1
35	16F-04	Plug — ¼" Pipe.....	3	75	858226	Ball Stud Seat.....	2
36	16F-02	Plug — ⅛" Pipe.....	1	76	10H-2	Grease Fitting .....	1
37	940666	Seat .....	1	77	942672	‡"O" Ring Repair Kit (Inc. 18, 19, 25, 31, 39, 42, 45, 46, 49).....	
38	940667	Poppet .....	1	78	942668	‡Chevron Packing Repair Kit (Inc. 58, 59, 60, 61).....	
39	942806	Back Up Washer.....	2				

‡As Required

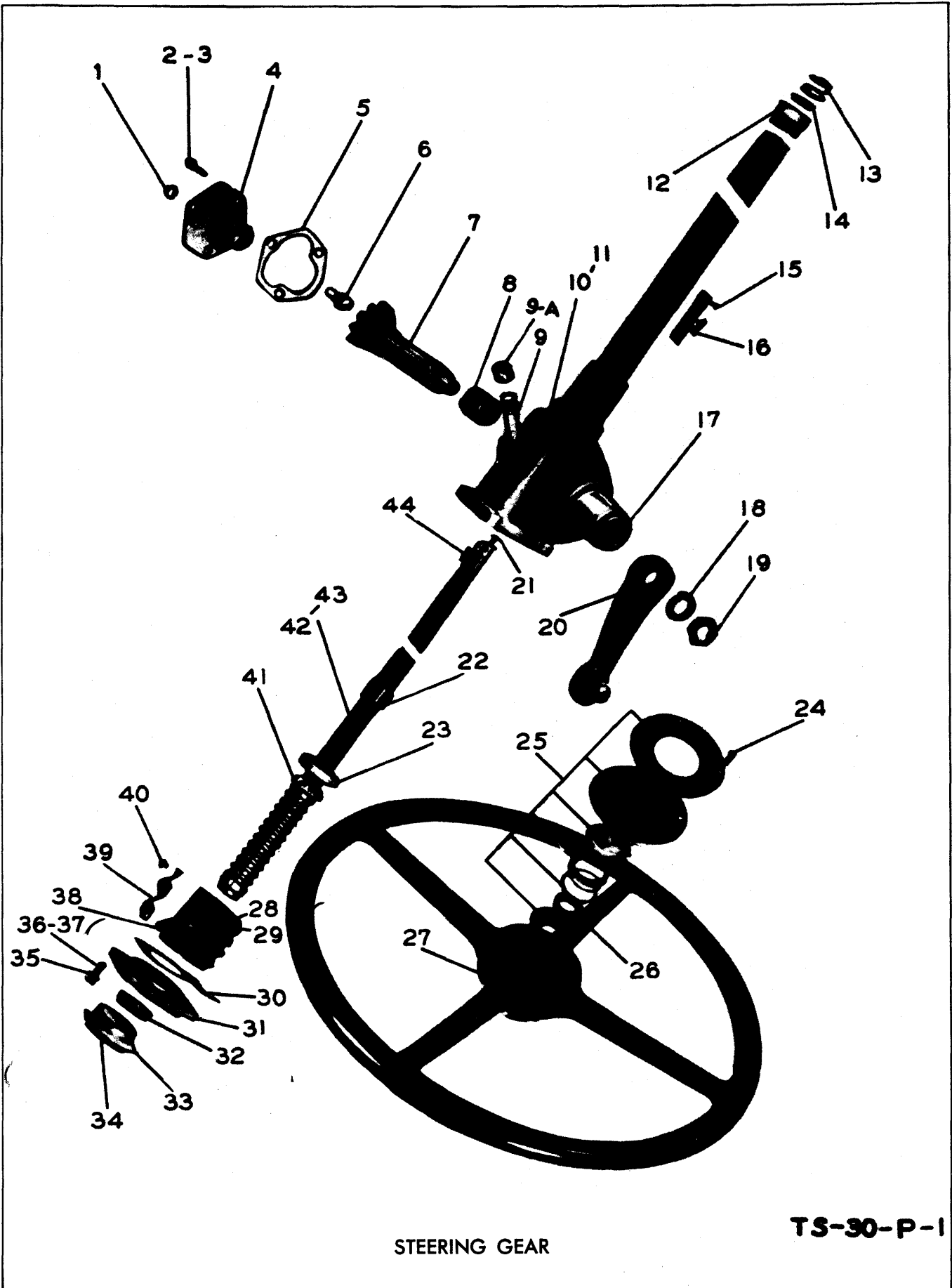


TS-6-P

**DRAG LINK ASSEMBLY**

Item No.	Part No.	Description	No. Req'd.
A	550595	Drag Link Assembly (Inc. 1 thru 5).....	1
1	940011	Plug, Ball Seat Adjustment .....	1
2	940015	Ball Seat .....	1
3	940016	Spring .....	1
4	940017	Drag Link Forging .....	1
5	940018	Plug, Safety .....	1
6	10H-25	Fitting, Drag Link Grease .....	1
7	1F-432	Cotter .....	1





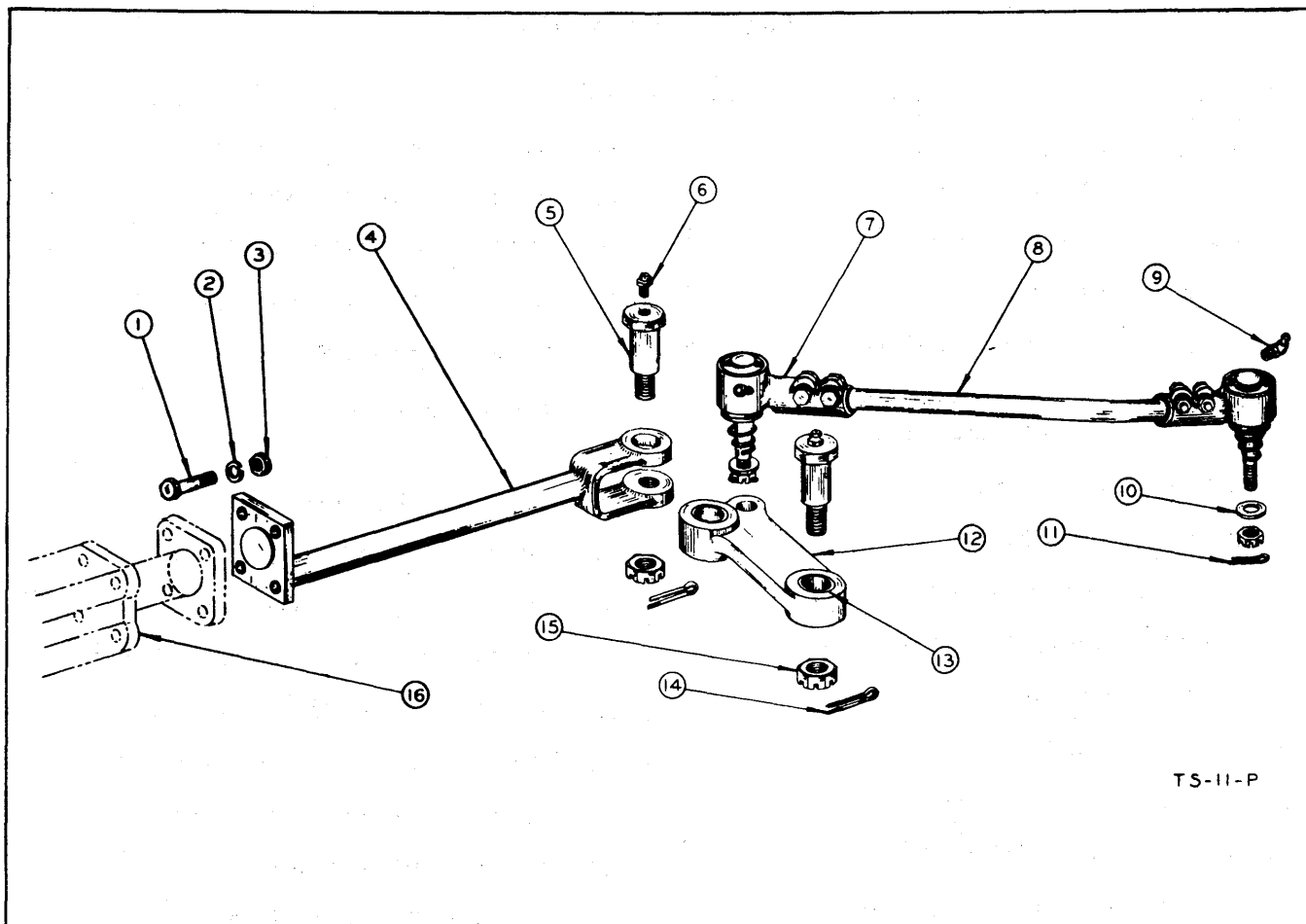
STEERING GEAR

TS-30-P-1

**STEERING GEAR ASSEMBLY**

Item No.	Part No.	Description	No. Req'd.	Item No.	Part No.	Description	No. Req'd.
A	940109	Steering Gear Assembly (Less 15, 16, 20, 25, 27 and 45 thru 49).....	1	23	853379	Cup, Worm Thrust Bearing.....	1
1	8D-07	Nut, Lash Adjuster.....	1	24	695930	Screw, Horn Button.....	1
2	1C-612	Bolt, Side Cover.....	3	25	639796	Horn Button Assembly.....	1
3	2E-06	Lockwasher, Side Cover.....	3	26	648304	Nut, Steering Wheel.....	1
4	853182	Cover Assembly, Housing Side— Including Bushings.....	1	27	518331	Steering Wheel.....	1
5	851756	Gasket, Side Cover.....	1	28	853408	Ball Nut.....	1
6	851770	Lash Adjuster.....	1	29	10J-09	Ball.....	106
7	940111	Gear, Pitman Shaft.....	1	30	853380	Gasket, End Cover.....	1
8	853357	Bushing, Pitman Shaft.....	2	31	853376	Cover, Housing End.....	1
9	5K-432	Extension, Filler.....	1	32	853373	Bearing, Worm Thrust.....	1
9A	22F-4	Cap, Filler.....	1	33	853385	Nut, Worm Bearing Adjuster Lock.....	1
10	940112	Housing Assembly (Inc. 8, 11 and 23).....	1	34	853372	Adjuster, Worm Bearing.....	1
11	940113	Jacket, Column.....	1	35	3E-07	Lockwasher, End Cover.....	4
12	857729	Bearing Assembly—Upper.....	1	36	1C-718	Bolt, End Cover—Short.....	3
13	853395	Spring, Upper Bearing.....	1	37	1C-726	Bolt, End Cover—Long.....	1
14	853394	Seat, Upper Bearing Spring.....	1	37A	940119	†Spacer, End Cover.....	1
14A	853187	Lash Adjuster Shim Kit.....	1	37B	940120	†Nut, Block Lock.....	1
15	622027	Screw, Horn Connector.....	2	38	853412	Guide, Ball Return.....	4
16	622026	Connector Assembly, Horn Cable.....	1	39	853464	Clamp, Ball Return Guide.....	1
16A	622028	†Cover, Horn Cable Connector.....	1	40	851762	Bolt and Washer Assembly.....	3
16B	622029	†Screw.....	2	41	853373	Bearing, Worm Thrust.....	1
16C	17E-10	†Lockwasher.....	2	42	940122	Shaft Assembly — Ball Nut, Contact and Steering (Inc. 21, 22, 28, 29, 38 thru 41 and 43).....	1
16D	518346	†Gasket, Connector Assembly.....	1	43	940123	Shaft Assembly, Worm and Steering (Inc. 21, 22 and 41).....	1
17	853391	Seal, Pitman Shaft Grease.....	1	44	853384	Key, Steering Wheel.....	1
18	3E-18	Lockwasher, Pitman Arm.....	1	45	550594	†U-Bolt, Steering Gear.....	1
19	850756	Nut, Pitman Arm.....	1	46	550044	†Clamp, Steering Gear.....	1
20	940114	Pitman Arm Assembly.....	1	47	2C-836	†Bolt.....	2
21	853368	Terminal Assembly, Horn.....	1	48	2D-08	†Nut.....	4
22	940115	Contact Assembly, Horn Cable and.....	1	49	4E-08	†Lockwasher.....	4

†Not Illustrated

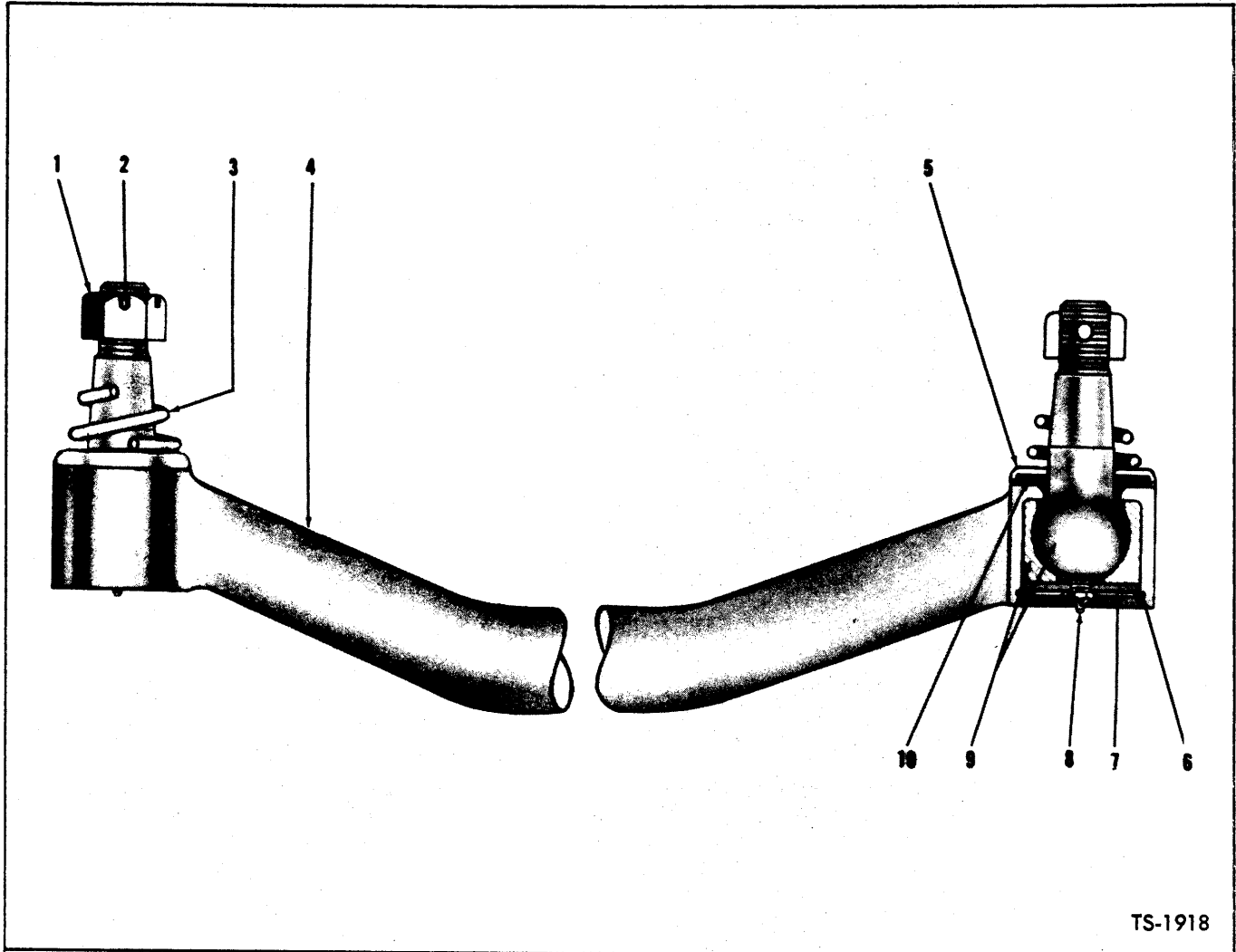


TS-11-P

**PUSH ROD ASSEMBLY – STEERING BOOSTER – AXLE**

Item No.	Part No.	Description	No. Req'd.
1	2C-832	Bolt, Push Rod to Booster.....	4
2	4E-08	Lockwasher, Push Rod to Booster.....	4
3	2D-08	Nut, Push Rod to Booster.....	4
4	550597	Push Rod Assembly, Booster to Crank.....	1
5	550602	Pin.....	2
6	10H-25	Grease Fitting.....	2
7			
8			
9			
10			
11			
12	550600	Bell Crank Assembly (Inc. 12A and 13).....	1
12A	550187	Bell Crank.....	1
13	550601	Bushing.....	2
14	1F-424	Cotter.....	2
15	617863	Nut.....	2
16	-----	Steering Booster — See Index	



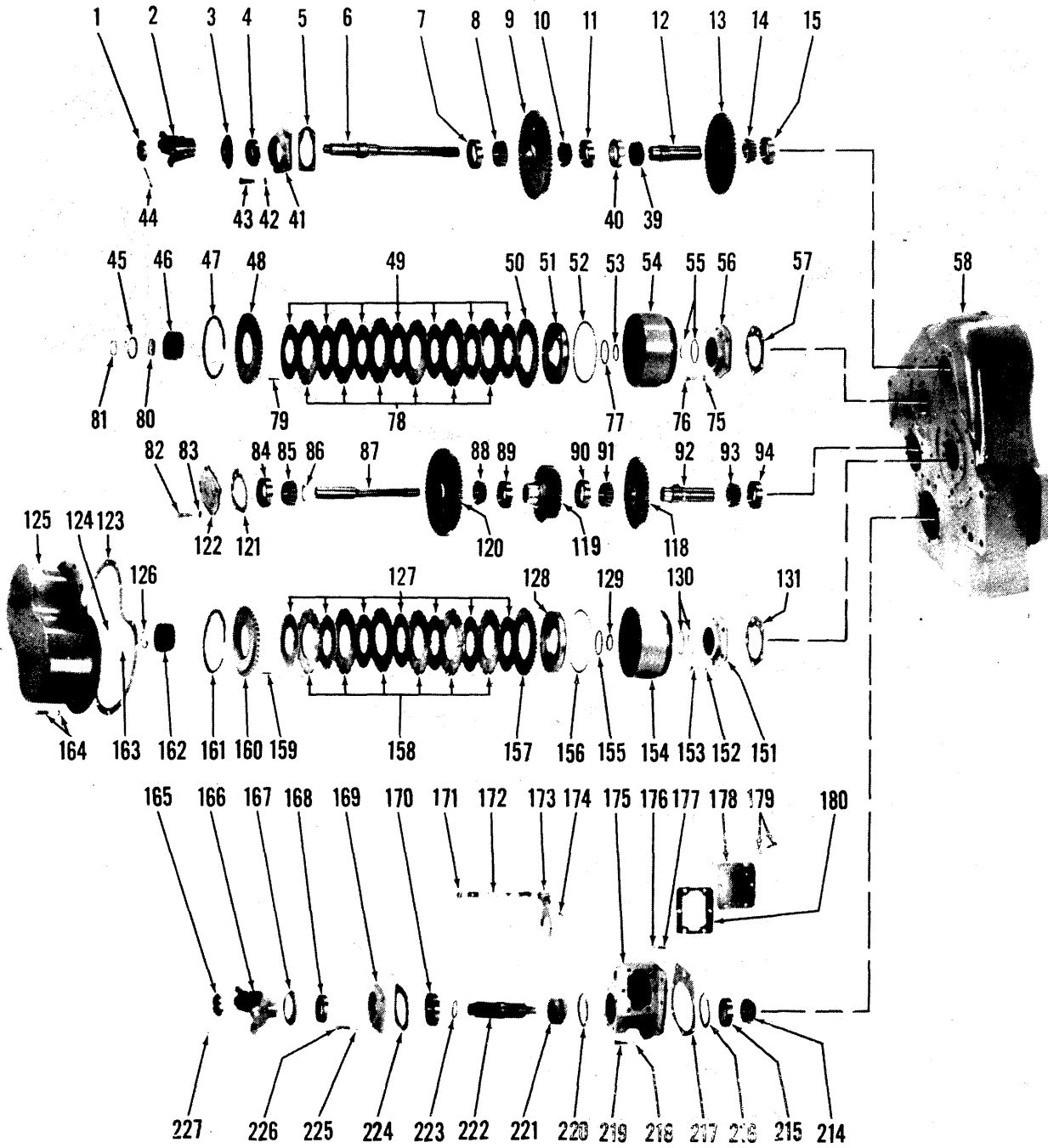


TS-1918

**TIE ROD ASSEMBLY**

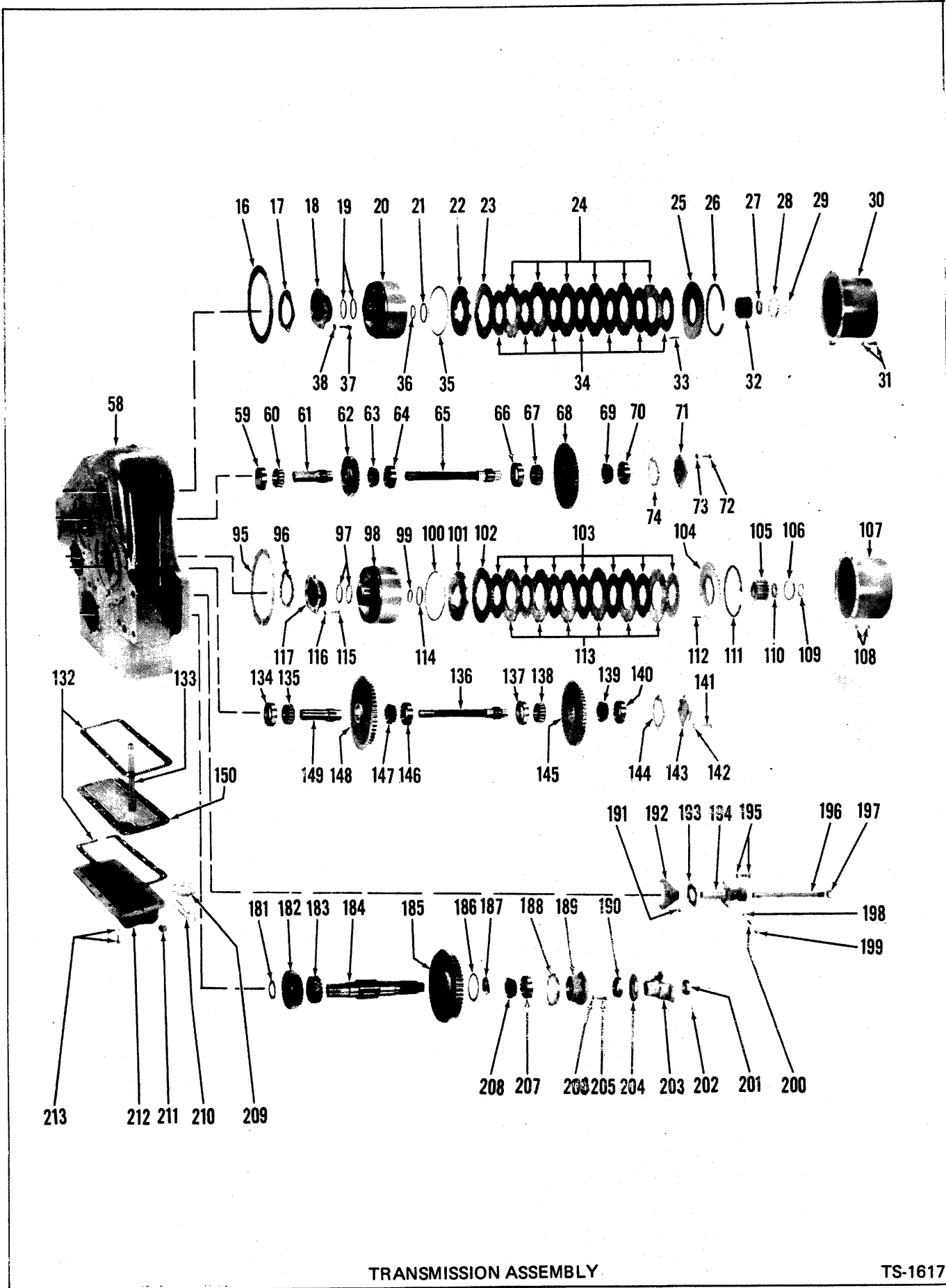
Item No.	Part No.	Description	No. Req'd.
1	4D-12	NUT, Ball Stud .....	2
2	1F-426	COTTER, Ball Stud Nut .....	2
3	106268	SPRING .....	2
4	525857	TIE ROD ASSY (Inc. 6 thru 9).....	1
5	106138	RETAINER, Felt Washer .....	2
6	507695	RING, Ball Stud Retaining .....	2
7	524066	PLATE, Ball Stud Retaining.....	2
8	10H-25	FITTING, Ball Stud Grease.....	2
9	509346	BALL STUD .....	2
10	106137	WASHER, Felt .....	2

**WHEN ORDERING PARTS, ALWAYS STATE MODEL AND SERIAL NO. OF MACHINE**



TRANSMISSION ASSEMBLY

TS-1617



TRANSMISSION ASSEMBLY

TS-1617

**TRANSMISSION ASSEMBLY**

Item No.	Part No.	Description	No. Req'd.	Item No.	Part No.	Description	No. Req'd.
A	280778	TRANSMISSION ASSY — R-300FS-3 (Inc. 1 thru 227)	1	33	220186	SPRING, Clutch Disc Release	10
1	201951	NUT, Input Flange	1	34	209928	DISC, Clutch Inner	7
2	209343	FLANGE ASSY, Input (Inc. 3)	1	35	208776	RING, Piston Outer Sealing	1
3	100949	DEFLECTOR, Input Flange	1	36	224106	RING, Drum Hub Retaining	1
4	206864	SEAL, Input Shaft Oil	1	37	1C-718	BOLT, Bearing Cap	4
5	209340	‡SHIM, Bearing Cap — .004"	—	38	4E-07	LKWSHR, Bearing Cap	4
5A	209341	‡SHIM, Bearing Cap — .007"	—	39	675548	CONE, Quill Shaft Bearing	1
5B	209342	‡SHIM, Bearing Cap — .010"	—	40	675544	CUP, Quill Shaft Bearing	1
6	220390	SHAFT, Input	1	40A	223881	†RING, Bearing Locating	1
7	675544	CUP, Input Shaft Bearing	1	41	209339	CAP, Input Shaft Bearing	1
8	675547	CONE, Input Shaft Bearing	1	42	4E-07	LKWSHR, Bearing Cap	4
9	209377	GEAR, Input Shaft Reverse (45T)	1	43	1C-718	BOLT, Bearing Cap	4
10	675547	CONE, Input Shaft Bearing	1	44	1F-424	COTTER, Flange Nut	1
11	675544	CUP, Input Shaft Bearing	1	45	223867	RING, Hub Washer Locating	1
11A	223881	†RING, Bearing Locating	1	46	220398	HUB, Clutch Disc	1
12	220389	SHAFT, Forward Gear Quill	1	47	223942	RING, End Plate Retaining	1
13	209369	GEAR, Input Shaft Forward (43T)	1	48	208760	PLATE, Clutch Disc End	1
14	731321	CONE, Quill Shaft Bearing	1	49	209928	DISC, Clutch Inner	7
15	731319	CUP, Quill Shaft Bearing	1	50	221998	DISC, Clutch Outer	1
16	221401	GASKET, Clutch Cover	1	51	221996	PISTON, Clutch	1
17	220471	‡SHIM, Bearing Cap — .004"	—	52	208776	RING, Piston Outer Sealing	1
17A	220472	‡SHIM, Bearing Cap — .007"	—	53	224106	RING, Drum Hub Retaining	1
17B	220473	‡SHIM, Bearing Cap — .010"	—	54	222409	DRUM ASSY, Clutch (Inc. 54A, 54B)	1
17C	221209	‡SHIM, Bearing Cap — .020"	—	54A	222407	†HOUSING, Bleed Valve	1
18	220469	CAP, Clutch Bearing	1	54B	10J-16	†BALL, Bleed Valve	1
19	209387	RING, Clutch Drum Sealing	1	54C	209389	*†SPRING, Pressure Relief	1
20	222409	DRUM ASSY, Clutch (Inc. 20A, 20B)	1	54D	209932	*†PIN, Pressure Relief	1
20A	222407	†HOUSING, Bleed Valve	1	54E	220678	*†GUARD, Pressure Relief Spring	1
20B	10J-06	†BALL, Bleed Valve	1	54F	619023	*†WASHER, Clutch Drum Balance	4
20C	209389	*†SPRING, Pressure Relief	1	54G	209937	*†WASHER, Pressure Relief Spring	1
20D	209932	*†PIN, Pressure Relief	1	54H	—	*†SHUB, Clutch Drum — (See 54)	1
20E	220678	*†GUARD, Pressure Relief Spring	1	54J	100284	*†BOLT, Drum to Hub	8
20F	619023	*†WASHER, Clutch Drum Balance	4	55	209387	RING, Drum Hub Sealing	2
20G	209937	*†WASHER, Pressure Relief Spring	1	56	220469	CAP, Clutch Bearing	1
20H	—	*†SHUB, Clutch Drum — (See 20)	1	57	220471	‡SHIM, Bearing Cap — .004"	—
20J	100284	*†BOLT, Drum to Hub	8	57A	220472	‡SHIM, Bearing Cap — .007"	—
21	208777	RING, Piston Inner Sealing	1	57B	220473	‡SHIM, Bearing Cap — .010"	—
22	221996	PISTON, Clutch	1	57C	221209	‡SHIM, Bearing Cap — .020"	—
23	221998	DISC, Clutch Outer	1	58	220934	CASE ASSY, Transmission	1
24	208773	DISC, Clutch Outer	1	59	731319	CUP, Quill Shaft Bearing	1
25	208760	PLATE, Clutch Disc End	1	60	731321	CONE, Quill Shaft Bearing	1
26	223942	RING, End Plate Retaining	1	61	220389	SHAFT, 1st & 3rd Quill	1
27	220468	WASHER, Disc Hub Retaining	1	62	209374	GEAR, 1st & 3rd Drive (29T)	1
28	223867	RING, Hub Washer Locating	1	63	675548	CONE, Quill Shaft Bearing	1
29	224047	RING, Hub Washer Retaining	1	64	675544	CUP, Quill Shaft Bearing	1
30	220391	COVER, Clutch	1	64A	223881	†RING, Bearing Locating	1
31	5C-614	BOLT & LKWSHR, Clutch Cover	10	65	220388	SHAFT, 1st & 3rd Drive	1
32	220398	HUB, Clutch Disc	1	66	675544	CUP, Drive Shaft Bearing	1
				66A	223881	†RING, Bearing Locating	1

‡As Required

†Not Illustrated

§Not Sold Separately

\*NOTE: These items are for Units with Bolt on Clutch Drum Hubs. Units with weld on clutch drum hubs do not require these parts.

**WHEN ORDERING PARTS, ALWAYS STATE MODEL AND SERIAL NO. OF MACHINE**

**TRANSMISSION ASSEMBLY (Continued)**

Item No.	Part No.	Description	No. Req'd.	Item No.	Part No.	Description	No. Req'd.
67	675547	CONE, Drive Shaft Bearing.....	1	102	221998	DISC, Clutch Outer.....	1
68	209375	GEAR, 1st & 3rd Drop (44T).....	1	103	209928	DISC, Clutch Inner.....	7
69	675547	CONE, Drive Shaft Bearing.....	1	104	208760	PLATE, Clutch Disc End.....	1
70	675544	CUP, Drive Shaft Bearing.....	1	105	220398	HUB, Clutch Disc.....	1
71	209364	CAP, Drive Shaft Bearing.....	1	106	223867	RING, Hub Washer Locating.....	1
72	1C-718	BOLT, Bearing Cap.....	4	107	220391	COVER, Clutch.....	1
73	4E-07	LKWSHR, Bearing Cap.....	4	108	5C-614	BOLT & LKWSHR, Clutch Cover.....	10
74	209365	‡SHIM, Bearing Cap — .004".....	—	109	224047	RING, Hub Washer Retaining.....	1
74A	209366	‡SHIM, Bearing Cap — .007".....	—	110	220468	WASHER, Disc Hub Retaining.....	1
74B	209367	‡SHIM, Bearing Cap — .010".....	—	111	223942	RING, End Plate Retaining.....	1
75	4E-07	LKWSHR, Bearing Cap.....	4	112	220186	SPRING, Clutch Disc Release.....	10
76	1C-718	BOLT, Bearing Cap.....	4	113	208773	DISC, Clutch Outer.....	6
77	208777	RING, Piston Inner Sealing.....	1	114	208777	RING, Piston Inner Sealing.....	1
78	208773	DISC, Clutch Outer.....	6	115	1C-718	BOLT, Bearing Cap.....	4
79	220186	SPRING, Clutch Disc Release.....	10	116	4E-07	LKWSHR, Bearing Cap.....	4
80	220468	WASHER, Disc Hub Retaining.....	1	117	220469	CAP, Clutch Bearing.....	1
81	224047	RING, Hub Washer Retaining.....	1	118	209369	GEAR, 2nd & 4th Drive (43T).....	1
82	1C-718	BOLT, Bearing Cap.....	5	119	220395	GEAR, 2nd & 4th Low (32T).....	1
83	4E-07	LKWSHR, Bearing Cap.....	5	120	220394	GEAR, 2nd & 4th High (57T).....	1
84	731336	CUP, Drive Shaft Bearing.....	1	121	220513	‡SHIM, Bearing Cap — .004".....	—
85	711124	CONE, Drive Shaft Bearing.....	1	121A	220514	‡SHIM, Bearing Cap — .007".....	—
86	223951	RING, Bearing Locating.....	1	121B	220515	‡SHIM, Bearing Cap — .010".....	—
87	220393	SHAFT, 2nd & 4th Drive.....	1	122	220508	CAP, Drive Shaft Bearing.....	1
88	654875	CONE, Drive Shaft Bearing.....	1	123	209370	GASKET, Clutch Cover.....	1
89	731336	CUP, Drive Shaft Bearing.....	1	124	224047	RING, Hub Washer Retaining.....	1
90	675544	CUP, Quill Shaft Tapered Bearing.....	1	125	220386	COVER, Clutch.....	1
91	675548	CONE, Quill Shaft Tapered Bearing.....	1	126	220468	WASHER, Disc Hub Retaining.....	1
92	220389	SHAFT, 2nd & 4th Quill.....	1	127	209928	DISC, Clutch Inner.....	7
93	731321	CONE, Quill Shaft Tapered Bearing.....	1	128	221996	PISTON, Clutch.....	1
94	731319	CUP, Quill Shaft Tapered Bearing.....	1	129	224106	RING, Clutch Drum Hub Retaining.....	1
95	221401	GASKET, Clutch Cover.....	1	130	209387	RING, Drum Hub Sealing.....	2
96	220471	‡SHIM, Bearing Cap — .004".....	—	131	220471	‡SHIM, Bearing Cap — .004".....	—
96A	220472	‡SHIM, Bearing Cap — .007".....	—	131A	220472	‡SHIM, Bearing Cap — .007".....	—
96B	220473	‡SHIM, Bearing Cap — .010".....	—	131B	220473	‡SHIM, Bearing Cap — .010".....	—
96C	221209	‡SHIM, Bearing Cap — .020".....	—	131C	221209	‡SHIM, Bearing Cap — .020".....	—
97	209387	RING, Drum Hub Sealing.....	2	132	209353	GASKET, Oil Pan.....	2
98	222409	DRUM ASSY, Clutch (Inc. 98A, 98B).....	1	133	220673	PIPE, Oil Suction.....	1
98A	222407	†HOUSING, Bleed Valve.....	1	134	731319	CUP, Quill Shaft Bearing.....	1
98B	10J-06	†BALL, Bleed Valve.....	1	135	731321	CONE, Quill Shaft Bearing.....	1
98C	209389	*†SPRING, Pressure Relief.....	1	136	220388	SHAFT, Reverse Drive.....	1
98D	209932	*†PIN, Pressure Relief.....	1	137	675544	CUP, Drive Shaft Bearing.....	1
98E	220678	*†GUARD, Pressure Relief Spring.....	1	137A	223881	RING, Bearing Locating.....	1
98F	619023	*†WASHER, Clutch Drum Balance.....	4	138	675547	CONE, Drive Shaft Bearing.....	1
98G	209937	*†WASHER, Pressure Relief Spring.....	1	139	675547	CONE, Drive Shaft Bearing.....	1
98H	—	*†SHUB, Clutch Drum — (See 98).....	1	140	675544	CUP, Drive Shaft Bearing.....	1
98J	100284	*†BOLT, Drum to Hub.....	8	141	1C-718	BOLT, Bearing Cap.....	4
99	224106	RING, Drum Hub Retaining.....	1	142	4E-07	LKWSHR, Bearing Cap.....	4
100	208776	RING, Piston Outer Sealing.....	1	143	209364	CAP, Reverse Shaft Bearing.....	1
101	221996	PISTON, Clutch.....	1	144	209365	‡SHIM, Bearing Cap — .004".....	—

†Not Illustrated

‡Not Sold Separately

‡As Required

\*NOTE: These Items are for Units with Bolt on Clutch Drum Hubs. Units with weld on clutch drum hubs do not require these parts.

**WHEN ORDERING PARTS, ALWAYS STATE MODEL AND SERIAL NO. OF MACHINE**

**TRANSMISSION ASSEMBLY (Continued)**

Item No.	Part No.	Description	No. Req'd.	Item No.	Part No.	Description	No. Req'd.
144A	209366	‡SHIM, Bearing Cap — .007"	—	181	209407	WASHER, Output Shaft Gear Thrust..	1
144B	209367	‡SHIM, Bearing Cap — .010"	—	182	209396	GEAR ASSY, Output Shaft High (Inc. Bushing)	1
145	209372	GEAR, Reverse Idler (52T)	1	183	209409	HUB, High & Low Shift	1
146	675544	CUP, Drive Shaft Bearing	1	184	209423	SHAFT ASSY, Output (Inc. Bushing)	1
146A	223881	RING, Bearing Locating	1	185	209399	GEAR ASSY, Output Shaft Low (Inc. Bushing)	1
147	675548	CONE, Drive Shaft Bearing	1	186	209673	RING, Low Gear Oil	1
148	209371	GEAR, Reverse Shaft Drive (54T)	1	187	209407	WASHER, Output Shaft Gear Thrust..	1
149	220389	SHAFT, Drive Gear Quill	1	188	209701	‡SHIM, Front Bearing Cap — .004"	—
150	220660	SCREEN, Oil	1	188A	209702	‡SHIM, Front Bearing Cap — .007"	—
151	220469	CAP, Clutch Bearing	1	188B	209703	‡SHIM, Front Bearing Cap — .010"	—
152	4E-07	LKWSHR, Bearing Cap	4	189	209692	CAP, Output Shaft Front Bearing	1
153	1C-718	BOLT, Bearing Cap	4	190	206864	SEAL, Bearing Cap Oil	1
154	222409	DRUM ASSY, Clutch (Inc. 154A, 154B)	1	191	201566	SCREW, Shift Fork Lock	1
154A	222407	†HOUSING, Bleed Valve	1	192	209403	FORK, High & Low Shift	1
154B	10J-06	†BALL, Bleed Valve	1	193	209406	GASKET, Shift Shaft Support	1
154C	209389	*†SPRING, Pressure Relief	1	194	209405	SUPPORT, High & Low Shift Shaft	1
154D	209932	*†PIN, Pressure Relief	1	195	5C-616	BOLT & LKWSHR, Shift Shaft Support	1
154E	220678	*†GUARD, Pressure Relief Spring	1	196	209404	SHAFT, High & Low Shift	1
154F	619023	*†WASHER, Clutch Drum Balance	4	197	208871	SEAL, Shift Shaft Support Oil	1
154G	209937	*†WASHER, Pressure Relief Spring	1	198	10J-12	BALL, Mesh Lock	1
154H	—	*†SHUB, Clutch Drum	1	199	13F-04	PLUG, Mesh Lock	1
154J	100284	*†BOLT, Drum to Hub	8	200	201844	SPRING, Mesh Lock	1
155	208777	RING, Piston Inner Sealing	1	201	205928	NUT, Output Shaft Flange	1
156	208776	RING, Piston Outer Sealing	1	202	1F-432	COTTER, Flange Nut	1
157	221998	DISC, Clutch Outer	1	203	209414	FLANGE ASSY, Output (Inc. 204)	1
158	208773	DISC, Clutch Outer	6	204	100949	DEFLECTOR, Output Flange	1
159	220186	SPRING, Clutch Disc Release	10	205	1C-718	BOLT, Front Bearing Cap	4
160	208760	PLATE, Clutch Disc End	1	206	4E-07	LKWSHR, Front Bearing Cap	4
161	223942	RING, End Plate Retaining	1	207	675544	CUP, Output Shaft Bearing	1
162	220398	HUB, Clutch Disc	1	208	675548	CONE, Output Shaft Bearing	1
163	223867	RING, Hub Washer Locating	1	209	525293	MAGNET, Oil Screen	1
164	5C-614	BOLT & LKWSHR, Clutch Cover	16	210	223780	SPRING, Magnet Retaining	1
165	205928	NUT, Output Flange	1	211	201120	PLUG, Drain (Magnetic)	1
166	209414	FLANGE ASSY, Output (Inc. 167)	1	212	209352	PAN, Oil	1
167	100949	DEFLECTOR, Output Flange	1	213	5C-616	BOLT & LKWSHR, Oil Pan	14
168	206864	SEAL, Bearing Cap Oil	1	214	675548	CONE, Output Shaft Bearing	1
169	209428	CAP, Rear Output Shaft Bearing	1	215	675544	CUP, Output Shaft Bearing	1
170	713997	BEARING, Rear Output Shaft	1	216	223881	RING, Bearing Retaining	1
171	209435	SEAL, Shift Shaft Oil	1	217	209411	SHIM, Output Shaft Housing	1
172	209434	SHAFT, Rear Output Shaft Shift	1	218	4E-07	LKWSHR, Housing to Case	7
173	209433	FORK, Rear Output Shaft Shift	1	219	1C-720	BOLT, Housing to Case	7
174	201566	SCREW, Shift Fork Lock	1	220	224069	RING, Bearing Retaining	1
175	209430	HOUSING, Rear Output Shaft	1	221	209427	HUB, Rear Output Shaft Shift	1
176	10J-12	BALL, Mesh Lock	1	222	209426	SHAFT, Rear Output	1
177	201413	SPRING, Mesh Lock	1	223	223925	RING, Bearing Locating	1
178	209431	PLATE, Rear Housing Cover	1	224	209429	GASKET, Rear Bearing Cap	1
179	5C-612	BOLT & LKWSHR, Cover Plate	6	225	4E-07	LKWSHR, Rear Bearing Cap	4
180	209432	GASKET, Cover Plate	1	226	1C-718	BOLT, Rear Bearing Cap	4
				227	1F-432	COTTER, Flange Nut	1

‡As Required

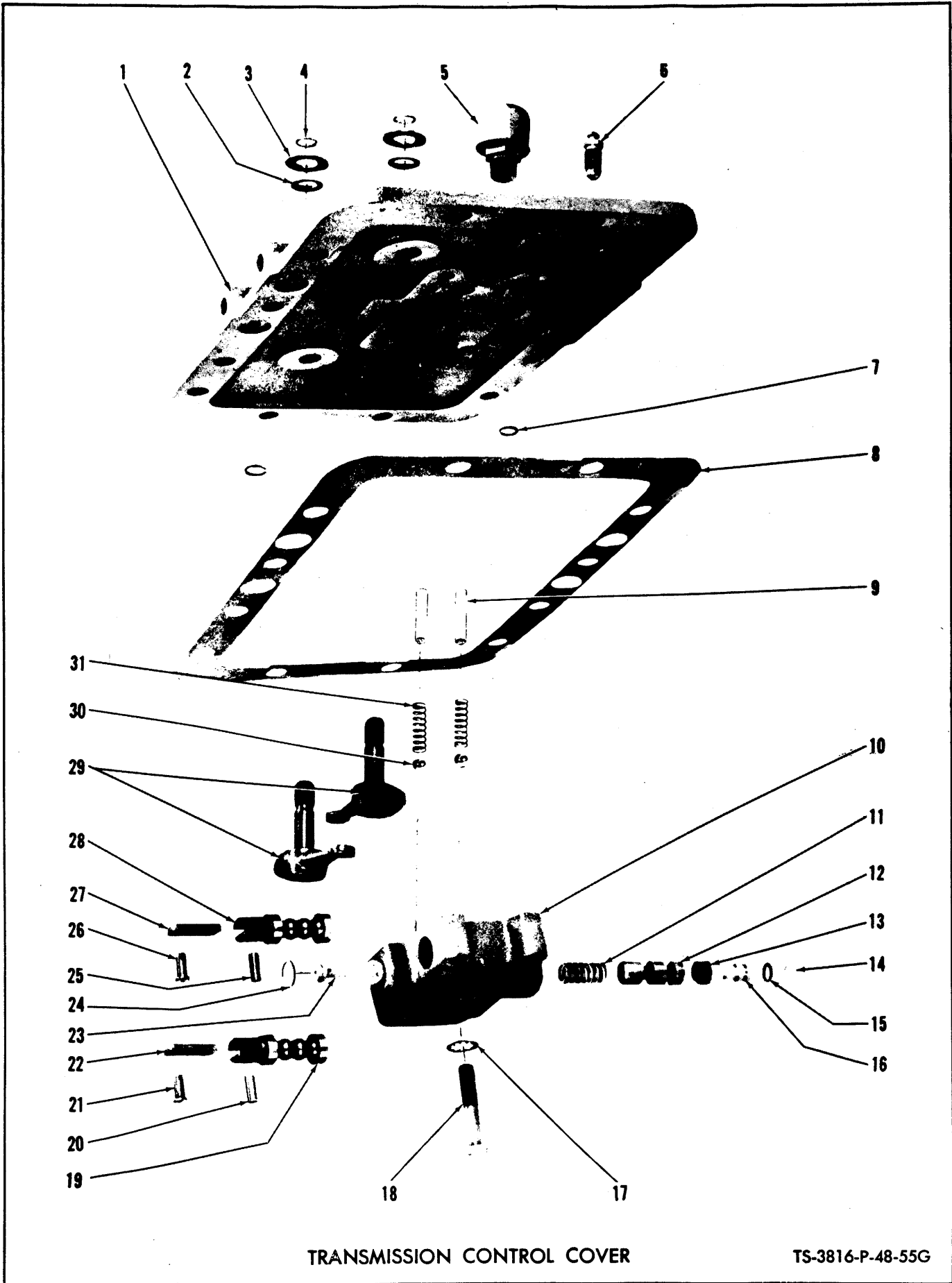
†Not Illustrated

§Not Sold Separately

\*NOTE: These items are for Units with Bolt on Clutch Drum Hubs. Units with weld on clutch drum hubs do not require these parts.

**WHEN ORDERING PARTS, ALWAYS STATE MODEL AND SERIAL NO. OF MACHINE**





TRANSMISSION CONTROL COVER

TS-3816-P-48-55G

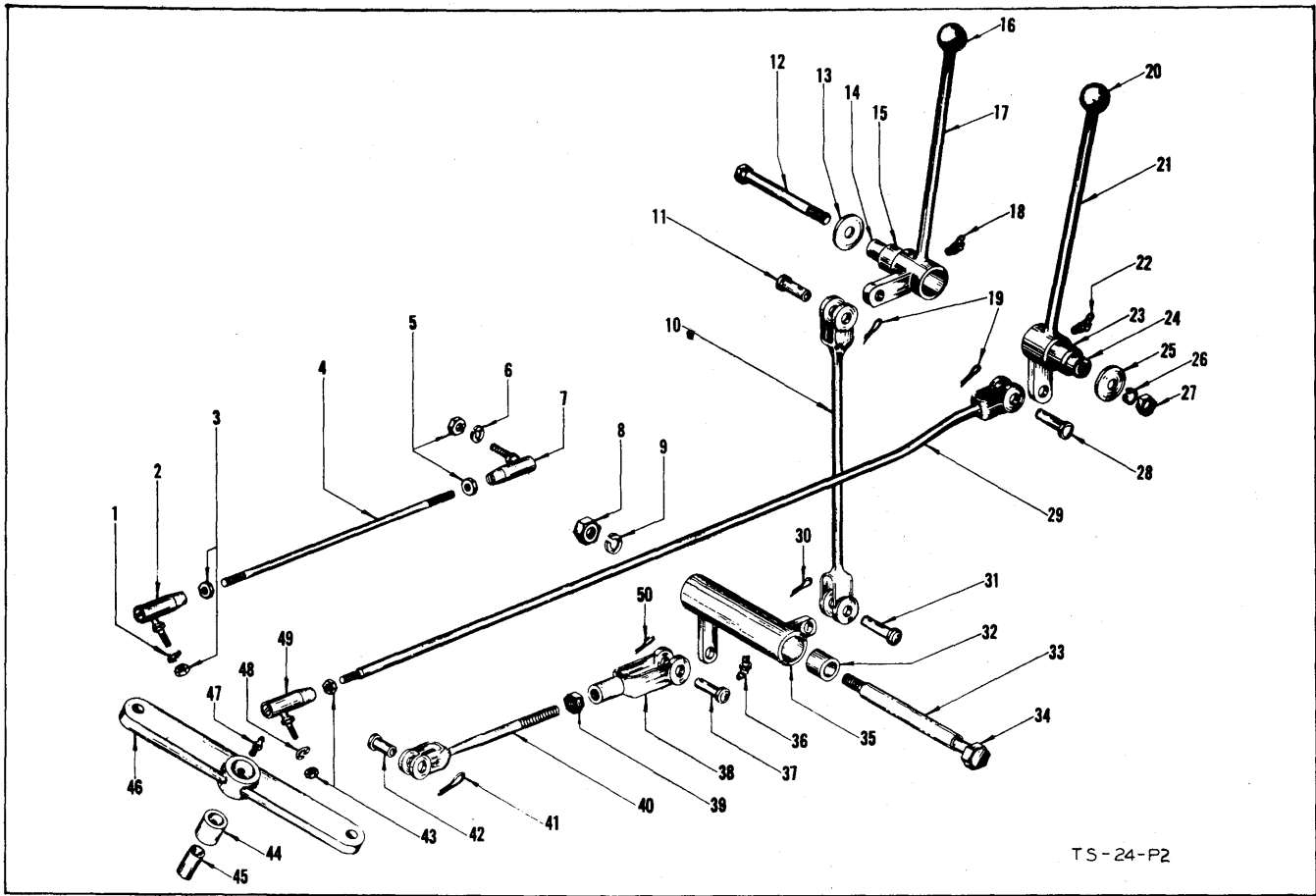




## TRANSMISSION CONTROL COVER

Item No.	Part No.	Description	No. Req'd.
A	225854	COVER ASSY, Control (Inc. 1 thru 35)	1
B	216734	VALVE ASSY, Selector Control (Inc. 10 thru 16, 19, 20, 22 thru 25, 27, 28)	1
1	220957	COVER, Control	1
2	208812	SEAL, Selector Arm Shaft Oil	2
3	619027	WASHER, Selector Arm Shaft Seal	2
4	224095	RING, Selector Arm Shaft Washer Retaining	2
5	104942	BREATHER, Control Cover	1
6	208805	VALVE, Bleeder	1
7	25K-30016	"C" RING, Oil Passage	5
8	209379	GASKET, Cover to Case	1
9	209874	STOP, Selector Valve Detent Ball	2
10	-----	§HOUSING, Selector Valve — See "B"	—
11	220363	SPRING, Shut-Off Valve	1
12	-----	§VALVE, Shut-Off — See "B"	1
13	208820	CUP, Shut-Off Valve Sealing	1
14	223944	RING, Shut-Off Valve Stop Retaining	1
15	25K-30014	"O" RING, Shut-Off Valve Stop	1
16	209878	STOP, Shut-Off Valve	1
17	6E-06	LKWSHR, Valve to Cover Bolt	4
18	1C-626	BOLT, Valve to Cover	4
19	-----	§VALVE, Selector — See "B"	1
20	208809	PIN, Selector Valve Link	1
21	208810	PIN, Selector Valve Link Clevis	1
21A	1F-208	†COTTER, Clevis Pin	1
22	209382	LINK, Selector Valve	1
23	209894	GUIDE, Valve Spring	1
24	223944	RING, Shut-Off Valve Spring Retainer	1
25	208809	PIN, Selector Valve Link	1
26	208810	PIN, Selector Valve Link Clevis	1
26A	1F-208	†COTTER, Clevis Pin	1
27	209382	LINK, Selector Valve	1
28	-----	§VALVE, Selector — See "B"	1
29	209690	SHAFT ASSY, Selector	2
30	10J-12	BALL, Selector Valve Detent	2
31	203647	SPRING, Selector Valve Detent	2
32	40K-02	†PLUG, Control Cover Oil Passage	5
33	220947	†BAFFLE, Oil	1
34	1C-718	†BOLT, Control Cover to Case	9
35	4E-07	†LKWSHR, Control Cover to Case	9

§Not Sold Separately  
†Not Illustrated

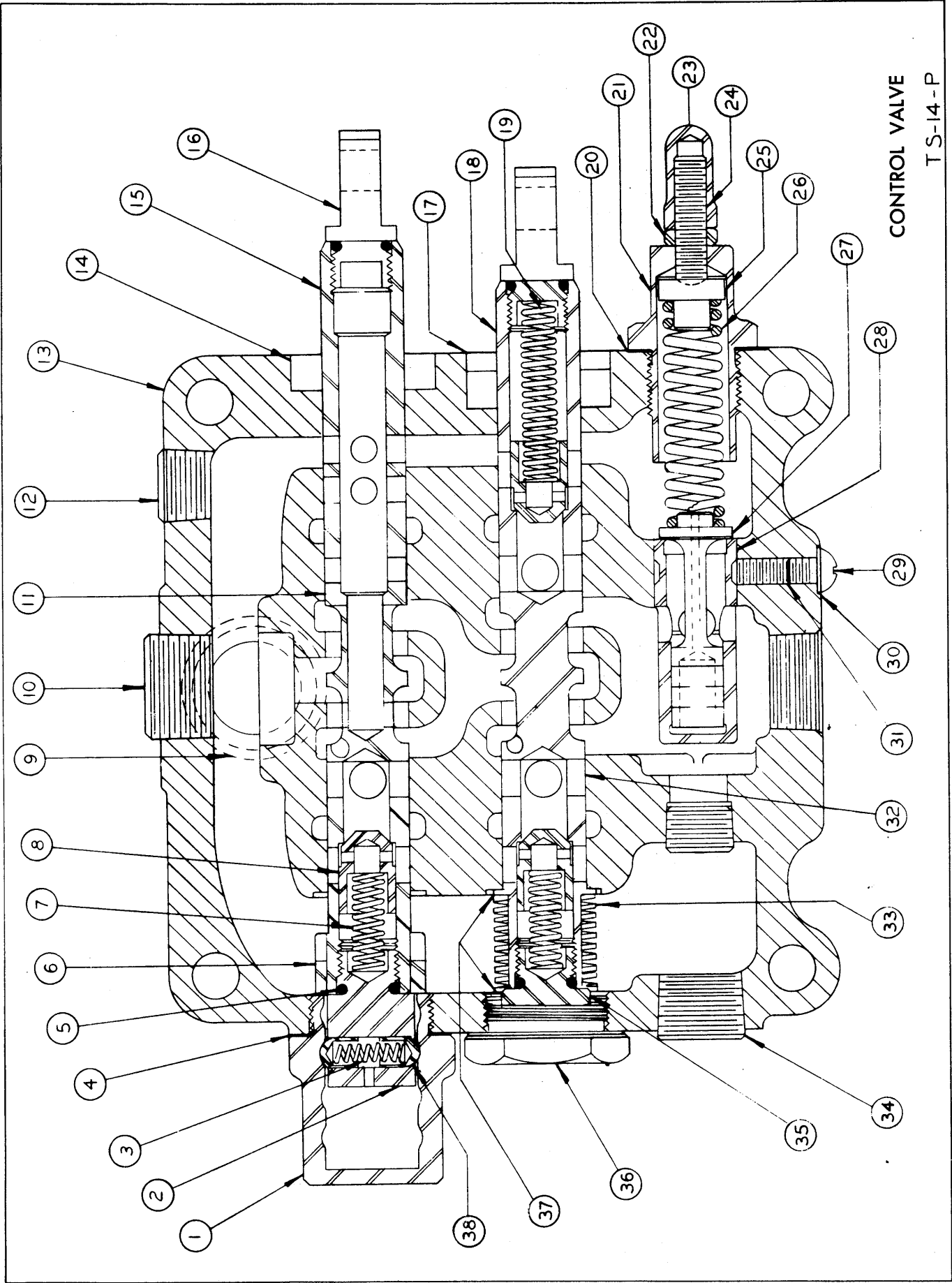


**TRANSMISSION CONTROL LEVERS AND LINKAGE**

Item No.	Part No.	Description	No. Req'd.	Item No.	Part No.	Description	No. Req'd.
1	4E-06	Lockwasher, Ball Socket.....	1	28	4F-08127	Pin, Shift Rod to 4WD Lever Clevis.....	1
2	519793	Ball Socket .....	1	29	550687	Shift Rod Assembly .....	1
3	8D-06	Nut, Ball Socket.....	2	30	1F-414	Cotter, Clevis Pin.....	1
4	550691	Rod, Crank to Transmission.....	1	31	4F-08127	Pin, Shift Rod to Bell Crank Clevis.....	1
5	8D-06	Nut, Ball Socket .....	2	32	526767	Bushing, Bell Crank Mounting.....	2
6	4E-06	Lockwasher, Ball Socket .....	1	33	551496	Sleeve, Bell Crank Mounting.....	1
7	519793	Ball Socket .....	1	34	14C-10144	Bolt, Bell Crank Mounting.....	1
8	2D-10	Nut, Bell Crank Mounting.....	1	35	551494	Bell Crank Assembly (Inc. 32).....	1
9	4E-10	Lockwasher, Bell Crank Mounting.....	1	36	12H-15	Fitting, Bell Crank Grease.....	1
10	550679	Shift Rod Assembly.....	1	37	4F-08127	Pin, Yoke to Bell Crank Clevis .....	1
11	4F-08127	Pin, Shift Rod to Lever.....	1	38	4J-8300	Yoke, Shift Rod to Bell Crank.....	1
12	2C-868	Bolt, Lever Mounting .....	1	39	8D-08	Nut, Yoke Jam.....	1
13	616796	Washer, Lever Mounting .....	1	40	550683	Shift Rod Assembly.....	1
14	550646	Sleeve, Lever Mounting .....	1	41	1F-310	Cotter, Clevis Pin.....	1
15	526767	Bushing, Lever Mounting.....	1	42	4F-06106	Pin, Shift Rod to Crank Clevis.....	1
16	BN90073	Knob, Range Lever .....	1	43	8D-06	Nut, Ball Socket.....	2
17	BN90012	Range Lever Assembly (Inc. 15).....	1	44	526767	Bushing, Crank Mounting.....	1
18	12H-15	Fitting, Range Lever Grease .....	1	45	550646	Sleeve, Crank Mounting.....	1
19	1F-414	Cotter, Clevis Pin .....	2	46	550689	Crank Assembly (Inc. 44).....	1
20	BN90013	Knob, 4WD Lever .....	1	47	12H-15	Fitting, Crank Grease.....	1
21	BN90010	Lever Assembly, 4WD (Inc. 23).....	1	48	4E-06	Lockwasher, Ball Socket.....	1
22	12H-15	Fitting, 4WD Lever Grease.....	1	49	519793	Ball Socket .....	1
23	526767	Bushing, Lever Mounting.....	1	50	1F-414	Cotter, Clevis Pin .....	1
24	550646	Sleeve, Lever Mounting .....	1	51	4C-844	†Bolt, Crank Mounting.....	1
25	616796	Washer, Lever Mounting.....	1	52	2D-08	†Nut, Crank Mounting.....	1
26	4E-08	Lockwasher, Lever Mounting.....	1	53	4E-08	†Lockwasher, Crank Mounting.....	1
27	2D-08	Nut, Lever Mounting .....	1	54	616796	†Washer, Crank Mounting.....	1

†Not Illustrated





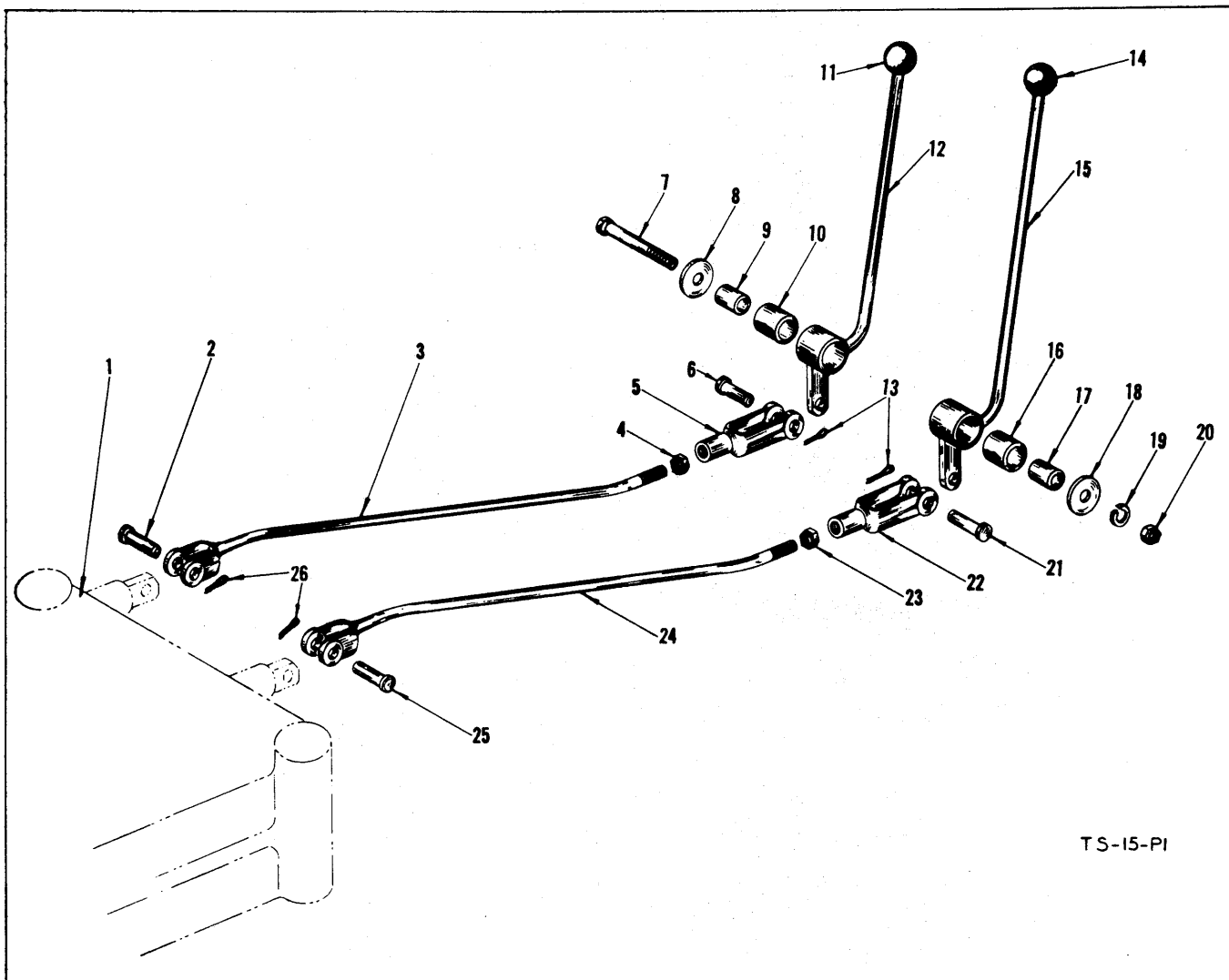
CONTROL VALVE  
T S-14 - P

**CONTROL VALVE ASSEMBLY**

Item No.	Part No.	Description	No. Req'd.	Item No.	Part No.	Description	No. Req'd.
A	550282	Control Valve Assembly—Complete	1	20	940031	Gasket	1
1	940040	Cap, Detent	1	21	940025	Cap, Adjustment	1
2	940023	Cap, Detent Valve	1	22	8D-06	Nut, Jam	1
3	940024	Spring, Detent	1	23	863045	Nut, Acorn	1
4	940041	Gasket	2	24	940028	Screw, Adjustment	1
5	940061	Seal Ring	4	25	940029	Guide, Spring	1
6	940062	Spacer, Plunger	1	26	940030	Spring	1
7	940063	Spring	2	27	940032	Plunger, Relief Valve	1
8	940064	Plunger, Check Valve	3	28	940033	Seat, Relief Valve	1
9	25K-40116	Seal Ring	1	29	863052	Screw	1
10	16F-16	Pipe Plug	1	30	863053	Gasket	1
11		§Operating Plunger (See A)	1	31	863051	Screw, Set	1
12	16F-08	Pipe Plug	2	32		§Operating Plunger (See A)	1
13		§Housing (See A)	1	33	940072	Spring	1
14	862092	Seal	2	34	16F-12	Pipe Plug	1
15		§Operating Plunger Assembly—Float	1	35	940073	Cap	1
16	940068	Plunger Eye	2	36	940039	Cap	1
17	940022	Seal Assembly	1	37	940074	Washer	2
18		§Operating Plunger Assembly—D.A. (See A)	1	38	940075	Poppet, Detent Plunger	2
19	940070	Spring	1	39	16F-06	†Pipe Plug	1
				40	2C-856	†Bolt, Valve to Reservoir	3
				41	4E-08	†Lockwasher, Valve to Reservoir	3

§Not Sold Separately

†Not Illustrated



TS-15-PI

**VALVE CONTROL LEVERS AND LINKAGE**

Item No.	Part No.	Description	No. Req'd.	Item No.	Part No.	Description	No. Req'd.
1	.....	Control Valve Assembly—See Index.....	1	14	BN90013	Knob, Boom Valve Lever.....	1
2	4F-08127	Pin, Valve Rod to Valve Clevis.....	1	15	BN90008	Valve Lever Assembly, Boom.....	1
3	550647	Valve Rod Assembly.....	1	16	526767	Bushing, Lever Mounting.....	1
4	8D-08	Nut, Yoke Jam.....	1	17	550646	Sleeve, Lever Mounting.....	1
5	4J-8300	Yoke, Valve Rod.....	1	18	616796	Washer, Lever Mounting.....	1
6	4F-08127	Pin, Yoke Clevis.....	1	19	4E-08	Lockwasher, Lever Mounting.....	1
7	2C-868	Bolt, Lever Mounting.....	1	20	2D-08	Nut, Lever Mounting.....	1
8	616796	Washer, Lever Mounting.....	1	21	4F-08127	Pin, Yoke Clevis.....	1
9	550646	Sleeve, Lever Mounting.....	1	22	4J-8300	Yoke, Valve Rod.....	1
10	526767	Bushing, Lever Mounting.....	1	23	8D-08	Nut, Yoke Jam.....	1
11	BN90013	Knob, Bucket Valve Lever.....	1	24	550647	Valve Rod Assembly.....	1
12	BN90006	Valve Lever Assembly, Bucket.....	1	25	4F-08127	Pin, Valve Rod to Valve Clevis.....	1
13	1F-414	Cotter, Clevis Pin.....	1	26	1F-414	Cotter, Clevis Pin.....	2

**WHEEL ASSEMBLY AND TIRE DATA – TUBELESS**

	<b>Grader Lug 14:00 x 24 8 PR.</b>	<b>Sure Grip Grader 14:00 x 24 12 PR.</b>	<b>Rock Lug 14:00 x 24 12 PR.</b>	<b>No. Req'd.</b>
1 Wheel Disc and Rim Base (Inc. 6).....	942485	942485	942485	4
2 Lock Ring .....	941325	941325	941325	4
3 Flange .....	941326	941326	941326	4
4 "O" Ring .....	941329	941329	941329	4
5 Valve Stem .....	*941422	*941422	*941422	4
6 Valve Stem .....	**517963	**517963	**517963	4
7 Valve Stem Adaptor .....	551684	551684	551684	4
8 Valve Cap .....	551685	551685	551685	4
9 Nut, Wheel .....	103522	103522	103522	40
10 Stud, Wheel .....	103445	103445	103445	40
11 Nut, Wheel Stud .....	103076	103076	103076	40

\*For Machine Serial: 4123 thru 4174

\*\*Effective with Machine Serial: 4175 and thereafter

**BATTERY, HOLDER, WIRING AND PARTS**

Item No.	Part No.	Description	No. Req'd.
1			
2	550360	Battery—DIESEL .....	2
3			
4	550858	Box, Battery—DIESEL .....	1
5	2C-612	Bolt, Battery Box to Frame .....	4
6	2D-06	Nut, Battery Box to Frame .....	4
7	4E-06	Lockwasher, Battery Box to Frame .....	4
8			
9	550859	Battery Hold Down—DIESEL .....	2
10	600183	Stud, Battery Hold Down .....	4
11	619019	Washer, Battery Hold Down Stud .....	4
12	4E-05	Lockwasher, Battery Hold Down Stud .....	4
13	1D-05	Nut, Battery .....	12
14	550845	Cable, Battery to Ground .....	1
15	550846	Cable, Battery Connector .....	1
16	593227	Cable, Battery to Solenoid .....	1
17			
18	553466	Cable, Starter to Magnetic Switch— DIESEL .....	1
19	550848	Cable, Engine to Ground .....	1

Item No.	Part No.	Description	No. Req'd.
20	2C-616	Bolt, Ground Cable .....	1
21	4E-06	Lockwasher, Ground Cable .....	1
22	2D-06	Nut, Ground Cable .....	1
23			
24			
25	509335	Wiring Harness—For Units with Solenoid Starter—DIESEL .....	1
26			
26A	30H-23	Clip, Wiring Harness—DIESEL .....	2
27	30H-38	Clip, Wiring Harness .....	4
28	2C-652	Bolt, Clip to Valve .....	1
29	2D-06	Nut, Clip to Valve .....	1
30	4E-06	Lockwasher, Clip to Valve .....	1
31	509336	Wiring Harness, Generator to Voltage Regulator .....	1
32	550851	Wire, Light Switch to Head Lamp .....	1
33	550852	Wire, Fuel Gauge to Tank Unit .....	1
34	695120	Wire, Steering Column to Horn Relay .....	1
35	550855	Wire, Horn Relay to Horn .....	1
36	551879	Wire Assy .....	

**LIGHTS AND MOUNTING**

Item No.	Part No.	Description	No. Req'd.
1	551510	Light Mounting Plate Assembly (Inc. 2, 3, 5, 6, 7 and 8) .....	1
2	550880	Light Mounting Plate .....	1
3	551284	Back Up Lamp Assembly (Inc. 4) .....	2
4	551243	Sealed Beam Unit, Back Up Lamp .....	2
5	550745	Wire, Back Up Lamp Ground .....	2
6	550853	Wire, Back Up Lamp Jumper .....	1
7	12D-8	Nut, Lamp to Plate .....	6
8	12E-8	Lockwasher, Lamp to Plate .....	6
9	1C-510	Bolt, Plate to Grille .....	4
10	1C-520	Bolt, Plate to Grille .....	2
11	4E-05	Lockwasher, Plate to Grille .....	6

Item No.	Part No.	Description	No. Req'd.
12	1D-05	Nut, Plate to Grille .....	2
13	551281	Head Lamp Assembly (Inc. 14) .....	2
14	551242	Sealed Beam Unit, Head Lamp .....	2
15	3G-808	Screw, Ground Wire .....	2
16	13E-8	Lockwasher, Ground Wire .....	2
17	12D-8	Nut, Ground Wire .....	2
18	539631	Tail Lamp Assembly .....	2
19	551314	Bracket, Tail Lamp Mounting .....	2
20	1C-610	Bolt, Bracket to Grille .....	4
21	4E-06	Lockwasher, Bracket to Grille .....	4
22	1D-04	Nut, Lamp to Bracket .....	4
23	4E-04	Lockwasher, Lamp to Bracket .....	4

**TOOLS**

Item No.	Part No.	Description	No. Req'd.
1	553412	Wrench, Wheel .....	1
2	552164	Handle, Wheel Wrench .....	1
3	552172	Wrench, Hub Bearing .....	1
4	552165	Hammer .....	1

Item No.	Part No.	Description	No. Req'd.
5	552166	Pliers .....	1
6	552167	Screwdriver .....	1
7	518897	Grease Gun .....	1
8	552171	Tool Bag .....	1